

Internet Engineering Task Force
Internet-Draft
Intended status: Standards Track
Expires: September 16, 2013

W. Wang
Zhejiang Gongshang University
E. Haleplidis
University of Patras
K. Ogawa
NTT Corporation
C. Li
Hangzhou DPtech
J. Halpern
Ericsson
March 15, 2013

ForCES Logical Function Block (LFB) Library
draft-ietf-forces-lfb-lib-11

Abstract

This document defines basic classes of Logical Function Blocks (LFBs) used in the Forwarding and Control Element Separation (ForCES). The basic LFB classes are defined according to ForCES FE model and ForCES protocol specifications, and are scoped to meet requirements of typical router functions and considered as the basic LFB library for ForCES. The library includes the descriptions of the LFBs and the XML definitions.

Status of this Memo

This Internet-Draft is submitted in full conformance with the provisions of [BCP 78](#) and [BCP 79](#).

Internet-Drafts are working documents of the Internet Engineering Task Force (IETF). Note that other groups may also distribute working documents as Internet-Drafts. The list of current Internet-Drafts is at <http://datatracker.ietf.org/drafts/current/>.

Internet-Drafts are draft documents valid for a maximum of six months and may be updated, replaced, or obsoleted by other documents at any time. It is inappropriate to use Internet-Drafts as reference material or to cite them other than as "work in progress."

This Internet-Draft will expire on September 16, 2013.

Copyright Notice

Copyright (c) 2013 IETF Trust and the persons identified as the document authors. All rights reserved.

This document is subject to [BCP 78](#) and the IETF Trust's Legal Provisions Relating to IETF Documents (<http://trustee.ietf.org/license-info>) in effect on the date of publication of this document. Please review these documents carefully, as they describe your rights and restrictions with respect to this document. Code Components extracted from this document must include Simplified BSD License text as described in Section 4.e of the Trust Legal Provisions and are provided without warranty as described in the Simplified BSD License.

Table of Contents

1.	Terminology and Conventions	4
1.1.	Requirements Language	4
2.	Definitions	5
3.	Introduction	8
3.1.	Scope of the Library	8
3.2.	Overview of LFB Classes in the Library	10
3.2.1.	LFB Design Choices	10
3.2.2.	LFB Class Groupings	11
3.2.3.	Sample LFB Class Application	12
3.3.	Document Structure	13
4.	Base Types	14
4.1.	Data Types	14
4.1.1.	Atomic	14
4.1.2.	Compound Struct	15
4.1.3.	Compound Array	15
4.2.	Frame Types	16
4.3.	MetaData Types	16
4.4.	XML for Base Type Library	17
5.	LFB Class Description	43
5.1.	Ethernet Processing LFBs	43
5.1.1.	EtherPHYCop	44
5.1.2.	EtherMACIn	46
5.1.3.	EtherClassifier	48
5.1.4.	EtherEncap	50
5.1.5.	EtherMACOut	52
5.2.	IP Packet Validation LFBs	53
5.2.1.	IPv4Validator	53
5.2.2.	IPv6Validator	55
5.3.	IP Forwarding LFBs	57
5.3.1.	IPv4UcastLPM	57
5.3.2.	IPv4NextHop	59
5.3.3.	IPv6UcastLPM	61
5.3.4.	IPv6NextHop	63
5.4.	Redirect LFBs	65
5.4.1.	RedirectIn	65

5.4.2.	RedirectOut	66
5.5.	General Purpose LFBs	67
5.5.1.	BasicMetadataDispatch	67
5.5.2.	GenericScheduler	69
6.	XML for LFB Library	71
7.	LFB Class Use Cases	100
7.1.	IPv4 Forwarding	100
7.2.	ARP processing	102
8.	Contributors	105
9.	Acknowledgements	106
10.	IANA Considerations	107
10.1.	LFB Class Names and LFB Class Identifiers	107
10.2.	Metadata ID	109
10.3.	Exception ID	109
10.4.	Validate Error ID	110
11.	Security Considerations	112
12.	References	113
12.1.	Normative References	113
12.2.	Informative References	113
	Authors' Addresses	114

1. Terminology and Conventions

1.1. Requirements Language

The key words "MUST", "MUST NOT", "REQUIRED", "SHALL", "SHALL NOT", "SHOULD", "SHOULD NOT", "RECOMMENDED", "MAY", and "OPTIONAL" in this document are to be interpreted as described in [[RFC2119](#)].

2. Definitions

This document follows the terminology defined by the ForCES protocol in [[RFC5810](#)] and by the ForCES FE model in [[RFC5812](#)]. The definitions below are repeated for clarity.

Control Element (CE) - A logical entity that implements the ForCES protocol and uses it to instruct one or more FEs on how to process packets. CEs handle functionality such as the execution of control and signaling protocols.

Forwarding Element (FE) - A logical entity that implements the ForCES protocol. FEs use the underlying hardware to provide per-packet processing and handling as directed/controlled by one or more CEs via the ForCES protocol.

ForCES Network Element (NE) - An entity composed of one or more CEs and one or more FEs. To entities outside an NE, the NE represents a single point of management. Similarly, an NE usually hides its internal organization from external entities.

LFB (Logical Function Block) - The basic building block that is operated on by the ForCES protocol. The LFB is a well defined, logically separable functional block that resides in an FE and is controlled by the CE via ForCES protocol. The LFB may reside at the FE's datapath and process packets or may be purely an FE control or configuration entity that is operated on by the CE. Note that the LFB is a functionally accurate abstraction of the FE's processing capabilities, but not a hardware-accurate representation of the FE implementation.

FE Model - The FE model is designed to model the logical processing functions of an FE, which is defined by the ForCES FE model document [[RFC5812](#)]. The FE model proposed in this document includes three components; the LFB modeling of individual Logical Functional Block (LFB model), the logical interconnection between LFBs (LFB topology), and the FE-level attributes, including FE capabilities. The FE model provides the basis to define the information elements exchanged between the CE and the FE in the ForCES protocol [[RFC5810](#)].

FE Topology - A representation of how the multiple FEs within a single NE are interconnected. Sometimes this is called inter-FE topology, to be distinguished from intra-FE topology (i.e., LFB topology).

LFB Class and LFB Instance - LFBs are categorized by LFB Classes. An LFB Instance represents an LFB Class (or Type) existence. There may be multiple instances of the same LFB Class (or Type) in an FE. An LFB Class is represented by an LFB Class ID, and an LFB Instance is represented by an LFB Instance ID. As a result, an LFB Class ID associated with an LFB Instance ID uniquely specifies an LFB existence.

LFB Metadata - Metadata is used to communicate per-packet state from one LFB to another, but is not sent across the network. The FE model defines how such metadata is identified, produced and consumed by the LFBs. It defines the functionality but not how metadata is encoded within an implementation.

LFB Component - Operational parameters of the LFBs that must be visible to the CEs are conceptualized in the FE model as the LFB components. The LFB components include, for example, flags, single parameter arguments, complex arguments, and tables that the CE can read and/or write via the ForCES protocol (see below).

LFB Topology - Representation of how the LFB instances are logically interconnected and placed along the datapath within one FE. Sometimes it is also called intra-FE topology, to be distinguished from inter-FE topology.

Data Path - A conceptual path taken by packets within the forwarding plane inside an FE. Note that more than one data path can exist within an FE.

ForCES Protocol - While there may be multiple protocols used within the overall ForCES architecture, the term "ForCES protocol" and "protocol" refer to the Fp reference points in the ForCES Framework in [[RFC3746](#)]. This protocol does not apply to CE-to-CE communication, FE-to-FE communication, or to communication between FE and CE managers. Basically, the ForCES protocol works in a master-slave mode in which FEs are slaves and CEs are masters. This document defines the specifications for this ForCES protocol.

LFB Port - A port refers to an LFB input port or output port. See [Section 3.2 of \[RFC5812\]](#) for more detailed definitions.

Physical Port - A port refers to a physical media input port or output port of an FE. A physical port is usually assigned with a physical port ID, abbreviated with a PHYPortID. This document mainly deals with physical ports with Ethernet media.

Logical Port - A conceptually virtual port at data link layer (L2) or network layer (L3). A logical port is usually assigned with a logical port ID, abbreviated with a LogicalPortID. The logical ports can be further categorized with a L2 logical port or a L3 logical port. An L2 logical port can be assigned with a L2 logical port ID, abbreviated with a L2PortID. An L3 logical port can be assigned with a L3 logical port ID, abbreviated with a L3PortID. MAC layer VLAN ports belongs to L2 logical ports as well as logical ports.

LFB Class Library - The LFB class library is a set of LFB classes that has been identified as the most common functions found in most FEs and hence should be defined first by the ForCES Working Group. The LFB Class Library is defined by this document.

3. Introduction

[RFC5810] specifies Forwarding and Control Element Separation (ForCES) framework. In the framework, Control Elements (CEs) configure and manage one or more separate Forwarding Elements (FEs) within a Network Element (NE) by use of a ForCES protocol. [RFC5810] specifies the ForCES protocol. [RFC5812] specifies the Forwarding Element (FE) model. In the model, resources in FEs are described by classes of Logical Function Blocks (LFBs). The FE model defines the structure and abstract semantics of LFBs, and provides XML schema for the definitions of LFBs.

This document conforms to the specifications of the FE model [RFC5812] and specifies detailed definitions of classes of LFBs, including detailed XML definitions of LFBs. These LFBs form a base LFB library for ForCES. LFBs in the base library are expected to be combined to form an LFB topology for a typical router to implement IP forwarding. It should be emphasized that an LFB is an abstraction of functions rather than its implementation details. The purpose of the LFB definitions is to represent functions so as to provide interoperability between separate CEs and FEs.

More LFB classes with more functions may be developed in future time and documented by IETF. Vendors may also develop proprietary LFB classes as described in the FE model [RFC5812].

3.1. Scope of the Library

It is intended that the LFB classes described in this document are designed to provide the functions of a typical router. [RFC1812] specifies that a typical router is expected to provide functions to:

- (1) Interface to packet networks and implement the functions required by that network. These functions typically include:
 - * Encapsulating and decapsulating the IP datagrams with the connected network framing (e.g., an Ethernet header and checksum),
 - * Sending and receiving IP datagrams up to the maximum size supported by that network, this size is the network's Maximum Transmission Unit or MTU,
 - * Translating the IP destination address into an appropriate network-level address for the connected network (e.g., an Ethernet hardware address), if needed, and

- * Responding to network flow control and error indications, if any.
- (2) Conform to specific Internet protocols including the Internet Protocol (IPv4 and/or IPv6), Internet Control Message Protocol (ICMP), and others as necessary.
 - (3) Receive and forward Internet datagrams. Important issues in this process are buffer management, congestion control, and fairness.
 - * Recognizes error conditions and generates ICMP error and information messages as required.
 - * Drops datagrams whose time-to-live fields have reached zero.
 - * Fragments datagrams when necessary to fit into the MTU of the next network.
 - (4) Choose a next hop destination for each IP datagram, based on the information in its routing database.
 - (5) Usually support an interior gateway protocol (IGP) to carry out distributed routing and reachability algorithms with the other routers in the same autonomous system. In addition, some routers will need to support an exterior gateway protocol (EGP) to exchange topological information with other autonomous systems. For all routers, it is essential to provide ability to manage static routing items.
 - (6) Provide network management and system support facilities, including loading, debugging, status reporting, statistics query, exception reporting and control.

The classical IP router utilizing the ForCES framework constitutes a CE running some controlling IGP and/or EGP function or static route setup and FEs implementing using Logical Function Blocks (LFBs) conforming to the FE model[RFC5812] specifications. The CE, in conformance to the ForCES protocol[RFC5810] and the FE model [[RFC5812](#)] specifications, instructs the LFBs on the FE how to treat received/sent packets.

Packets in an IP router are received and transmitted on physical media typically referred to as "ports". Different physical port media will have different ways for encapsulating outgoing frames and decapsulating incoming frames. The different physical media will also have different attributes that influence its behavior and how frames get encapsulated or decapsulated. This document will only

deal with Ethernet physical media. Other future documents may deal with other type of media. This document will also interchangeably refer to a port to be an abstraction that constitutes a PHY and a MAC as described by the LFBs like EtherPHYCop, EtherMACIn, and EtherMACOut.

IP packets emanating from port LFBs are then processed by a validation LFB before being further forwarded to the next LFB. After the validation process the packet is passed to an LFB where IP forwarding decision is made. In the IP Forwarding LFBs, a Longest Prefix Match LFB is used to look up the destination information in a packet and select a next hop index for sending the packet onward. A next hop LFB uses the next hop index metadata to apply the proper headers to the IP packets, and direct them to the proper egress. Note that in the process of IP packets processing, in this document, we are adhering to the weak-host model [[RFC1122](#)] since that is the most usable model for a packet processing Network Element.

3.2. Overview of LFB Classes in the Library

It is critical to classify functional requirements into various classes of LFBs and construct a typical but also flexible enough base LFB library for various IP forwarding equipments.

3.2.1. LFB Design Choices

A few design principles were factored into choosing how the base LFBs looked like. These are:

- o If a function can be designed by either one LFB or two or more LFBs with the same cost, the choice is to go with two or more LFBs so as to provide more flexibility for implementers.
- o An LFB should take advantage of its independence as much as possible and have minimal coupling with other LFBs. The coupling may be from LFB attributes definitions as well as physical implementations.
- o Unless there is a clear difference in functionality, similar packet processing in the base LFB library should not be represented simultaneously as two or more LFBs. For instance, it should not be simultaneously defined with two different LFBs for the same next hop processing. Or else, it may add extra burden on implementation to achieve interoperability.

3.2.2. LFB Class Groupings

The document defines groups of LFBs for typical router function requirements:

- (1) A group of Ethernet processing LFBs are defined to abstract the packet processing for Ethernet as the port media type. As the most popular media type with rich processing features, Ethernet media processing LFBs was a natural choice. Definitions for processing of other port media type like POS or ATM may be incorporated in the library in future version of the document or in a future separate document. The following LFBs are defined for Ethernet processing:
 - * EtherPHYCop ([Section 5.1.1](#))
 - * EtherMACIn ([Section 5.1.2](#))
 - * EtherClassifier ([Section 5.1.3](#))
 - * EtherEncap ([Section 5.1.4](#))
 - * EtherMACOut ([Section 5.1.5](#))
- (2) A group of LFBs are defined for IP packet validation process. The following LFBs are defined for IP validation processing:
 - * IPv4Validator ([Section 5.2.1](#))
 - * IPv6Validator ([Section 5.2.2](#))
- (3) A group of LFBs are defined to abstract IP forwarding process. The following LFBs are defined for IP forwarding processing:
 - * IPv4UcastLPM ([Section 5.3.1](#))
 - * IPv4NextHop ([Section 5.3.2](#))
 - * IPv6UcastLPM ([Section 5.3.3](#))
 - * IPv6NextHop ([Section 5.3.4](#))
- (4) A group of LFBs are defined to abstract the process for redirect operation, i.e., data packet transmission between CE and FEs. The following LFBs are defined for redirect processing:
 - * RedirectIn ([Section 5.4.1](#))

* RedirectOut ([Section 5.4.2](#))

(5) A group of LFBs are defined for abstracting some general purpose packet processing. These processing processes are usually general to many processing locations in an FE LFB topology. The following LFBs are defined for redirect processing:

* BasicMetadataDispatch ([Section 5.5.1](#))

* GenericScheduler ([Section 5.5.2](#))

3.2.3. Sample LFB Class Application

Although [Section 7](#) will present use cases for LFBs defined in this document, this section shows a simple sample LFB class application in advance so that readers can get a quick overlook of the LFB classes with the usage.

Figure 1 shows a simple LFB processing path for Ethernet packets entered from Ethernet physical ports.

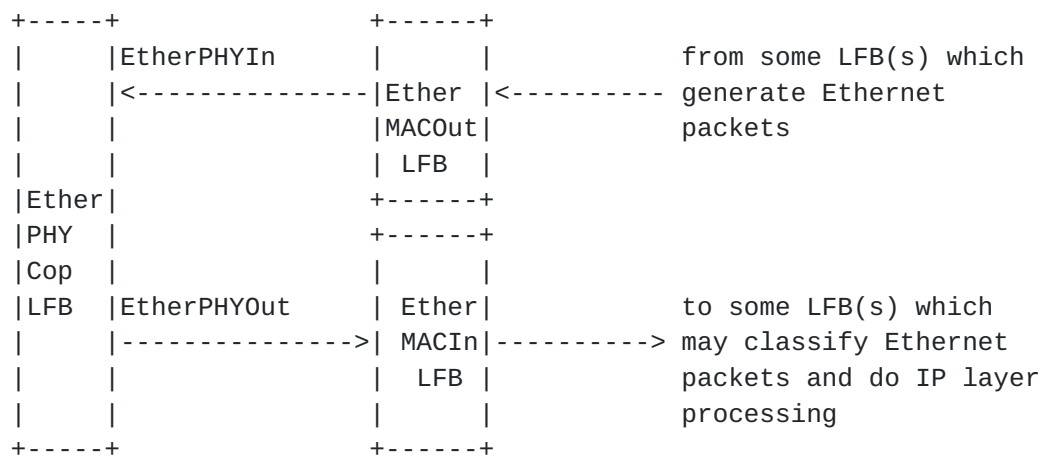


Figure 1: A simple sample LFB use case

In the figure, Ethernet packets from outer networks enter via the EtherPHYCop LFB([Section 5.1.1](#)), which describes Ethernet copper interface property(like the link speed) at physical layer. After physical layer process, Ethernet packets are delivered to EtherMACIn LFB([Section 5.1.2](#)) to describe its MAC layer processing functions(like locality check). The packets after EtherMACIn LFB may require further processing to implement various functions(like IP layer forwarding),therefore some LFBs may follow the EtherMACIn LFB in topology to describe followed processing functions.

Meanwhile, packets generated by some LFB(s) may need to be submitted

to outer physical networks. The process is described in the figure by an EtherMACOut LFB([Section 5.1.5](#)) at MAC layer and the EtherPHYCop LFB at physical layer.

[3.3.](#) Document Structure

Base type definitions, including data types, packet frame types, and metadata types are presented in advance for definitions of various LFB classes. [Section 4](#) (Base Types section) provides a description on the base types used by this LFB library. To enable extensive use of these base types by other LFB class definitions, the base type definitions are provided as a separate library.

Within every group of LFB classes, a set of LFBs are defined for individual function purposes. [Section 5](#) (LFB Class Descriptions section) provides text descriptions on the individual LFBs. Note that for a complete definition of an LFB, a text description as well as a XML definition is required.

LFB classes are finally defined by XML with specifications and schema defined in the ForCES FE model[RFC5812]. [Section 6](#) (XML LFB Definitions section) provides the complete XML definitions of the base LFB classes library.

[Section 7](#) provides several use cases on how some typical router functions can be implemented using the base LFB library defined in this document.

4. Base Types

The FE model [[RFC5812](#)] has specified predefined (built-in) atomic data-types as below:

char, uchar, int16, uint16, int32, uint32, int64, uint64, string[N], string, byte[N], boolean, octetstring[N], float16, float32, float64.

Note that, unlike SNMP information model SMI([RFC2578](#)), the FE model has not defined specific atomic data type for counting purpose. This document follows not to define specific counter types. To describe LFB elements for packet statistics which actually require counters on packets, an unsigned integer, like an uint32 or an uint64 is adopted. This document states that any LFB element defined for counter purpose is specified to monotonically increase until it reaches a maximum value, when it wraps around and starts increasing again from zero. This document also states that it is implementation's issue how the unsigned integer element might be maintained to cope with issues like counter discontinuities when a counter wraps or is reset by any reasons. If a CE is expected to understand more meanings of the counter element than stated above, a private definition on the element between CE and FE may be required.

Based on the atomic data types and with the use of type definition elements in the FE model XML schema, new data types, packet frame types, and metadata types can be defined.

To define a base LFB library for typical router functions, a set of base data types, frame types, and metadata types should be defined. This section provides a brief description of the base types and a full XML definition of them as well.

The base type XML definitions are provided with a separate XML library file named "BaseTypeLibrary". Users can refer to this library by the statement:

```
<load library="BaseTypeLibrary", location="..." />
```

4.1. Data Types

Data types defined in the base type library are categorized by types of atomic, compound struct, and compound array.

4.1.1. Atomic

The following data types are defined as atomic data types and put in the base type library:

Data Type Name	Brief Description
-----	-----
IPv4Addr	IPv4 address
IPv6Addr	IPv6 address
IEEEMAC	IEEE MAC address
LANSpeedType	LAN speed by value types
DuplexType	Duplex types
PortStatusType	The possible types of port status, used for both administrative and operative status.
VlanIDType	The type of VLAN ID
VlanPriorityType	The type of VLAN priority
SchdDisciplineType	Scheduling discipline type

[4.1.2.](#) Compound Struct

The following compound struct types are defined in the base type library:

Data Type Name	Brief Description
-----	-----
EtherDispatchEntryType	Entry type for Ethernet dispatch table
VlanInputTableEntryType	Entry type for VLAN input table
EncapTableEntryType	Entry type for Ethernet encapsulation table
MACInStatsType	Statistics type for EtherMACIn LFB
MACOutStatsType	Statistics type for EtherMACOut LFB
EtherClassifyStatsType	Entry type for statistics table in EtherClassifier LFB.
IPv4PrefixInfoType	Entry type for IPv4 prefix table
IPv6PrefixInfoType	Entry type for IPv6 prefix table
IPv4NextHopInfoType	Entry type for IPv4 next hop table
IPv6NextHopInfoType	Entry type for IPv6 next hop table
IPv4ValidatorStatsType	Statistics type in IPv4validator LFB
IPv6ValidatorStatsType	Statistics type in IPv6validator LFB
IPv4UcastLPMStatsType	Statistics type in IPv4UcastLPM LFB
IPv6UcastLPMStatsType	Statistics type in IPv6UcastLPM LFB
QueueStatsType	Entry type for queue depth table
MetadataDispatchType	Entry type for metadata dispatch table

[4.1.3.](#) Compound Array

Compound array types are mostly created based on compound struct types for LFB table components. The following compound array types are defined in this base type library:

Data Type Name	Brief Description
-----	-----
EtherClassifyStatsTableType	Type for Ethernet classifier statistics information table.
EtherDispatchTableType	Type for Ethernet dispatch table
VlanInputTableType	Type for VLAN input table
EncapTableType	Type for Ethernet encapsulation table
IPv4PrefixTableType	Type for IPv4 prefix table
IPv6PrefixTableType	Type for IPv6 prefix table
IPv4NextHopTableType	Type for IPv4 next hop table
IPv6NextHopTableType	Type for IPv6 next hop table
MetadataDispatchTableType	Type for Metadata dispatch table
QueueStatsTableType	Type for Queue depth table

4.2. Frame Types

According to FE model [[RFC5812](#)], frame types are used in LFB definitions to define packet frame types both an LFB expects at its input port and the LFB emits at its output port. The <frameDef> element in the FE model is used to define a new frame type.

The following frame types are defined in the base type library:

Frame Name	Brief Description
-----	-----
EthernetII	An Ethernet II frame
ARP	An ARP packet frame
IPv4	An IPv4 packet frame
IPv6	An IPv6 packet frame
IPv4Unicast	An IPv4 unicast packet frame
IPv4Multicast	An IPv4 multicast packet frame
IPv6Unicast	An IPv6 unicast packet frame
IPv6Multicast	An IPv6 multicast packet frame
Arbitrary	Any type of packet frames

4.3. MetaData Types

LFB Metadata is used to communicate per-packet state from one LFB to another. The <metadataDef> element in the FE model is used to define a new metadata type.

The following metadata types are currently defined in the base type library.

Metadata Name	Metadata ID	Brief Description
-----	-----	-----
PHYPortID	1	Metadata indicating a physical port ID
SrcMAC	2	Metadata indicating a source MAC address
DstMAC	3	Metadata indicating a destination MAC address.
LogicalPortID	4	Metadata of a logical port ID
EtherType	5	Metadata indicating an Ethernet type
VlanID	6	Metadata of a VLAN ID
VlanPriority	7	Metadata of a VLAN priority
NextHopIPv4Addr	8	Metadata representing a next hop IPv4 address.
NextHopIPv6Addr	9	Metadata representing a next hop IPv6 address.
HopSelector	10	Metadata indicating a hop selector
ExceptionID	11	Metadata indicating exception types for exceptional cases during LFB processing.
ValidateErrorID	12	Metadata indicating error types when a packet passes validation process.
L3PortID	13	Metadata indicating ID of an L3 logical port.
RedirectIndex	14	Metadata that CE sends to RedirectIn LFB, indicating an associated packet a group output port index of the LFB.
MediaEncapInfoIndex	15	A search key a packet uses to look up a table in related LFBs to select an encapsulation media.

4.4. XML for Base Type Library

```
<?xml version="1.0" encoding="UTF-8"?>
<LFBLibrary xmlns="urn:ietf:params:xml:ns:forces:lfbmodel:1.0"
  xmlns:xsi="http://www.w3.org/2001/XMLSchema-instance"
  provides="BaseTypeLibrary">
  <frameDefs>
    <frameDef>
      <name>EthernetAll</name>
      <synopsis>Packet with any Ethernet type</synopsis>
    </frameDef>
    <frameDef>
      <name>EthernetII</name>
      <synopsis>Packet with Ethernet II type</synopsis>
    </frameDef>
    <frameDef>
      <name>ARP</name>
      <synopsis>ARP packet</synopsis>
    </frameDef>
  </frameDefs>
</LFBLibrary>
```



```
<frameDef>
  <name>IPv4</name>
  <synopsis>IPv4 packet</synopsis>
</frameDef>
<frameDef>
  <name>IPv6</name>
  <synopsis>IPv6 packet</synopsis>
</frameDef>
<frameDef>
  <name>IPv4Unicast</name>
  <synopsis>IPv4 unicast packet</synopsis>
</frameDef>
<frameDef>
  <name>IPv4Multicast</name>
  <synopsis>IPv4 multicast packet</synopsis>
</frameDef>
<frameDef>
  <name>IPv6Unicast</name>
  <synopsis>IPv6 unicast packet</synopsis>
</frameDef>
<frameDef>
  <name>IPv6Multicast</name>
  <synopsis>IPv6 multicast packet</synopsis>
</frameDef>
<frameDef>
  <name>Arbitrary</name>
  <synopsis>Any type of packet</synopsis>
</frameDef>
</frameDefs>
<dataTypeDefs>
  <dataTypeDef>
    <name>IPv4Addr</name>
    <synopsis>IPv4 address</synopsis>
    <typeRef>byte[4]</typeRef>
  </dataTypeDef>
  <dataTypeDef>
    <name>IPv6Addr</name>
    <synopsis>IPv6 address</synopsis>
    <typeRef>byte[16]</typeRef>
  </dataTypeDef>
  <dataTypeDef>
    <name>IEEEMAC</name>
    <synopsis>IEEE MAC address</synopsis>
    <typeRef>byte[6]</typeRef>
  </dataTypeDef>
  <dataTypeDef>
    <name>LANSpeedType</name>
    <synopsis>LAN speed type</synopsis>
```



```
<atomic>
  <baseType>uint32</baseType>
  <specialValues>
    <specialValue value="0x00000000">
      <name>LAN_SPEED_NONE</name>
      <synopsis>Nothing connected</synopsis>
    </specialValue>
    <specialValue value="0x00000001">
      <name>LAN_SPEED_10M</name>
      <synopsis>10M Ethernet</synopsis>
    </specialValue>
    <specialValue value="0x00000002">
      <name>LAN_SPEED_100M</name>
      <synopsis>100M Ethernet</synopsis>
    </specialValue>
    <specialValue value="0x00000003">
      <name>LAN_SPEED_1G</name>
      <synopsis>1G Ethernet</synopsis>
    </specialValue>
    <specialValue value="0x00000004">
      <name>LAN_SPEED_10G</name>
      <synopsis>10G Ethernet</synopsis>
    </specialValue>
    <specialValue value="0x00000005">
      <name>LAN_SPEED_40G</name>
      <synopsis>40G Ethernet</synopsis>
    </specialValue>
    <specialValue value="0x00000006">
      <name>LAN_SPEED_100G</name>
      <synopsis>100G Ethernet</synopsis>
    </specialValue>
    <specialValue value="0x00000007">
      <name>LAN_SPEED_400G</name>
      <synopsis>400G Ethernet</synopsis>
    </specialValue>
    <specialValue value="0x00000008">
      <name>LAN_SPEED_1T</name>
      <synopsis>1T Ethernet</synopsis>
    </specialValue>
    <specialValue value="0x00000009">
      <name>LAN_SPEED_OTHER</name>
      <synopsis>Other LAN speed type</synopsis>
    </specialValue>
    <specialValue value="0x0000000A">
      <name>LAN_SPEED_AUTO</name>
      <synopsis>LAN speed by auto negotiation</synopsis>
    </specialValue>
  </specialValues>
```



```
</atomic>
</dataTypeDef>
<dataTypeDef>
  <name>DuplexType</name>
  <synopsis>Duplex mode type</synopsis>
  <atomic>
    <baseType>uint32</baseType>
    <specialValues>
      <specialValue value="0x00000001">
        <name>Auto</name>
        <synopsis>Auto negotiation</synopsis>
      </specialValue>
      <specialValue value="0x00000002">
        <name>HalfDuplex</name>
        <synopsis>Half duplex</synopsis>
      </specialValue>
      <specialValue value="0x00000003">
        <name>FullDuplex</name>
        <synopsis>Full duplex</synopsis>
      </specialValue>
    </specialValues>
  </atomic>
</dataTypeDef>
<dataTypeDef>
  <name>PortStatusType</name>
  <synopsis>
    Type for port status, used for both administrative and
    operative status.
  </synopsis>
  <atomic>
    <baseType>uchar</baseType>
    <specialValues>
      <specialValue value="0">
        <name>Disabled</name>
        <synopsis>Port disabled</synopsis>
      </specialValue>
      <specialValue value="1">
        <name>Up</name>
        <synopsis>Port up</synopsis>
      </specialValue>
      <specialValue value="2">
        <name>Down</name>
        <synopsis>Port down</synopsis>
      </specialValue>
    </specialValues>
  </atomic>
</dataTypeDef>
<dataTypeDef>
```



```
<name>MACInStatsType</name>
<synopsis>
  Data type defined for statistics in EtherMACIn LFB.
</synopsis>
<struct>
  <component componentID="1">
    <name>NumPacketsReceived</name>
    <synopsis>Number of packets received</synopsis>
    <typeRef>uint64</typeRef>
  </component>
  <component componentID="2">
    <name>NumPacketsDropped</name>
    <synopsis>Number of packets dropped</synopsis>
    <typeRef>uint64</typeRef>
  </component>
</struct>
</dataTypeDef>
<dataTypeDef>
  <name>MACOutStatsType</name>
  <synopsis>
    Data type defined for statistics in EtherMACOut LFB.
  </synopsis>
  <struct>
    <component componentID="1">
      <name>NumPacketsTransmitted</name>
      <synopsis>Number of packets transmitted</synopsis>
      <typeRef>uint64</typeRef>
    </component>
    <component componentID="2">
      <name>NumPacketsDropped</name>
      <synopsis>Number of packets dropped</synopsis>
      <typeRef>uint64</typeRef>
    </component>
  </struct>
</dataTypeDef>
<dataTypeDef>
  <name>EtherDispatchEntryType</name>
  <synopsis>
    Data type defined for entry of Ethernet dispatch
    table in EtherClassifier LFB.
  </synopsis>
  <struct>
    <component componentID="1">
      <name>LogicalPortID</name>
      <synopsis>Logical port ID</synopsis>
      <typeRef>uint32</typeRef>
    </component>
    <component componentID="2">
```



```
<name>EtherType</name>
<synopsis>
  The Ethernet type of the Ethernet packet.
</synopsis>
<typeRef>uint16</typeRef>
</component>
<component componentID="3">
  <name>Reserved</name>
  <synopsis>
    A reserved bit space mainly for purpose of padding
    and packing efficiency.
  </synopsis>
  <typeRef>uint16</typeRef>
</component>
<component componentID="4">
  <name>LFBOutputSelectIndex</name>
  <synopsis>
    Index for a packet to select an instance in the
    group output port of EtherClassifier LFB to output.
  </synopsis>
  <typeRef>uint32</typeRef>
</component>
</struct>
</dataTypeDef>
<dataTypeDef>
  <name>EtherDispatchTableType</name>
  <synopsis>
    Data type defined for Ethernet dispatch table in
    EtherClassifier LFB. The table is composed of an array
    of entries with EtherDispatchEntryType data type.
  </synopsis>
  <array type="variable-size">
    <typeRef>EtherDispatchEntryType</typeRef>
  </array>
</dataTypeDef>
<dataTypeDef>
  <name>VlanIDType</name>
  <synopsis>Data type for VLAN ID</synopsis>
  <atomic>
    <baseType>uint16</baseType>
    <rangeRestriction>
      <allowedRange min="0" max="4095"/>
    </rangeRestriction>
  </atomic>
</dataTypeDef>
<dataTypeDef>
  <name>VlanPriorityType</name>
  <synopsis>Data type for VLAN priority</synopsis>
```



```
<atomic>
<baseType>uchar</baseType>
  <rangeRestriction>
    <allowedRange min="0" max="7"/>
  </rangeRestriction>
</atomic>
</dataTypeDef>
<dataTypeDef>
  <name>VlanInputTableEntryType</name>
  <synopsis>
    Data type for entry of VLAN input table in EtherClassifier
    LFB. Each entry of the table contains an incoming port ID,
    a VLAN ID and a logical port ID. Every input packet is
    assigned with a new logical port ID according to the
    packet incoming port ID and the VLAN ID.
  </synopsis>
  <struct>
    <component componentID="1">
      <name>IncomingPortID</name>
      <synopsis>The incoming port ID</synopsis>
      <typeRef>uint32</typeRef>
    </component>
    <component componentID="2">
      <name>VlanID</name>
      <synopsis>The VLAN ID</synopsis>
      <typeRef>VlanIDType</typeRef>
    </component>
    <component componentID="3">
      <name>Reserved</name>
      <synopsis>
        A reserved bit space mainly for purpose of padding
        and packing efficiency.
      </synopsis>
      <typeRef>uint16</typeRef>
    </component>
    <component componentID="4">
      <name>LogicalPortID</name>
      <synopsis>The logical port ID</synopsis>
      <typeRef>uint32</typeRef>
    </component>
  </struct>
</dataTypeDef>
<dataTypeDef>
  <name>VlanInputTableType</name>
  <synopsis>
    Data type for the VLAN input table in EtherClassifier
    LFB. The table is composed of an array of entries with
    VlanInputTableEntryType.
```



```
</synopsis>
<array type="variable-size">
  <typeRef>VlanInputTableEntryType</typeRef>
</array>
</dataTypeDef>
<dataTypeDef>
  <name>EtherClassifyStatsType</name>
  <synopsis>
    Data type for entry of statistics table in EtherClassifier
    LFB.
  </synopsis>
  <struct>
    <component componentID="1">
      <name>EtherType</name>
      <synopsis>
        The Ethernet type of the Ethernet packet.
      </synopsis>
      <typeRef>uint16</typeRef>
    </component>
    <component componentID="2">
      <name>Reserved</name>
      <synopsis>
        A reserved bit space mainly for purpose of padding
        and packing efficiency.
      </synopsis>
      <typeRef>uint16</typeRef>
    </component>
    <component componentID="3">
      <name>PacketsNum</name>
      <synopsis>Packets number</synopsis>
      <typeRef>uint64</typeRef>
    </component>
  </struct>
</dataTypeDef>
<dataTypeDef>
  <name>EtherClassifyStatsTableType</name>
  <synopsis>
    Data type for statistics table in EtherClassifier LFB.
  </synopsis>
  <array type="variable-size">
    <typeRef>EtherClassifyStatsType</typeRef>
  </array>
</dataTypeDef>
<dataTypeDef>
  <name>IPv4ValidatorStatsType</name>
  <synopsis>
    Data type for statistics in IPv4validator LFB.
  </synopsis>
```



```
<struct>
  <component componentID="1">
    <name>badHeaderPkts</name>
    <synopsis>Number of packets with bad header</synopsis>
    <typeRef>uint64</typeRef>
  </component>
  <component componentID="2">
    <name>badTotalLengthPkts</name>
    <synopsis>
      Number of packets with bad total length
    </synopsis>
    <typeRef>uint64</typeRef>
  </component>
  <component componentID="3">
    <name>badTTLPkts</name>
    <synopsis>Number of packets with bad TTL</synopsis>
    <typeRef>uint64</typeRef>
  </component>
  <component componentID="4">
    <name>badChecksumPkts</name>
    <synopsis>Number of packets with bad checksum</synopsis>
    <typeRef>uint64</typeRef>
  </component>
</struct>
</dataTypeDef>
<dataTypeDef>
  <name>IPv6ValidatorStatsType</name>
  <synopsis>
    Data type for statistics in IPv6validator LFB.
  </synopsis>
  <struct>
    <component componentID="1">
      <name>badHeaderPkts</name>
      <synopsis>Number of packets with bad header</synopsis>
      <typeRef>uint64</typeRef>
    </component>
    <component componentID="2">
      <name>badTotalLengthPkts</name>
      <synopsis>
        Number of packets with bad total length.
      </synopsis>
      <typeRef>uint64</typeRef>
    </component>
    <component componentID="3">
      <name>badHopLimitPkts</name>
      <synopsis>
        Number of packets with bad hop limit.
      </synopsis>
    </component>
```



```
<typeRef>uint64</typeRef>
</component>
</struct>
</dataTypeDef>
<dataTypeDef>
  <name>IPv4PrefixInfoType</name>
  <synopsis>Data type for entry of IPv4 longest prefix match
    table in IPv4UcastLPM LFB. The destination IPv4 address
    of every input packet is used as a search key to look up
    the table to find out a next hop selector.</synopsis>
  <struct>
    <component componentID="1">
      <name>IPv4Address</name>
      <synopsis>The destination IPv4 address</synopsis>
      <typeRef>IPv4Addr</typeRef>
    </component>
    <component componentID="2">
      <name>Prefixlen</name>
      <synopsis>The prefix length</synopsis>
      <atomic>
        <baseType>uchar</baseType>
        <rangeRestriction>
          <allowedRange min="0" max="32"/>
        </rangeRestriction>
      </atomic>
    </component>
    <component componentID="3">
      <name>ECMPFlag</name>
      <synopsis>The ECMP flag</synopsis>
      <atomic>
        <baseType>boolean</baseType>
        <specialValues>
          <specialValue value="false">
            <name>False</name>
            <synopsis>
              ECMP false, indicating the route
              does not have multiple next hops.
            </synopsis>
          </specialValue>
          <specialValue value="true">
            <name>True</name>
            <synopsis>
              ECMP true, indicating the route
              has multiple next hops.
            </synopsis>
          </specialValue>
        </specialValues>
      </atomic>
    </component>
  </struct>
</dataTypeDef>
```



```
</component>
<component componentID="4">
  <name>DefaultRouteFlag</name>
  <synopsis>Default route flag</synopsis>
  <atomic>
    <baseType>boolean</baseType>
    <specialValues>
      <specialValue value="false">
        <name>False</name>
        <synopsis>
          Default route false, indicating the
          route is not a default route.
        </synopsis>
      </specialValue>
      <specialValue value="true">
        <name>True</name>
        <synopsis>
          Default route true, indicating the
          route is a default route.
        </synopsis>
      </specialValue>
    </specialValues>
  </atomic>
</component>
<component componentID="5">
  <name>Reserved</name>
  <synopsis>
    A reserved bit space mainly for purpose of padding
    and packing efficiency.
  </synopsis>
  <typeRef>uchar</typeRef>
</component>
<component componentID="6">
  <name>HopSelector</name>
  <synopsis>
    The HopSelector produced by the prefix matching LFB,
    which will be output to downstream LFB to find next
    hop information.
  </synopsis>
  <typeRef>uint32</typeRef>
</component>
</struct>
</dataTypeDef>
<dataTypeDef>
  <name>IPv4PrefixTableType</name>
  <synopsis>
    Data type for IPv4 longest prefix match table in
    IPv4UcastLPM LFB. Entry of the table is
```



```
    of IPv4PrefixInfoType data type.
  </synopsis>
  <array type="variable-size">
    <typeRef>IPv4PrefixInfoType</typeRef>
  </array>
</dataTypeDef>
<dataTypeDef>
  <name>IPv4UcastLPMStatsType</name>
  <synopsis>
    Data type for statistics in IPv4UcastLPM LFB.
  </synopsis>
  <struct>
    <component componentID="1">
      <name>InRcvdPkts</name>
      <synopsis>Number of received input packets.</synopsis>
      <typeRef>uint64</typeRef>
    </component>
    <component componentID="2">
      <name>FwdPkts</name>
      <synopsis>Number of forwarded packets.</synopsis>
      <typeRef>uint64</typeRef>
    </component>
    <component componentID="3">
      <name>NoRoutePkts</name>
      <synopsis>
        Number of packets with no route found.
      </synopsis>
      <typeRef>uint64</typeRef>
    </component>
  </struct>
</dataTypeDef>
<dataTypeDef>
  <name>IPv6PrefixInfoType</name>
  <synopsis>Data type for entry of IPv6 longest prefix match
    table in IPv6UcastLPM LFB. The destination IPv6 address
    of every input packet is used as a search key to look up
    the table to find out a next hop selector.</synopsis>
  <struct>
    <component componentID="1">
      <name>IPv6Address</name>
      <synopsis>The destination IPv6 address</synopsis>
      <typeRef>IPv6Addr</typeRef>
    </component>
    <component componentID="2">
      <name>Prefixlen</name>
      <synopsis>The prefix length</synopsis>
      <atomic>
        <baseType>uchar</baseType>
      </atomic>
    </component>
  </struct>
</dataTypeDef>
```



```
        <rangeRestriction>
          <allowedRange min="0" max="32"/>
        </rangeRestriction>
      </atomic>
    </component>
    <component componentID="3">
      <name>ECMPFlag</name>
      <synopsis>ECMP flag</synopsis>
      <atomic>
        <baseType>boolean</baseType>
        <specialValues>
          <specialValue value="false">
            <name>False</name>
            <synopsis>ECMP false</synopsis>
          </specialValue>
          <specialValue value="true">
            <name>True</name>
            <synopsis>ECMP true</synopsis>
          </specialValue>
        </specialValues>
      </atomic>
    </component>
    <component componentID="4">
      <name>DefaultRouteFlag</name>
      <synopsis>Default route flag</synopsis>
      <atomic>
        <baseType>boolean</baseType>
        <specialValues>
          <specialValue value="false">
            <name>False</name>
            <synopsis>Default false</synopsis>
          </specialValue>
          <specialValue value="true">
            <name>True</name>
            <synopsis>Default route true</synopsis>
          </specialValue>
        </specialValues>
      </atomic>
    </component>
    <component componentID="5">
      <name>Reserved</name>
      <synopsis>
        A reserved bit space mainly for purpose of padding
        and packing efficiency.
      </synopsis>
      <typeRef>uchar</typeRef>
    </component>
    <component componentID="6">
```



```
<name>HopSelector</name>
<synopsis>
  The HopSelector produced by the prefix matching LFB,
  which will be output to downstream LFB to find next
  hop information.
</synopsis>
<typeRef>uint32</typeRef>
</component>
</struct>
</dataTypeDef>
<dataTypeDef>
  <name>IPv6PrefixTableType</name>
  <synopsis>
    Data type for IPv6 longest prefix match table in
    IPv6UcastLPM LFB. Entry of the table is
    of IPv6PrefixInfoType data type.
  </synopsis>
  <array type="variable-size">
    <typeRef>IPv6PrefixInfoType</typeRef>
  </array>
</dataTypeDef>
<dataTypeDef>
  <name>IPv6UcastLPMStatsType</name>
  <synopsis>Data type for statistics in IPv6UcastLPM LFB
  </synopsis>
  <struct>
    <component componentID="1">
      <name>InRcvdPkts</name>
      <synopsis>Number of received input packets</synopsis>
      <typeRef>uint64</typeRef>
    </component>
    <component componentID="2">
      <name>FwdPkts</name>
      <synopsis>Number of forwarded packets</synopsis>
      <typeRef>uint64</typeRef>
    </component>
    <component componentID="3">
      <name>NoRoutePkts</name>
      <synopsis>
        Number of packets with no route found.
      </synopsis>
      <typeRef>uint64</typeRef>
    </component>
  </struct>
</dataTypeDef>
<dataTypeDef>
  <name>IPv4NextHopInfoType</name>
  <synopsis>
```


Data type for entry of IPv4 next hop information table in IPv4NextHop LFB. The table uses a hop selector received from upstream LFB as a search key to look up index of the table to find the next hop information.

</synopsis>

<struct>

<component componentID="1">

<name>L3PortID</name>

<synopsis>

The ID of the logical output port that is to pass onto downstream LFB, indicating what port to the neighbor is as defined by L3.

</synopsis>

<typeRef>uint32</typeRef>

</component>

<component componentID="2">

<name>MTU</name>

<synopsis>

Maximum Transmission Unit for outgoing port

</synopsis>

<typeRef>uint32</typeRef>

</component>

<component componentID="3">

<name>NextHopIPAddr</name>

<synopsis>The next hop IPv4 address</synopsis>

<typeRef>IPv4Addr</typeRef>

</component>

<component componentID="4">

<name>MediaEncapInfoIndex</name>

<synopsis>

The index passed onto a downstream encapsulation LFB, used there as a search key to lookup further encapsulation information.

</synopsis>

<typeRef>uint32</typeRef>

</component>

<component componentID="5">

<name>LFBOutputSelectIndex</name>

<synopsis>

The index for the IPv4NextHop LFB to choose an instance in the group output port of the LFB to output.

</synopsis>

<typeRef>uint32</typeRef>

</component>

</struct>

</dataTypeDef>

<dataTypeDef>


```
<name>IPv4NextHopTableType</name>
<synopsis>
  Data type for IPv4 next hop table in IPv4NextHop LFB.
  Entry of the table is of IPv4NextHopInfoType data type.
</synopsis>
<array type="variable-size">
  <typeRef>IPv4NextHopInfoType</typeRef>
</array>
</dataTypeDef>
<dataTypeDef>
  <name>IPv6NextHopInfoType</name>
  <synopsis>
    Data type for entry of IPv6 next hop information table
    in IPv6NextHop LFB. The table uses a hop selector
    received from upstream LFB as a search key to look up
    index of the table to find the next hop information.
  </synopsis>
  <struct>
    <component componentID="1">
      <name>L3PortID</name>
      <synopsis>
        The ID of the logical output port that is to pass
        onto downstream LFB, indicating what port to the
        neighbor is as defined by L3.
      </synopsis>
      <typeRef>uint32</typeRef>
    </component>
    <component componentID="2">
      <name>MTU</name>
      <synopsis>
        Maximum Transmission Unit for outgoing port
      </synopsis>
      <typeRef>uint32</typeRef>
    </component>
    <component componentID="3">
      <name>NextHopIPAddr</name>
      <synopsis>The next hop IPv6 address</synopsis>
      <typeRef>IPv6Addr</typeRef>
    </component>
    <component componentID="4">
      <name>MediaEncapInfoIndex</name>
      <synopsis>
        The index passed onto a downstream encapsulation
        LFB, used there as a search key to lookup further
        encapsulation information.
      </synopsis>
      <typeRef>uint32</typeRef>
    </component>
  </struct>
</dataTypeDef>
```



```
<component componentID="5">
  <name>LFBOutputSelectIndex</name>
  <synopsis>
    The index for the IPv6NextHop LFB to choose an instance
    in the group output port of the LFB to output.
  </synopsis>
  <typeRef>uint32</typeRef>
</component>
</struct>
</dataTypeDef>
<dataTypeDef>
  <name>IPv6NextHopTableType</name>
  <synopsis>
    Data type for IPv6 next hop table in IPv6NextHop LFB.
    Entry of the table is of IPv6NextHopInfoType data type.
  </synopsis>
  <array type="variable-size">
    <typeRef>IPv6NextHopInfoType</typeRef>
  </array>
</dataTypeDef>
<dataTypeDef>
  <name>EncapTableEntryType</name>
  <synopsis>
    Data type for entry of Ethernet encapsulation table in
    EtherEncap LFB. The LFB uses the MediaEncapInfoIndex
    received from upstream LFB as index of the table to
    find encapsulation information of every packet.
  </synopsis>
  <struct>
    <component componentID="1">
      <name>DstMac</name>
      <synopsis>
        Destination MAC address for Ethernet encapsulation of
        the packet.
      </synopsis>
      <typeRef>IEEEMAC</typeRef>
    </component>
    <component componentID="2">
      <name>SrcMac</name>
      <synopsis>
        Source MAC address for Ethernet encapsulation of the
        packet.
      </synopsis>
      <typeRef>IEEEMAC</typeRef>
    </component>
    <component componentID="3">
      <name>VlanID</name>
      <synopsis>The VLAN ID assigned to the packet</synopsis>
```



```
        <typeRef>VlanIDType</typeRef>
    </component>
    <component componentID="4">
        <name>Reserved</name>
        <synopsis>
            A reserved bit space mainly for purpose of padding
            and packing efficiency.
        </synopsis>
        <typeRef>uint16</typeRef>
    </component>
    <component componentID="5">
        <name>L2PortID</name>
        <synopsis>
            The L2 logical output port ID for the packet.
        </synopsis>
        <typeRef>uint32</typeRef>
    </component>
</struct>
</dataTypeDef>
<dataTypeDef>
    <name>EncapTableType</name>
    <synopsis>
        Data type for Ethernet encapsulation table in Etherencap
        LFB. Entry of the table is of EncapTableEntryType data
        type.
    </synopsis>
    <array type="variable-size">
        <typeRef>EncapTableEntryType</typeRef>
    </array>
</dataTypeDef>
<dataTypeDef>
    <name>MetadataDispatchType</name>
    <synopsis>
        Data type for entry of metadata dispatch table used in
        BasicMetadataDispatch LFB. The LFB uses a metadata value
        as a search key to look up the table to find an index of
        the LFB group output port to output the packet.
    </synopsis>
    <struct>
        <component componentID="1">
            <name>MetadataValue</name>
            <synopsis>The value of the dispatch metadata</synopsis>
            <typeRef>uint32</typeRef>
        </component>
        <component componentID="2">
            <name>OutputIndex</name>
            <synopsis>
                Index of a group output port for outgoing packets.
            </synopsis>
        </component>
    </struct>
</dataTypeDef>
```



```
        </synopsis>
        <typeRef>uint32</typeRef>
    </component>
</struct>
</dataTypeDef>
<dataTypeDef>
    <name>MetadataDispatchTableType</name>
    <synopsis>
        Data type for metadata dispatch table used in
        BasicMetadataDispatch LFB. Metadata value of
        the table is also defined as a content key field.
    </synopsis>
    <array type="variable-size">
        <typeRef>MetadataDispatchType</typeRef>
        <contentKey contentKeyID="1">
            <contentKeyField>MetadataValue</contentKeyField>
        </contentKey>
    </array>
</dataTypeDef>
<dataTypeDef>
    <name>SchdDisciplineType</name>
    <synopsis>Scheduling discipline type</synopsis>
    <atomic>
        <baseType>uint32</baseType>
        <specialValues>
            <specialValue value="1">
                <name>RR</name>
                <synopsis>
                    Round Robin scheduling discipline
                </synopsis>
            </specialValue>
        </specialValues>
    </atomic>
</dataTypeDef>
<dataTypeDef>
    <name>QueueStatsType</name>
    <synopsis>
        Data type for entry of queue statistics table in
        GenericScheduler LFB.
    </synopsis>
    <struct>
        <component componentID="1">
            <name>QueueID</name>
            <synopsis>The input queue ID</synopsis>
            <typeRef>uint32</typeRef>
        </component>
        <component componentID="2">
            <name>QueueDepthInPackets</name>
```



```
        <synopsis>Current queue depth in packets</synopsis>
        <typeRef>uint32</typeRef>
    </component>
    <component componentID="3">
        <name>QueueDepthInBytes</name>
        <synopsis>Current queue depth in bytes</synopsis>
        <typeRef>uint32</typeRef>
    </component>
</struct>
</dataTypeDef>
<dataTypeDef>
    <name>QueueStatsTableType</name>
    <synopsis>
        Data type for queue statistics table in GenericScheduler
        LFB. Entry of the table is of QueueStatsType data type.
    </synopsis>
    <array type="variable-size">
        <typeRef>QueueStatsType</typeRef>
    </array>
</dataTypeDef>
</dataTypeDefs>
<metadataDefs>
    <metadataDef>
        <name>PHYPortID</name>
        <synopsis>Metadata indicating physical port ID</synopsis>
        <metadataID>1</metadataID>
        <typeRef>uint32</typeRef>
    </metadataDef>
    <metadataDef>
        <name>SrcMAC</name>
        <synopsis>Metadata indicating source MAC address</synopsis>
        <metadataID>2</metadataID>
        <typeRef>IEEEEMAC</typeRef>
    </metadataDef>
    <metadataDef>
        <name>DstMAC</name>
        <synopsis>
            Metadata indicating destination MAC address.
        </synopsis>
        <metadataID>3</metadataID>
        <typeRef>IEEEEMAC</typeRef>
    </metadataDef>
    <metadataDef>
        <name>LogicalPortID</name>
        <synopsis>Metadata of logical port ID</synopsis>
        <metadataID>4</metadataID>
        <typeRef>uint32</typeRef>
    </metadataDef>
```



```
<metadataDef>
  <name>EtherType</name>
  <synopsis>Metadata indicating Ethernet type</synopsis>
  <metadataID>5</metadataID>
  <typeRef>uint16</typeRef>
</metadataDef>
<metadataDef>
  <name>VlanID</name>
  <synopsis>Metadata of VLAN ID</synopsis>
  <metadataID>6</metadataID>
  <typeRef>VlanIDType</typeRef>
</metadataDef>
<metadataDef>
  <name>VlanPriority</name>
  <synopsis>Metadata of VLAN priority</synopsis>
  <metadataID>7</metadataID>
  <typeRef>VlanPriorityType</typeRef>
</metadataDef>
<metadataDef>
  <name>NextHopIPv4Addr</name>
  <synopsis>
    Metadata representing a next hop IPv4 address
  </synopsis>
  <metadataID>8</metadataID>
  <typeRef>IPv4Addr</typeRef>
</metadataDef>
<metadataDef>
  <name>NextHopIPv6Addr</name>
  <synopsis>
    Metadata representing a next hop IPv6 address
  </synopsis>
  <metadataID>9</metadataID>
  <typeRef>IPv6Addr</typeRef>
</metadataDef>
<metadataDef>
  <name>HopSelector</name>
  <synopsis>Metadata indicating a hop selector</synopsis>
  <metadataID>10</metadataID>
  <typeRef>uint32</typeRef>
</metadataDef>
<metadataDef>
  <name>ExceptionID</name>
  <synopsis>
    Metadata indicating exception types for exceptional cases
    during packet processing.
  </synopsis>
  <metadataID>11</metadataID>
  <atomic>
```



```
<baseType>uint32</baseType>
<specialValues>
  <specialValue value="0">
    <name>AnyUnrecognizedExceptionCase</name>
    <synopsis>Any unrecognized exception case</synopsis>
  </specialValue>
  <specialValue value="1">
    <name>ClassifyNoMatching</name>
    <synopsis>
      Exception case: no matching of tables in
      EtherClassifier LFB.
    </synopsis>
  </specialValue>
  <specialValue value="2">
    <name>MediaEncapInfoIndexInvalid</name>
    <synopsis>
      Exception case: the MediaEncapInfoIndex value of
      the packet is invalid and cannot be allocated in
      the EncapTable in EtherEncap LFB.
    </synopsis>
  </specialValue>
  <specialValue value="3">
    <name>EncapTableLookupFailed</name>
    <synopsis>
      Exception case: the packet fails lookup of the
      EncapTable table in EtherEncap LFB even though the
      MediaEncapInfoIndex is valid.
    </synopsis>
  </specialValue>
  <specialValue value="4">
    <name>BadTTL</name>
    <synopsis>
      Exception case: packet with expired TTL
    </synopsis>
  </specialValue>
  <specialValue value="5">
    <name>IPv4HeaderLengthMismatch</name>
    <synopsis>
      Exception case: packet with header length more
      than 5 words.
    </synopsis>
  </specialValue>
  <specialValue value="6">
    <name>RouterAlertOptions</name>
    <synopsis>
      Exception case: packet IP head includes router
      alert options.
    </synopsis>
```



```
</specialValue>
<specialValue value="7">
  <name>IPv6HopLimitZero</name>
  <synopsis>
    Exception case: packet with the hop limit to zero.
  </synopsis>
</specialValue>
<specialValue value="8">
  <name>IPv6NextHeaderHBH</name>
  <synopsis>
    Exception case: packet with next header set to
    Hop-by-Hop.
  </synopsis>
</specialValue>
<specialValue value="9">
  <name>SrcAddressException</name>
  <synopsis>
    Exception case: packet with exceptional source
    address.
  </synopsis>
</specialValue>
<specialValue value="10">
  <name>DstAddressException</name>
  <synopsis>
    Exception case: packet with exceptional destination
    address.
  </synopsis>
</specialValue>
<specialValue value="11">
  <name>LPMLookupFailed</name>
  <synopsis>
    Exception case: packet failed the LPM table lookup
    in a prefix match LFB.
  </synopsis>
</specialValue>
<specialValue value="12">
  <name>HopSelectorInvalid</name>
  <synopsis>
    Exception case: HopSelector for the packet is
    invalid.
  </synopsis>
</specialValue>
<specialValue value="13">
  <name>NextHopLookupFailed</name>
  <synopsis>
    Exception case: packet failed lookup of a next hop
    table even though HopSelector is valid.
  </synopsis>
```



```
</specialValue>
<specialValue value="14">
  <name>FragRequired</name>
  <synopsis>
    Exception case: packet fragmentation is required
  </synopsis>
</specialValue>
<specialValue value="15">
  <name>MetadataNoMatching</name>
  <synopsis>
    Exception case: there is no matching when looking
    up the metadata dispatch table in
    BasicMetadataDispatch LFB.
  </synopsis>
</specialValue>
</specialValues>
</atomic>
</metadataDef>
<metadataDef>
  <name>ValidateErrorID</name>
  <synopsis>
    Metadata indicating error types when a packet passes
    validation process.
  </synopsis>
  <metadataID>12</metadataID>
  <atomic>
    <baseType>uint32</baseType>
    <specialValues>
      <specialValue value="0">
        <name>AnyUnrecognizedValidateErrorCase</name>
        <synopsis>
          Any unrecognized validate error case.
        </synopsis>
      </specialValue>
      <specialValue value="1">
        <name>InvalidIPv4PacketSize</name>
        <synopsis>
          Error case: packet length reported by the link
          layer is less than 20 bytes.
        </synopsis>
      </specialValue>
      <specialValue value="2">
        <name>NotIPv4Packet</name>
        <synopsis>
          Error case: packet is not IP version 4</synopsis>
      </specialValue>
      <specialValue value="3">
        <name>InvalidIPv4HeaderLengthSize</name>
```



```
<synopsis>
  Error case: packet with header length field in
  the header less than 5 words.
</synopsis>
</specialValue>
<specialValue value="4">
  <name>InvalidIPv4LengthFieldSize</name>
  <synopsis>
    Error case: packet with total length field in the
    header less than 20 bytes.
  </synopsis>
</specialValue>
<specialValue value="5">
  <name>InvalidIPv4Checksum</name>
  <synopsis>
    Error case: packet with invalid checksum.
  </synopsis>
</specialValue>
<specialValue value="6">
  <name>InvalidIPv4SrcAddr</name>
  <synopsis>
    Error case: packet with invalid IPv4 source
    address.
  </synopsis>
</specialValue>
<specialValue value="7">
  <name>InvalidIPv4DstAddr</name>
  <synopsis>
    Error case: packet with invalid IPv4 destination
    address.
  </synopsis>
</specialValue>
<specialValue value="8">
  <name>InvalidIPv6PacketSize</name>
  <synopsis>
    Error case: packet size is less than 40 bytes.
  </synopsis>
</specialValue>
<specialValue value="9">
  <name>NotIPv6Packet</name>
  <synopsis>
    Error case: packet is not IP version 6
  </synopsis>
</specialValue>
<specialValue value="10">
  <name>InvalidIPv6SrcAddr</name>
  <synopsis>
    Error case: packet with invalid IPv6 source address.
```



```
        </synopsis>
      </specialValue>
      <specialValue value="11">
        <name>InvalidIPv6DstAddr</name>
        <synopsis>
          Error case: packet with invalid IPv6 destination
          address.
        </synopsis>
      </specialValue>
    </specialValues>
  </atomic>
</metadataDef>
<metadataDef>
  <name>L3PortID</name>
  <synopsis>
    Metadata indicating ID of an L3 logical port
  </synopsis>
  <metadataID>13</metadataID>
  <typeRef>uint32</typeRef>
</metadataDef>
<metadataDef>
  <name>RedirectIndex</name>
  <synopsis>
    Metadata that CE sends to RedirectIn LFB, indicating
    the index of the LFB group output port.
  </synopsis>
  <metadataID>14</metadataID>
  <typeRef>uint32</typeRef>
</metadataDef>
<metadataDef>
  <name>MediaEncapInfoIndex</name>
  <synopsis>
    A search key a packet uses to look up a table to select
    an encapsulation media.
  </synopsis>
  <metadataID>15</metadataID>
  <typeRef>uint32</typeRef>
</metadataDef>
</metadataDefs>
</LFBLibrary>
```


5. LFB Class Description

According to ForCES specifications, LFB (Logical Function Block) is a well defined, logically separable functional block that resides in an FE, and is a functionally accurate abstraction of the FE's processing capabilities. An LFB Class (or type) is a template that represents a fine-grained, logically separable aspect of FE processing. Most LFBs are related to packet processing in the data path. LFB classes are the basic building blocks of the FE model. Note that [\[RFC5810\]](#) has already defined an 'FE Protocol LFB' which is a logical entity in each FE to control the ForCES protocol. [\[RFC5812\]](#) has already defined an 'FE Object LFB'. Information like the FE Name, FE ID, FE State, LFB Topology in the FE are represented in this LFB.

As specified in [Section 3.1](#), this document focuses on the base LFB library for implementing typical router functions, especially for IP forwarding functions. As a result, LFB classes in the library are all base LFBs to implement router forwarding.

In this section, the terms "upstream LFB" and "downstream LFB" are used. These are used relative to an LFB to an LFB that is being described. An "upstream LFB" is one whose output ports are connected to input ports of the LFB under consideration such that output (typically packets with metadata) can be sent from the "upstream LFB" to the LFB under consideration. Similarly, a "downstream LFB" whose input ports are connected to output ports of the LFB under consideration such that the LFB under consideration can send information to the "downstream LFB". Note that in some rare topologies, an LFB may be both upstream and downstream relative to another LFB.

Also note that, as a default provision of [\[RFC5812\]](#), in FE model, all metadata produced by upstream LFBs will pass through all downstream LFBs by default without being specified by input port or output port. Only those metadata that will be used (consumed) by an LFB will be explicitly marked in input of the LFB as expected metadata. For instance, in downstream LFBs of a physical layer LFB, even there is no specific metadata expected, metadata like PHYPortID produced by the physical layer LFB will always pass through all downstream LFBs regardless of whether the metadata has been expected by the LFBs or not.

5.1. Ethernet Processing LFBs

As the most popular physical and data link layer protocols, Ethernet is widely deployed. It becomes a basic requirement for a router to be able to process various Ethernet data packets.

Note that there exist different versions of Ethernet formats, like Ethernet V2, 802.3 RAW, IEEE 802.3/802.2, IEEE 802.3/802.2 SNAP. There also exist varieties of LAN techniques based on Ethernet, like various VLANs, MACinMAC, etc. Ethernet processing LFBs defined here are intended to be able to cope with all these variations of Ethernet technology.

There are also various types of Ethernet physical interface media. Among them, copper and fiber media may be the most popular ones. As a base LFB definition and a starting point, the document only defines an Ethernet physical LFB with copper media. For other media interfaces, specific LFBs may be defined in the future versions of the library.

5.1.1. EtherPHYCop

EtherPHYCop LFB abstracts an Ethernet interface physical layer with media limited to copper.

5.1.1.1. Data Handling

This LFB is the interface to the Ethernet physical media. The LFB handles Ethernet frames coming in from or going out of the FE. Ethernet frames sent and received cover all packets encapsulated with different versions of Ethernet protocols, like Ethernet V2, 802.3 RAW, IEEE 802.3/802.2, IEEE 802.3/802.2 SNAP, including packets encapsulated with varieties of LAN techniques based on Ethernet, like various VLANs, MACinMAC, etc. Therefore in the XML an EthernetAll frame type has been introduced.

Ethernet frames are received from the physical media port and passed downstream to LFBs such as EtherMACIn via a singleton output known as "EtherPHYOut". A 'PHYPortID' metadata, to indicate which physical port the frame came into from the external world, is passed along with the frame.

Ethernet packets are received by this LFB from upstream LFBs such as EtherMacOut LFBs via the singleton input known as "EtherPHYIn" before being sent out onto the external world.

5.1.1.2. Components

The AdminStatus component is defined for CE to administratively manage the status of the LFB. The CE may administratively startup or shutdown the LFB by changing the value of AdminStatus. The default value is set to 'Down'.

An OperStatus component captures the physical port operational

status. A PHYPortStatusChanged event is defined so the LFB can report to the CE whenever there is an operational status change of the physical port.

The PHYPortID component is a unique identification for a physical port. It is defined as 'read-only' by CE. Its value is enumerated by FE. The component will be used to produce a 'PHYPortID' metadata at the LFB output and to associate it to every Ethernet packet this LFB receives. The metadata will be handed to downstream LFBs for them to use the PHYPortID.

A group of components are defined for link speed management. The AdminLinkSpeed is for CE to configure link speed for the port and the OperLinkSpeed is for CE to query the actual link speed in operation. The default value for the AdminLinkSpeed is set to auto-negotiation mode.

A group of components are defined for duplex mode management. The AdminDuplexMode is for CE to configure proper duplex mode for the port and the OperDuplexMode is for CE to query the actual duplex mode in operation. The default value for the AdminDuplexMode is set to auto-negotiation mode.

A CarrierStatus component captures the status of the carrier and specifies whether the port link is operationally up. The default value for the CarrierStatus is 'false'.

5.1.1.3. Capabilities

The capability information for this LFB includes the link speeds that are supported by the FE (SupportedLinkSpeed) as well as the supported duplex modes (SupportedDuplexMode).

5.1.1.4. Events

Several events are generated. There is an event for changes in the status of the physical port (PhyPortStatusChanged). Such an event will notify that the physical port status has been changed and the report will include the new status of the physical port.

Another event captures changes in the operational link speed (LinkSpeedChanged). Such an event will notify the CE that the operational speed has been changed and the report will include the new negotiated operational speed.

A final event captures changes in the duplex mode (DuplexModeChanged). Such an event will notify the CE that the duplex mode has been changed and the report will include the new

negotiated duplex mode.

5.1.2. EtherMACIn

EtherMACIn LFB abstracts an Ethernet port at MAC data link layer. This LFB describes Ethernet processing functions like MAC address locality check, deciding if the Ethernet packets should be bridged, providing Ethernet layer flow control, etc.

5.1.2.1. Data Handling

The LFB is expected to receive all types of Ethernet packets, via a singleton input known as "EtherPktsIn", which are usually output from some Ethernet physical layer LFB, like an EtherPHYCop LFB, alongside with a metadata indicating the physical port ID that the packet arrived on.

The LFB is defined with two separate singleton outputs. All Output packets are emitted in the original Ethernet format received at the physical port, unchanged, and cover all types of Ethernet types.

The first singleton output is known as "NormalPathOut". It usually outputs Ethernet packets to some LFB like an EtherClassifier LFB for further L3 forwarding process alongside with a PHYPortID metadata indicating which physical port the packet came from.

The second singleton output is known as "L2BridgingPathOut". Although the LFB library this document defines is basically to meet typical router functions, it will attempt to be forward compatible with future router functions. The "L2BridgingPathOut" is defined to meet the requirement that L2 bridging functions may be optionally supported simultaneously with L3 processing and some L2 bridging LFBs that may be defined in the future. If the FE supports L2 bridging, the CE can enable or disable it by means of a "L2BridgingPathEnable" component in the FE. If it is enabled, by also instantiating some L2 bridging LFB instances following the L2BridgingPathOut, FEs are expected to fulfill L2 bridging functions. L2BridgingPathOut will output packets exactly the same as that in the NormalPathOut output.

This LFB can be set to work in a Promiscuous Mode, allowing all packets to pass through the LFB without being dropped. Otherwise, a locality check will be performed based on the local MAC addresses. All packets that do not pass through the locality check will be dropped.

This LFB can optionally participate in Ethernet flow control in cooperation with EtherMACOut LFB. This document does not go into the details of how this is implemented; the reader may refer to some

relevant references. This document also does not describe how the buffers which induce the flow control messages behave - it is assumed that such artifacts exist and describing them is out of scope in this document.

5.1.2.2. Components

The AdminStatus component is defined for the CE to administratively manage the status of the LFB. The CE may administratively startup or shutdown the LFB by changing the value of AdminStatus. The default value is set to 'Down'.

The LocalMACAddresses component specifies the local MAC addresses based on which locality checks will be made. This component is an array of MAC addresses, and of 'read-write' access permission.

An L2BridgingPathEnable component captures whether the LFB is set to work as a L2 bridge. An FE that does not support bridging will internally set this flag to false, and additionally set the flag property as read-only. The default value for is 'false'.

The PromiscuousMode component specifies whether the LFB is set to work as in a promiscuous mode. The default value for is 'false'.

The TxFlowControl component defines whether the LFB is performing flow control on sending packets. The default value for is 'false'. Note that the component is defined as "optional". If an FE does not implement the component while a CE try to configure the component to this FE, an error from FE may be responded to CE with error code like: 0x09(E_COMPONENT_DOES_NOT_EXIST) or 0x15(E_NOT_SUPPORTED) depending on the FE processing. See [[RFC5810](#)] for details.

The RxFlowControl component defines whether the LFB is performing flow control on receiving packets. The default value for is 'false'. The component is also defined as "optional" one.

A struct component, MACInStats, defines a set of statistics for this LFB, including the number of received packets and the number of dropped packets. Note that this statistics component is optional to implementers. If a CE tries to query the component while it is not implemented in an FE, an error code will be responded to CE indicating the error type like: 0x09(E_COMPONENT_DOES_NOT_EXIST) or 0x15(E_NOT_SUPPORTED), depending on the FE implementation.

5.1.2.3. Capabilities

This LFB does not have a list of capabilities.

5.1.2.4. Events

This LFB does not have any events specified.

5.1.3. EtherClassifier

EtherClassifier LFB abstracts the process to decapsulate Ethernet packets and then classify them.

5.1.3.1. Data Handling

This LFB describes the process of decapsulating Ethernet packets and classifying them into various network layer data packets according to information included in the Ethernet packets headers.

The LFB is expected to receive all types of Ethernet packets, via a singleton input known as "EtherPktsIn", which are usually output from an upstream LFB like EtherMACIn LFB. This input is also capable of multiplexing to allow for multiple upstream LFBs being connected. For instance, when L2 bridging function is enabled in EtherMACIn LFB, some L2 bridging LFBs may be applied. In this case, some Ethernet packets after L2 processing may have to be input to EtherClassifier LFB for classification, while simultaneously packets directly output from EtherMACIn may also need to input to this LFB. This input is capable of handling such a case. Usually, all expected Ethernet Packets will be associated with a PHYPortID metadata, indicating the physical port the packet comes from. In some cases, for instance, like in a MACinMAC case, a LogicalPortID metadata may be expected to associate with the Ethernet packet to further indicate which logical port the Ethernet packet belongs to. Note that PHYPortID metadata is always expected while LogicalPortID metadata is optionally expected.

Two output LFB ports are defined.

The first output is a group output port known as "ClassifyOut". Types of network layer protocol packets are output to instances of the port group. Because there may be various type of protocol packets at the output ports, the produced output frame is defined as arbitrary for the purpose of wide extensibility in the future. Metadata to be carried along with the packet data is produced at this LFB for consumption by downstream LFBs. The metadata passed downstream includes PHYPortID, as well as information on Ethernet type, source MAC address, destination MAC address and the logical port ID. If the original packet is a VLAN packet and contains a VLAN ID and a VLAN priority value, then the VLAN ID and the VLAN priority value are also carried downstream as metadata. As a result, the VLAN ID and priority metadata are defined with the availability of "conditional".

The second output is a singleton output port known as "ExceptionOut", which will output packets for which the data processing failed, along with an additional ExceptionID metadata to indicate what caused the exception. Currently defined exception types include:

- o There is no matching when classifying the packet.

Usually the exception out port may point to no where, indicating packets with exceptions are dropped, while in some cases, the output may be pointed to the path to the CE for further processing, depending on individual implementations.

5.1.3.2. Components

An EtherDispatchTable array component is defined in the LFB to dispatch every Ethernet packet to the output group according to the logical port ID assigned by the VlanInputTable to the packet and the Ethernet type in the Ethernet packet header. Each row of the array is a struct containing a Logical Port ID, an EtherType and an Output Index. With the CE configuring the dispatch table, the LFB can be expected to classify various network layer protocol type packets and output them at different output ports. It is expected that the LFB classify packets according to protocols like IPv4, IPv6, MPLS, ARP, ND, etc.

A VlanInputTable array component is defined in the LFB to classify VLAN Ethernet packets. Each row of the array is a struct containing an Incoming Port ID, a VLAN ID and a Logical Port ID. According to IEEE VLAN specifications, all Ethernet packets can be recognized as VLAN types by defining that if there is no VLAN encapsulation in a packet, a case with VLAN tag 0 is considered. Every input packet is assigned with a new LogicalPortID according to the packet incoming port ID and the VLAN ID. A packet incoming port ID is defined as a logical port ID if a logical port ID is associated with the packet, or a physical port ID if no logical port ID associated. The VLAN ID is exactly the VLAN ID in the packet if it is a VLAN packet, or 0 if it is not. Note that a logical port ID of a packet may be rewritten with a new one by the VlanInputTable processing.

Note that the logical port ID and physical port ID mentioned above are all originally configured by CE, and are globally effective within a ForCES NE (Network Element). To distinguish a physical port ID from a logical port ID in the incoming port ID field of the VlanInputTable, physical port ID and logical port ID must be assigned with separate number spaces.

An array component, EtherClassifyStats, defines a set of statistics for this LFB, measuring the number of packets per EtherType. Each

row of the array is a struct containing an EtherType and a Packet number. Note that this statistics component is optional to implementers.

5.1.3.3. Capabilities

This LFB does not have a list of capabilities.

5.1.3.4. Events

This LFB has no events specified.

5.1.4. EtherEncap

The EtherEncap LFB abstracts the process to replace or attach appropriate Ethernet headers to the packet.

5.1.4.1. Data Handling

This LFB abstracts the process of encapsulating Ethernet headers onto received packets. The encapsulation is based on passed metadata.

The LFB is expected to receive IPv4 and IPv6 packets, via a singleton input port known as "EncapIn" which may be connected to an upstream LFB like an IPv4NextHop, an IPv6NextHop, BasicMetadataDispatch, or any LFB which requires to output packets for Ethernet encapsulation. The LFB always expects from upstream LFBs the MediaEncapInfoIndex metadata which is used as a search key to lookup the encapsulation table EncapTable by the search key matching the table index. An input packet may also optionally receive a VLAN priority metadata, indicating that the packet is originally with a priority value. The priority value will be loaded back to the packet when encapsulating. The optional VLAN priority metadata is defined with a default value 0.

Two singleton output LFB ports are defined.

The first singleton output known as "SuccessOut". Upon a successful table lookup, the destination and source MAC addresses, and the logical media port (L2PortID) are found in the matching table entry. The CE may set the VlanID in case VLANs are used. By default the table entry for VlanID of 0 is used as per IEEE rules. Whatever the value of VlanID is, if the input metadata VlanPriority is non-zero, the packet will have a VLAN tag. If the VlanPriority and the VlanID are all zero, there is no VLAN tag to this packet. After replacing or attaching the appropriate Ethernet headers to the packet is complete, the packet is passed out on the "SuccessOut" LFB port to a downstream LFB instance alongside with the L2PortID.

The second singleton output known as "ExceptionOut", which will output packets for which the table lookup fails, along with an additional ExceptionID metadata. Currently defined exception types only include the following case:

- o The MediaEncapInfoIndex value of the packet is invalid and can not be allocated in the EncapTable.
- o The packet failed lookup of the EncapTable table even though the MediaEncapInfoIndex is valid.

The upstream LFB may be programmed by the CE to pass along a MediaEncapInfoIndex that does not exist in the EncapTable. That is to allow for resolution of the L2 headers, if needed, to be made at the L2 encapsulation level in this case (Ethernet) via ARP, or ND (or other methods depending on the link layer technology) when a table miss occurs.

For neighbor L2 header resolution(table miss exception), the processing LFB may pass this packet to the CE via the redirect LFB or FE software or another LFB instance for further resolution. In such a case the metadata NextHopIPv4Addr or NextHopIPv6Addr generated by next hop LFB is also passed to the exception handling. Such an IP address could be used to do activities such as ARP or ND by the handler it is passed to.

The result of the L2 resolution is to update the EncapTable as well as the next hop LFB so subsequent packets do not fail EncapTable lookup. The EtherEncap LFB does not make any assumptions of how the EncapTable is updated by the CE (or whether ARP/ND is used dynamically or static maps exist).

Downstream LFB instances could be either an EtherMACOut type or a BasicMetadataDispatch type. If the final packet L2 processing is possible to be on per-media-port basis or resides on a different FE or in cases where L2 header resolution is needed, then the model makes sense to use a BasicMetadataDispatch LFB to fan out to different LFB instances. If there is a direct egress port point, then the model makes sense to have a downstream LFB instance being an EtherMACOut.

5.1.4.2. Components

This LFB has only one component named EncapTable which is defined as an array. Each row of the array is a struct containing the destination MAC address, the source MAC address, the VLAN ID with a default value of zero and the output logical L2 port ID.

5.1.4.3. Capabilities

This LFB does not have a list of capabilities.

5.1.4.4. Events

This LFB does not have any events specified.

5.1.5. EtherMACOut

EtherMACOut LFB abstracts an Ethernet port at MAC data link layer. This LFB describes Ethernet packet output process. Ethernet output functions are closely related to Ethernet input functions, therefore many components defined in this LFB are as aliases of EtherMACIn LFB components.

5.1.5.1. Data Handling

The LFB is expected to receive all types of Ethernet packets, via a singleton input known as "EtherPktsIn", which are usually output from an Ethernet encapsulation LFB, alongside with a metadata indicating the physical port ID that the packet will go through.

The LFB is defined with a singleton output port known as "EtherPktsOut". All Output packets are in Ethernet format, possibly with various Ethernet types, alongside with a metadata indicating the physical port ID the packet is to go through. This output links to a downstream LFB that is usually an Ethernet physical LFB like EtherPHYcop LFB.

This LFB can optionally participate in Ethernet flow control in cooperation with EtherMACIn LFB. This document does not go into the details of how this is implemented; the reader may refer to some relevant references. This document also does not describe how the buffers which induce the flow control messages behave - it is assumed that such artifacts exist and describing them is out of scope in this document.

Note that as a base definition, functions like multiple virtual MAC layers are not supported in this LFB version. It may be supported in the future by defining a subclass or a new version of this LFB.

5.1.5.2. Components

The AdminStatus component is defined for CE to administratively manage the status of the LFB. The CE may administratively startup or shutdown the LFB by changing the value of AdminStatus. The default value is set to 'Down'. Note that this component is defined as an

alias of the AdminStatus component in the EtherMACIn LFB. This infers that an EtherMACOut LFB usually coexists with an EtherMACIn LFB, both of which share the same administrative status management by CE. Alias properties as defined in the ForCES FE model [[RFC5812](#)] will be used by CE to declare the target component this alias refers, which include the target LFB class and instance IDs as well as the path to the target component.

The MTU component defines the maximum transmission unit.

The optional TxFlowControl component defines whether the LFB is performing flow control on sending packets. The default value for is 'false'. Note that this component is defined as an alias of TxFlowControl component in the EtherMACIn LFB.

The optional RxFlowControl component defines whether the LFB is performing flow control on receiving packets. The default value for is 'false'. Note that this component is defined as an alias of RxFlowControl component in the EtherMACIn LFB.

A struct component, MACOutStats, defines a set of statistics for this LFB, including the number of transmitted packets and the number of dropped packets. This statistics component is optional to implemeters.

[5.1.5.3.](#) Capabilities

This LFB does not have a list of capabilities.

[5.1.5.4.](#) Events

This LFB does not have any events specified.

[5.2.](#) IP Packet Validation LFBs

The LFBs are defined to abstract IP packet validation process. An IPv4Validator LFB is specifically for IPv4 protocol validation and an IPv6Validator LFB for IPv6.

[5.2.1.](#) IPv4Validator

The IPv4Validator LFB performs IPv4 packets validation.

[5.2.1.1.](#) Data Handling

This LFB performs IPv4 validation according to [[RFC1812](#)] and its updates. The IPv4 packet will be output to the corresponding LFB port the indication whether the packet is unicast, multicast or

whether an exception has occurred or the validation failed.

This LFB always expects, as input, packets which have been indicated as IPv4 packets by an upstream LFB, like an EtherClassifier LFB. There is no specific metadata expected by the input of the LFB.

Four output LFB ports are defined.

All validated IPv4 unicast packets will be output at the singleton port known as "IPv4UnicastOut". All validated IPv4 multicast packets will be output at the singleton port known as "IPv4MulticastOut" port.

A singleton port known as "ExceptionOut" is defined to output packets which have been validated as exception packets. An exception ID metadata is produced to indicate what has caused the exception. An exception case is the case when a packet needs further processing before being normally forwarded. Currently defined exception types include:

- o Packet with expired TTL
- o Packet with header length more than 5 words
- o Packet IP head including Router Alert options
- o Packet with exceptional source address
- o Packet with exceptional destination address

Note that although TTL is checked in this LFB for validity, operations like TTL decrement are made by the downstream forwarding LFB.

The final singleton port known as "FailOut" is defined for all packets which have errors and failed the validation process. An error case is the case when a packet is unable to be further processed nor forwarded except being dropped. An error ID is associated a packet to indicate the failure reason. Currently defined failure reasons include:

- o Packet with size reported less than 20 bytes
- o Packet with version is not IPv4
- o Packet with header length less than 5 words

- o Packet with total length field less than 20 bytes
- o Packet with invalid checksum
- o Packet with invalid source address
- o Packet with invalid destination address

5.2.1.2. Components

This LFB has only one struct component, the `IPv4ValidatorStatisticsType`, which defines a set of statistics for validation process, including the number of bad header packets, the number of bad total length packets, the number of bad TTL packets, and the number of bad checksum packets. This statistics component is optional to implementers.

5.2.1.3. Capabilities

This LFB does not have a list of capabilities

5.2.1.4. Events

This LFB does not have any events specified.

5.2.2. IPv6Validator

The `IPv6Validator` LFB performs IPv6 packets validation.

5.2.2.1. Data Handling

This LFB performs IPv6 validation according to [[RFC2460](#)] and its updates. Then the IPv6 packet will be output to the corresponding port regarding of the validation result, whether the packet is a unicast or a multicast one, an exception has occurred or the validation failed.

This LFB always expects, as input, packets which have been indicated as IPv6 packets by an upstream LFB, like an `EtherClassifier` LFB. There is no specific metadata expected by the input of the LFB.

Similar to the `IPv4validator` LFB, `IPv6Validator` LFB has also defined four output ports to emit packets with various validation results.

All validated IPv6 unicast packets will be output at the singleton port known as "IPv6UnicastOut". All validated IPv6 multicast packets will be output at the singleton port known as "IPv6MulticastOut" port. There is no metadata produced at this LFB.

A singleton port known as "ExceptionOut" is defined to output packets which have been validated as exception packets. An exception case is the case when a packet needs further processing before being normally forwarded. An exception ID metadata is produced to indicate what caused the exception. Currently defined exception types include:

- o Packet with hop limit to zero
- o Packet with next header set to Hop-by-Hop
- o Packet with exceptional source address
- o Packet with exceptional destination address

The final singleton port known as "FailOut" is defined for all packets which have errors and failed the validation process. An error case is the case when a packet is unable to be further processed nor forwarded except being dropped. A validate error ID is associated to every failed packet to indicate the reason. Currently defined reasons include:

- o Packet with size reported less than 40 bytes
- o Packet with not IPv6 version
- o Packet with invalid source address
- o Packet with invalid destination address

Note that in the base type library, definitions for exception ID and validate error ID metadata are applied to both IPv4Validator and IPv6Validator LFBs, i.e., the two LFBs share the same metadata definition, with different ID assignment inside.

5.2.2.2. Components

This LFB has only one struct component, the IPv6ValidatorStatisticsType, which defines a set of statistics for validation process, including the number of bad header packets, the number of bad total length packets, and the number of bad hop limit packets. Note that this component is optional to implementers.

5.2.2.3. Capabilities

This LFB does not have a list of capabilities

5.2.2.4. Events

This LFB does not have any events specified.

5.3. IP Forwarding LFBs

IP Forwarding LFBs are specifically defined to abstract the IP forwarding processes. As definitions for a base LFB library, this document restricts its LFB definition scope only to IP unicast forwarding. IP multicast may be defined in future documents.

The two fundamental tasks performed in IP unicast forwarding constitute looking up the forwarding information table to find next hop information, and then using the resulting next hop details to forward packets out on specific physical output ports. This document models the forwarding processes by abstracting out the described two steps. Whereas this document describes functional LFB models which are modular, there may be multiple ways to implement the abstracted models. It is not intended nor expected that the provided LFB models constrain implementations.

Based on the IP forwarding abstraction, two kind of typical IP unicast forwarding LFBs are defined, Unicast LPM lookup LFB and next hop application LFB. They are further distinguished by IPv4 and IPv6 protocols.

5.3.1. IPv4UcastLPM

The IPv4UcastLPM LFB abstracts the IPv4 unicast Longest Prefix Match (LPM) process.

This LFB also provides facilities to support users to implement equal-cost multi-path routing (ECMP) or reverse path forwarding (RPF). However, this LFB itself does not provide ECMP or RPF. To fully implement ECMP or RPF, additional specific LFBs, like a specific ECMP LFB or an RPF LFB, will have to be defined.

5.3.1.1. Data Handling

This LFB performs the IPv4 unicast LPM table looking up. It always expects as input IPv4 unicast packets from one singleton input known as "PktsIn". Then the LFB uses the destination IPv4 address of every packet as search key to look up the IPv4 prefix table and generate a hop selector as the matching result. The hop selector is passed as packet metadata to downstream LFBs, and will usually be used there as a search index to find more next hop information.

Three singleton output LFB ports are defined.

The first singleton output known as "NormalOut" outputs IPv4 unicast packets that succeed the LPM lookup and (got a hop selector). The hop selector is associated with the packet as a metadata. Downstream from the LPM LFB is usually a next hop application LFB, like an IPv4NextHop LFB.

The second singleton output known as "ECMPOut" is defined to provide support for users wishing to implement ECMP.

An ECMP flag is defined in the LPM table to enable the LFB to support ECMP. When a table entry is created with the flag set true, it indicates this table entry is for ECMP only. A packet, which has passed through this prefix lookup, will always output from "ECMPOut" output port, with the hop selector being its lookup result. The output will usually directly go to a downstream ECMP processing LFB, where the hop selector can usually further generate optimized one or multiple next hop routes by use of ECMP algorithms.

A default route flag is defined in the LPM table to enable the LFB to support a default route as well as loose RPF. When this flag is set true, the table entry is identified a default route which also implies that the route is forbidden for RPF. If a user wants to implement RPF on FE, a specific RPF LFB will have to be defined. In such RPF LFB, a component can be defined as an alias of the prefix table component of this LFB as described below.

The final singleton output is known as "ExceptionOut" and is defined to allow exception packets to output here, along with an ExceptionID metadata to indicate what caused the exception. Currently defined exception types include:

- o The packet failed the LPM lookup of the prefix table.

The upstream LFB of this LFB is usually IPv4Validator LFB. If RPF is to be adopted, the upstream can be an RPF LFB, when defined.

The downstream LFB is usually IPv4NextHop LFB. If ECMP is adopted, the downstream can be an ECMP LFB, when defined.

5.3.1.2. Components

This LFB has two components.

The IPv4PrefixTable component is defined as an array component of the LFB. Each row of the array contains an IPv4 address, a Prefix length, a Hop Selector, an ECMP flag and a Default Route flag. The LFB uses the destination IPv4 address of every input packet as search key to look up this table in order extract a next hop selector. The

ECMP flag is for the LFB to support ECMP. The default route flag is for the LFB to support a default route and for loose RPF.

The IPv4UcastLPMStats component is a struct component which collects statistics information, including the total number of input packets received, the IPv4 packets forwarded by this LFB and the number of IP datagrams discarded due to no route found. Note the component is defined as optional to implementers.

5.3.1.3. Capabilities

This LFB does not have a list of capabilities

5.3.1.4. Events

This LFB does not have any events specified.

5.3.2. IPv4NextHop

This LFB abstracts the process of selecting ipv4 next hop action.

5.3.2.1. Data Handling

The LFB abstracts the process of next hop information application to IPv4 packets. It receives an IPv4 packet with an associated next hop identifier (HopSelector), and uses the identifier as a table index to look up a next hop table to find an appropriate LFB output port.

The LFB is expected to receive unicast IPv4 packets, via a singleton input known as "PktsIn" along with a HopSelector metadata which is used as a table index to lookup the NextHop table. The data processing involves the forwarding TTL decrement and IP checksum recalculation.

Two output LFB ports are defined.

The first output is a group output port known as "SuccessOut". On successful data processing the packet is sent out an LFB-port from within the LFB port group as selected by the LFBOutputSelectIndex value of the matched table entry. The packet is sent to a downstream LFB alongside with the L3PortID and MediaEncapInfoIndex metadata.

The second output is a singleton output port known as "ExceptionOut", which will output packets for which the data processing failed, along with an additional ExceptionID metadata to indicate what caused the exception. Currently defined exception types include:

- o The HopSelector for the packet is invalid.
- o The packet failed lookup of the next hop table even though the HopSelector is valid.
- o The MTU for outgoing interface is less than the packet size.

Downstream LFB instances could be either a BasicMetadataDispatch type ([Section 5.5.1](#)), used to fan out to different LFB instances or a media encapsulation related type, such as an EtherEncap type or a RedirectOut type([Section 5.4.2](#)). For example, if there are Ethernet and other tunnel Encapsulation, then a BasicMetadataDispatch LFB can use the L3PortID metadata ([Section 5.3.2.2](#)) to dispatch packets to different encapsulator.

5.3.2.2. Components

This LFB has only one component named IPv4NextHopTable which is defined as an array. The HopSelector received is used to match the array index of IPv4NextHopTable to find out a row of the table as the next hop information result. Each row of the array is a struct containing:

- o The L3PortID, which is the ID of the Logical Output Port that is passed onto the downstream LFB instance. This ID indicates what port to the neighbor is as defined by L3. Usually this ID is used for the next hop LFB to distinguish packets that need different L2 encapsulating. For instance, some packets may require general Ethernet encapsulation while others may require various types of tunnel encapsulations. In such case, different L3PortIDs are assigned to the packets and are as metadata passed to downstream LFB. A BasicMetadataDispatch LFB([Section 5.5.1](#)) may have to be applied as the downstream LFB so as to dispatch packets to different encapsulation LFB instances according to the L3PortIDs.
- o MTU, the Maximum Transmission Unit for the outgoing port.
- o NextHopIPAddr, the IPv4 next hop address.
- o MediaEncapInfoIndex, the index we pass onto the downstream encapsulation LFB instance and that is used there as a search key to lookup a table (typically media encapsulation related) for further encapsulation information. The search key looks up the table by matching the table index. Note that an encapsulation LFB instance may not directly follow the next hop LFB, but the index is passed as a metadata associated, as such an encapsulation LFB instance even further downstream to the next hop LFB can still use the index. In some cases, depending on implementation, the CE may

set the MediaEncapInfoIndex passed downstream to a value that will fail lookup when it gets to a target encapsulation LFB; such a lookup failure at that point is an indication that further resolution is needed. For an example of this approach refer to [Section 7.2](#) which talks about ARP and mentions this approach.

- o LFBOutputSelectIndex, the LFB Group output port index to select downstream LFB port. It is a 1-to-1 mapping with FEObject LFB's table LFBTopology (See [[RFC5812](#)]) component FromPortIndex corresponding to the port group mapping FromLFBID as IPv4NextHop LFB instance.

[5.3.2.3](#). Capabilities

This LFB does not have a list of capabilities

[5.3.2.4](#). Events

This LFB does not have any events specified.

[5.3.3](#). IPv6UcastLPM

The IPv6UcastLPM LFB abstracts the IPv6 unicast Longest Prefix Match (LPM) process. The definition of this LFB is similar to the IPv4UcastLPM LFB except that all IP addresses refer to IPv6 addresses.

This LFB also provides facilities to support users to implement equal-cost multi-path routing (ECMP) or reverse path forwarding (RPF). However, this LFB itself does not provide ECMP or RPF. To fully implement ECMP or RPF, additional specific LFBs, like a specific ECMP LFB or an RPF LFB, will have to be defined. This work may be done in the future version of the document.

[5.3.3.1](#). Data Handling

This LFB performs the IPv6 unicast LPM table look up. It always expects as input IPv6 unicast packets from one singleton input known as "PktsIn". The destination IPv6 address of an incoming packet is used as search key to look up the IPv6 prefix table and generate a hop selector. This hop selector result is associated to the packet as a metadata and sent to downstream LFBs, and will usually be used in downstream LFBs as a search key to find more next hop information.

Three singleton output LFB ports are defined.

The first singleton output known as "NormalOut" outputs IPv6 unicast packets that succeed the LPM lookup (and got a hop selector). The

hop selector is associated with the packet as a metadata. Downstream from the LPM LFB is usually a next hop application LFB, like an IPv6NextHop LFB.

The second singleton output known as "ECMPOut" is defined to provide support for users wishing to implement ECMP.

An ECMP flag is defined in the LPM table to enable the LFB to support ECMP. When a table entry is created with the flag set true, it indicates this table entry is for ECMP only. A packet, which has passed through this prefix lookup, will always output from "ECMPOut" output port, with the hop selector being its lookup result. The output will usually directly go to a downstream ECMP processing LFB, where the hop selector can usually further generate optimized one or multiple next hop routes by use of ECMP algorithms.

A default route flag is defined in the LPM table to enable the LFB to support a default route as well as loose RPF. When this flag is set true, the table entry is identified a default route which also implies that the route is forbidden for RPF.

If a user wants to implement RPF on FE, a specific RPF LFB will have to be defined. In such RPF LFB, a component can be defined as an alias of the prefix table component of this LFB as described below.

The final singleton output is known as "ExceptionOut" and is defined to allow exception packets to output here, along with an ExceptionID metadata to indicate what caused the exception. Currently defined exception types include:

- o The packet failed the LPM lookup of the prefix table.

The upstream LFB of this LFB is usually IPv6Validator LFB. If RPF is to be adopted, the upstream can be an RPF LFB, when defined.

The downstream LFB is usually an IPv6NextHop LFB. If ECMP is adopted, the downstream can be an ECMP LFB, when defined.

5.3.3.2. Components

This LFB has two components.

The IPv6PrefixTable component is defined as an array component of the LFB. Each row of the array contains an IPv6 address, a Prefix length, a Hop Selector, an ECMP flag and a Default Route flag. The ECMP flag is so the LFB can support ECMP. The default route flag is for the LFB to support a default route and for loose RPF as described earlier.

The IPv6UcastLPMStats component is a struct component which collects statistics information, including the total number of input packets received, the IPv6 packets forwarded by this LFB and the number of IP datagrams discarded due to no route found. Note the component is defined as optional to implementers.

5.3.3.3. Capabilities

This LFB does not have a list of capabilities

5.3.3.4. Events

This LFB does not have any events specified.

5.3.4. IPv6NextHop

This LFB abstracts the process of selecting IPv6 next hop action.

5.3.4.1. Data Handling

The LFB abstracts the process of next hop information application to IPv6 packets. It receives an IPv6 packet with an associated next hop identifier (HopSelector), and uses the identifier to look up a next hop table to find an appropriate output port from the LFB.

The LFB is expected to receive unicast IPv6 packets, via a singleton input known as "PktsIn" along with a HopSelector metadata which is used as a table index to lookup the next hop table.

Two output LFB ports are defined.

The first output is a group output port known as "SuccessOut". On successful data processing the packet is sent out an LFB port from within the LFB port group as selected by the LFBOutputSelectIndex value of the matched table entry. The packet is sent to a downstream LFB alongside with the L3PortID and MediaEncapInfoIndex metadata.

The second output is a singleton output port known as "ExceptionOut", which will output packets for which the data processing failed, along with an additional ExceptionID metadata to indicate what caused the exception. Currently defined exception types include:

- o The HopSelector for the packet is invalid.
- o The packet failed lookup of the next hop table even though the HopSelector is valid.

- o The MTU for outgoing interface is less than the packet size.

Downstream LFB instances could be either a BasicMetadataDispatch type, used to fan out to different LFB instances or a media encapsulation related type, such as an EtherEncap type or a RedirectOut type. For example, when the downstream LFB is BasicMetadataDispatch, and there exist Ethernet and other tunnel Encapsulation downstream from BasicMetadataDispatch, then the BasicMetadataDispatch LFB can use the L3PortID metadata (See section below) to dispatch packets to the different encapsulator LFBs.

5.3.4.2. Components

This LFB has only one component named IPv6NextHopTable which is defined as an array. The array index of IPv6NextHopTable is used for a HopSelector to find out a row of the table as the next hop information. Each row of the array is a struct containing:

- o The L3PortID, which is the ID of the Logical Output Port that is passed onto the downstream LFB instance. This ID indicates what port to the neighbor is as defined by L3. Usually this ID is used for the next hop LFB to distinguish packets that need different L2 encapsulating. For instance, some packets may require general Ethernet encapsulation while others may require various types of tunnel encapsulations. In such case, different L3PortIDs are assigned to the packets and are as metadata passed to downstream LFB. A BasicMetadataDispatch LFB([Section 5.5.1](#)) may have to be applied as the downstream LFB so as to dispatch packets to different encapsulation LFB instances according to the L3PortIDs.
- o MTU, the Maximum Transmission Unit for the outgoing port.
- o NextHopIPAddr, the IPv6 next hop address.
- o MediaEncapInfoIndex, the index we pass onto the downstream encapsulation LFB instance and that is used there as a search key to lookup a table (typically media encapsulation related) for further encapsulation information. The search key looks up the table by matching the table index. Note that an encapsulation LFB instance may not directly follow the next hop LFB, but the index is passed as a metadata associated, as such an encapsulation LFB instance even further downstream to the next hop LFB can still use the index. In some cases, depending on implementation, the CE may set the MediaEncapInfoIndex passed downstream to a value that will fail lookup when it gets to a target encapsulation LFB; such a lookup failure at that point is an indication that further resolution is needed. For an example of this approach refer to [Section 7.2](#) which talks about ARP and mentions this approach.

- o LFBOutputSelectIndex, the LFB Group output port index to select downstream LFB port. It is a 1-to-1 mapping with FEObject LFB's table LFBTopology (See [[RFC5812](#)]) component FromPortIndex corresponding to the port group mapping FromLFBID as IPv4NextHop LFB instance.

5.3.4.3. Capabilities

This LFB does not have a list of capabilities

5.3.4.4. Events

This LFB does not have any events specified.

5.4. Redirect LFBs

Redirect LFBs abstract data packets transportation process between CE and FE. Some packets output from some LFBs may have to be delivered to CE for further processing, and some packets generated by CE may have to be delivered to FE and further to some specific LFBs for data path processing. According to [[RFC5810](#)], data packets and their associated metadata are encapsulated in ForCES redirect message for transportation between CE and FE. We define two LFBs to abstract the process, a RedirectIn LFB and a RedirectOut LFB. Usually, in an LFB topology of an FE, only one RedirectIn LFB instance and one RedirectOut LFB instance exist.

5.4.1. RedirectIn

RedirectIn LFB abstracts the process for the CE to inject data packets into the FE data path.

5.4.1.1. Data Handling

A RedirectIn LFB abstracts the process for the CE to inject data packets into the FE LFB topology so as to input data packets into FE data paths. From LFB topology point of view, the RedirectIn LFB acts as a source point for data packets coming from CE, therefore RedirectIn LFB is defined with a single output LFB port (and no input LFB port).

The single output port of RedirectIn LFB is defined as a group output type, with the name of "PktsOut". Packets produced by this output will have arbitrary frame types decided by the CE which generated the packets. Possible frames may include IPv4, IPv6, or ARP protocol packets. The CE may associate some metadata to indicate the frame types and may also associate other metadata to indicate various information on the packets. Among them, there MUST exist a

'RedirectIndex' metadata, which is an integer acting as an index. When the CE transmits the metadata along with the packet to a RedirectIn LFB, the LFB will read the RedirectIndex metadata and output the packet to one of its group output port instance, whose port index is indicated by this metadata. Any other metadata, in addition to 'RedirectIndex', will be passed untouched along the packet delivered by the CE to downstream LFB. This means the 'RedirectIndex' metadata from CE will be "consumed" by the RedirectIn LFB and will not be passed to downstream LFB. Note that, a packet from CE without a 'RedirectIndex' metadata associated will be dropped by the LFB. Note that all metadata visible to the LFB need to be global and IANA controlled. See the "IANA Considerations" of the document for more details, where a metadata ID private space that can be used by vendors is also provided.

5.4.1.2. Components

An optional statistics component is defined to collect the number of packets received by the LFB from CE. There are no other components defined for current version of the LFB.

5.4.1.3. Capabilities

This LFB does not have a list of capabilities

5.4.1.4. Events

This LFB does not have any events specified.

5.4.2. RedirectOut

RedirectOut LFB abstracts the process for LFBs in the FE to deliver data packets to the CE.

5.4.2.1. Data Handling

A RedirectOut LFB abstracts the process for LFBs in the FE to deliver data packets to the CE. From the LFB's topology point of view, the RedirectOut LFB acts as a sink point for data packets going to the CE, therefore RedirectOut LFB is defined with a single input LFB port (and no output LFB port).

The RedirectOut LFB has only one singleton input known as "PktsIn", but is capable of receiving packets from multiple LFBs by multiplexing this input. The input expects any kind of frame type therefore the frame type has been specified as arbitrary, and also all types of metadata are expected. All associated metadata produced (but not consumed) by previous processed LFBs should be delivered to

CE via the ForCES protocol redirect message [[RFC5810](#)]. The CE can decide on how to process the redirected packet by referencing the associated metadata. As an example, a packet could be redirected by the FE to the CE because the EtherEncap LFB is not able to resolve L2 information. The metadata "ExceptionID", created by the EtherEncap LFB is passed along with the packet and should be sufficient for the CE to do the necessary processing and resolve the L2 entry required. Note that all metadata visible to the LFB need to be global and IANA controlled. See the "IANA Considerations" of the document for more details, where a metadata ID private space that can be used by vendors is also provided.

[5.4.2.2.](#) Components

An optional statistics component is defined to collect the number of packets sent by the LFB to CE. There are no other components defined for current version of the LFB.

[5.4.2.3.](#) Capabilities

This LFB does not have a list of capabilities

[5.4.2.4.](#) Events

This LFB does not have any events specified.

[5.5.](#) General Purpose LFBs

[5.5.1.](#) BasicMetadataDispatch

The BasicMetadataDispatch LFB is defined to abstract the process in which a packet is dispatched to some output path based on its associated metadata value.

[5.5.1.1.](#) Data Handling

The BasicMetadataDispatch has only one singleton input known as "PktsIn". Every input packet should be associated with a metadata that will be used by the LFB to do the dispatch. This LFB contains a metadata ID and a dispatch table named MetadataDispatchTable, all configured by the CE. The metadata ID specifies which metadata is to be used for dispatching packets. The MetadataDispatchTable contains entries of a metadata value and an OutputIndex, specifying that the packet with the metadata value must go out from the LFB group output port instance with the OutputIndex.

Two output LFB ports are defined.

The first output is a group output port known as "PktsOut". A packet with its associated metadata having found an OutputIndex by successfully looking up the dispatch table will be output to the group port instance with the corresponding index.

The second output is a singleton output port known as "ExceptionOut", which will output packets for which the data processing failed, along with an additional ExceptionID metadata to indicate what caused the exception. Currently defined exception types only include one case:

- o There is no matching when looking up the metadata dispatch table.

As an example, if the CE decides to dispatch packets according to a physical port ID (PHYPortID), the CE may set the ID of PHYPortID metadata to the LFB first. Moreover, the CE also sets the PHYPortID actual values (the metadata values) and assigned OutputIndex for the values to the dispatch table in the LFB. When a packet arrives, a PHYPortID metadata is found associated with the packet, the metadata value is further used as a key to look up the dispatch table to find out an output port instance for the packet.

Currently the BasicMetadataDispatch LFB only allows the metadata value of the dispatch table entry be 32-bits integer. A metadata with other types of value is not supported in this version. A more complex metadata dispatch LFB may be defined in future version of the library. In that LFB, multiple tuples of metadata with more value types supported may be used to dispatch packets.

5.5.1.2. Components

This LFB has two components. One component is MetadataID and the other is MetadataDispatchTable. Each row entry of the dispatch table is a struct containing metadata value and the OutputIndex. Note that currently, the metadata value is only allowed to be 32-bits integer. The metadata value is also defined as a content key for the table. The concept of content key is a searching key for tables which is defined in the ForCES FE Model [[RFC5812](#)]. With the content key, CE can manipulate the table by means of a specific metadata value rather than by the table index only. See [[RFC5812](#)] document and also the ForCES Protocol [[RFC5810](#)] for more details on the definition and use of a content key.

5.5.1.3. Capabilities

This LFB does not have a list of capabilities

5.5.1.4. Events

This LFB does not have any events specified.

5.5.2. GenericScheduler

This is a preliminary generic scheduler LFB for abstracting a simple scheduling process.

5.5.2.1. Data Handling

There exist various kinds of scheduling strategies with various implementations. As a base LFB library, this document only defines a preliminary generic scheduler LFB for abstracting a simple scheduling process. Users may use this LFB as a basic LFB to further construct more complex scheduler LFBs by means of "inheritance" as described in [[RFC5812](#)].

Packets of any arbitrary frame type are received via a group input known as "PktsIn" with no additional metadata expected. This group input is capable of multiple input port instances. Each port instance may be connected to different upstream LFB output. Inside the LFB, it is abstracted that each input port instance is connected to a queue, and the queue is marked with a queue ID whose value is exactly the same as the index of corresponding group input port instance. Scheduling disciplines are applied to all queues and also all packets in the queues. The group input port property PortGroupLimits in ObjectLFB as defined by ForCES FE model[RFC5810] provides means for the CE to query the capability of total queue numbers the scheduler supports. The CE can then decide how many queues it may use for a scheduling application.

Scheduled packets are output from a singleton output port of the LFB known as "PktsOut" with no corresponding metadata.

More complex scheduler LFBs may be defined with more complex scheduling disciplines by succeeding this LFB. For instance, a priority scheduler LFB may be defined by inheriting this LFB and defining a component to indicate priorities for all input queues.

5.5.2.2. Components

The SchedulingDiscipline component is for the CE to specify a scheduling discipline to the LFB. Currently defined scheduling disciplines only include Round Robin (RR) strategy. The default scheduling discipline is RR then.

The QueueStats component is defined to allow CE to query every queue

status of the scheduler. It is an array component and each row of the array is a struct containing a queue ID. Currently defined queue status includes the queue depth in packets and the queue depth in bytes. Using the queue ID as the index, the CE can query every queue for its used length in unit of packets or bytes. Note that the QueueStats component is defined as optional to implementers.

5.5.2.3. Capabilities

The following capability is currently defined for the GenericScheduler.

- o The queue length limit providing the storage ability for every queue.

5.5.2.4. Events

This LFB does not have any events specified.

6. XML for LFB Library

```
<?xml version="1.0" encoding="UTF-8"?>
<LFBLibrary xmlns="urn:ietf:params:xml:ns:forces:lfbmodel:1.0"
  xmlns:xsi="http://www.w3.org/2001/XMLSchema-instance"
  provides="BaseLFBLibrary">
  <load library="BaseTypeLibrary"/>
  <LFBClassDefs>
    <LFBClassDef LFBClassID="3">
      <name>EtherPHYCop</name>
      <synopsis>
        The EtherPHYCop LFB describes an Ethernet interface
        which limits the physical media to copper.
      </synopsis>
      <version>1.0</version>
      <inputPorts>
        <inputPort>
          <name>EtherPHYIn</name>
          <synopsis>
            The input port of the EtherPHYCop LFB. It expects any
            type of Ethernet frame.
          </synopsis>
          <expectation>
            <frameExpected>
              <ref>EthernetAll</ref>
            </frameExpected>
          </expectation>
        </inputPort>
      </inputPorts>
      <outputPorts>
        <outputPort>
          <name>EtherPHYOut</name>
          <synopsis>
            The output port of the EtherPHYCop LFB. The output
            packet has the same Ethernet frame type with the
            input packet, associated with a metadata indicating
            the ID of the physical port.
          </synopsis>
          <product>
            <frameProduced>
              <ref>EthernetAll</ref>
            </frameProduced>
            <metadataProduced>
              <ref>PHYPortID</ref>
            </metadataProduced>
          </product>
        </outputPort>
      </outputPorts>
    </LFBClassDef>
  </LFBClassDefs>
</LFBLibrary>
```



```
</outputPorts>
<components>
  <component componentID="1" access="read-only">
    <name>PHYPortID</name>
    <synopsis>
      The identification of the physical port
    </synopsis>
    <typeRef>uint32</typeRef>
  </component>
  <component componentID="2" access="read-write">
    <name>AdminStatus</name>
    <synopsis>
      The port status administratively requested
    </synopsis>
    <typeRef>PortStatusType</typeRef>
    <defaultValue>2</defaultValue>
  </component>
  <component componentID="3" access="read-only">
    <name>OperStatus</name>
    <synopsis>
      The port actual operational status
    </synopsis>
    <typeRef>PortStatusType</typeRef>
  </component>
  <component componentID="4" access="read-write">
    <name>AdminLinkSpeed</name>
    <synopsis>
      The port link speed administratively requested
    </synopsis>
    <typeRef>LANSpeedType</typeRef>
    <defaultValue>LAN_SPEED_AUTO</defaultValue>
  </component>
  <component componentID="5" access="read-only">
    <name>OperLinkSpeed</name>
    <synopsis>
      The port actual operational link speed
    </synopsis>
    <typeRef>LANSpeedType</typeRef>
  </component>
  <component componentID="6" access="read-write">
    <name>AdminDuplexMode</name>
    <synopsis>
      The port duplex mode administratively requested
    </synopsis>
    <typeRef>DuplexType</typeRef>
    <defaultValue>Auto</defaultValue>
  </component>
  <component componentID="7" access="read-only">
```



```
<name>OperDuplexMode</name>
<synopsis>
  The port actual operational duplex mode
</synopsis>
<typeRef>DuplexType</typeRef>
</component>
<component componentID="8" access="read-only">
  <name>CarrierStatus</name>
  <synopsis>The carrier status of the port </synopsis>
  <typeRef>boolean</typeRef>
  <defaultValue>>false</defaultValue>
</component>
</components>
<capabilities>
  <capability componentID="30">
    <name>SupportedLinkSpeed</name>
    <synopsis>
      A list of link speeds the port supports
    </synopsis>
    <array>
      <typeRef>LANSpeedType</typeRef>
    </array>
  </capability>
  <capability componentID="31">
    <name>SupportedDuplexMode</name>
    <synopsis>
      A list of duplex modes the port supports
    </synopsis>
    <array>
      <typeRef>DuplexType</typeRef>
    </array>
  </capability>
</capabilities>
<events baseID="60">
  <event eventID="1">
    <name>PHYPortStatusChanged</name>
    <synopsis>
      An event reporting change on operational status of the
      physical port.
    </synopsis>
    <eventTarget>
      <eventField>OperStatus</eventField>
    </eventTarget>
    <eventChanged/>
    <eventReports>
      <eventReport>
        <eventField>OperStatus</eventField>
      </eventReport>
    </eventReports>
  </event>
</events>
```



```
    </eventReports>
  </event>
  <event eventID="2">
    <name>LinkSpeedChanged</name>
    <synopsis>
      An event reporting change on operational link speed
      of the physical port.
    </synopsis>
    <eventTarget>
      <eventField>OperLinkSpeed</eventField>
    </eventTarget>
    <eventChanged/>
    <eventReports>
      <eventReport>
        <eventField>OperLinkSpeed</eventField>
      </eventReport>
    </eventReports>
  </event>
  <event eventID="3">
    <name>DuplexModeChanged</name>
    <synopsis>
      An event reporting change on operational duplex mode
      of the physical port.
    </synopsis>
    <eventTarget>
      <eventField>OperDuplexMode</eventField>
    </eventTarget>
    <eventChanged/>
    <eventReports>
      <eventReport>
        <eventField>OperDuplexMode</eventField>
      </eventReport>
    </eventReports>
  </event>
</events>
</LFBClassDef>
<LFBClassDef LFBClassID="4">
  <name>EtherMACIn</name>
  <synopsis>
    EtherMACIn LFB describes an Ethernet port at MAC data link
    layer. The LFB describes Ethernet processing functions
    of MAC address locality check, deciding if the Ethernet
    packets should be bridged, providing Ethernet layer flow
    control, etc.
  </synopsis>
  <version>1.0</version>
  <inputPorts>
    <inputPort group="false">
```



```
<name>EtherPktsIn</name>
<synopsis>
  The input port of the EtherMACIn LFB. It expects any
  type of Ethernet frame.
</synopsis>
<expectation>
  <frameExpected>
    <ref>EthernetAll</ref>
  </frameExpected>
  <metadataExpected>
    <ref>PHYPortID</ref>
  </metadataExpected>
</expectation>
</inputPort>
</inputPorts>
<outputPorts>
  <outputPort group="false">
    <name>NormalPathOut</name>
    <synopsis>
      An output port in the EtherMACIn LFB. It outputs
      Ethernet packets to downstream LFBs for normal
      processing like Ethernet packet classification and
      other L3 IP layer processing.
    </synopsis>
    <product>
      <frameProduced>
        <ref>EthernetAll</ref>
      </frameProduced>
      <metadataProduced>
        <ref>PHYPortID</ref>
      </metadataProduced>
    </product>
  </outputPort>
  <outputPort>
    <name>L2BridgingPathOut</name>
    <synopsis>
      An output port in
      the EtherMACIn LFB. It outputs Ethernet packets
      to downstream LFBs for layer 2 bridging processing.
      The port is switched on or off by the
      L2BridgingPathEnable flag in the LFB.
    </synopsis>
    <product>
      <frameProduced>
        <ref>EthernetAll</ref>
      </frameProduced>
      <metadataProduced>
        <ref>PHYPortID</ref>
```



```
        </metadataProduced>
    </product>
</outputPort>
</outputPorts>
<components>
  <component componentID="1" access="read-write">
    <name>AdminStatus</name>
    <synopsis>
      The LFB status administratively requested, which has
      the same data type with a port status. Default is in
      'down' status.
    </synopsis>
    <typeRef>PortStatusType</typeRef>
    <defaultValue>2</defaultValue>
  </component>
  <component componentID="2" access="read-write">
    <name>LocalMACAddresses</name>
    <synopsis>
      Local MAC address(es) of the Ethernet port the LFB
      represents.
    </synopsis>
    <array>
      <typeRef>IEEEMAC</typeRef>
    </array>
  </component>
  <component componentID="3" access="read-write">
    <name>L2BridgingPathEnable</name>
    <synopsis>
      A flag indicating if the LFB L2 BridgingPath output
      port is enabled or not. Default is not enabled.
    </synopsis>
    <typeRef>boolean</typeRef>
    <defaultValue>false</defaultValue>
  </component>
  <component componentID="4" access="read-write">
    <name>PromiscuousMode</name>
    <synopsis>
      A flag indicating whether the LFB is in promiscuous
      mode or not. Default is not.
    </synopsis>
    <typeRef>boolean</typeRef>
    <defaultValue>false</defaultValue>
  </component>
  <component componentID="5" access="read-write">
    <name>TxFlowControl</name>
    <synopsis>
      A flag indicating whether transmit flow control is
      applied or not. Default is not.
    </synopsis>
```



```
</synopsis>
<optional/>
<typeRef>boolean</typeRef>
<defaultValue>>false</defaultValue>
</component>
<component componentID="6" access="read-write">
  <name>RxFlowControl</name>
  <synopsis>
    A flag indicating whether receive flow control is
    applied or not. Default is not.
  </synopsis>
  <optional/>
  <typeRef>boolean</typeRef>
  <defaultValue>>false</defaultValue>
</component>
<component componentID="7" access="read-reset">
  <name>MACInStats</name>
  <synopsis>
    The statistics of the EtherMACIn LFB
  </synopsis>
  <optional/>
  <typeRef>MACInStatsType</typeRef>
</component>
</components>
</LFBClassDef>
<LFBClassDef LFBClassID="5">
  <name>EtherClassifier</name>
  <synopsis>
    EtherClassifier LFB describes the process to decapsulate
    Ethernet packets and then classify them into various
    network layer packets according to information in the
    Ethernet headers. It is expected the LFB classifies packets
    by packet types like IPv4, IPv6, MPLS, ARP, ND, etc.
  </synopsis>
  <version>1.0</version>
  <inputPorts>
    <inputPort>
      <name>EtherPktsIn</name>
      <synopsis>
        Input port of Ethernet packets. PHYPortID metadata is
        always expected while LogicalPortID metadata is
        optionally expected to associate with every input
        Ethernet packet.
      </synopsis>
      <expectation>
        <frameExpected>
          <ref>EthernetAll</ref>
        </frameExpected>
      </expectation>
    </inputPort>
  </inputPorts>

```



```
<metadataExpected>
  <ref>PHYPortID</ref>
  <ref dependency="optional" defaultValue="0">
    LogicalPortID</ref>
  </metadataExpected>
</expectation>
</inputPort>
</inputPorts>
<outputPorts>
  <outputPort group="true">
    <name>ClassifyOut</name>
    <synopsis>
      A group port for output of Ethernet classifying
      results.
    </synopsis>
    <product>
      <frameProduced>
        <ref>Arbitrary</ref>
      </frameProduced>
      <metadataProduced>
        <ref>PHYPortID</ref>
        <ref>SrcMAC</ref>
        <ref>DstMAC</ref>
        <ref>EtherType</ref>
        <ref availability="conditional">VlanID</ref>
        <ref availability="conditional">VlanPriority</ref>
      </metadataProduced>
    </product>
  </outputPort>
  <outputPort group="false">
    <name>ExceptionOut</name>
    <synopsis>
      A singleton port for output of all Ethernet packets
      that fail the classifying process. An ExceptionID
      metadata indicates the failure reason.
    </synopsis>
    <product>
      <frameProduced>
        <ref>Arbitrary</ref>
      </frameProduced>
      <metadataProduced>
        <ref>ExceptionID</ref>
      </metadataProduced>
    </product>
  </outputPort>
</outputPorts>
<components>
  <component access="read-write" componentID="1">
```



```
<name>EtherDispatchTable</name>
<synopsis>
  An EtherDispatchTable array component which is defined
  in the LFB to dispatch every Ethernet packet to output
  ports according to logical port ID assigned by the
  VlanInputTable in the LFB and Ethernet type in the
  Ethernet packet header.
</synopsis>
<typeRef>EtherDispatchTableType</typeRef>
</component>
<component access="read-write" componentID="2">
  <name>VlanInputTable</name>
  <synopsis>
    A VlanInputTable array component which is defined in
    the LFB to classify VLAN Ethernet packets. Every input
    packet is assigned with a new LogicalPortID according
    to the packet incoming port ID and VLAN ID.
  </synopsis>
  <typeRef>VlanInputTableType</typeRef>
</component>
<component access="read-reset" componentID="3">
  <name>EtherClassifyStats</name>
  <synopsis>
    A table recording statistics on the Ethernet
    classifying process in the LFB.
  </synopsis>
  <optional/>
  <typeRef>EtherClassifyStatsTableType</typeRef>
</component>
</components>
</LFBClassDef>
<LFBClassDef LFBClassID="6">
  <name>EtherEncap</name>
  <synopsis>
    The EtherEncap LFB abstracts the process of encapsulating
    Ethernet headers onto received packets. The encapsulation
    is based on passed metadata.
  </synopsis>
  <version>1.0</version>
  <inputPorts>
    <inputPort group="false">
      <name>EncapIn</name>
      <synopsis>
        A input port receiving IPv4 and/or IPv6 packets for
        encapsulation. A MediaEncapInfoIndex metadata is
        expected and a VLAN priority metadata is optionally
        expected with every input packet.
      </synopsis>
```



```
<expectation>
  <frameExpected>
    <ref>IPv4</ref>
    <ref>IPv6</ref>
  </frameExpected>
  <metadataExpected>
    <ref>MediaEncapInfoIndex</ref>
    <ref dependency="optional" defaultValue="0">
      VlanPriority</ref>
  </metadataExpected>
</expectation>
</inputPort>
</inputPorts>
<outputPorts>
  <outputPort group="false">
    <name>SuccessOut</name>
    <synopsis>
      An output port for packets which have found Ethernet
      L2 information and have been successfully encapsulated
      into an Ethernet packet. A L2portID metadata is
      produced for every output packet.
    </synopsis>
    <product>
      <frameProduced>
        <ref>IPv4</ref>
        <ref>IPv6</ref>
      </frameProduced>
      <metadataProduced>
        <ref>L2PortID</ref>
      </metadataProduced>
    </product>
  </outputPort>
  <outputPort group="false">
    <name>ExceptionOut</name>
    <synopsis>
      An output port for packets that fail encapsulation
      in the LFB. An ExceptionID metadata indicates failure
      reason.
    </synopsis>
    <product>
      <frameProduced>
        <ref>IPv4</ref>
        <ref>IPv6</ref>
      </frameProduced>
      <metadataProduced>
        <ref>ExceptionID</ref>
        <ref>MediaEncapInfoIndex</ref>
        <ref availability="conditional">VlanPriority</ref>
      </metadataProduced>
    </product>
  </outputPort>
</outputPorts>
```



```
        </metadataProduced>
    </product>
</outputPort>
</outputPorts>
<components>
    <component componentID="1" access="read-write">
        <name>EncapTable</name>
        <synopsis>
            An array table for Ethernet encapsulation information
            lookup. Each row of the array contains destination MAC
            address, source MAC address, VLAN ID, and output
            logical L2 port ID.
        </synopsis>
        <typeRef>EncapTableType</typeRef>
    </component>
</components>
</LFBClassDef>
<LFBClassDef LFBClassID="7">
    <name>EtherMACOut</name>
    <synopsis>
        EtherMACOut LFB abstracts an Ethernet port at MAC data link
        layer. It specifically describes Ethernet packet process
        for output to physical port. A downstream LFB is usually an
        Ethernet physical LFB like EtherPHYcop LFB. Note that
        Ethernet output functions are closely related to Ethernet
        input functions, therefore some components defined in this
        LFB are as alias of EtherMACIn LFB.
    </synopsis>
    <version>1.0</version>
    <inputPorts>
        <inputPort group="false">
            <name>EtherPktsIn</name>
            <synopsis>
                The input port of the EtherMACOut LFB. It expects any
                type of Ethernet frame.
            </synopsis>
            <expectation>
                <frameExpected>
                    <ref>EthernetAll</ref>
                </frameExpected>
                <metadataExpected>
                    <ref>PHYPortID</ref>
                </metadataExpected>
            </expectation>
        </inputPort>
    </inputPorts>
    <outputPorts>
        <outputPort group="false">
```



```
<name>EtherPktsOut</name>
<synopsis>
  A port to output all Ethernet packets, each with a
  metadata indicating the physical port ID the packet
  is to go.
</synopsis>
<product>
  <frameProduced>
    <ref>EthernetAll</ref>
  </frameProduced>
  <metadataProduced>
    <ref>PHYPortID</ref>
  </metadataProduced>
</product>
</outputPort>
</outputPorts>
<components>
  <component componentID="1" access="read-write">
    <name>AdminStatus</name>
    <synopsis>
      The LFB status administratively requested, which has
      the same data type with a port status. The component
      is defined as alias of AdminStatus component in
      EtherMACIn LFB.
    </synopsis>
    <alias>PortStatusType</alias>
  </component>
  <component componentID="2" access="read-write">
    <name>MTU</name>
    <synopsis>Maximum transmission unit (MTU) </synopsis>
    <typeRef>uint32</typeRef>
  </component>
  <component componentID="3" access="read-write">
    <name>TxFlowControl</name>
    <synopsis>
      A flag indicating whether transmit flow control is
      applied, defined as alias of TxFlowControl component
      in EtherMACIn LFB.
    </synopsis>
    <optional/>
    <alias>boolean</alias>
  </component>
  <component componentID="4" access="read-write">
    <name>RxFlowControl</name>
    <synopsis>
      A flag indicating whether receive flow control is
      applied, defined as alias of RxFlowControl component
      in EtherMACIn LFB.
```



```
</synopsis>
<optional/>
<alias>boolean</alias>
</component>
<component componentID="5" access="read-reset">
  <name>MACOutStats</name>
  <synopsis>
    The statistics of the EtherMACOut LFB
  </synopsis>
  <optional/>
  <typeRef>MACOutStatsType</typeRef>
</component>
</components>
</LFBClassDef>
<LFBClassDef LFBClassID="8">
  <name>IPv4Validator</name>
  <synopsis>
    This LFB performs IPv4 validation according to RFC1812 and
    its updates. The IPv4 packet will be output to the
    corresponding LFB port, indicating whether the packet is
    unicast, multicast or whether an exception has occurred or
    the validation failed.
  </synopsis>
  <version>1.0</version>
  <inputPorts>
    <inputPort>
      <name>ValidatePktsIn</name>
      <synopsis>
        Input port for data packets to be validated
      </synopsis>
      <expectation>
        <frameExpected>
          <ref>Arbitrary</ref>
        </frameExpected>
      </expectation>
    </inputPort>
  </inputPorts>
  <outputPorts>
    <outputPort>
      <name>IPv4UnicastOut</name>
      <synopsis>
        Output port for validated IPv4 unicast packets
      </synopsis>
      <product>
        <frameProduced>
          <ref>IPv4Unicast</ref>
        </frameProduced>
      </product>
    </outputPort>
  </outputPorts>

```



```
</outputPort>
<outputPort>
  <name>IPv4MulticastOut</name>
  <synopsis>
    Output port for validated IPv4 multicast packets
  </synopsis>
  <product>
    <frameProduced>
      <ref>IPv4Multicast</ref>
    </frameProduced>
  </product>
</outputPort>
<outputPort>
  <name>ExceptionOut</name>
  <synopsis>
    Output port for all packets with exceptional cases
    when validating. An ExceptionID metadata indicates
    the exception case type.
  </synopsis>
  <product>
    <frameProduced>
      <ref>IPv4</ref>
    </frameProduced>
    <metadataProduced>
      <ref>ExceptionID</ref>
    </metadataProduced>
  </product>
</outputPort>
<outputPort>
  <name>FailOut</name>
  <synopsis>
    Output port for packets failed validating process.
    A ValidateErrorID metadata indicates the error type
    or failure reason.
  </synopsis>
  <product>
    <frameProduced>
      <ref>IPv4</ref>
    </frameProduced>
    <metadataProduced>
      <ref>ValidateErrorID</ref>
    </metadataProduced>
  </product>
</outputPort>
</outputPorts>
<components>
  <component access="read-write" componentID="1">
    <name>IPv4ValidatorStats</name>
```



```
<synopsis>
  The statistics information for validating process in
  the LFB.
</synopsis>
<optional/>
<typeRef>IPv4ValidatorStatsType</typeRef>
</component>
</components>
</LFBClassDef>
<LFBClassDef LFBClassID="9">
  <name>IPv6Validator</name>
  <synopsis>
    This LFB performs IPv6 validation according to RFC2460 and
    its updates. Then the IPv6 packet will be output to the
    corresponding port, indicating whether the packet is a
    unicast or a multicast one, an exception has occurred or
    the validation failed.
  </synopsis>
  <version>1.0</version>
  <inputPorts>
    <inputPort>
      <name>ValidatePktsIn</name>
      <synopsis>
        Input port for data packets to be validated
      </synopsis>
      <expectation>
        <frameExpected>
          <ref>Arbitrary</ref>
        </frameExpected>
      </expectation>
    </inputPort>
  </inputPorts>
  <outputPorts>
    <outputPort>
      <name>IPv6UnicastOut</name>
      <synopsis>
        Output port for validated IPv6 unicast packets
      </synopsis>
      <product>
        <frameProduced>
          <ref>IPv6Unicast</ref>
        </frameProduced>
      </product>
    </outputPort>
    <outputPort>
      <name>IPv6MulticastOut</name>
      <synopsis>
        Output port for validated IPv6 multicast packets
```



```
</synopsis>
<product>
  <frameProduced>
    <ref>IPv6Multicast</ref>
  </frameProduced>
</product>
</outputPort>
<outputPort>
  <name>ExceptionOut</name>
  <synopsis>
    Output port for packets with exceptional cases when
    validating. An ExceptionID metadata indicates the
    exception case type.
  </synopsis>
  <product>
    <frameProduced>
      <ref>IPv6</ref>
    </frameProduced>
    <metadataProduced>
      <ref>ExceptionID</ref>
    </metadataProduced>
  </product>
</outputPort>
<outputPort>
  <name>FailOut</name>
  <synopsis>
    Output port for packets failed validating process.
    A ValidateErrorID metadata indicates the error type
    or failure reason.
  </synopsis>
  <product>
    <frameProduced>
      <ref>IPv6</ref>
    </frameProduced>
    <metadataProduced>
      <ref>ValidateErrorID</ref>
    </metadataProduced>
  </product>
</outputPort>
</outputPorts>
<components>
  <component access="read-write" componentID="1">
    <name>IPv6ValidatorStats</name>
    <synopsis>
      The statistics information for validating process in
      the LFB.
    </synopsis>
  </component>
</components>
```



```
<typeRef>IPv6ValidatorStatsType</typeRef>
</component>
</components>
</LFBClassDef>
<LFBClassDef LFBClassID="10">
  <name>IPv4UcastLPM</name>
  <synopsis>
    The IPv4UcastLPM LFB abstracts the IPv4 unicast Longest
    Prefix Match (LPM) process. This LFB supports to implement
    equal-cost multi-path routing (ECMP) and reverse path
    forwarding (RPF).
  </synopsis>
  <version>1.0</version>
  <inputPorts>
    <inputPort group="false">
      <name>PktsIn</name>
      <synopsis>
        A port for input of packets to be processed. IPv4
        unicast packets are expected.
      </synopsis>
      <expectation>
        <frameExpected>
          <ref>IPv4Unicast</ref>
        </frameExpected>
      </expectation>
    </inputPort>
  </inputPorts>
  <outputPorts>
    <outputPort group="false">
      <name>NormalOut</name>
      <synopsis>
        An output port to output IPv4 unicast packets
        successfully passed the LPM lookup. A HopSelector
        metadata is produced to associate every output packet
        for downstream LFB to do next hop action.
      </synopsis>
      <product>
        <frameProduced>
          <ref>IPv4Unicast</ref>
        </frameProduced>
        <metadataProduced>
          <ref>HopSelector</ref>
        </metadataProduced>
      </product>
    </outputPort>
    <outputPort group="false">
      <name>ECMPOut</name>
      <synopsis>
```


The port to output packets needing further ECMP processing. A downstream ECMP processing LFB is usually followed to the port. If ECMP is not required, no downstream LFB may be connected to the port.

</synopsis>

<product>

<frameProduced>

<ref>IPv4Unicast</ref>

</frameProduced>

<metadataProduced>

<ref>HopSelector</ref>

</metadataProduced>

</product>

</outputPort>

<outputPort group="false">

<name>ExceptionOut</name>

<synopsis>

The port to output all packets with exceptional cases happened during LPM process. An ExceptionID metadata is associated to indicate what caused the exception.

</synopsis>

<product>

<frameProduced>

<ref>IPv4Unicast</ref>

</frameProduced>

<metadataProduced>

<ref>ExceptionID</ref>

</metadataProduced>

</product>

</outputPort>

</outputPorts>

<components>

<component componentID="1" access="read-write">

<name>IPv4PrefixTable</name>

<synopsis>

A table for IPv4 Longest Prefix Match(LPM). The destination IPv4 address of every input packet is used as a search key to look up the table to find out a next hop selector.

</synopsis>

<typeRef>IPv4PrefixTableType</typeRef>

</component>

<component componentID="2" access="read-reset">

<name>IPv4UcastLPMStats</name>

<synopsis>

The statistics information for the IPv4 unicast LPM process in the LFB.

</synopsis>


```
        <optional/>
        <typeRef>IPv4UcastLPMStatsType</typeRef>
    </component>
</components>
</LFBClassDef>
<LFBClassDef LFBClassID="11">
    <name>IPv6UcastLPM</name>
    <synopsis>
        The IPv6UcastLPM LFB abstracts the IPv6 unicast Longest
        Prefix Match (LPM) process. This LFB supports to implement
        equal-cost multi-path routing (ECMP) and reverse path
        forwarding (RPF).
    </synopsis>
    <version>1.0</version>
    <inputPorts>
        <inputPort group="false">
            <name>PktsIn</name>
            <synopsis>
                A port for input of packets to be processed. IPv6
                unicast packets are expected.
            </synopsis>
            <expectation>
                <frameExpected>
                    <ref>IPv6Unicast</ref>
                </frameExpected>
            </expectation>
        </inputPort>
    </inputPorts>
    <outputPorts>
        <outputPort group="false">
            <name>NormalOut</name>
            <synopsis>
                An output port to output IPv6 unicast packets
                successfully passed the LPM lookup. A HopSelector
                metadata is produced to associate every output packet
                for downstream LFB to do next hop action.
            </synopsis>
            <product>
                <frameProduced>
                    <ref>IPv6Unicast</ref>
                </frameProduced>
                <metadataProduced>
                    <ref>HopSelector</ref>
                </metadataProduced>
            </product>
        </outputPort>
        <outputPort group="false">
            <name>ECMPOut</name>
```



```
<synopsis>
  The port to output packets needing further ECMP
  processing. A downstream ECMP processing LFB is usually
  followed to the port. If ECMP is not required, no
  downstream LFB may be connected to the port.
</synopsis>
<product>
  <frameProduced>
    <ref>IPv6Unicast</ref>
  </frameProduced>
  <metadataProduced>
    <ref>HopSelector</ref>
  </metadataProduced>
</product>
</outputPort>
<outputPort group="false">
  <name>ExceptionOut</name>
  <synopsis>
    The port to output all packets with exceptional cases
    happened during LPM process. An ExceptionID metadata
    is associated to indicate what caused the exception.
  </synopsis>
  <product>
    <frameProduced>
      <ref>IPv6Unicast</ref>
    </frameProduced>
    <metadataProduced>
      <ref>ExceptionID</ref>
    </metadataProduced>
  </product>
</outputPort>
</outputPorts>
<components>
  <component componentID="1" access="read-write">
    <name>IPv6PrefixTable</name>
    <synopsis>
      A table for IPv6 Longest Prefix Match(LPM). The
      destination IPv6 address of every input packet is
      used as a search key to look up the table to find
      out a next hop selector.
    </synopsis>
    <typeRef>IPv6PrefixTableType</typeRef>
  </component>
  <component componentID="2" access="read-reset">
    <name>IPv6UcastLPMStats</name>
    <synopsis>
      The statistics information for the IPv6 unicast LPM
      process in the LFB.
```



```

        </synopsis>
        <optional/>
        <typeRef>IPv6UcastLPMStatsType</typeRef>
    </component>
</components>
</LFBClassDef>
<LFBClassDef LFBClassID="12">
    <name>IPv4NextHop</name>
    <synopsis>
        The IPv4NextHop LFB abstracts the process of next hop
        information application to IPv4 packets. It receives an IPv4
        packet with an associated next hop identifier (HopSelector),
        uses the identifier as a table index to look up a next hop
        table to find an appropriate output port. The data
        processing also involves the forwarding TTL decrement and
        IP checksum recalculation.
    </synopsis>
    <version>1.0</version>
    <inputPorts>
        <inputPort group="false">
            <name>PktsIn</name>
            <synopsis>
                A port for input of unicast IPv4 packets, along with
                a HopSelector metadata.
            </synopsis>
            <expectation>
                <frameExpected>
                    <ref>IPv4Unicast</ref>
                </frameExpected>
                <metadataExpected>
                    <ref>HopSelector</ref>
                </metadataExpected>
            </expectation>
        </inputPort>
    </inputPorts>
    <outputPorts>
        <outputPort group="true">
            <name>SuccessOut</name>
            <synopsis>
                The group port for output of packets who successfully
                found next hop information. Some metadata are
                associated with every packet.
            </synopsis>
            <product>
                <frameProduced>
                    <ref>IPv4Unicast</ref>
                </frameProduced>
                <metadataProduced>

```



```
        <ref>L3PortID</ref>
        <ref>NextHopIPv4Addr</ref>
        <ref availability="conditional">
          MediaEncapInfoIndex</ref>
      </metadataProduced>
    </product>
  </outputPort>
  <outputPort group="false">
    <name>ExceptionOut</name>
    <synopsis>
      The output port for packets with exceptional or
      failure case. An ExceptionID metadata indicates what
      caused the case.
    </synopsis>
    <product>
      <frameProduced>
        <ref>IPv4Unicast</ref>
      </frameProduced>
      <metadataProduced>
        <ref>ExceptionID</ref>
      </metadataProduced>
    </product>
  </outputPort>
</outputPorts>
<components>
  <component componentID="1">
    <name>IPv4NextHopTable</name>
    <synopsis>
      The IPv4NextHopTable component. A
      HopSelector is used to match the table index
      to find out a row which contains the next hop
      information result.
    </synopsis>
    <typeRef>IPv4NextHopTableType</typeRef>
  </component>
</components>
</LFBClassDef>
<LFBClassDef LFBClassID="13">
  <name>IPv6NextHop</name>
  <synopsis>
    The LFB abstracts the process of next hop information
    application to IPv6 packets. It receives an IPv6 packet
    with an associated next hop identifier (HopSelector),
    uses the identifier as a table index to look up a next hop
    table to find an appropriate output port.
  </synopsis>
  <version>1.0</version>
  <inputPorts>
```



```
<inputPort group="false">
  <name>PktsIn</name>
  <synopsis>
    A port for input of unicast IPv6 packets, along with
    a HopSelector metadata.
  </synopsis>
  <expectation>
    <frameExpected>
      <ref>IPv6Unicast</ref>
    </frameExpected>
    <metadataExpected>
      <ref>HopSelector</ref>
    </metadataExpected>
  </expectation>
</inputPort>
</inputPorts>
<outputPorts>
  <outputPort group="true">
    <name>SuccessOut</name>
    <synopsis>
      The group port for output of packets who successfully
      found next hop information. Some metadata are
      associated with every packet.
    </synopsis>
    <product>
      <frameProduced>
        <ref>IPv6Unicast</ref>
      </frameProduced>
      <metadataProduced>
        <ref>L3PortID</ref>
        <ref>NextHopIPv6Addr</ref>
        <ref availability="conditional">
          MediaEncapInfoIndex</ref>
      </metadataProduced>
    </product>
  </outputPort>
  <outputPort group="false">
    <name>ExceptionOut</name>
    <synopsis>
      The output port for packets with exceptional or
      failure case. An ExceptionID metadata indicates what
      caused the case.
    </synopsis>
    <product>
      <frameProduced>
        <ref>IPv6Unicast</ref>
      </frameProduced>
      <metadataProduced>
```



```
        <ref>ExceptionID</ref>
      </metadataProduced>
    </product>
  </outputPort>
</outputPorts>
<components>
  <component componentID="1">
    <name>IPv6NextHopTable</name>
    <synopsis>
      The IPv6NextHopTable component. A HopSelector is used
      to match the table index to find out a row which
      contains the next hop information result.
    </synopsis>
    <typeRef>IPv6NextHopTableType</typeRef>
  </component>
</components>
</LFBClassDef>
<LFBClassDef LFBClassID="14">
  <name>RedirectIn</name>
  <synopsis>
    The RedirectIn LFB abstracts the process for the ForCES CE to
    inject data packets into the ForCES FE LFBs.
  </synopsis>
  <version>1.0</version>
  <outputPorts>
    <outputPort group="true">
      <name>PktsOut</name>
      <synopsis>
        The output port of RedirectIn LFB, which is defined as
        a group port type. From LFB topology point of view,
        the RedirectIn LFB acts as a source point for data
        packets coming from CE, therefore the LFB is
        defined with a singleton output port (and no input
        port).
      </synopsis>
    </outputPort>
  </outputPorts>
  <components>
    <component componentID="1">
      <name>NumPacketsReceived</name>
      <synopsis>
        Number of packets received from CE.
      </synopsis>
    </component>
  </components>
</LFBClassDef>
```



```
<optional/>
<typeRef>uint64</typeRef>
</component>
</components>
</LFBClassDef>
<LFBClassDef LFBClassID="15">
  <name>RedirectOut</name>
  <synopsis>
    The RedirectOut LFB abstracts the process for LFBs in a
    ForCES FE to deliver data packets to the ForCES CE.
  </synopsis>
  <version>1.0</version>
  <inputPorts>
    <inputPort group="false">
      <name>PktsIn</name>
      <synopsis>
        The input port for the RedirectOut LFB. From the LFB's
        topology point of view, the RedirectOut LFB acts as a
        sink point for data packets going to the CE, therefore
        RedirectOut LFB is defined with a singleton input
        port (and no output port).
      </synopsis>
      <expectation>
        <frameExpected>
          <ref>Arbitrary</ref>
        </frameExpected>
      </expectation>
    </inputPort>
  </inputPorts>
  <components>
    <component componentID="1">
      <name>NumPacketsSent</name>
      <synopsis>
        Numble of packets sent to CE.
      </synopsis>
      <optional/>
      <typeRef>uint64</typeRef>
    </component>
  </components>
</LFBClassDef>
<LFBClassDef LFBClassID="16">
  <name>BasicMetadataDispatch</name>
  <synopsis>
    The BasicMetadataDispatch LFB is defined to abstract the
    process by which packets are dispatched to various output
    paths based on associated metadata value. Current version of
    the LFB only allows the metadata value be 32-bits integer.
  </synopsis>
```



```
<version>1.0</version>
<inputPorts>
  <inputPort>
    <name>PktsIn</name>
    <synopsis>
      The packet input port for dispatching. Every input
      packet should be associated with a metadata that will
      be used by the LFB to do the dispatch.
    </synopsis>
    <expectation>
      <frameExpected>
        <ref>Arbitrary</ref>
      </frameExpected>
      <metadataExpected>
        <ref>Arbitrary</ref>
      </metadataExpected>
    </expectation>
  </inputPort>
</inputPorts>
<outputPorts>
  <outputPort group="true">
    <name>PktsOut</name>
    <synopsis>
      The group output port which outputs dispatching
      results. A packet with its associated metadata having
      found an OutputIndex by successfully looking up the
      dispatch table will be output to the group port
      instance with the corresponding index.
    </synopsis>
    <product>
      <frameProduced>
        <ref>Arbitrary</ref>
      </frameProduced>
    </product>
  </outputPort>
  <outputPort group="false">
    <name>ExceptionOut</name>
    <synopsis>
      The output port which outputs packets which failed
      to process. An ExceptionID metadata indicates what
      caused the exception.
    </synopsis>
    <product>
      <frameProduced>
        <ref>Arbitrary</ref>
      </frameProduced>
      <metadataProduced>
        <ref>ExceptionID</ref>
      </metadataProduced>
    </product>
  </outputPort>
</outputPorts>
```



```
        </metadataProduced>
    </product>
</outputPort>
</outputPorts>
<components>
  <component access="read-write" componentID="1">
    <name>MetadataID</name>
    <synopsis>
      The ID of the metadata to be
      used for dispatching packets.
    </synopsis>
    <typeRef>uint32</typeRef>
  </component>
  <component access="read-write" componentID="2">
    <name>MetadataDispatchTable</name>
    <synopsis>
      The MetadataDispatchTable component, which contains
      entries of a metadata value and an output index,
      specifying that a packet with the metadata value must
      go out from the instance with the output index of the
      LFB group output port.
    </synopsis>
    <typeRef>MetadataDispatchTableType</typeRef>
  </component>
</components>
</LFBClassDef>
<LFBClassDef LFBClassID="17">
  <name>GenericScheduler</name>
  <synopsis>
    This is a preliminary generic scheduler LFB abstracting
    a simple scheduling process, which may be used as a
    basic LFB to construct a more complex scheduler LFB.
  </synopsis>
  <version>1.0</version>
  <inputPorts>
    <inputPort group="true">
      <name>PktsIn</name>
      <synopsis>
        The group input port of the LFB. Inside the LFB,
        each instance of the group port is connected to
        a queue marked with a queue ID, whose value is
        index of the port instance.
      </synopsis>
      <expectation>
        <frameExpected>
          <ref>Arbitrary</ref>
        </frameExpected>
      </expectation>
    </inputPort>
  </inputPorts>

```



```
</inputPort>
</inputPorts>
<outputPorts>
  <outputPort>
    <name>PktsOut</name>
    <synopsis>
      The output port of the LFB. Scheduled packets are
      output from the port.
    </synopsis>
    <product>
      <frameProduced>
        <ref>Arbitrary</ref>
      </frameProduced>
    </product>
  </outputPort>
</outputPorts>
<components>
  <component access="read-write" componentID="1">
    <name>SchedulingDiscipline</name>
    <synopsis>
      The SchedulingDiscipline component, which is for the
      CE to specify a scheduling discipline to the LFB.
    </synopsis>
    <typeRef>SchdDisciplineType</typeRef>
    <defaultValue>1</defaultValue>
  </component>
  <component access="read-only" componentID="2">
    <name>QueueStats</name>
    <synopsis>
      The QueueStats component, which is defined to allow
      CE to query every queue statistics in the scheduler.
    </synopsis>
    <optional/>
    <typeRef>QueueStatsTableType</typeRef>
  </component>
</components>
<capabilities>
  <capability componentID="30">
    <name>QueueLenLimit</name>
    <synopsis>
      The QueueLenLimit capability, which specifies
      maximum length of each queue. The length unit is in
      bytes.
    </synopsis>
    <typeRef>uint32</typeRef>
  </capability>
</capabilities>
</LFBClassDef>
```



```
</LFBClassDefs>  
</LFBLibrary>
```

7. LFB Class Use Cases

This section demonstrates examples on how the LFB classes defined by the Base LFB library in [Section 6](#) can be applied to achieve some typical router functions. The functions demonstrated are:

- o IPv4 forwarding
- o ARP processing

It is assumed the LFB topology on the FE described has already been established by the CE and maps to the use cases illustrated in this section.

The use cases demonstrated in this section are mere examples and by no means should be treated as the only way one would construct router functionality from LFBs; based on the capability of the FE(s), a CE should be able to express different NE applications.

7.1. IPv4 Forwarding

Figure 2 shows the typical LFB processing path for an IPv4 unicast forwarding case with Ethernet media interfaces by use of the base LFB classes. Note that in the figure, to focus on the IP forwarding function, some inputs or outputs of LFBs that are not related to the IPv4 forwarding function are not shown. For example, an EtherClassifier LFB normally has two output ports: a "ClassifyOut" group output port and a "ExceptionOut" singleton output port, with the group port contains various port instances according to various classified packet types([Section 5.1.3](#)). While in this figure, only the IPv4 and IPv6 packet output port instances are shown for displaying the mere IPv4 forwarding processing function.

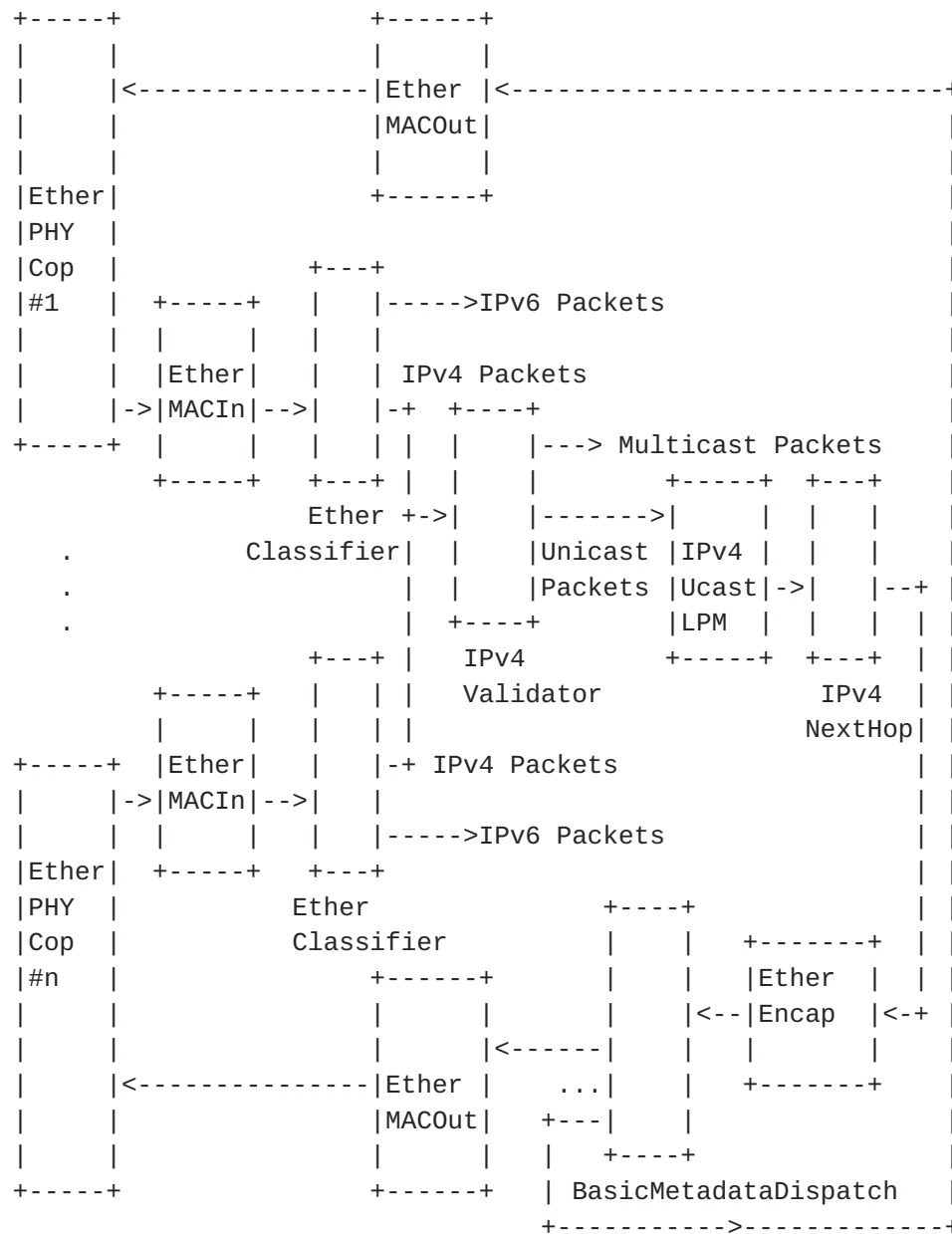


Figure 2: LFB use case for IPv4 forwarding

In the LFB use case, a number of EtherPHYCOP LFB([Section 5.1.1](#)) instances are used to describe physical layer functions of the ports. PHYPortID metadata is generated by EtherPHYCOP LFB and is used by all the subsequent downstream LFBs. An EtherMACIn LFB([Section 5.1.2](#)), which describe the MAC layer processing, follows every EtherPHYCOP LFB. The EtherMACIn LFB may do a locality check of MAC addresses if the CE configures the appropriate EtherMACIn LFB component.

Ethernet packets out of the EtherMACIn LFB are sent to an

EtherClassifier LFB ([Section 5.1.3](#)) to be decapsulated and classified into network layer types like IPv4, IPv6, ARP, etc. In the example use case, every physical Ethernet interface is associated with one Classifier instance; although not illustrated, it is also feasible that all physical interfaces are associated with only one Ethernet Classifier instance.

EtherClassifier uses the PHYPortID metadata, the Ethernet type of the input packet, and VlanID (if present in the input Ethernet packets), to decide the packet network layer type and the LFB output port to the downstream LFB. The EtherClassifier LFB also assigns a new logical port ID metadata to the packet for later use. The EtherClassifier may also generate some new metadata for every packet like EtherType, SrcMAC, DstMAC, LogicPortID, etc for consumption by downstream LFBs.

If a packet is classified as an IPv4 packet, it is sent downstream to an IPv4Validator LFB ([Section 5.2.1](#)) to validate the IPv4 packet. In the validator LFB, IPv4 packets are validated and are additionally classified into either IPv4 unicast packets or multicast packets. IPv4 unicast packets are sent to downstream to the IPv4UcastLPM LFB ([Section 5.3.1](#)).

The IPv4UcastLPM LFB is where the longest prefix match decision is made, and a next hop selection is selected. The next hop ID metadata is generated by the IPv4UcastLPM LFB to be consumed downstream by the IPv4NextHop LFB ([Section 5.3.2](#)).

The IPv4NextHop LFB uses the next hop ID metadata to do derive where the packet is to go next and the media encapsulation type for the port, etc. The IPv4NextHop LFB generates the L3PortID metadata used to identify a next hop output physical/logical port. In the example use case, the next hop output port is an Ethernet type; as a result, the packet and its L3 port ID metadata are sent downstream to an EtherEncap LFB ([Section 5.1.4](#)).

The EtherEncap LFB encapsulates the incoming packet into an Ethernet frame. A BasicMetadataDispatch LFB ([Section 5.5.1](#)) follows the EtherEncap LFB. The BasicMetadataDispatch LFB is where packets are finally dispatched to different output physical/logical ports based on the L3PortID metadata sent to the LFB.

[7.2.](#) ARP processing

Figure 3 shows the processing path for ARP protocol in the case the CE implements the ARP processing function. By no means is this the only way ARP processing could be achieved; as an example ARP processing could happen at the FE - but that discussion is out of

scope for this use case.

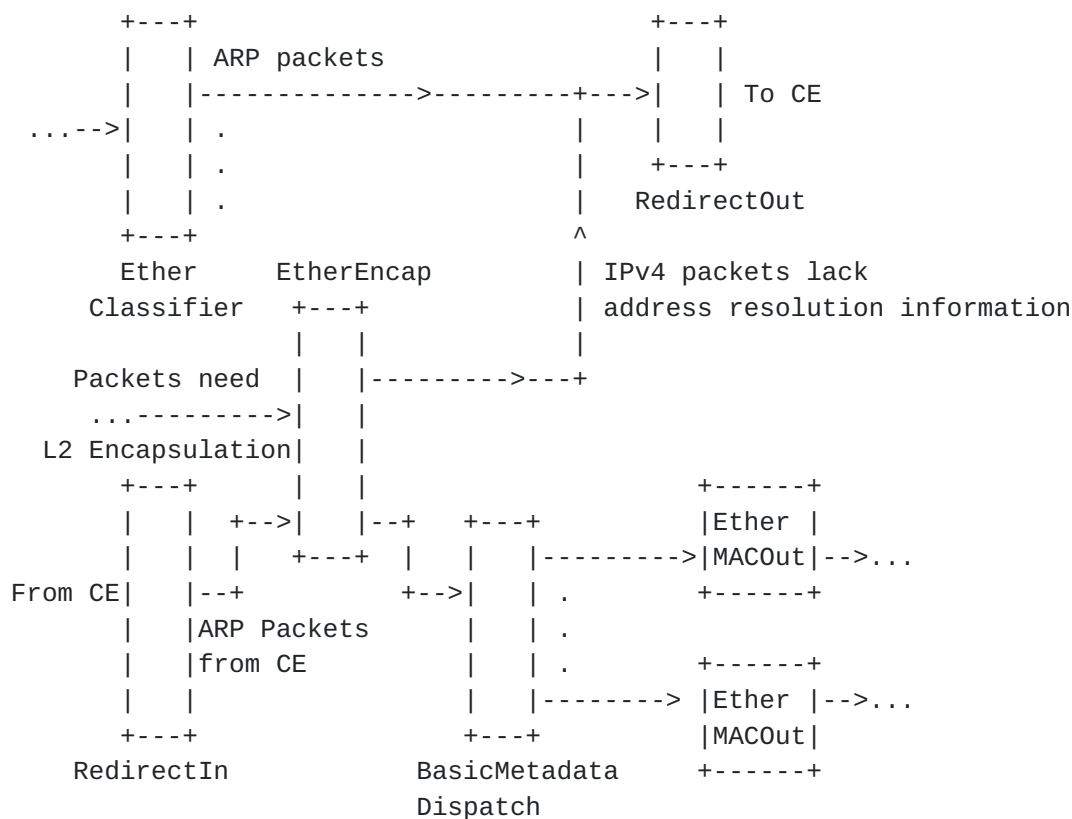


Figure 3: LFB use case for ARP

There are two ways ARP processing could be triggered in the CE as illustrated in Figure 3:

- o ARP packets arriving from outside of the NE.
- o IPV4 packets failing to resolve within the FE.

ARP packets from network interfaces are filtered out by **EtherClassifier** LFB. The classified ARP packets and associated metadata are then sent downstream to the **RedirectOut** LFB ([Section 5.4.2](#)) to be transported to CE.

The **EtherEncap** LFB, as described in [Section 5.1.4](#), receives packets that need Ethernet L2 encapsulating. When the **EtherEncap** LFB fails to find the necessary L2 Ethernet information to encapsulate the packet with, it outputs the packet to its **ExceptionOut** LFB port. Downstream to **EtherEncap** LFB's **ExceptionOut** LFB port is the **RedirectOut** LFB which transports the packet to the CE ([Section 5.1.4](#) on **EtherEncap** LFB for details).

To achieve its goal, the CE needs to generate ARP request and response packets and send them to external (to the NE) networks. ARP request and response packets from the CE are redirected to an FE via a RedirectIn LFB ([Section 5.4.1](#)).

As was the case with forwarded IPv4 packets, outgoing ARP packets are also encapsulated to Ethernet format by the EtherEncap LFB, and then dispatched to different interfaces via a BasicMetadataDispatch LFB. The BasicMetadataDispatch LFB dispatches the packets according to the L3PortID metadata included in every ARP packet sent from CE.

8. Contributors

The authors would like to thank Jamal Hadi Salim, Ligang Dong, and Fenggen Jia who made major contributions to the development of this document.

Jamal Hadi Salim
Mojatatu Networks
Ottawa, Ontario
Canada
Email: hadi@mojatatu.com

Ligang Dong
Zhejiang Gongshang University
149 Jiaogong Road
Hangzhou 310035
P.R.China
Phone: +86-571-28877751
Email: donglg@mail.zjgsu.edu.cn

Fenggen Jia
National Digital Switching Center(NDSC)
Jianxue Road
Zhengzhou 452000
P.R.China
Email: jfg@mail.ndsc.com.cn

9. Acknowledgements

This document is based on earlier documents from Joel Halpern, Ligang Dong, Fenggen Jia and Weiming Wang.

10. IANA Considerations

IANA has created a registry of ForCES LFB Class Names and the corresponding ForCES LFB Class Identifiers, with the location of the definition of the ForCES LFB Class, in accordance with the rules to use the namespace.

The LFB library in this document needs for unique class names and numeric class identifiers of all LFBs. Besides, this document also needs to define the following namespaces:

- o Metadata ID, defined in [Section 4.3](#) and [Section 4.4](#)
- o Exception ID, defined in [Section 4.4](#)
- o Validate Error ID, defined in [Section 4.4](#)

10.1. LFB Class Names and LFB Class Identifiers

LFB classes defined by this document belongs to IETF defined LFBs by Standard Track RFCs. According to IANA, the identifier namespace for these LFB classes is from 3 to 65535.

The assignment of LFB class names and LFB class identifiers is as in the following table.

LFB Class Identifier	LFB Class Name	Description	Reference
3	EtherPHYCop	Define an Ethernet port abstracted at physical layer.	RFC????(this document) Section 5.1.1
4	EtherMACIn	Define an Ethernet input port at MAC data link layer.	RFC???? Section 5.1.2
5	EtherClassifier	Define the process to decapsulate Ethernet packets and classify the packets.	RFC???? Section 5.1.3
6	EtherEncap	Define the process to encapsulate IP packets to Ethernet packets.	RFC???? Section 5.1.4

7	EtherMACOut	Define an Ethernet output port at MAC data link layer.	RFC ???? Section 5.1.5
8	IPv4Validator	Perform IPv4 packets validation.	RFC ???? Section 5.2.1
9	IPv6Validator	Perform IPv6 packets validation.	RFC ???? Section 5.2.2
10	IPv4UcastLPM	Perform IPv4 Longest Prefix Match Lookup.	RFC ???? Section 5.3.1
11	IPv6UcastLPM	Perform IPv6 Longest Prefix Match Lookup.	RFC ???? Section 5.3.3
12	IPv4NextHop	Define the process of selecting Ipv4 next hop action.	RFC ??? Section 5.3.2
13	IPv6NextHop	Define the process of selecting Ipv6 next hop action.	RFC ??? Section 5.3.4
14	RedirectIn	Define the process for CE to inject data packets into FE LFB topology.	RFC ??? Section 5.4.1
15	RedirectOut	Define the process for LFBs in FE to deliver data packets to CE.	RFC ??? Section 5.4.2
16	BasicMetadata Dispatch	Dispatch input packets to a group output according to a metadata	RFC ??? Section 5.5.1
17	Generic Scheduler	Define a preliminary generic scheduling process.	RFC ???? Section 5.5.2

Table 1

10.2. Metadata ID

The Metadata ID namespace is 32 bits long. The following is the guideline for managing the namespace.

Metadata ID 0x00000000-0x7FFFFFFF

Metadata with IDs in this range are Specification Required [RFC5226]. A metadata ID using this range MUST be documented in an RFC or other permanent and readily available references.

Values assigned by this specification:

Value	Name	Definition
0x00000001	PHYPortID	See Section 4.4
0x00000002	SrcMAC	See Section 4.4
0x00000003	DstMAC	See Section 4.4
0x00000004	LogicalPortID	See Section 4.4
0x00000005	EtherType	See Section 4.4
0x00000006	VlanID	See Section 4.4
0x00000007	VlanPriority	See Section 4.4
0x00000008	NextHopIPv4Addr	See Section 4.4
0x00000009	NextHopIPv6Addr	See Section 4.4
0x0000000A	HopSelector	See Section 4.4
0x0000000B	ExceptionID	See Section 4.4
0x0000000C	ValidateErrorID	See Section 4.4
0x0000000D	L3PortID	See Section 4.4
0x0000000E	RedirectIndex	See Section 4.4
0x0000000F	MediaEncapInfoIndex	See Section 4.4

Table 2

Metadata ID 0x80000000-0xFFFFFFFF

Metadata IDs in this range are reserved for vendor private extensions and are the responsibility of individuals.

10.3. Exception ID

The Exception ID namespace is 32 bits long. The following is the guideline for managing the namespace.

Exception ID 0x00000000-0x7FFFFFFF

Exception IDs in this range are Specification Required [RFC5226]. An exception ID using this range MUST be documented in an RFC or other permanent and readily available references.

Values assigned by this specification:

Value	Name	Definition
0x00000000	AnyUnrecognizedExceptionCase	See Section 4.4
0x00000001	ClassifyNoMatching	See Section 4.4
0x00000002	MediaEncapInfoIndexInvalid	See Section 4.4
0x00000003	EncapTableLookupFailed	See Section 4.4
0x00000004	BadTTL	See Section 4.4
0x00000005	IPv4HeaderLengthMismatch	See Section 4.4
0x00000006	RouterAlertOptions	See Section 4.4
0x00000007	IPv6HopLimitZero	See Section 4.4
0x00000008	IPv6NextHeaderHBH	See Section 4.4
0x00000009	SrcAddressException	See Section 4.4
0x0000000A	DstAddressException	See Section 4.4
0x0000000B	LPMLookupFailed	See Section 4.4
0x0000000C	HopSelectorInvalid	See Section 4.4
0x0000000D	NextHopLookupFailed	See Section 4.4
0x0000000E	FragRequired	See Section 4.4
0x0000000F	MetadataNoMatching	See Section 4.4

Table 3

Exception ID 0x80000000-0xFFFFFFFF

Exception IDs in this range are reserved for vendor private extensions and are the responsibility of individuals.

10.4. Validate Error ID

The Validate Error ID namespace is 32 bits long. The following is the guideline for managing the namespace.

Validate Error ID 0x00000000-0x7FFFFFFF

Validate Error IDs in this range are Specification Required [RFC5226]. A Validate Error ID using this range MUST be documented in an RFC or other permanent and readily available references.

Values assigned by this specification:

Value	Name	Definition
0x00000000	AnyUnrecognizedValidateErrorCase	See Section 4.4
0x00000001	InvalidIPv4PacketSize	See Section 4.4
0x00000002	NotIPv4Packet	See Section 4.4
0x00000003	InvalidIPv4HeaderLengthSize	See Section 4.4
0x00000004	InvalidIPv4LengthFieldSize	See Section 4.4
0x00000005	InvalidIPv4Checksum	See Section 4.4
0x00000006	InvalidIPv4SrcAddr	See Section 4.4
0x00000007	InvalidIPv4DstAddr	See Section 4.4
0x00000008	InvalidIPv6PakcetSize	See Section 4.4
0x00000009	NotIPv6Packet	See Section 4.4
0x0000000A	InvalidIPv6SrcAddr	See Section 4.4
0x0000000B	InvalidIPv6DstAddr	See Section 4.4

Table 4

Validate Error ID 0x80000000-0xFFFFFFFF

Validate Error IDs in this range are reserved for vendor private extensions and are the responsibility of individuals.

11. Security Considerations

The ForCES framework document [[RFC3746](#)] provides a description of the security needs for the overall ForCES architecture. For example, the ForCES protocol entities must be authenticated per the ForCES requirements before they can access the information elements described in this document via ForCES. The ForCES protocol document [[RFC5810](#)] includes a comprehensive set of security mechanisms and which implementations are required to support, and which deployments can use to meet these needs. The LFBs defined in this document are similar to other LFBs modeled by the FE model [[RFC5812](#)]. In particular, they have the same security properties. Thus the security mechanisms and considerations from the ForCES protocol document [[RFC5810](#)] apply and address the issues.

12. References

12.1. Normative References

- [RFC5810] Doria, A., Hadi Salim, J., Haas, R., Khosravi, H., Wang, W., Dong, L., Gopal, R., and J. Halpern, "Forwarding and Control Element Separation (ForCES) Protocol Specification", [RFC 5810](#), March 2010.
- [RFC5812] Halpern, J. and J. Hadi Salim, "Forwarding and Control Element Separation (ForCES) Forwarding Element Model", [RFC 5812](#), March 2010.

12.2. Informative References

- [RFC1122] Braden, R., "Requirements for Internet Hosts - Communication Layers", STD 3, [RFC 1122](#), October 1989.
- [RFC1812] Baker, F., "Requirements for IP Version 4 Routers", [RFC 1812](#), June 1995.
- [RFC2119] Bradner, S., "Key words for use in RFCs to Indicate Requirement Levels", [BCP 14](#), [RFC 2119](#), March 1997.
- [RFC2460] Deering, S. and R. Hinden, "Internet Protocol, Version 6 (IPv6) Specification", [RFC 2460](#), December 1998.
- [RFC2578] McCloghrie, K., Ed., Perkins, D., Ed., and J. Schoenwaelder, Ed., "Structure of Management Information Version 2 (SMIv2)", STD 58, [RFC 2578](#), April 1999.
- [RFC2629] Rose, M., "Writing I-Ds and RFCs using XML", [RFC 2629](#), June 1999.
- [RFC3552] Rescorla, E. and B. Korver, "Guidelines for Writing RFC Text on Security Considerations", [BCP 72](#), [RFC 3552](#), July 2003.
- [RFC3654] Khosravi, H. and T. Anderson, "Requirements for Separation of IP Control and Forwarding", [RFC 3654](#), November 2003.
- [RFC3746] Yang, L., Dantu, R., Anderson, T., and R. Gopal, "Forwarding and Control Element Separation (ForCES) Framework", [RFC 3746](#), April 2004.
- [RFC5226] Narten, T. and H. Alvestrand, "Guidelines for Writing an IANA Considerations Section in RFCs", [BCP 26](#), [RFC 5226](#), May 2008.

Authors' Addresses

Weiming Wang
Zhejiang Gongshang University
18 Xuezheng Str., Xiasha University Town
Hangzhou, 310018
P.R.China

Phone: +86 571 28877721
Email: wmwang@zjsu.edu.cn

Evangelos Haleplidis
University of Patras
Patras,
Greece

Email: ehalep@ece.upatras.gr

Kentaro Ogawa
NTT Corporation
Tokyo,
Japan

Email: ogawa.kentaro@lab.ntt.co.jp

Chuanhuang Li
Hangzhou DPtech
6th Floor, Zhongcai Group, 68 Tonghe Road, Binjiang District
Hangzhou, 310051
P.R.China

Email: chuanhuang_li@zjsu.edu.cn

Halpern Joel
Ericsson
P.O. Box 6049
Leesburg, 20178
VA

Phone: +1 703 371 3043
Email: joel.halpern@ericsson.com

