

I2NSF
Internet-Draft
Intended status: Experimental
Expires: November 3, 2017

R. Marin-Lopez
G. Lopez-Millan
University of Murcia
May 2, 2017

Software-Defined Networking (SDN)-based IPsec Flow Protection
draft-abad-i2nsf-sdn-ipsec-flow-protection-02

Abstract

This document describes the use case of providing IPsec-based flow protection by means of a Software-Defined Network (SDN) controller (aka. Security Controller) and establishes the requirements to support this service. It considers two main well-known scenarios in IPsec: (i) gateway-to-gateway and (ii) host-to-host. This document describes a mechanism based on the SDN paradigm to support the distribution and monitoring of IPsec information from a SDN controller to one or several flow-based Network Security Function (NSF). The NSFs implement IPsec to protect data traffic between network resources with IPsec.

The document focuses in the NSF Facing Interface by providing models for Configuration and State data model required to allow the Security Controller to configure the IPsec databases (SPD, SAD, PAD) and IKE to establish security associations with a reduced intervention of the network administrator. NOTE: State data model will be developed as part of this work but it is still TBD.

Status of This Memo

This Internet-Draft is submitted in full conformance with the provisions of [BCP 78](#) and [BCP 79](#).

Internet-Drafts are working documents of the Internet Engineering Task Force (IETF). Note that other groups may also distribute working documents as Internet-Drafts. The list of current Internet-Drafts is at <http://datatracker.ietf.org/drafts/current/>.

Internet-Drafts are draft documents valid for a maximum of six months and may be updated, replaced, or obsoleted by other documents at any time. It is inappropriate to use Internet-Drafts as reference material or to cite them other than as "work in progress."

This Internet-Draft will expire on November 3, 2017.

Copyright Notice

Copyright (c) 2017 IETF Trust and the persons identified as the document authors. All rights reserved.

This document is subject to [BCP 78](#) and the IETF Trust's Legal Provisions Relating to IETF Documents (<http://trustee.ietf.org/license-info>) in effect on the date of publication of this document. Please review these documents carefully, as they describe your rights and restrictions with respect to this document. Code Components extracted from this document must include Simplified BSD License text as described in Section 4.e of the Trust Legal Provisions and are provided without warranty as described in the Simplified BSD License.

Table of Contents

1.	Introduction	3
2.	Requirements Language	4
3.	Terminology	4
4.	Objectives	6
5.	SDN-based IPsec management description	6
5.1.	Case 1: IKE/IPsec in the NSF	6
5.1.1.	Interface Requirements for Case 1	7
5.2.	Case 2: IPsec (no IKE) in the NSF	7
5.2.1.	Interface Requirements for Case 2	8
5.3.	Case 1 vs Case 2	8
6.	YANG configuration data models	9
6.1.	Security Policy Database (SPD) Model	10
6.2.	Security Association Database (SAD) Model	11
6.3.	Peer Authorization Database (PAD) Model	13
6.4.	Internet Key Exchange (IKE) Model	14
7.	Use cases examples	16
7.1.	Host-to-Host or Gateway-to-gateway under the same controller	16
7.2.	Host-to-Host or Gateway-to-gateway under different Security controllers	18
8.	Implementation notes	20
9.	Security Considerations	21
10.	Acknowledgements	21
11.	References	21
11.1.	Normative References	21
11.2.	Informative References	22
Appendix A.	Appendix A : YANG model IPsec Configuration data . .	25
Authors' Addresses	45

1. Introduction

Software-Defined Networking (SDN) is an architecture that enables users to directly program, orchestrate, control and manage network resources through software. SDN paradigm relocates the control of network resources to a dedicated network element, namely SDN controller. The SDN controller manages and configures the distributed network resources and provides an abstracted view of the network resources to the SDN applications. The SDN application can customize and automate the operations (including management) of the abstracted network resources in a programmable manner via this interface [[RFC7149](#)][ITU-T.Y.3300][[ONF-SDN-Architecture](#)][ONF-OpenFlow].

Typically, traditional IPsec VPN concentrators and, in general, entities (i.e. hosts or security gateways) supporting IKE/IPsec, must be configured directly by the administrator. This makes the IPsec security association (SA) management difficult and generates a lack of flexibility, specially if the number of security policies and SAs to handle is high. With the growth of SDN-based scenarios where network resources are deployed in an autonomous manner, a mechanism to manage IPsec SAs according to the SDN architecture becomes more relevant. Thus, the SDN-based service described in this document will autonomously deal with IPsec SAs management.

An example of usage can be the notion of Software Defined WAN (SD-WAN), SDN extension providing a software abstraction to create secure network overlays over traditional WAN and branch networks. SD-WAN is based on IPsec as underlying security protocol and aims to provide flexible, automated, fast deployment and on-demand security network services.

IPsec architecture [[RFC4301](#)] defines a clear separation between the processing to provide security services to IP packets and the key management procedures to establish the IPsec security associations. In this document, we define a service where the key management procedures can be carried by an external entity: the Security Controller.

First, this document exposes the requirements to support the protection of data flows using IPsec [[RFC4301](#)]. We have considered two general cases:

- 1) The Network Security Function (NSF) implements the Internet Key Exchange (IKE) protocol and the IPsec databases: the Security Policy Database (SPD), the Security Association Database (SAD) and the Peer Authorization Database (PAD). The Security

Controller is in charge of provisioning the NSF with the required information to IKE, the SPD and the PAD.

- 2) The NSF only implements the IPsec databases (no IKE implementation). The Security Controller will provide the required parameters to create valid entries in the SPD and the SAD into the NSF. Therefore, the NSF will have only support for IPsec while automated key management functionality is moved to the controller.

In both cases, an interface/protocol is required to carry out this provisioning between the Security Controller and the NSF. In particular, Case 1 requires the provision of SPD and PAD entries and the IKE credential and information related with the IKE negotiation (e.g. IKE_SA_INIT); and Case 2 requires the management of SPD and SAD entries. Based on YANG models in [[netconf-vpn](#)] and [[I-D.tran-ipsecme-yang](#)], [RFC 4301](#) [[RFC4301](#)] and [RFC 7296](#) [[RFC7296](#)] this document defines the required interfaces with a YANG model for configuration data for IKE, PAD, SPD and SAD [Appendix A](#). State data is TBD.

This document considers two typical scenarios to manage autonomously IPsec SAs: gateway-to-gateway and host-to-host [[RFC6071](#)]. The analysis of the host-to-gateway (roadwarrior) scenario is TBD. In these cases, host or gateways or both may act as NSFs. Finally, it also discusses the situation where two NSFs are under the control of two different Security Controllers.

NOTE: This work pays attention to the challenge "Lack of Mechanism for Dynamic Key Distribution to NSFs" defined in [[I-D.ietf-i2nsf-problem-and-use-cases](#)] in the particular case of the establishment and management of IPsec SAs. In fact, this I-D could be considered as a proper use case for this particular challenge in [[I-D.ietf-i2nsf-problem-and-use-cases](#)].

2. Requirements Language

The key words "MUST", "MUST NOT", "REQUIRED", "SHALL", "SHALL NOT", "SHOULD", "SHOULD NOT", "RECOMMENDED", "MAY", and "OPTIONAL" in this document are to be interpreted as described in [RFC 2119](#) [[RFC2119](#)]. When these words appear in lower case, they have their natural language meaning.

3. Terminology

This document uses the terminology described in [[RFC7149](#)], [[RFC4301](#)], [[ITU-T.Y.3300](#)], [[ONF-SDN-Architecture](#)], [[ONF-OpenFlow](#)],

[[ITU-T.X.1252](#)], [[ITU-T.X.800](#)] and [[I-D.ietf-i2nsf-terminology](#)]. In addition, the following terms are defined below:

- o Software-Defined Networking. A set of techniques enabling to directly program, orchestrate, control, and manage network resources, which facilitates the design, delivery and operation of network services in a dynamic and scalable manner [[ITU-T.Y.3300](#)].
- o Flow/Data Flow. Set of network packets sharing a set of characteristics, for example IP dst/src values or QoS parameters.
- o Security Controller. A Controller is a management Component that contains control plane functions to manage and facilitate information sharing, as well as execute security functions. In the context of this document, it provides IPsec management information.
- o Network Security Function (NSF). Software that provides a set of security-related services.
- o Flow-based NSF. A NSF that inspects network flows according to a set of policies intended for enforcing security properties. The NSFs considered in this document falls into this classification.
- o Flow-based Protection Policy. The set of rules defining the conditions under which a data flow MUST be protected with IPsec, and the rules that MUST be applied to the specific flow.
- o Internet Key Exchange (IKE) v2 Protocol to establish IPsec Security Associations (SAs). It requires information about the required authentication method (i.e. preshared keys), DH groups, modes and algorithms for IKE SA negotiation, etc.
- o Security Policy Database (SPD). It includes information about IPsec policies direction (in, out), local and remote addresses, inbound and outbound SAs, etc.
- o Security Associations Database (SAD). It includes information about IPsec SAs, such as SPI, destination addresses, authentication and encryption algorithms and keys to protect IP flow.
- o Peer Authorization Database (PAD). It provides the link between the SPD and a security association management protocol such as IKE or our SDN-based solution.

4. Objectives

- o To describe the architecture for the SDN-based IPsec management, which implements a security service to allow the establishment and management of IPsec security associations from a central point to protect specific data flows.
- o To define the interfaces required to manage and monitor the IPsec Security Associations in the NSF from a Security Controller. YANG models are defined for configuration and state data for IPsec management.

5. SDN-based IPsec management description

As mentioned in [Section 1](#), two cases are considered:

5.1. Case 1: IKE/IPsec in the NSF

In this case the NSF ships an IKE implementation besides the IPsec support. The Security Controller is in charge of managing and applying SPD and PAD entries (deriving and delivering IKE Credentials such as a pre-shared key, certificates, etc.), and applying other IKE configuration parameters (e.g. IKE_SA_INIT algorithms) to the NSF for the IKE negotiation.

With these entries, the IKE implementation can operate to establish the IPsec SAs. The application (administrator) establishes the IPsec requirements and information about the end points information (through the Client Facing Interface), and the Security Controller translates those requirements into SPD and PAD entries that will be installed into the NSF (through the NSF Facing Interface). With that information, the NSF can just run IKE to establish the required IPsec SA (when the data flow needs protection). Figure 1 shows the different layers and corresponding functionality.

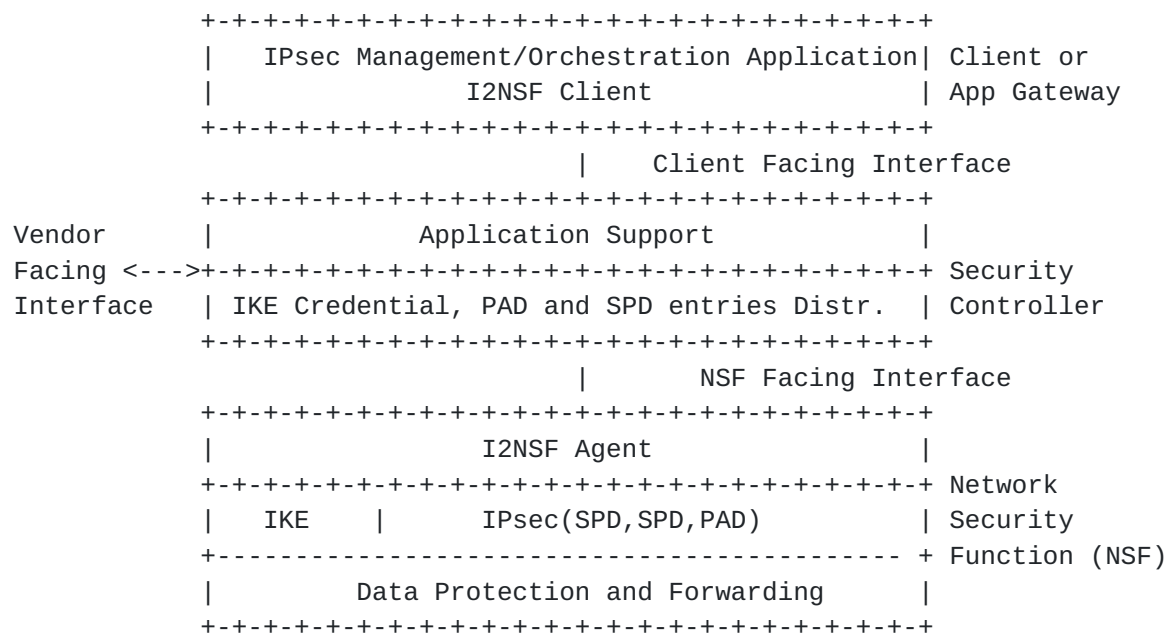


Figure 1: Case 1: IKE/IPsec in the NSF

5.1.1. Interface Requirements for Case 1

SDN-based IPsec flow protection services provide dynamic and flexible management of IPsec SAs in flow-based NSF. In order to support this capability in case 1, the following interface requirements are to be met:

- o A YANG data model for Configuration data for IKE, SPD and PAD.
- o A YANG data model for State data for IKE, SPD, PAD and SAD (Note that SAD entries are created in runtime by IKE.)
- o In scenarios where multiple controllers are implicated, SDN-based IPsec management services may require a mechanism to discover which Security Controller is managing a specific NSF. Moreover, an east-west interface is required to exchange IPsec-related information.

5.2. Case 2: IPsec (no IKE) in the NSF

In this case the NSF does not deploy IKE and, therefore, the Security Controller has to perform the management of IPsec SAs by populating and monitoring the SPD and the SAD.

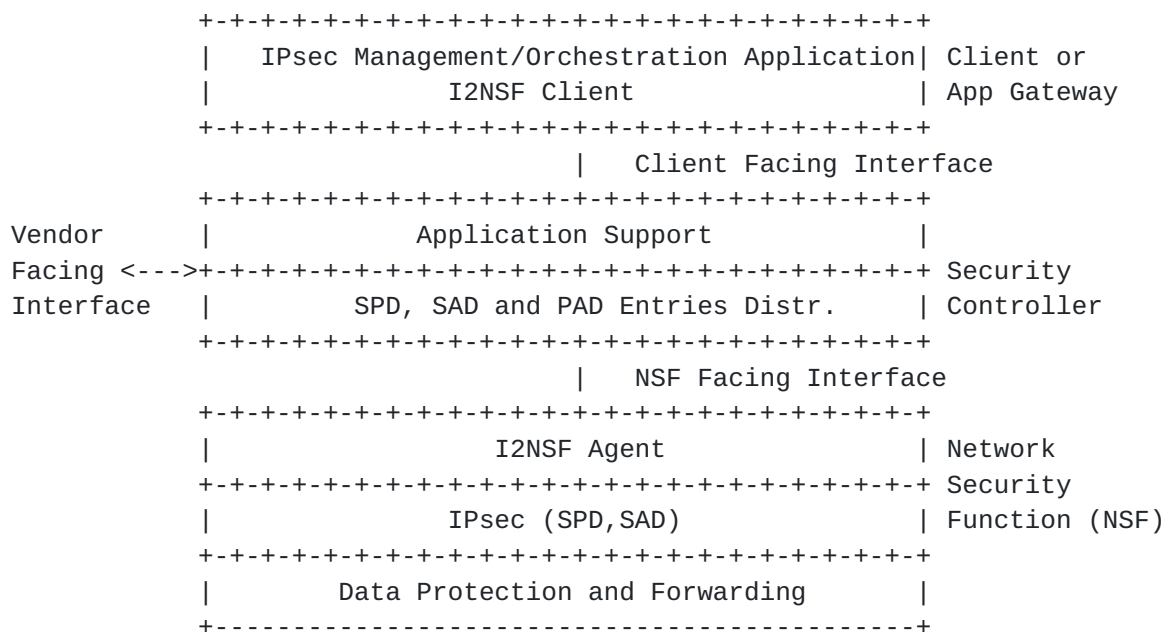


Figure 2: Case 2: IPsec (no IKE) in the NSF

As shown in Figure 2, applications for flow protection run on the top of the Security Controller. When an administrator enforces flow-based protection policies through the Client Facing Interface, the Security Controller translates those requirements into SPD and SAD entries, which are installed in the NSF. PAD entries are not required since there is no IKE in the NSF.

5.2.1. Interface Requirements for Case 2

In order to support case 2, the following requirements are to be met:

- o A YANG data model for Configuration data for SPD and SAD.
- o A YANG data model for State data for SPD and SAD.
- o In scenarios where multiple controllers are implicated, SDN-based IPsec management services may require a mechanism to discover which Security Controller is managing a specific NSF. Moreover, an east-west interface is required to exchange IPsec-related information.

5.3. Case 1 vs Case 2

Case 1 MAY be easier to deploy than Case 2 because current gateways typically have an IKE/IPsec implementation. Moreover hosts can install easily an IKE implementation. As downside, the NSF needs more resources to hold IKE. Moreover, the IKE implementation needs to

implement an interface so that the I2NSF Agent can interact with them.

Alternatively, Case 2 allows lighter NSFs (no IKE implementation), which benefits the deployment in constrained NSFs. Moreover, IKE does not need to be performed in gateway-to-gateway and host-to-host scenarios under the same Security Controller (see [Section 7.1](#)). On the contrary, the overload of creation of fresh IPsec SA is shifted to the Security Controller since IKE is not in the NSF. As a consequence, this may result in a more complex implementation in the controller side.

For example, the Security Controller needs to supervise the IPsec SAs states and take care of the rekeying process so that, after some period of time (e.g. IPsec SA soft lifetime), it has to create a new IPsec SA and remove the old one. Or the Security Controller needs to process events coming from the I2NSF when for example an IPsec SA is requested (e.g. acquire or expire events). Another example is the NAT traversal support. In general, the SDN paradigm assumes the SDN controller has a view of the network it controls. This view is built either requesting information to the NSFs under its control or because these NSFs inform the SDN controller. Based on this information, the SDN/security controller can guess if there is a NAT configured between two hosts, apply the required policies to both NSFs besides activating the usage of UDP encapsulation of ESP packets [[RFC3948](#)].

In those scenarios, the Controller could directly request the NSF for specific data such as networking configuration, NAT support, etc. Protocols such as NETCONF or SNMP can be used here. For example, [RFC 7317](#) [[RFC7317](#)] provides a YANG data model for system management or [[I-D.sivakumar-yang-nat](#)] a data model for NAT management.

6. YANG configuration data models

In order to support case 1 and case 2 we have modelled the different parameters and values that must be configured to manage IPsec SAs. Specifically, case 1 requires modelling IKEv2, SPD and PAD while case 2 requires models for the SPD and SAD. A single YANG file represents both cases though some part of the models are selectively activated depending a feature defined in the YANG file. For example, the IKE configuration is not enabled in case 2.

In the following, we summarize, by using a tree representation, the different configuration data models (NOTE: State data models are TBD though they are expected to be very similar to the model defined here). The complete YANG configuration data model is in [Appendix A](#)

6.1. Security Policy Database (SPD) Model

The definition of this model has been extracted from the specification in [section 4.4.1](#) and [Appendix D in \[RFC4301\]](#)

```

<CODE BEGINS>
+--rw spd {case1,case2}?
|   +--rw spd-entry* [rule-number]
|       +--rw rule-number      uint64
|       +--rw priority?        uint32
|       +--rw names* [name]
|           | +--rw name-type?   ipsec-spd-name
|           | +--rw name        string
|       +--rw condition
|           | +--rw traffic-selector-list* [ts-number]
|           |     +--rw ts-number      uint32
|           |     +--rw direction?     ipsec-traffic-direction
|           |     +--rw local-addresses* [start end]
|           |         | +--rw start    inet:ip-address
|           |         | +--rw end      inet:ip-address
|           |     +--rw remote-addresses* [start end]
|           |         | +--rw start    inet:ip-address
|           |         | +--rw end      inet:ip-address
|           |     +--rw next-layer-protocol*   ipsec-next-layer-proto
|           |     +--rw local-ports* [start end]
|           |         | +--rw start    inet:port-number
|           |         | +--rw end      inet:port-number
|           |     +--rw remote-ports* [start end]
|           |         | +--rw start    inet:port-number
|           |         | +--rw end      inet:port-number
|           |     +--rw selector-priority?    uint32
|       +--rw processing-info
|           | +--rw action          ipsec-spd-operation
|           | +--rw ipsec-sa-cfg
|           |     +--rw pfp-flag?      boolean
|           |     +--rw extSeqNum?     boolean
|           |     +--rw seqOverflow?   boolean
|           |     +--rw statefulfragCheck? boolean
|           |     +--rw security-protocol? ipsec-protocol
|           |     +--rw mode?          ipsec-mode
|           |     +--rw ah-algorithms
|           |         | +--rw ah-algorithm* integrity-algorithm-t
|           |     +--rw esp-algorithms
|           |         | +--rw authentication* integrity-algorithm-t
|           |         | +--rw encryption*   encryption-algorithm-t
|           |     +--rw tunnel

```



```

|         |         +--rw local?          inet:ip-address
|         |         +--rw remote?        inet:ip-address
|         |         +--rw bypass-df?     boolean
|         |         +--rw bypass-dscp?    boolean
|         |         +--rw dscp-mapping?   yang:hex-string
|         |         +--rw ecn?           boolean
|   +--rw spd-lifetime
|     +--rw time-soft?      uint32
|     +--rw time-hard?     uint32
|     +--rw time-use-soft?  uint32
|     +--rw time-use-hard?  uint32
|     +--rw byte-soft?     uint32
|     +--rw byte-hard?     uint32
|     +--rw packet-soft?   uint32
|     +--rw packet-hard?   uint32

```

<CODE ENDS>

6.2. Security Association Database (SAD) Model

The definition of this model has been extracted from the specification in [section 4.4.2 in \[RFC4301\]](#)

```

<CODE BEGINS>
+--rw sad {case2}?
|   +--rw sad-entry* [spi]
|     +--rw spi          ipsec-spi
|     +--rw seq-number?  uint64
|     +--rw seq-number-overflow-flag? boolean
|     +--rw anti-replay-window? uint16
|     +--rw rule-number?  uint32
|     +--rw local-addresses* [start end]
|       | +--rw start    inet:ip-address
|       | +--rw end      inet:ip-address
|     +--rw remote-addresses* [start end]
|       | +--rw start    inet:ip-address
|       | +--rw end      inet:ip-address
|     +--rw next-layer-protocol* ipsec-next-layer-protocol
|     +--rw local-ports* [start end]
|       | +--rw start    inet:port-number
|       | +--rw end      inet:port-number
|     +--rw remote-ports* [start end]
|       | +--rw start    inet:port-number
|       | +--rw end      inet:port-number
|     +--rw security-protocol? ipsec-protocol

```



```
|      +--rw ah-sa
|      |      +--rw integrity-algorithm?  integrity-algorithm-t
|      |      +--rw key?                  string
|      +--rw esp-sa
|      |      +--rw encryption
|      |      |      +--rw encryption-algorithm?  encryption-algorithm-t
|      |      |      +--rw key?                  string
|      |      |      +--rw iv?                  string
|      |      +--rw integrity
|      |      |      +--rw integrity-algorithm?  integrity-algorithm-t
|      |      |      +--rw key?                  string
|      |      +--rw combined
|      |      |      +--rw combined-algorithm?  combined-algorithm-t
|      +--rw sa-lifetime
|      |      +--rw time-soft?      uint32
|      |      +--rw time-hard?      uint32
|      |      +--rw time-use-soft?  uint32
|      |      +--rw time-use-hard?  uint32
|      |      +--rw byte-soft?      uint32
|      |      +--rw byte-hard?      uint32
|      |      +--rw packet-soft?    uint32
|      |      +--rw packet-hard?    uint32
|      |      +--rw action?          lifetime-action
|      +--rw mode?                  ipsec-mode
|      +--rw statefulfragCheck?     boolean
|      +--rw dscp?                  yang:hex-string
|      +--rw tunnel
|      |      +--rw local?           inet:ip-address
|      |      +--rw remote?          inet:ip-address
|      |      +--rw bypass-df?       boolean
|      |      +--rw bypass-dscp?     boolean
|      |      +--rw dscp-mapping?    yang:hex-string
|      |      +--rw ecn?             boolean
|      +--rw path-mtu?              uint16
|      +--rw encap
|      |      +--rw espinudp?        boolean
|      |      +--rw sport?           inet:port-number
|      |      +--rw dport?           inet:port-number
|      |      +--rw oaddr?           inet:ip-address
```

<CODE ENDS>


```
<CODE BEGINS>
rpcs:
+---x sadb_register
+---w input
| +---w base-list* [version]
|   +---w version      string
|   +---w msg_type?    sadb-msg-type
|   +---w msg_satype?  sadb-msg-satype
|   +---w msg_seq?     uint32
+---ro output
+---ro base-list* [version]
| +---ro version      string
| +---ro msg_type?    sadb-msg-type
| +---ro msg_satype?  sadb-msg-satype
| +---ro msg_seq?     uint32
+---ro algorithm-supported*
+---ro authentication
| +---ro name?        integrity-algorithm-t
| +---ro ivlen?       uint8
| +---ro min-bits?    uint16
| +---ro max-bits?    uint16
+---ro encryption
+---ro name?          encryption-algorithm-t
+---ro ivlen?         uint8
+---ro min-bits?      uint16
+---ro max-bits?      uint16

notifications:
+---n spd-expire
| +---ro index?      uint64
+---n sadb_acquire
| +---ro state       uint32
+---n sadb_expire
+---ro state         uint32

<CODE ENDS>
```

6.3. Peer Authorization Database (PAD) Model

The definition of this model has been extracted from the specification in [section 4.4.3 in \[RFC4301\]](#) (NOTE: We have observed that many implementations integrate PAD configuration as part of the IKE configuration.)


```

<CODE BEGINS>
+--rw pad {case1}?
+--rw pad-entries* [pad-entry-id]
+--rw pad-entry-id          uint64
+--rw (identity)?
| +--:(ipv4-address)
| | +--rw ipv4-address?      inet:ipv4-address
| +--:(ipv6-address)
| | +--rw ipv6-address?      inet:ipv6-address
| +--:(fqdn-string)
| | +--rw fqdn-string?       inet:domain-name
| +--:(rfc822-address-string)
| | +--rw rfc822-address-string? string
| +--:(dnX509)
| | +--rw dnX509?            string
| +--:(id_key)
|   +--rw id_key?            string
+--rw pad-auth-protocol?     auth-protocol-type
+--rw auth-method
+--rw auth-m?                auth-method-type
+--rw pre-shared
| +--rw secret?              string
+--rw rsa-signature
+--rw key-data?              string
+--rw key-file?              string
+--rw ca-data*               string
+--rw ca-file?               string
+--rw cert-data?             string
+--rw cert-file?             string
+--rw crl-data?              string
+--rw crl-file?              string

<CODE ENDS>

```

6.4. Internet Key Exchange (IKE) Model

The model related to IKEv2 has been extracted from reading IKEv2 standard in [[RFC7296](#)], and observing some open source implementations, such as Strongswan or Libreswan.

<CODE BEGINS>

```

+--rw ikev2 {case1}?
|   +--rw ike-connection
|       +--rw ike-conn-entries* [conn-name]
|           +--rw conn-name          string
|           +--rw autostartup         boolean
|           +--rw nat-traversal?      boolean
|           +--rw version?            enumeration
|           +--rw phase1-lifetime     uint32
|           +--rw phase1-authby       auth-method-type
|           +--rw phase1-athalg*      integrity-algorithm-t
|           +--rw phase1-encalg*      encryption-algorithm-t
|           +--rw dh_group            uint32
|           +--rw local
|               | +--rw (my-identifier-type)?
|               | | +--:(ipv4)
|               | | | +--rw ipv4?          inet:ipv4-address
|               | | | +--:(ipv6)
|               | | | +--rw ipv6?          inet:ipv6-address
|               | | | +--:(fqdn)
|               | | | +--rw fqdn?          inet:domain-name
|               | | | +--:(dn)
|               | | | +--rw dn?            string
|               | | | +--:(user_fqdn)
|               | | | +--rw user_fqdn?     string
|               | +--rw my-identifier     string
|           +--rw remote
|               | +--rw (my-identifier-type)?
|               | | +--:(ipv4)
|               | | | +--rw ipv4?          inet:ipv4-address
|               | | | +--:(ipv6)
|               | | | +--rw ipv6?          inet:ipv6-address
|               | | | +--:(fqdn)
|               | | | +--rw fqdn?          inet:domain-name
|               | | | +--:(dn)
|               | | | +--rw dn?            string
|               | | | +--:(user_fqdn)
|               | | | +--rw user_fqdn?     string
|               | +--rw my-identifier     string
|           +--rw local-addr           inet:ip-address
|           +--rw remote-addr          inet:ip-address
|           +--rw pfs_group?           uint32
|           +--rw phase2-lifetime      uint32
|           +--rw phase2-athalg*       integrity-algorithm-t
|           +--rw phase2-encalg*       encryption-algorithm-t

```

<CODE ENDS>

7. Use cases examples

This section explains how different traditional configurations, that is, host-to-host and gateway-to-gateway are deployed using our SDN-based IPsec management service. In turn, these configurations will be typical in modern networks where, for example, virtualization will be key.

7.1. Host-to-Host or Gateway-to-gateway under the same controller

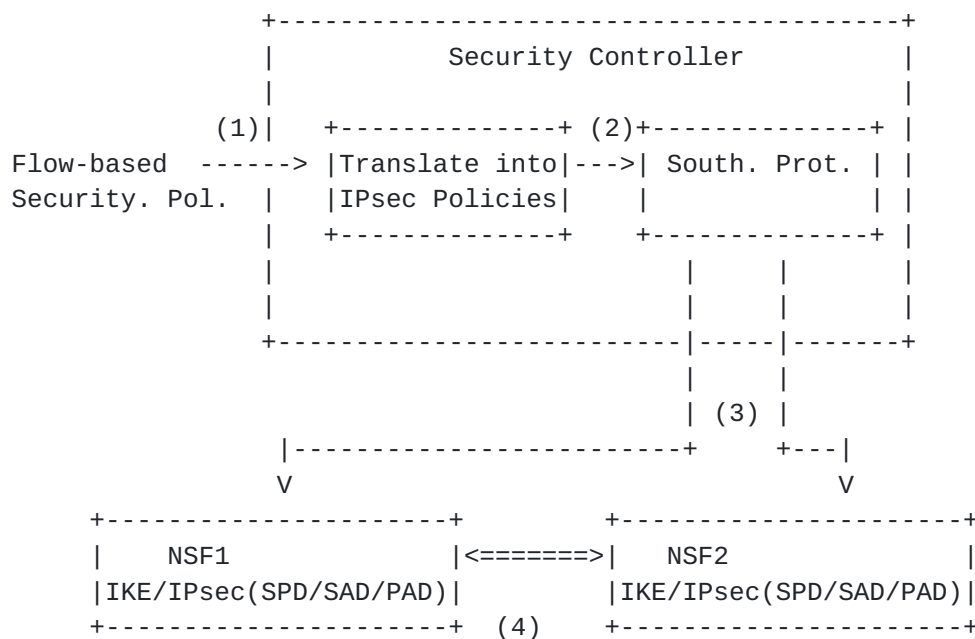


Figure 3: Gateway-to-Gateway single controller flow for case 1 .

Figure 3 describes the case 1:

1. The administrator defines general flow-based security policies. The controller looks for the NSFs involved (NSF1 and NSF2).
2. The controller generates IKE credentials for them and translates the policies into SPD and PAD entries.
3. The controller inserts the SPD and PAD entries in both NSF1 and NSF2.
4. The flow is protected with the IPsec SA established with IKEv2.

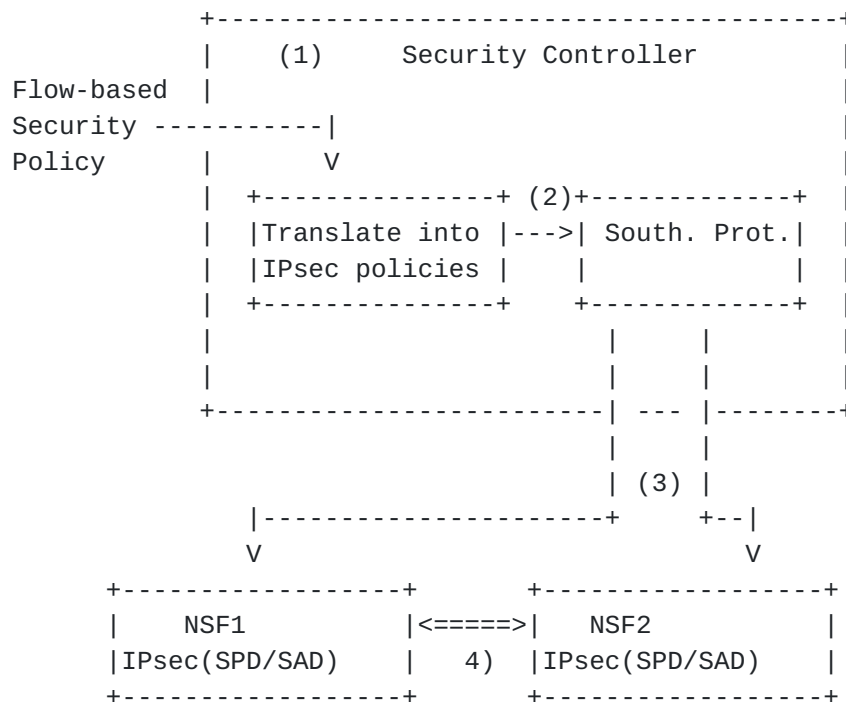


Figure 4: Host-to-Host / Gateway-to-Gateway single controller flow for case 2.

In case 2, flow-based security policies defined by the administrator are also translated into IPsec SPD entries and inserted into the corresponding NSFs. Besides, fresh SAD entries will be also generated by the controller and enforced in the NSFs. In this case the execution of IKE is not necessary in the controller, and it provides the cryptographic material for the IPsec SAs. These keys will be also distributed securely through the southbound interface. Note that this is possible because both NSFs are managed by the same controller.

Figure 4 describes the case 2, when a data packet needs to be protected in the path between the NSF1 and NSF2:

1. The administrator establishes the flow-based security policies. The controller looks for the involved NSFs.
2. The controller translates the flow-based security policies into IPsec SPD and SAD entries.
3. The controller inserts the these entries in both NSF1 and NSF2 IPsec databases.
4. The flow is protected with the IPsec SA established by the Security Controller.

Both NSFs could be two hosts that exchange traffic and require to establish an end-to-end security association to protect their communications (host-to-host) or two gateways (gateway-to-gateway)), for example, within an enterprise that needs to protect the traffic between, for example, the networks of two branch offices.

Applicability of these configurations appear in current and new networking scenarios. For example, SD-WAN technologies are providing dynamic and on-demand VPN connections between branch offices or between branches and SaaS cloud services. Beside, IaaS services providing virtualization environments are deployments solutions based on IPsec to provide secure channels between virtual instances (Host-to-Host) and providing VPN solutions for virtualized networks (Gateway-to-Gateway).

In general (for case 1 and case 2), this system presents various advantages:

1. It allows to create a IPsec SA among two NSFs, with only the application of more general flow-based security policies at the application layer. Thus, an administrator/s can manage all security associations in a centralized point with an abstracted view of the network;
2. All NSFs deployed after the application of the new policies are NOT manually configured, therefore allowing its deployment in an automated manner.

7.2. Host-to-Host or Gateway-to-gateway under different Security controllers

It is also possible that two NSFs (i.e. NSF1 and NSF2) are under the control of two different security controllers. This may happen, for example, when two organizations, namely Enterprise A and Enterprise B, have their headquarters interconnected through a WAN connection and they both have deployed a SDN-based architecture to provide connectivity to all their clients.

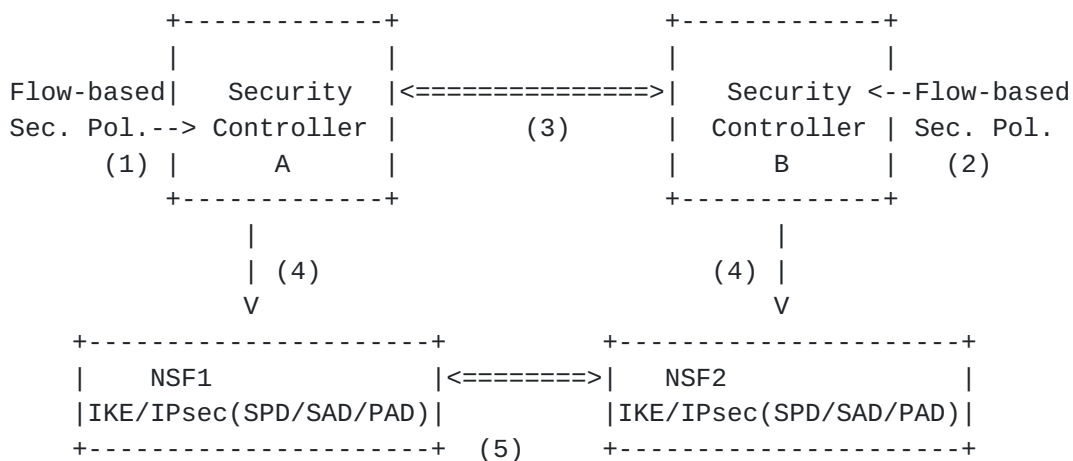


Figure 5: Different security controllers in Case 1

Figure 5 describes case 1 when two Security Controllers are involved in the process.

1. The A's administrator establishes general Flow-based Security Policies in Security Controller A.
2. The B's administrator establishes general Flow-based Security Policies in Security Controller B.
3. The Security Controller A realizes that protection is required between the NSF1 and NSF2, but the NSF2 is under the control of another Security Controller (Security Controller B), so it starts negotiations with the other controller to agree on the IPsec SPD policies and IKE credentials for their respective NSFs. NOTE: This may require extensions in the East/West interface.
4. Then, both Security Controllers enforce the IKE credentials and related parameters and the SPD and PAD entries in their respective NSFs.
5. The flow is protected with the IPsec SA established with IKEv2 between both NSFs.

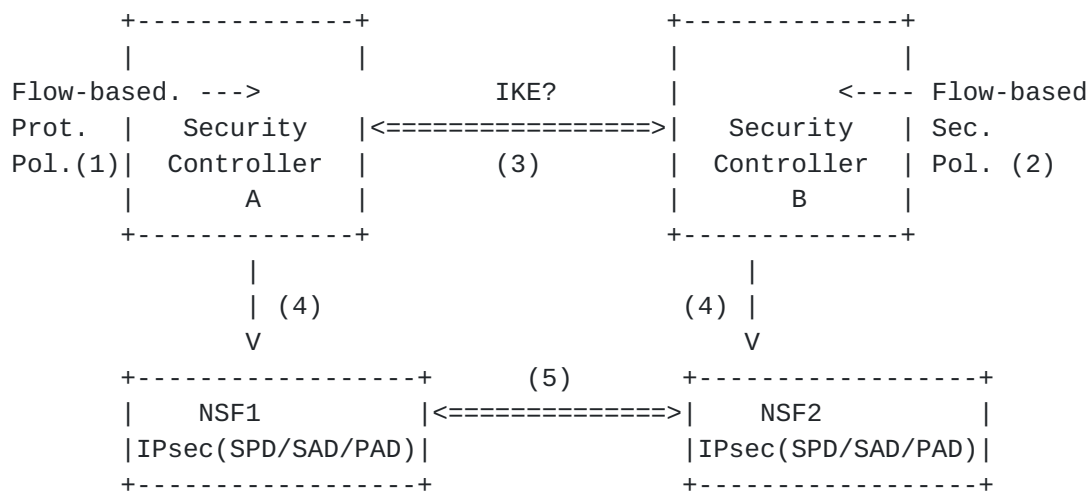


Figure 6: Different security controllers in case 2

Figure 5 describes case 1 when two Security Controllers are involved in the process.

1. The A's administrator establishes general Flow Protection Policies in Security Controller A.
2. The B's administrator establishes general Flow Protection Policies in Security Controller B.
3. The Security Controller A realizes that the flow between NSF1 and NSF2 MUST be protected. Nevertheless, the controller notices that NSF2 is under the control of another Security Controller, so it starts negotiations with the other controller to agree on the IPsec SPD and SAD entries that define the IPsec SAs. NOTE: It would worth evaluating IKE as the protocol for the the East/West interface in this case.
4. Once the controllers have agreed on key material and the details of the IPsec SA, they both enforce this information into their respective NSFs.
5. The flow is protected with the IPsec SA established by both Security Controllers in their respective NSFs.

8. Implementation notes

At the time of writing this document, we have implemented a proof-of-concept using NETCONF as southbound protocol, and the YANG model described in [Appendix A](#). The netopeer implementation [[netopeer](#)] has been used for both case 1 and case 2 using host-to-host and gateway-

to-gateway configuration. For the case 1, we have used Strongswan [[strongswan](#)] distribution for the IKE implementation.

Note that the proposed YANG model provides the models for SPD, SAD, PAD and IKE, but, as describe before, only part of them are required depending of the case (1 or 2) been applied. The Controller should be able to know the kind of case to be applied in the NSF and to select the corresponding models based on the YANG features defines for each one

Internally to the NSF, the NETCONF server (that implements the I2NSF Agent) is able to apply the required configuration updating the corresponding NETCONF datastores (running, startup, etc.). Besides, it can deal with the SPD and SAD configuration at kernel level, through different APIs. For example, the IETF [RFC 2367](#) (PF_KEYv2) [[RFC2367](#)] provides a generic key management API that can be used not only for IPsec but also for other network security services to manage the IPsec SAD. Besides, as an extension to this API, the document [[I-D.pfkey-spd](#)] specifies some PF_KEY extensions to maintain the SPD. This API is accessed using sockets.

An alternative key management API based on Netlink socket API [[RFC3549](#)] is used to configure IPsec on the Linux Operating System.

To allow the NETCONF server implementation interacts with the IKE daemon, we have used the Versatile IKE Configuration Interface (VICI) in Strongswan. This allows changes in the IKE part of the configuration data to be applied in the IKE daemon dynamically.

9. Security Considerations

TBD.

10. Acknowledgements

Authors want to thank Sowmini Varadhan, David Carrel, Yoav Nir, Tero Kivinen, Paul Wouters, Graham Bartlett, Sandeep Kampati, Linda Dunbar, Carlos J. Bernardos, Alejandro Perez-Mendez, Alejandro Abad-Carrascosa, Ignacio Martinez and Ruben Ricart for their valuable comments.

11. References

[11.1. Normative References](#)

- [RFC2119] Bradner, S., "Key words for use in RFCs to Indicate Requirement Levels", [BCP 14](#), [RFC 2119](#), DOI 10.17487/RFC2119, March 1997, <<http://www.rfc-editor.org/info/rfc2119>>.
- [RFC4301] Kent, S. and K. Seo, "Security Architecture for the Internet Protocol", [RFC 4301](#), DOI 10.17487/RFC4301, December 2005, <<http://www.rfc-editor.org/info/rfc4301>>.
- [RFC5226] Narten, T. and H. Alvestrand, "Guidelines for Writing an IANA Considerations Section in RFCs", [BCP 26](#), [RFC 5226](#), DOI 10.17487/RFC5226, May 2008, <<http://www.rfc-editor.org/info/rfc5226>>.
- [RFC7296] Kaufman, C., Hoffman, P., Nir, Y., Eronen, P., and T. Kivinen, "Internet Key Exchange Protocol Version 2 (IKEv2)", STD 79, [RFC 7296](#), DOI 10.17487/RFC7296, October 2014, <<http://www.rfc-editor.org/info/rfc7296>>.

11.2. Informative References

- [I-D.ietf-i2nsf-framework]
Lopez, D., Lopez, E., Dunbar, L., Strassner, J., and R. Kumar, "Framework for Interface to Network Security Functions", [draft-ietf-i2nsf-framework-04](#) (work in progress), October 2016.
- [I-D.ietf-i2nsf-problem-and-use-cases]
Hares, S., Lopez, D., Zarny, M., Jacquenet, C., Kumar, R., and J. Jeong, "I2NSF Problem Statement and Use cases", [draft-ietf-i2nsf-problem-and-use-cases-15](#) (work in progress), April 2017.
- [I-D.ietf-i2nsf-terminology]
Hares, S., Strassner, J., Lopez, D., Xia, L., and H. Birkholz, "Interface to Network Security Functions (I2NSF) Terminology", [draft-ietf-i2nsf-terminology-03](#) (work in progress), March 2017.
- [I-D.jeong-i2nsf-sdn-security-services-05]
Jeong, J., Kim, H., Park, J., Ahn, T., and S. Lee, "Software-Defined Networking Based Security Services using Interface to Network Security Functions", [draft-jeong-i2nsf-sdn-security-services-05](#) (work in progress), July 2016.

[I-D.pfkey-spd]

Sakane, S., "PF_KEY Extensions for IPsec Policy Management in KAME Stack", October 2002.

[I-D.sivakumar-yang-nat]

Sivakumar, S., Boucadair, M., and S. <>, "YANG Data Model for Network Address Translation (NAT)", [draft-sivakumar-yang-nat-06](#) (work in progress), March 2017.

[I-D.tran-ipsecme-yang]

Tran, K., Wang, H., Nagaraj, V., and X. Chen, "Yang Data Model for Internet Protocol Security (IPsec)", [draft-tran-ipsecme-yang-01](#) (work in progress), June 2015.

[ITU-T.X.1252]

"Baseline Identity Management Terms and Definitions", April 2010.

[ITU-T.X.800]

"Security Architecture for Open Systems Interconnection for CCITT Applications", March 1991.

[ITU-T.Y.3300]

"Recommendation ITU-T Y.3300", June 2014.

[netconf-vpn]

Stefan Wallin, "Tutorial: NETCONF and YANG", January 2014.

[netopeer]

CESNET, CESNET., "NETCONF toolset Netopeer", November 2016.

[ONF-OpenFlow]

ONF, "OpenFlow Switch Specification (Version 1.4.0)", October 2013.

[ONF-SDN-Architecture]

"SDN Architecture", June 2014.

[RFC2367] McDonald, D., Metz, C., and B. Phan, "PF_KEY Key

Management API, Version 2", [RFC 2367](#), DOI 10.17487/RFC2367, July 1998, <<http://www.rfc-editor.org/info/rfc2367>>.

[RFC3549] Salim, J., Khosravi, H., Kleen, A., and A. Kuznetsov,

"Linux Netlink as an IP Services Protocol", [RFC 3549](#), DOI 10.17487/RFC3549, July 2003, <<http://www.rfc-editor.org/info/rfc3549>>.

- [RFC3948] Huttunen, A., Swander, B., Volpe, V., DiBurro, L., and M. Stenberg, "UDP Encapsulation of IPsec ESP Packets", [RFC 3948](#), DOI 10.17487/RFC3948, January 2005, <<http://www.rfc-editor.org/info/rfc3948>>.
- [RFC6071] Frankel, S. and S. Krishnan, "IP Security (IPsec) and Internet Key Exchange (IKE) Document Roadmap", [RFC 6071](#), DOI 10.17487/RFC6071, February 2011, <<http://www.rfc-editor.org/info/rfc6071>>.
- [RFC7149] Boucadair, M. and C. Jacquenet, "Software-Defined Networking: A Perspective from within a Service Provider Environment", [RFC 7149](#), DOI 10.17487/RFC7149, March 2014, <<http://www.rfc-editor.org/info/rfc7149>>.
- [RFC7317] Bierman, A. and M. Bjorklund, "A YANG Data Model for System Management", [RFC 7317](#), DOI 10.17487/RFC7317, August 2014, <<http://www.rfc-editor.org/info/rfc7317>>.
- [strongswan] CESNET, CESNET., "StrongSwan: the OpenSource IPsec-based VPN Solution", April 2017.

[Appendix A](#). [Appendix A](#): YANG model IPsec Configuration data

```
<CODE BEGINS>
module ietf-ipsec {

    namespace "urn:ietf:params:xml:ns:yang:ietf-ipsec";

    prefix "eipsec";

    import ietf-inet-types { prefix inet; }
    import ietf-yang-types { prefix yang; }

    organization "University of Murcia";

    contact
    " Rafael Marin Lopez
    Dept. Information and Communications Engineering (DIIC)
    Faculty of Computer Science-University of Murcia
    30100 Murcia - Spain
    Telf: +34868888501
    e-mail: rafa@um.es

    Gabriel Lopez Millan
    Dept. Information and Communications Engineering (DIIC)
    Faculty of Computer Science-University of Murcia
    30100 Murcia - Spain
    Tel: +34 868888504
    email: gabilm@um.es
    ";

    description "Data model for IPSec";

    revision "2017-05-02" {
        description
        "Initial revision.";
        reference "";
    }

    feature case1 { description "feature case 1: IKE SPD PAD"; } // IKE/IPSec
in the NSFs
    feature case2 { description "feature case 2: SPD SAD"; } // Only IPSec in
the NSFs
```



```
typedef encryption-algorithm-t {  
    type enumeration {  
        enum reserved-0;  
        enum des-iv4;  
enum des;  
        enum 3des;  
        enum rc5;  
        enum idea;  
        enum cast;  
        enum blowfish;  
        enum 3idea;  
        enum des-iv32;  
        enum reserved-10;  
        enum null;  
        enum aes-cbc;  
        enum aes-ctr;  
        enum aes-ccm-8;  
        enum aes-ccm-12;  
        enum aes-ccm-16;  
        enum reserved-17;  
        enum aes-gcm-8-icv;  
        enum aes-gcm-12-icv;  
        enum aes-gcm-16-icv;  
        enum null-auth-aes-gmac;  
        enum ieee-p1619-xts-aes {  
            description  
                "encr-ieee-p1619-xts-aes --> Reserved for IEEE P1619  
XTS-AES.";  
        }  
        enum camellia-cbc;  
        enum camellia-ctr;  
        enum camellia-ccm-8-icv;  
        enum camellia-ccm-12-icv;  
        enum camellia-ccm-16-icv;  
        enum aes-cbc-128;  
        enum aes-cbc-192;  
        enum aes-cbc-256;  
        enum blowfish-128;  
        enum blowfish-192;  
        enum blowfish-256;  
        enum blowfish-448;  
        enum camellia-128;  
        enum camellia-192;  
        enum camellia-256;  
    }  
    description "Encryption algorithms --> RFC_5996";  
}
```



```
typedef integrity-algorithm-t {  
  
    type enumeration {  
        enum none;  
        enum hmac-md5-96;  
        enum hmac-sha1-96;  
        enum des-mac;  
        enum kpdk-md5;  
        enum aes-xcbc-96;  
        enum hmac-md5-128;  
        enum hmac-sha1-160;  
        enum aes-cmac-96;  
        enum aes-128-gmac;  
        enum aes-192-gmac;  
        enum aes-256-gmac;  
        enum hmac-sha2-256-128;  
        enum hmac-sha2-384-192;  
        enum hmac-sha2-512-256;  
        enum hmac-sha2-256-96;  
    }  
    description "Integrity Algorithms --> RFC_5996";  
}  
  
typedef combined-algorithm-t {  
  
    type enumeration {  
        enum AES-GCM-16-ICV;  
        enum AES-CCM;  
    }  
    description "Combined Algorithms --> RFC 7321";  
}  
  
typedef auth-protocol-type {  
    type enumeration {  
        enum IKEv1 { // not supported by model  
            description "Authentication protocol based on IKEv1";  
        }  
        enum IKEv2 {  
            description "Authentication protocol based on IKEv2";  
        }  
        enum KINK { // not supported by model  
            description "Authentication protocol based on KINK";  
        }  
    }  
    description "Peer authentication protocols";  
}  
  
typedef ipsec-mode {
```



```
    type enumeration {
        enum TRANSPORT { description "Transport mode"; }
        enum TUNNEL { description "Tunnel mode"; }
        enum BEET { description "Bound End-to-End Tunnel (BEET) mode for
ESP.";} /*Supported by XFRM*/
        enum RO { description "Route Optimization mode for Mobile IPv6";} /
*Supported by XFRM*/
        enum IN_TRIGGER {description "In trigger mode for Mobile IPv6";} /
*Supported by XFRM*/
    }
    description "type define of ipsec mode";
}

typedef ipsec-protocol {

    type enumeration {
        enum ah { description "AH Protocol"; }
        enum esp { description "ESP Protocol"; }
        enum comp { description "IP Compression";} /*Supported by XFRM*/
        enum route2 { description "Routing Header type 2. Mobile IPv6";} /
*Supported by XFRM*/
        enum hao {description "Home Agent Option";} /*Supported by XFRM*/
    }
    description "type define of ipsec security protocol";
}

typedef ipsec-spi {

    type uint32 { range "1..max"; }
    description "SPI";
}

typedef lifetime-action {
    type enumeration {
        enum terminate {description "Terminate the IPsec SA";}
        enum replace {description "Replace the IPsec SA with a new one";}
    }
    description "Action when lifetime expiration";
}

typedef ipsec-traffic-direction {

    type enumeration {
        enum INBOUND { description "Inbound traffic"; }
        enum OUTBOUND { description "Outbound traffic"; }
        enum FORWARD{ description "Forwarded traffic"; }
    }
    description "IPsec traffic direction";
```

}

Marin-Lopez & Lopez-MillExpires November 3, 2017

[Page 28]

```
typedef ipsec-spd-operation {  
  
    type enumeration {  
        enum PROTECT { description "PROTECT the traffic with IPsec"; }  
        enum BYPASS { description "BYPASS the traffic"; }  
        enum DISCARD { description "DISCARD the traffic"; }  
    }  
    description "The operation when traffic matches IPsec security policy";  
}
```

```
typedef ipsec-next-layer-proto {  
  
    type enumeration {  
        enum TCP { description "PROTECT the traffic with IPsec"; }  
        enum UDP { description "BYPASS the traffic"; }  
        enum SCTP { description "PROTECT the traffic with IPsec"; }  
        enum DCCP { description "PROTECT the traffic with IPsec"; }  
        enum ICMP { description "PROTECT the traffic with IPsec"; }  
        enum IPv6-ICMP { description "PROTECT the traffic with IPsec"; }  
        enum MH {description "PROTECT the traffic with IPsec"; }  
        enum GRE {description "PROTECT the traffic with IPsec"; }  
    }  
    description "Next layer proto on top of IP";  
}
```

```
typedef ipsec-spd-name {  
  
    type enumeration {  
        enum id_rfc_822_addr {  
            description "Fully qualified user name string.";  
        }  
        enum id_fqdn {  
            description "Fully qualified DNS name.";  
        }  
        enum id_der_asn1_dn {  
            description "X.500 distinguished name.";  
        }  
        enum id_key {  
            description "IKEv2 Key ID.";  
        }  
    }  
    description "IPsec SPD name type";  
}
```



```
typedef auth-method-type {
    /* Most implementations also provide XAUTH protocol, others used are:
    BLISS, P12, NTLM, PIN */

    type enumeration {
        enum pre-shared {
            description "Select pre-shared key message as the
authentication method";
        }
        enum rsa-signature {
            description "Select rsa digital signature as the
authentication method";
        }
        enum dss-signature {
            description "Select dss digital signature as the
authentication method";
        }
        enum eap {
            description "Select EAP as the authentication method";
        }
    }
    description "Peer authentication method";
}

/*##### PAD grouping #####*/

grouping auth-method-grouping {
    description "Peer authentication method data";

    container auth-method {
        description "Peer authentication method container";

        leaf auth-m {
            type auth-method-type;
            description "Type of authentication method (preshared, rsa, etc.)";
        }

        container pre-shared {
            when "../auth-m = pre-shared";
            leaf secret { type string; description "Pre-shared secret value"; }
            description "Shared secret value";
        }

        container rsa-signature {
            when "../auth-m = rsa-signature";
            leaf key-data {
                type string;
                description "RSA private key data - PEM";
            }
        }
    }
}
```

```
}
```

```
leaf key-file {  
  type string;
```

```
        description "RSA private key file name ";
    }

    leaf-list ca-data {
        type string;
        description "List of trusted CA certs - PEM";
    }
    leaf ca-file {
        type string;
        description "List of trusted CA certs file";
    }
    leaf cert-data {
        type string;
        description "X.509 certificate data - PEM4";
    }
    leaf cert-file {
        type string;
        description "X.509 certificate file";
    }
    leaf crl-data {
        type string;
        description "X.509 CRL certificate data in base64";
    }
    leaf crl-file {
        type string;
        description " X.509 CRL certificate file";
    }
    description "RSA signature container";
}
}
}

grouping identity-grouping {
    description "Identification type. It is an union identity";
    choice identity {
        description "Choice of identity.";

        leaf ipv4-address {
            type inet:ipv4-address;
            description "Specifies the identity as a single four (4) octet IPv4
address. An example is, 10.10.10.10. ";
        }
        leaf ipv6-address {
            type inet:ipv6-address;
            description "Specifies the identity as a single sixteen (16) octet IPv6
address. An example is FF01::101, 2001:DB8:0:0:8:800:200C:417A .";
        }
        leaf fqdn-string {
```

```
type inet:domain-name;  
description "Specifies the identity as a Fully-Qualified Domain Name  
(FQDN) string. An example is: example.com. The string MUST not contain any  
terminators (e.g., NULL, CR, etc.).";
```

```
    }
    leaf rfc822-address-string {
        type string;
        description "Specifies the identity as a fully-qualified RFC822 email
address string. An example is, jsmith@example.com. The string MUST not contain
any terminators (e.g., NULL, CR, etc.).";
    }
    leaf dnX509 {
        type string;
        description "Specifies the identity as a distinguished name in the X.
509 tradition.";
    }
    leaf id_key {
        type string;
        description "Key id";
    } /* From RFC4301 list of id types */
}
} /* grouping identity-grouping */

/*##### end PAD grouping #####*/

/*##### SAD and SPD grouping #####*/

grouping ip-addr-range {
description "IP address range grouping";
    leaf start {
        type inet:ip-address;
        description "Start IP address";
    }
    leaf end {
        type inet:ip-address;
        description "End IP address";
    }
}

grouping port-range {
description "Port range grouping";
    leaf start {
        type inet:port-number;
        description "Start IP address";
    }
    leaf end {
        type inet:port-number;
        description "End IP address";
    }
}

grouping tunnel-grouping {
```

```
description "Tunnel mode grouping";  
  leaf local{ type inet:ip-address; description "Local tunnel endpoint"; }  
  leaf remote{ type inet:ip-address; description "Remote tunnel endpoint"; }
```

```
    leaf bypass-df { type boolean; description "bypass DF bit"; }
    leaf bypass-dscp { type boolean; description "bypass DSCP"; }
    leaf dscp-mapping { type yang:hex-string; description "DSCP mapping"; }
    leaf ecn { type boolean; description "Bit ECN"; } /* RFC 4301 ASN1
notation. Annex C*/
}

grouping selector-grouping {
  description "Traffic selector grouping";
  list local-addresses {
    key "start end";
    uses ip-addr-range;
    description "List of local addresses";
  }
  list remote-addresses {
    key "start end";
    uses ip-addr-range;
    description "List of remote addresses";
  }
  leaf-list next-layer-protocol { type ipsec-next-layer-proto; description
"List of Next Layer Protocol";}
  list local-ports {
    key "start end";
    uses port-range;
    description "List of local ports";
  }

  list remote-ports {
    key "start end";
    uses port-range;
    description "List of remote ports";
  }
}

/*##### SAD grouping #####*/

grouping ipsec-sa-grouping {
  description "Configure Security Association (SA). Section 4.4.2.1 in RFC
4301";

  leaf spi { type ipsec-spi; description "Security Parameter Index";}
  leaf seq-number { type uint64; description "Current sequence number of
IPsec packet."; }
  leaf seq-number-overflow-flag { type boolean; description "The flag
indicating whether overflow of the sequence number counter should prevent
transmission of additional packets on the SA, or whether rollover is
permitted."; }
  leaf anti-replay-window { type uint16 { range "0 | 32..1024"; } description
```



```
"Anti replay window"; }  
    leaf rule-number {type uint32; description "This value links the SA with  
the SPD entry";}  
  
    uses selector-grouping;  
  
    leaf security-protocol { type ipsec-protocol; description "Security  
protocol of IPsec SA: Either AH or ESP."; }  
  
    container ah-sa {
```

```
    when "../security-protocol = ah";
    description "Configure Authentication Header (AH) for SA";
    leaf integrity-algorithm { type integrity-algorithm-t; description
"Configure Authentication Header (AH)."; }
    leaf key { type string; description "AH key value";}
}

container esp-sa {
    when "../security-protocol = esp";
    description "Set IPsec Encapsulation Security Payloer (ESP)";

    container encryption {
        description "Configure encryption for IPsec Encapsulation Secutiry
Payload (ESP)";
        leaf encryption-algorithm { type encryption-algorithm-t; description
"Configure ESP encryption"; }
        leaf key { type string; description "ESP encryption key value";}
        leaf iv {type string; description "ESP encryption IV value"; }
    }

    container integrity {
        description "Configure authentication for IPsec Encapsulation Secutiry
Payload (ESP)";
        leaf integrity-algorithm { type integrity-algorithm-t; description
"Configure Authentication Header (AH)."; }
        leaf key { type string; description "ESP integrity key value";}
    }

    container combined {
        description "ESP combined mode algorithms (encryption and integrity)";
        leaf combined-algorithm { type combined-algorithm-t; description
"Combined algorithm AEAD";}
    }
}

container sa-lifetime {
    description "This may be expressed as a time or byte count, or a
simultaneous use of both with the first lifetime to expire taking precedence";
    leaf time-soft { type uint32; default 0; description "Soft time
lifetime";}
    leaf time-hard { type uint32; default 0; description "Hard time
lifetime"; }
    leaf time-use-soft { type uint32; default 0; description "Use Soft time
lifetime";}
    leaf time-use-hard { type uint32; default 0; description "Use Hard time
lifetime";}
    leaf byte-soft { type uint32; default 0;description "Byte soft
```

```

lifetime"; }
    leaf byte-hard { type uint32; default 0; description "Byte hard
lifetime";}
    leaf packet-soft {type uint32; default 0; description "Packet soft
lifetime";}
    leaf packet-hard { type uint32; default 0; description "Packet hard
lifetime";}
    leaf action {type lifetime-action; description "action lifetime";}
    }

    leaf mode { type ipsec-mode; description "SA Mode"; }
    leaf statefulfragCheck { type boolean; description "TRUE stateful fragment
checking, FALSE no stateful fragment checking"; }
    leaf dscp { type yang:hex-string; description "DSCP value"; }

```

```
    container tunnel {
        when "../mode = TUNNEL";
        uses tunnel-grouping;
        description "Container for tunnel grouping";
    }

    leaf path-mtu { type uint16; description "Maximum size of an IPsec packet
that can be transmitted without fragmentation"; }

    container encap { /* This is defined by XFRM */
        description "Encapsulation container";
        leaf espinudp {type boolean; description "TRUE espinudp; FALSE espinudp-
nonike";}
        leaf sport {type inet:port-number; description "Encapsulation source
port";}
        leaf dport {type inet:port-number; description "Encapsulation destination
port"; }
        leaf oaddr {type inet:ip-address; description "Encapsulation Original
Address ";}
    }

}

/*##### end SAD grouping #####*/

/*##### SPD grouping #####*/

grouping ipsec-policy-grouping {
    description "Holds configuration information for an IPSec SPD entry.";

    leaf rule-number {
        type uint64;
        description "SPD index. RFC4301 does not mention an index however real
implementations provide a policy index/or id to refer a policy. ";
    }
    leaf priority {type uint32; default 0; description "Policy priority";}
    list names {
        key "name";
        leaf name-type {
            type ipsec-spd-name;
            description "SPD name type.";
        }
        leaf name {
            type string; description "Policy name";
        }
        description "List of policy names";
    }
}
```

```
container condition {  
  description "SPD condition --> RFC4301";
```

```
list traffic-selector-list {

    key "ts-number";

    leaf ts-number { type uint32; description "Traffic selector number"; }
    leaf direction { type ipsec-traffic-direction; description "in/fwd/
out"; }

    uses selector-grouping;
    leaf selector-priority {type uint32; default 0; description "It
establishes a priority to the traffic selector";}
    ordered-by user;

    description "List of traffic selectors";
}

container processing-info {
    description "SPD processing --> RFC4301";
    leaf action{ type ipsec-spd-operation; mandatory true; description "If
the action is bypass or discard processing container ipsec-sa-cfg is empty";}

    container ipsec-sa-cfg {
        when "../action = PROTECT";

        leaf pfp-flag { type boolean; description "Each selector has with a pfp
flag."; }
        leaf extSeqNum { type boolean; description "TRUE 64 bit counter, FALSE
32 bit"; }
        leaf seqOverflow { type boolean; description "TRUE rekey, FALSE
terminare & audit"; }
        leaf statefulfragCheck { type boolean; description "TRUE stateful
fragment checking, FALSE no stateful fragment checking"; }
        leaf security-protocol { type ipsec-protocol; description "Security
protocol of IPsec SA: Either AH or ESP."; }
        leaf mode { type ipsec-mode; description "transport/tunnel"; }

        container ah-algorithms {
            when "../security-protocol = ah";
            leaf-list ah-algorithm {
                type integrity-algorithm-t;
                description "Configure Authentication Header (AH).";
            }
            description "AH algoritms ";
        }

        container esp-algorithms {
            when "../security-protocol = esp";
            description "Configure Encapsulating Security Payload (ESP).";
```

```
        leaf-list authentication { type integrity-algorithm-t; description
"Configure ESP authentication"; }
        leaf-list encryption { type encryption-algorithm-t; description
"Configure ESP encryption"; }
    }

    container tunnel {
        when "../mode = TUNNEL";
        uses tunnel-grouping;
    }
}
```

```
        description "tunnel grouping container";
    }
    description " IPsec SA configuration container";
}
}

container spd-lifetime {
    description "SPD lifetime parameters";
    leaf time-soft { type uint32; default 0; description "Soft time
lifetime";}
    leaf time-hard { type uint32; default 0; description "Hard time
lifetime";}
    leaf time-use-soft { type uint32; default 0; description "Use soft
lifetime";}
    leaf time-use-hard { type uint32; default 0; description "Use hard
lifetime";}
    leaf byte-soft { type uint32; default 0; description "Byte soft
lifetime";}
    leaf byte-hard { type uint32; default 0; description "Hard soft
lifetime";}
    leaf packet-soft {type uint32; default 0; description "Packet soft
lifetime";}
    leaf packet-hard { type uint32; default 0; description "Packet hard
lifetime";}
}
}/* grouping ipsec-policy-grouping */

/*##### end SPD grouping #####*/

/*##### IKEv2-grouping #####*/

    grouping isakmp-proposal {
description "ISAKMP proposal grouping";
        leaf phase1-lifetime {
            type uint32;
            mandatory true;
            description "lifetime for IKE Phase 1 SAs";
        }
        leaf phase1-authby {
            type auth-method-type;
            mandatory true;
            description "Auth method for IKE Phase 1 SAs";
        }
        leaf-list phase1-authalg {
            type integrity-algorithm-t;
```



```
        description "Auth algorighm for IKE Phase 1 SAs";
    }
    leaf-list phase1-encalg {
        type encryption-algorithm-t;
        description "Auth algorighm for IKE Phase 1 SAs";
    }
    leaf dh_group {
        type uint32;
```

```
        mandatory true;
        description "Group number for Diffie Hellman
Exponentiation";
    }
} /* list isakmp-proposal */

grouping phase2-info {
description "IKE Phase 2 Information";
    leaf local-addr {
        type inet:ip-address;
        mandatory true;
description "IKEv2 Local address";
    }
    leaf remote-addr {
        type inet:ip-address;
        mandatory true;
description "IKEv2 Remote address";
    }
    leaf pfs_group {
        type uint32;
        description
            "If non-zero, require perfect forward secrecy
            when requesting new SA. The non-zero value is
            the required group number";
    }
    leaf phase2-lifetime {
        type uint32;
        mandatory true;
        description "lifetime for IKE Phase 2 SAs";
    }
    leaf-list phase2-authalg {
        type integrity-algorithm-t;
        description "Auth algorithm for IKE Phase 2 SAs";
    }
    leaf-list phase2-encalg {
        type encryption-algorithm-t;
        description "Auth algorithm for IKE Phase 2 SAs";
    }
}

grouping local-grouping {
    description "Configure the local peer in an IKE connection";

    container local {
description "Local container";
        choice my-identifier-type {
            default ipv4;
```

```
case ipv4 {
```

```

        leaf ipv4 {
            type inet:ipv4-address;
            description "IPv4 dotted-decimal
address";
        }
    }
    case ipv6 {
        leaf ipv6 {
            type inet:ipv6-address;
            description "numerical IPv6 address";
        }
    }
    case fqdn {
        leaf fqdn {
            type inet:domain-name;
            description "Fully Qualifed Domain name
";
        }
    }
    case dn {
        leaf dn {
            type string;
            description "Domain name";
        }
    }
    case user_fqdn {
        leaf user_fqdn {
            type string;
            description "User FQDN";
        }
    }
    description "Local ID type";
}
leaf my-identifier {
    type string;
    mandatory true;
    description "Local id used for authentication";
}
}
}

grouping remote-grouping {
    description "Configure the remote peer in an IKE connection";
    container remote {
        description "Remote container";
        choice my-identifier-type {
            default ipv4;
            case ipv4 {

```

```
leaf ipv4 {  
    type inet:ipv4-address;
```

```

        description "IPv4 dotted-decimal
address";
    }
}
case ipv6 {
    leaf ipv6 {
        type inet:ipv6-address;
        description "numerical IPv6 address";
    }
}
case fqdn {
    leaf fqdn {
        type inet:domain-name;
        description "Fully Qualifed Domain name";
    }
}
case dn {
    leaf dn {
        type string;
        description "Domain name";
    }
}
case user_fqdn {
    leaf user_fqdn {
        type string;
        description "User FQDN";
    }
}
description "Local ID type";
}
leaf my-identifier {
    type string;
    mandatory true;
    description "Local id used for authentication";
}
}
}

```

```
/*##### End IKEv2-groupingUMU #####*/
```

```
/*##### Register grouping #####*/
```

```
typedef sadb-msg-type {

    type enumeration {
        enum sadb_reserved;
        enum sadb_getspi;
    }
}

```

```
enum sadb_update;  
enum sadb_add;
```

```
    enum sadb_delete;
    enum sadb_get;
    enum sadb_acquire;
    enum sadb_register;
    enum sadb_expire;
    enum sadb_flush;
    enum sadb_dump;
    enum sadb_x_promisc;
    enum sadb_x_pchange;
    enum sadb_max;
}
description "PF_KEY base message types";
}

typedef sadb-msg-satype {

    type enumeration {
        enum sadb_satype_unspec;
        enum sadb_satype_ah;
        enum sadb_satype_esp;
        enum sadb_satype_rsvp;
        enum sadb_satype_ospfv2;
        enum sadb_satype_ripv2;
        enum sadb_satype_mip;
        enum sadb_satype_max;
    }
    description "PF_KEY Security Association types";
}

grouping base-grouping {
    description "Configuration for the message header format";
    list base-list {
        key "version";
        leaf version { type string; description "Version of PF_KEY (MUST be
PF_KEY_V2)"; }
        leaf msg_type { type sadb-msg-type; description "Identifies the type of
message"; }
        leaf msg_satype { type sadb-msg-satype; description "Defines the type of
Security Association"; }
        leaf msg_seq { type uint32; description "Sequence number of this
message."; }
        description "Configuration for a specific message header format";
    }
}

grouping algorithm-grouping {
    description "List of supported authentication and encryption algorithms";
    list algorithm-supported{
```



```
    container authentication {  
        description "Authentication algorithm supported";  
        leaf name { type integrity-algorithm-t; description "Name of  
authentication algorithm"; }  
        leaf ivlen { type uint8; description "Length of the initialization  
vector to be used for the algorithm"; }
```

```

        leaf min-bits { type uint16; description "The minimun acceptable key
length, in bits"; }
        leaf max-bits { type uint16; description "The maximun acceptable key
length, in bits"; }
    }
    container encryption {
        description "Encryption algorithm supported";
        leaf name { type encryption-algorithm-t; description "Name of
encryption algorithm"; }
        leaf ivlen { type uint8; description "Length of the initialization
vector to be used for the algorithm"; }
        leaf min-bits { type uint16; description "The minimun acceptable key
length, in bits"; }
        leaf max-bits { type uint16; description "The maximun acceptable key
length, in bits"; }
    }
    description "List for a specific algorithm";
}
}

```

```
/*##### End Register grouping #####*/
```

```
/*##### ipsec #####*/
```

```

    container ietf-ipsec {
        description "Main IPsec container ";

        container ikev2 {
            if-feature case1;
            description "Configure the IKEv2";

            container ike-connection {
                description "IKE connections configuration";

                list ike-conn-entries {
                    key "conn-name";
                    description "IKE peer connetion information";
                    leaf conn-name {
                        type string;
                        mandatory true;
                        description "Name of IKE
connection";
                    }
                }

                leaf autostartup {
                    type boolean;
                    mandatory true;
                    description "if True: automatically start

```

```
tunnel at startup; else we do lazy tunnel setup based on trigger from
datapath";
    }
    leaf nat-traversal {
        type boolean;
        default false;
        description "Enable/Disable NAT traversal";
    }
    leaf version {
```

```
        type enumeration {
        /* we only support ikev2 in this version */
        enum ikev2 {value 2;}
        }
        description "IKE version";
        }

        uses isakmp-proposal;
        uses local-grouping;
        uses remote-grouping;
        uses phase2-info;

    } /* ike-conn-entries */
    } /* container ike-connection */
} /* container ikev2 */

container ipsec {
    description "Configuration IPsec";

    container spd {
        description "Configure the Security Policy Database (SPD)";
        list spd-entry {
            key "rule-number";
            uses ipsec-policy-grouping;
            ordered-by user;
            description "List of SPD entries";
        }
    }

    container sad {
        if-feature case2;
        description "Configure the IPSec Security Association Database (SAD)";
        list sad-entry {
            key "spi";
            uses ipsec-sa-grouping;
            description "List of SAD entries";
        }
    }

    container pad {
        if-feature case1;
        description "Configure Peer Authorization Database (PAD)";

        list pad-entries {
            key "pad-entry-id";
            ordered-by user;
            description "Peer Authorization Database (PAD)";
```



```

        leaf pad-entry-id {
            type uint64;
            description "SAD index. ";
        }

        uses identity-grouping;

        leaf pad-auth-protocol {
            type auth-protocol-type;
            description "IKEv1, IKEv2, KINK, etc. ";
        }
        uses auth-method-grouping;
    }
}

} /* container ietf-ipsec */

/*##### State Data #####*/

// TBD

/*##### RPC and Notifications #####*/

/* Note: not yet completed */
// Those RPCs are needed by a Security Controller in case 2 */

rpc sadb_register {
    description "Allows netconf to register its key socket as able to acquire
new security associations for the kernel";
    input {
        uses base-grouping;
    }
    output {
        uses base-grouping;
        uses algorithm-grouping;
    }
}

notification spd-expire {
    description "A SPD entry has expired";
    leaf index {
        type uint64;
        description "SPD index. RFC4301 does not mention an index however real
implementations (e.g. XFRM or PFKEY_v2 with KAME extensions provide a policy
index to refer a policy. ";
    }
}

```

}

Marin-Lopez & Lopez-MillExpires November 3, 2017

[Page 44]

```
notification sadb_acquire {
  description "A IPsec SA is required ";
  leaf state {
    type uint32;
    mandatory "true";
    description
      "Request the creation of a SADB entry";
  }
}

notification sadb_expire {
  description ".....";
  leaf state {
    type uint32;
    mandatory "true";
    description
      "Notify the expiration of a entry in the SADB";
  }
}

} /*module ietf-ipsec*/
```

<CODE ENDS>

Authors' Addresses

Rafa Marin-Lopez
University of Murcia
Campus de Espinardo S/N, Faculty of Computer Science
Murcia 30100
Spain

Phone: +34 868 88 85 01
EMail: rafa@um.es

Gabriel Lopez-Millan
University of Murcia
Campus de Espinardo S/N, Faculty of Computer Science
Murcia 30100
Spain

Phone: +34 868 88 85 04
EMail: gabilm@um.es

