

Network Working Group
Internet Draft
Intended status: Informational
Expires: April 2016

A. Bashandy, Ed.
C. Filsfils
Cisco Systems
P. Mohapatra
Sprout Networks
October 12, 2015

BGP Prefix Independent Convergence
[draft-bashandy-rtgwg-bgp-pic-00.txt](#)

Abstract

In the network comprising thousands of iBGP peers exchanging millions of routes, many routes are reachable via more than one path. Given the large scaling targets, it is desirable to restore traffic after failure in a time period that does not depend on the number of BGP prefixes. In this document we proposed a technique by which traffic can be re-routed to ECMP or pre-calculated backup paths in a timeframe that does not depend on the number of BGP prefixes. The objective is achieved through organizing the forwarding chains in a hierarchical manner and sharing forwarding elements among the maximum possible number of routes. The proposed technique achieves prefix independent convergence while ensuring incremental deployment, complete transparency and automation, and zero management and provisioning effort

Status of this Memo

This Internet-Draft is submitted in full conformance with the provisions of [BCP 78](#) and [BCP 79](#).

This document may contain material from IETF Documents or IETF Contributions published or made publicly available before November 10, 2008. The person(s) controlling the copyright in some of this material may not have granted the IETF Trust the right to allow modifications of such material outside the IETF Standards Process. Without obtaining an adequate license from the person(s) controlling the copyright in such materials, this document may not be modified outside the IETF Standards Process, and derivative works of it may not be created outside the IETF Standards Process, except to format it for publication as an RFC or to translate it into languages other than English.

Internet-Drafts are working documents of the Internet Engineering Task Force (IETF), its areas, and its working groups. Note that other groups may also distribute working documents as Internet-Drafts.

Internet-Drafts are draft documents valid for a maximum of six months and may be updated, replaced, or obsoleted by other

documents at any time. It is inappropriate to use Internet-Drafts as reference material or to cite them other than as "work in progress."

The list of current Internet-Drafts can be accessed at

<http://www.ietf.org/ietf/1id-abstracts.txt>

The list of Internet-Draft Shadow Directories can be accessed at

<http://www.ietf.org/shadow.html>

This Internet-Draft will expire on April 12, 2013.

Copyright Notice

Copyright (c) 2015 IETF Trust and the persons identified as the document authors. All rights reserved.

This document is subject to [BCP 78](#) and the IETF Trust's Legal Provisions Relating to IETF Documents (<http://trustee.ietf.org/license-info>) in effect on the date of publication of this document. Please review these documents carefully, as they describe your rights and restrictions with respect to this document. Code Components extracted from this document must include Simplified BSD License text as described in Section 4.e of the [Trust Legal Provisions](#) and are provided without warranty as described in the Simplified BSD License.

Table of Contents

1.	Introduction.....	3
1.1.	Conventions used in this document.....	3
1.2.	Terminology.....	3
2.	Constructing the Shared Hierarchical Forwarding Chain.....	5
2.1.	Databases.....	5
2.2.	Constructing the forwarding chain from a downloaded route.	5
2.3.	Examples.....	6
2.3.1.	Example 1: Forwarding Chain for iBGP ECMP.....	7
2.3.2.	Example 2: Primary Backup Paths.....	9
3.	Forwarding Behavior.....	9
4.	Forwarding Chain Adjustment at a Failure.....	10
4.1.	BGP-PIC core.....	11
4.2.	BGP-PIC edge.....	12
4.2.1.	Adjusting forwarding Chain in egress node failure....	12
4.2.2.	Adjusting Forwarding Chain on PE-CE link Failure....	12
5.	Properties.....	13
6.	Dependency.....	16
7.	Security Considerations.....	17
8.	IANA Considerations.....	17

9.	Conclusions.....	17
10.	References.....	17
10.1.	Normative References.....	17
10.2.	Informative References.....	17
11.	Acknowledgments.....	18
Appendix A.	Modification History.....	19
A.1.1.	Changes from Version 01.....	19
A.1.2.	Changes from Version 00.....	19

[1.](#) Introduction

As a path vector protocol, BGP is inherently slow due to the serial nature of reachability propagation. BGP speakers exchange reachability information about prefixes[2][3] and, for labeled address families, namely AFI/SAFI 1/4, 2/4, 1/128, and 2/128, an edge router assigns local labels to prefixes and associates the local label with each advertised prefix such as L3VPN [6], 6PE [7], and Software [5]. A BGP speaker then applies the path selection steps to choose the best path. In modern networks, it is not uncommon to have a prefix reachable via multiple edge routers. In addition to proprietary techniques, multiple techniques have been proposed to allow for more than one path for a given prefix [4][9][10], whether in the form of equal cost multipath or primary-backup. Another more common and widely deployed scenario is L3VPN with multi-homed VPN sites.

This document proposes a hierarchical and shared forwarding chain organization that allows traffic to be restored to pre-calculated alternative equal cost primary path or backup path in a time period that does not depend on the number of BGP prefixes. The technique relies on internal router behavior that is completely transparent to the operator and can be incrementally deployed and enabled with zero operator intervention.

1.1. Conventions used in this document

The key words "MUST", "MUST NOT", "REQUIRED", "SHALL", "SHALL NOT", "SHOULD", "SHOULD NOT", "RECOMMENDED", "MAY", and "OPTIONAL" in this document are to be interpreted as described in [RFC-2119](#) [1].

In this document, these words will appear with that interpretation only when in ALL CAPS. Lower case uses of these words are not to be interpreted as carrying [RFC-2119](#) significance.

1.2. Terminology

This section defines the terms used in this document. For ease of use, we will use terms similar to those used by L3VPN [6]

- o BGP prefix: It is a prefix P/m (of any AFI/SAFI) that a BGP speaker has a path for.
- o IGP prefix: It is a prefix P/m (of any AFI/SAFI) that is learnt via an Interior Gateway Protocol, such as OSPF and ISIS, has a path for. The prefix may be learnt directly through the IGP or redistributed from other protocol(s)
- o CE: It is an external router through which an egress PE can reach a prefix P/m.
- o Ingress PE, "iPE": It is a BGP speaker that learns about a prefix through another IBGP peer and chooses that IBGP peer as the next-hop for the prefix.
- o Path: It is the next-hop in a sequence of unique connected nodes starting from the current node and ending with the destination node or network identified by the prefix.
- o Recursive path: It is a path consisting only of the IP address of the next-hop without the outgoing interface. Subsequent lookups are needed to determine the outgoing interface.
- o Non-recursive path: It is a path consisting of the IP address of the next-hop and one outgoing interface
- o Primary path: It is a recursive or non-recursive path that can be used all the time. A prefix can have more than one primary path
- o Backup path: It is a recursive or non-recursive path that can be used only after some or all primary paths become unreachable
- o Leaf: A leaf is container data structure for a prefix or local label. Alternatively, it is the data structure that contains prefix specific information.
- o IP leaf: Is the leaf corresponding to an IPv4 or IPv6 prefix
- o Label leaf. It is the leaf corresponding to a locally allocated label such as the VPN label on an egress PE [6].
- o Pathlist: It is an array of paths used by one or more prefix to forward traffic to destination(s) covered by a IP prefix. Each path in the pathlist carries its "path-index" that identifies its position in the array of paths. A pathlist may contain a mix of primary and backup paths

- o OutLabel-Array: Each labeled prefix is associated with an OutLabel-Array. The OutLabel-Array is a list of one or more outgoing labels and/or label actions where each label or label action has 1-to-1 correspondence to a path in the pathlist. The number of entries in the OutLabel-array is identical to the number of paths in the pathlist and the *i*th outlabel entry is associated with the path whose path-index is "*i*". Label actions are: push the label, pop the label, or swap the incoming label with the outlabel. The prefix may be an IGP or BGP prefix
- o Adjacency: It is the layer 2 encapsulation leading to the layer 3 directly connected next-hop
- o Dependency: An object X is said to be a dependent or Child of object Y if Object Y cannot be deleted unless object X is no longer a dependent/child of object Y
- o Route: It is a prefix with one or more paths associated with it. Hence the minimum set of objects needed to construct a route is a leaf and a pathlist.

2. Constructing the Shared Hierarchical Forwarding Chain

2.1. Databases

The Forwarding Information Base (FIB) on a router maintains 3 basic databases

- o Pathlist-DB: A pathlist is uniquely identified by the list of paths. The Pathlist DB contains the set of all shared pathlists
- o Leaf-DB: A leaf is uniquely identified by the prefix or the label
- o Adjacency-DB: An adjacency is uniquely identified by the outgoing layer 3 interface and the IP address of the next-hop directly connected to the layer 3 interface. Adjacency DB contains the list of all adjacencies

2.2. Constructing the forwarding chain from a downloaded route

1. A prefix with a list of paths is downloaded to FIB from BGP. For labeled prefixes, an OutLabel-Array and possibly a local label (e.g. for a VPN [6] prefix on an egress PE) are also downloaded
2. If the prefix does not exist, construct a new IP leaf from the downloaded prefix. If a local label is allocated, construct a label leaf from the local label

3. Construct an OutLabel-Array and attach the Outlabel array to the IP and label leaf
4. The list of paths attached to the route is looked up in the pathlist-DB
5. If a pathlist PL is found
 - a. Retrieve the pathlist
6. Else
 - a. Construct a new pathlist
 - b. Insert the new pathlist in the pathlist-DB
 - c. Resolve the paths of the pathlist as follows
 - d. Recursive path:
 - i. Lookup the next-hop in the leaf-DB
 - ii. If a leaf with at least one reachable path is found, add the path to the dependency list of the leaf
 - iii. Otherwise the path remains unresolved and cannot be used for forwarding
 - e. Non-recursive path
 - i. Lookup the next-hop and outgoing interface in the adjacency-DB
 - ii. If an adjacency is found, add the path to the dependency list of adjacency
 - iii. Otherwise, create a new adjacency and add the path to its dependency list
7. Attach the leaf(s) as (a) dependent(s) of the pathlist

As a result of the above steps, a forwarding chain starting with a leaf and ending with one or more adjacency is constructed. It is noteworthy to mention that the forwarding chain is constructed without any operator intervention at all.

2.3. Examples

This section outlines two examples that we will use for illustration for the rest of the document. The examples use a standard multihomed

VPN [6] prefix in a BGP-free core running LDP. The topology is depicted in Figure 1.

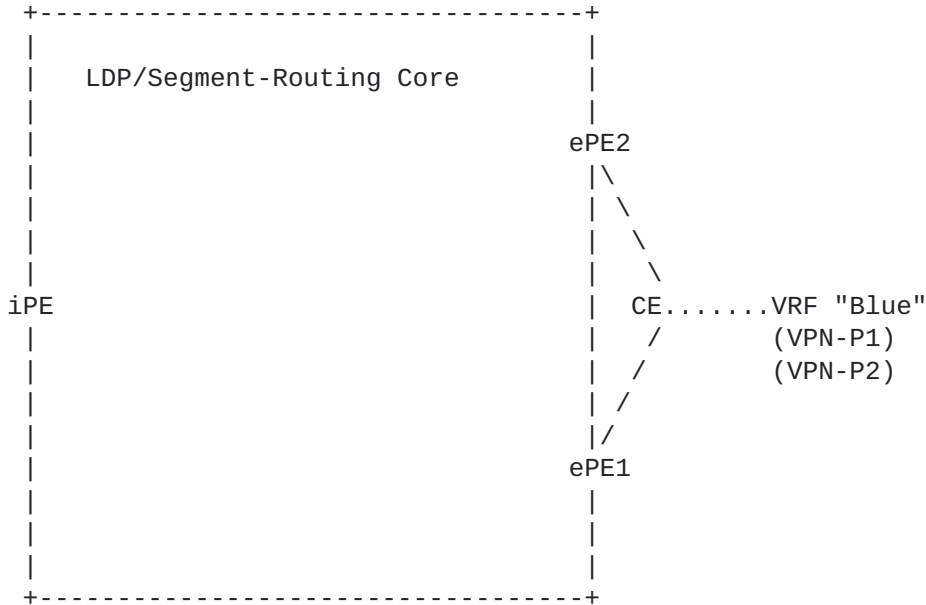


Figure 1 VPN prefix reachable via multiple PEs

The first example is an illustration of ECMP while the second example is an illustration of primary-backup paths

2.3.1. Example 1: Forwarding Chain for iBGP ECMP

Consider the case of the ingress PE (iPE) in the multi-homed VPN prefixes depicted in Figure 1. Suppose the iPE receives route advertisements for the VPN prefixes VPN-P1 and VPN-P2 from two egress PEs, ePE1 and ePE2 with next-hop BGP-NH1 and BGP-NH2, respectively. Assume that ePE1 advertise the VPN labels VPN-L11 and VPN-L12 while ePE2 advertise the VPN labels VPN-L21 and VPN-L22 for VPN-P1 and VPN-P2, respectively. Suppose that BGP-NH1 and BGP-NH2 are resolved via the IGP prefixes IGP-P1 and IGP-P2, which also happen to have 2 ECMP paths with IGP-NH1 and IGP-NH2 reachable via the interfaces I1 and I2. Suppose that LDP on the downstream LSRs for IGP-P1 and IGP-P2 are assign the LDP labels LDP-L1 and LDP-L2 to the prefixes IGP-P1 and IGP-P2. The forwarding chain on the ingress PE "iPE" for the VPN prefixes is depicted in Figure 2.

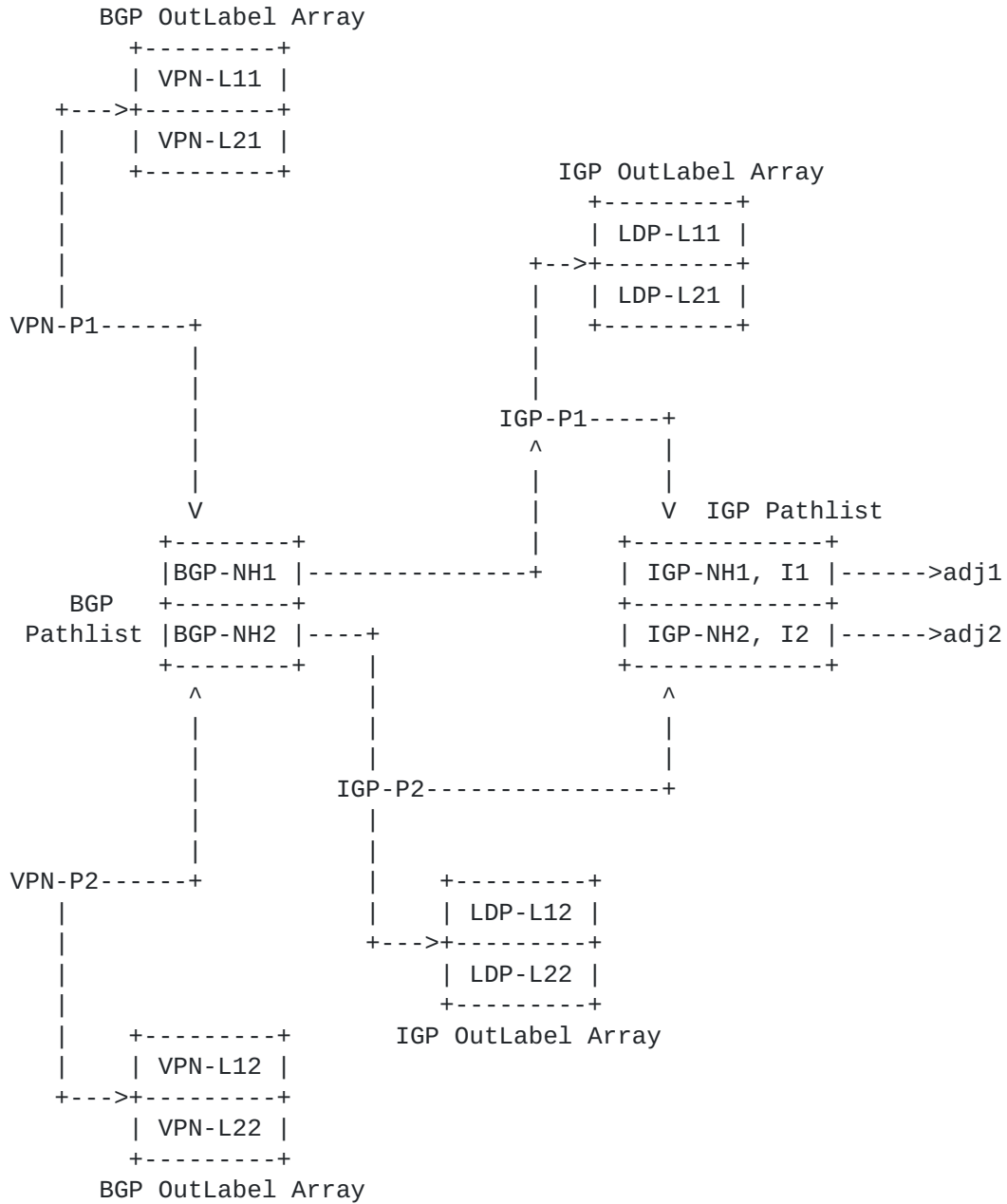


Figure 2 Forwarding Chain for VPN Prefixes with iBGP ECMP

The structure depicted in Figure 2 illustrates the two important properties discussed in this memo: sharing and hierarchy. We can see that the both the BGP and IGP pathlists are shared among multiple BGP and IGP prefixes, respectively. At the same time, the forwarding chain objects depend on each other in a child-parent relation instead of being collapsed into a single level.

2.3.2. Example 2: Primary Backup Paths

Consider the egress PE ePE1 in the case of the multi-homed VPN prefixes in the BGP-free LDP core depicted in Figure 1. Suppose ePE1 determines that the primary path is the external path but the backup path is the iBGP path to the other PE ePE2 with next-hop BGP-NH2. ePE2 constructs the forwarding chain depicted in Figure 1. We are only showing a single VPN prefix for simplicity. But all prefixes that are multihomed to ePE1 and ePE2 share the BGP pathlist

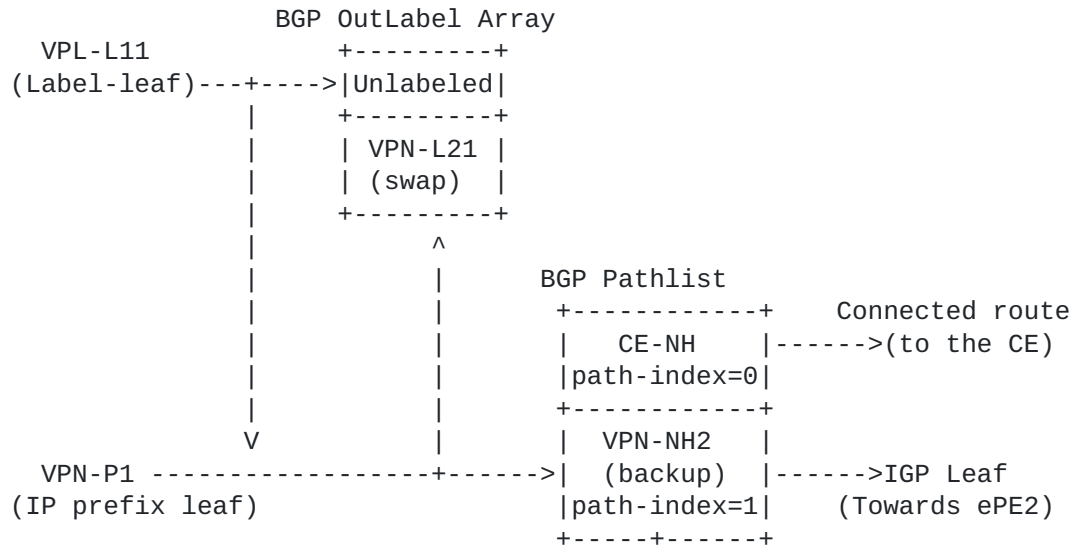


Figure 3 VPN Prefix Forwarding Chain with eiBGP paths on egress PE

The example depicted in Figure 3 differs from the example in Figure 2 in two main aspects. First as long as the primary path towards the CE (external path) is useable, it will be the only path used for forwarding while the OutLabel-Array contains both the unlabeled label (primary path) and the VPN label (backup path) advertised by the backup path ePE2. The second aspect is presence of the label leaf corresponding to the VPN prefix. This label leaf is used to match VPN traffic arriving from the core. Note that the label leaf shares the OutLabel-Array and the pathlist with the IP prefix.

3. Forwarding Behavior

When a packet arrives, it matches a leaf. A labeled packet matches a label leaf while an IP packet matches an IP prefix leaf. The forwarding engines walks the forwarding chain starting from the leaf until the walk terminates on an adjacency. Thus when a packet arrives, the chain is walked as follows:

1. Lookup the leaf based on the destination address or the label at the top of the packet
2. Retrieve the parent pathlist of the leaf
3. Pick the outgoing path from the list of resolved paths in the pathlist. The method by which the outgoing path is picked is beyond the scope of this document (i.e. flow-preserving hash exploiting entropy within the MPLS stack and IP header). Let the "path-index" of the outgoing path be "i".
4. If the prefix is labeled, use the "path-index" "i" to retrieve the ith label "Li" stored the ith entry in the OutLabel-Array and apply the label action of the label on the packet (e.g. for VPN label on the ingress PE, the label action is "push").
5. Move to the parent of the chosen path "i"
6. If the chosen path "i" is recursive, move to its parent prefix and go to step 2
7. If the chosen path "i" is non-recursive move to its parent adjacency
8. Encapsulate the packet in the L2 string specified by the adjacency and send the packet out.

Let's applying the above forwarding steps to the example described in Figure 1 [Section 2.3.1](#). Suppose a packet arrives at ingress PE iPE from an external neighbor. Assume the packet matches the VPN prefix VPN-P1. While walking the forwarding chain, the forwarding engine applies hashing algorithm to choose the path and the hashing at the BGP level yields path 0 while the hashing at the IGP level yields path 1. In that case, the packet will be sent out of interface I1 with the label stack "LDP-L12,VPN-L21".

4. Forwarding Chain Adjustment at a Failure

The hierarchical and shared structure of the forwarding chain explained in [Section 2](#). allows modifying a small number of forwarding chain objects to re-route traffic to a pre-calculated equal-cost or backup path without the need to modify the possibly very large number of BGP prefixes. In this section, we go over various core and edge failure scenarios to illustrate how FIB manager can utilize the forwarding chain structure to achieve prefix independent convergence.

4.1. BGP-PIC core

This section describes the adjustments to the forwarding chain when a core link or node fails but the BGP next-hop remains reachable.

There are two case: remote link failure and attached link failure. Node failures are treated as link failures.

When a remote link or node fails, IGP receives advertisement indicating a topology change so IGP re-converges to either find a new next-hop and outgoing interface or remove the path completely from the IGP prefix used to resolve BGP next-hops. IGP and/or LDP download the modified IGP leaves with modified outgoing labels for labeled core. FIB manager modifies the existing IGP leaf by executing the steps outlined in [Section 2.2](#).

When a local link fails, FIB manager detects the failure almost immediately. The FIB manager marks the impacted path(s) as unuseable so that only useable paths are used to forward packets. Note that in this particular case there is actually no need even to backwalk to IGP leaves to adjust the OutLabel-Arrays because FIB can rely on the path-index stored in the useable paths in the loadinfo to pick the right label.

It is noteworthy to mention that because FIB manager modifies the forwarding chain starting from the IGP leaves only, BGP pathlists and leaves are not modified. Hence traffic restoration occurs within the time frame of IGP convergence, and, for local link failure, within the timeframe of local detection. Thus it is possible to achieve sub-50 msec convergence as described in [\[8\]](#) for local link failure

Let's apply the procedure to the forwarding chain depicted in Figure 2 [Section 2.3.1](#). Suppose a remote link failure occurs and impacts the first ECMP IGP path to the remote BGP nhop. Upon IGP convergence, the IGP pathlist of the BGP nhop is updated to reflect the new topology (one path instead of two). As soon as the IGP convergence is effective for the BGP nhop entry, the new forwarding state is immediately available to all dependent BGP prefixes. The same behavior would occur if the failure was local such as an interface going down. As soon as the IGP convergence is complete for the BGP nhop IGP route, all its BGP depending routes benefit from the new path. In fact, upon local failure, if LFA protection is enabled for the IGP route to the BGP nhop and a backup path was pre-computed and installed in the pathlist, upon the local interface failure, the LFA backup path is immediately activated (sub-50msec) and thus protection benefits all the depending BGP traffic through the hierarchical forwarding dependency between the routes.

4.2. BGP-PIC edge

This section describes the adjustments to the forwarding chains as a result of edge node or edge link failure

4.2.1. Adjusting forwarding Chain in egress node failure

When an edge node fails, IGP on neighboring core nodes send route updates indicating that the edge node is no longer reachable. IGP running on the iBGP peers instructs FIB to remove the IP and label leaves corresponding to the failed edge node from FIB. So FIB manager performs the following steps:

- o FIB manager deletes the IGP leaf corresponding to the failed edge node
- o FIB manager backwalks to all dependent BGP pathlists and marks that path using the deleted IGP leaf as unresolved
- o Note that there is no need to modify BGP leaves because each path in the pathlist carries its path index and hence the correct outgoing label will be picked. So for example the forwarding chain depicted in Figure 2, if the 1st path becomes unresolved, then the forwarding engine will only use the second path path for forwarding. Yet the pathindex of that single resolved path will still be 1 and hence the label VPN-L21 or VPN-L22 will be pushed

4.2.2. Adjusting Forwarding Chain on PE-CE link Failure

Suppose the link between an edge router and its external peer fails. There are two scenarios (1) the edge node attached to the failed link performs next-hop self and (2) the edge node attached to the failure advertises the IP address of the failed link as the next-hop attribute to its iBGP peers.

In the first case, the rest of iBGP peers will remain unaware of the link failure and will continue to forward traffic to the edge node until the edge node attached to the failed link withdraws the BGP prefixes. If the destination prefixes are multi-homed to another iBGP peer, say ePE2, then FIB manager on the edge router detecting the link failure performs the following tasks

- o FIB manager backwalks to the BGP pathlists marks the path through the failed link to the external peer as unresolved
- o Hence traffic will be forwarded used the backup path towards ePE2
- o For labeled traffic

- o The Outlabel-Array attached to the BGP leaves already contains an entry corresponding to the path towards ePE2.
- o The label entry in OutLabel-Arrays corresponding to the internal path to ePE2 has swap action and the label advertised by ePE2
- o For an arriving label packet (e.g. VPN), the top label is swapped with the label advertised by ePE2
- o For unlabeled traffic, packets are simply redirected towards ePE2

In the second case where the edge router uses the IP address of the failed link as the BGP next-hop, the edge router will still perform the previous steps. But, unlike the case of next-hop self, IGP on failed edge node informs the rest of the iBGP peers that IP address of the failed link is no longer reachable. Hence the FIB manager on iBGP peers will delete the IGP leaf corresponding to the IP prefix of the failed link. The behavior of the iBGP peers will be identical to the case of edge node failure outlined in [Section 4.2.1](#).

It is noteworthy to mention that because the edge link failure is local to the edge router, sub-50 msec convergence can be achieved as described in [\[8\]](#).

Let's try to apply the case of next-hop self to the forwarding chain depicted in Figure 3. After failure of the link between ePE1 and CE, the forwarding engine will route traffic arriving from the core towards VPN-NH2 with path-index=1. A packet arriving from the core will contain the label VPN-L11 at top. The label VPN-L11 is swapped with the label VPN-L21 and the packet is forwarded towards ePE2

[5. Properties](#)

5.1 Coverage

All the possible failures are covered, whether they impact a local or remote IGP path or a local or remote BGP nhop as described in [Section 4](#). This section provides details for each failure and now the hierarchical and shared FIB structure proposed in this document allows recovery that does not depend on number of BGP prefixes

5.1.1 A remote failure on the path to a BGP nhop

Upon IGP convergence, the IGP leaf for the BGP nhop is updated upon IGP convergence and all the BGP depending routes leverage the new IGP forwarding state immediately.

This BGP resiliency property only depends on IGP convergence and is independent of the number of BGP prefixes impacted.

5.1.2 A local failure on the path to a BGP nhop

Upon LFA protection, the IGP leaf for the BGP nhop is updated to use the precomputed LFA backup path and all the BGP depending routes leverage this LFA protection.

This BGP resiliency property only depends on LFA protection and is independent of the number of BGP prefixes impacted.

5.1.3 A remote iBGP nhop fails

Upon IGP convergence, the IGP leaf for the BGP nhop is deleted and all the depending BGP Path-Lists are updated to either use the remaining ECMP BGP best-paths or if none remains available to activate precomputed backups.

This BGP resiliency property only depends on IGP convergence and is independent of the number of BGP prefixes impacted.

5.1.4 A local eBGP nhop fails

Upon local link failure detection, the adjacency to the BGP nhop is deleted and all the depending BGP Path-Lists are updated to either use the remaining ECMP BGP best-paths or if none remains available to activate precomputed backups.

This BGP resiliency property only depends on local link failure detection and is independent of the number of BGP prefixes impacted.

5.2 Performance

When the failure is local (a local IGP nhop failure or a local eBGP nhop failure), a pre-computed and pre-installed backup is activated by a local-protection mechanism that does not depend on the number of BGP destinations impacted by the failure. Sub-50msec is thus possible even if millions of BGP routes are impacted.

When the failure is remote (a remote IGP failure not impacting the BGP nhop or a remote BGP nhop failure), an alternate path is activated upon IGP convergence. All the impacted BGP destinations benefit from a working alternate path as soon as the IGP convergence occurs for their impacted BGP nhop even if millions of BGP routes are impacted.

5.2.1 Perspective

The following table puts the BGP PIC benefits in perspective assuming

- o 1M impacted BGP prefixes
- o IGP convergence ~ 500 msec
- o local protection ~ 50msec
- o FIB Update per BGP destination ~ 100usec conservative,
~ 10usec optimistic
- o BGP Convergence per BGP destination ~ 200usec conservative,
~ 100usec optimistic

	Without PIC	With PIC
Local IGP Failure	10 to 100sec	50msec
Local BGP Failure	100 to 200sec	50msec
Remote IGP Failure	10 to 100sec	500msec
Local BGP Failure	100 to 200sec	500msec

Upon local IGP nhop failure or remote IGP nhop failure, the existing primary BGP nhop is intact and usable hence the resiliency only depends on the ability of the FIB mechanism to reflect the new path to the BGP nhop to the depending BGP destinations. Without BGP PIC, a conservative back-of-the-envelope estimation for this FIB update is 100usec per BGP destination. An optimistic estimation is 10usec per entry.

Upon local BGP nhop failure or remote BGP nhop failure, without the BGP PIC mechanism, a new BGP Best-Path needs to be recomputed and new updates need to be sent to peers. This depends on BGP processing time that will be shared between best-path computation, RIB update and peer update. A conservative back-of-the-envelope estimation for this is 200usec per BGP destination. An optimistic estimation is 100usec per entry.

5.3 Automated

The BGP PIC solution does not require any operator involvement. The process is entirely automated as part of the FIB implementation.

The salient points enabling this automation are:

- o Extension of the BGP Best Path to compute a backup BGP nhop [[11](#)]
- o Sharing of BGP Path-list across BGP destinations with same primary and backup BGP nhop
- o Hierarchical indirection and dependency between BGP Path-List and IGP-Path-List

5.4 Incremental Deployment

As soon as one router supports BGP PIC solution, it benefits from all its benefits without any requirement for other routers to support BGP PIC.

6. Dependency

This section describes the required functionality in the forwarding and control planes to support BGP-PIC described in this document

6.1 Hierarchical Hardware FIB

BGP PIC requires a hierarchical hardware FIB support: for each BGP forwarded packet, a BGP leaf is looked up, then a BGP Path-List is consulted, then an IGP Path-List, then an Adjacency.

An alternative method consists in "flattening" the dependencies when programming the BGP destinations into HW FIB resulting in potentially eliminating both the BGP Path-List and IGP Path-List consultation. Such an approach decreases the number of memory lookup's per forwarding operation at the expense of HW FIB memory increase (flattening means less sharing hence duplication), loss of ECMP properties (flattening means less path-list entropy) and loss of BGP PIC properties.

6.2 Availability of a secondary BGP next-hop

When the primary BGP nhop fails, BGP PIC depends on the availability of a pre-computed and pre-installed secondary BGP nhop in the BGP Path-List.

The existence of a secondary next-hop is clear for the following reason: a service caring for network availability will require two disjoint network connections hence two BGP nhops.

The BGP distribution of the secondary next-hop is simple thanks to the following BGP mechanisms: Add-Path [9], BGP Best-External [4], diverse path [10], and the frequent use in VPN deployments of different VPN RD's per PE.

6.3 Pre-Computation of a secondary BGP nhop

[11] describes how a secondary BGP nhop can be precomputed on a per BGP destination basis.

7. Security Considerations

No additional security risk is introduced by using the mechanisms proposed in this document

8. IANA Considerations

No requirements for IANA

9. Conclusions

This document proposes a hierarchical and shared forwarding chain structure that allows achieving prefix independent convergence, and in the case of locally detected failures, sub-50 msec convergence. A router can construct the forwarding chains in a completely transparent manner with zero operator intervention. It supports incremental deployment.

10. References

10.1. Normative References

- [1] Bradner, S., "Key words for use in RFCs to Indicate Requirement Levels", [BCP 14](#), [RFC 2119](#), March 1997.
- [2] Rekhter, Y., Li, T., and S. Hares, "A Border Gateway Protocol 4 (BGP-4)", [RFC 4271](#), January 2006
- [3] Bates, T., Chandra, R., Katz, D., and Rekhter Y., "Multiprotocol Extensions for BGP", [RFC 4760](#), January 2007

10.2. Informative References

- [4] Marques, P., Fernando, R., Chen, E, Mohapatra, P., Gredler, H., "Advertisement of the best external route in BGP", [draft-ietf-idr-best-external-05.txt](#), January 2012.

- [5] Wu, J., Cui, Y., Metz, C., and E. Rosen, "Softwire Mesh Framework", [RFC 5565](#), June 2009.
- [6] Rosen, E. and Y. Rekhter, "BGP/MPLS IP Virtual Private Networks (VPNs)", [RFC 4364](#), February 2006.
- [7] De Clercq, J. , Ooms, D., Prevost, S., Le Faucheur, F., "Connecting IPv6 Islands over IPv4 MPLS Using IPv6 Provider Edge Routers (6PE)", [RFC 4798](#), February 2007
- [8] O. Bonaventure, C. Filsfils, and P. Francois. "Achieving sub-50 milliseconds recovery upon bgp peering link failures, " *IEEE/ACM Transactions on Networking*, 15(5):1123-1135, 2007
- [9] D. Walton, E. Chen, A. Retana, J. Scudder, "Advertisement of Multiple Paths in BGP", [draft-ietf-idr-add-paths-10.txt](#), October 2014
- [10] R. Raszuk, R. Fernando, K. Patel, D. McPherson, K. Kumaki, "Distribution of diverse BGP paths", [RFC 6774.txt](#), November 2012
- [11] P. Mohapatra, R. Fernando, C. Filsfils, and R. Raszuk, "Fast Connectivity Restoration Using BGP Add-path", [draft-pmohapat-idr-fast-conn-restore-03](#), Jan 2013

11. Acknowledgments

Special thanks to Neeraj Malhotra and Yuri Tsier for the valuable help

This document was prepared using 2-Word-v2.0.template.dot.

Appendix A. Modification History

A.1.1. Changes from Version 01

Some editorial corrections

A.1.2. Changes from Version 00

There were few editorial corrections.

Authors' Addresses

Ahmed Bashandy
Cisco Systems
170 West Tasman Dr, San Jose, CA 95134, USA
Email: bashandy@cisco.com

Clarence Filsfils
Cisco Systems
Brussels, Belgium
Email: cfilsfil@cisco.com

Prodosh Mohapatra
Sprout Networks
Email: mpradosh@yahoo.com