

Network Working Group
Internet Draft
Intended status: Standards Track
Expires: May 2009

G. Bernstein
Grotto Networking
Y. Lee
D. Li
Huawei
W. Imajuku
NTT

November 3, 2008

Routing and Wavelength Assignment Information Encoding for
Wavelength Switched Optical Networks

[draft-bernstein-ccamp-wson-encode-01.txt](#)

Status of this Memo

By submitting this Internet-Draft, each author represents that any applicable patent or other IPR claims of which he or she is aware have been or will be disclosed, and any of which he or she becomes aware will be disclosed, in accordance with [Section 6 of BCP 79](#).

Internet-Drafts are working documents of the Internet Engineering Task Force (IETF), its areas, and its working groups. Note that other groups may also distribute working documents as Internet-Drafts.

Internet-Drafts are draft documents valid for a maximum of six months and may be updated, replaced, or obsoleted by other documents at any time. It is inappropriate to use Internet-Drafts as reference material or to cite them other than as "work in progress."

The list of current Internet-Drafts can be accessed at <http://www.ietf.org/ietf/lid-abstracts.txt>

The list of Internet-Draft Shadow Directories can be accessed at <http://www.ietf.org/shadow.html>

This Internet-Draft will expire on May 3, 2007.

Copyright Notice

Copyright (C) The IETF Trust (2008).

Internet-Draft Wavelength Switched Optical Networks November 2008

Abstract

A wavelength switched optical network (WSON) requires that certain key information elements are made available to facilitate path computation and the establishment of label switching paths (LSPs). The information model described in "Routing and Wavelength Assignment Information for Wavelength Switched Optical Networks" shows what information is required at specific points in the WSON.

The information may be used in Generalized Multiprotocol Label Switching (GMPLS) signaling protocols, and may be distributed by GMPLS routing protocols. Other distribution mechanisms (for example, XML-based protocols) may also be used.

This document provides efficient, protocol-agnostic encodings for the information elements necessary to operate a WSON. It is intended that protocol-specific documents will reference this memo to describe how information is carried for specific uses.

Conventions used in this document

The key words "MUST", "MUST NOT", "REQUIRED", "SHALL", "SHALL NOT", "SHOULD", "SHOULD NOT", "RECOMMENDED", "MAY", and "OPTIONAL" in this document are to be interpreted as described in [RFC-2119](#) [[RFC2119](#)].

Table of Contents

1.	Introduction.....	3
2.	Terminology.....	3
3.	Encoding of WSON Information: Sub-TLVs.....	4
3.1.	Link Set Sub-TLV.....	4
3.2.	Connectivity Matrix Sub-TLV.....	6
3.3.	Wavelength Information Encoding.....	9
3.4.	Wavelength Set Sub-TLV.....	10
3.4.1.	Inclusive/Exclusive Wavelength Lists.....	10
3.4.2.	Inclusive/Exclusive Wavelength Ranges.....	11
3.4.3.	Bitmap Wavelength Set.....	11
3.5.	Port Wavelength Restriction sub-TLV.....	13
4.	Composite TLVs.....	14
4.1.	WSON Node TLV.....	14

4.2.	WSON Link TLV.....	14
4.3.	WSON Dynamic Link TLV.....	15
4.4.	WSON Dynamic Node TLV.....	16
5.	Security Considerations.....	16
6.	IANA Considerations.....	16

7.	Acknowledgments.....	16
8.	References.....	17
8.1.	Normative References.....	17
8.2.	Informative References.....	17
9.	Contributors.....	19
	Authors' Addresses.....	19
	Intellectual Property Statement.....	20
	Disclaimer of Validity.....	21

[1.](#) Introduction

A Wavelength Switched Optical Network (WSON) is a Wavelength Division Multiplexing (WDM) optical network in which switching is performed selectively based on the center wavelength of an optical signal.

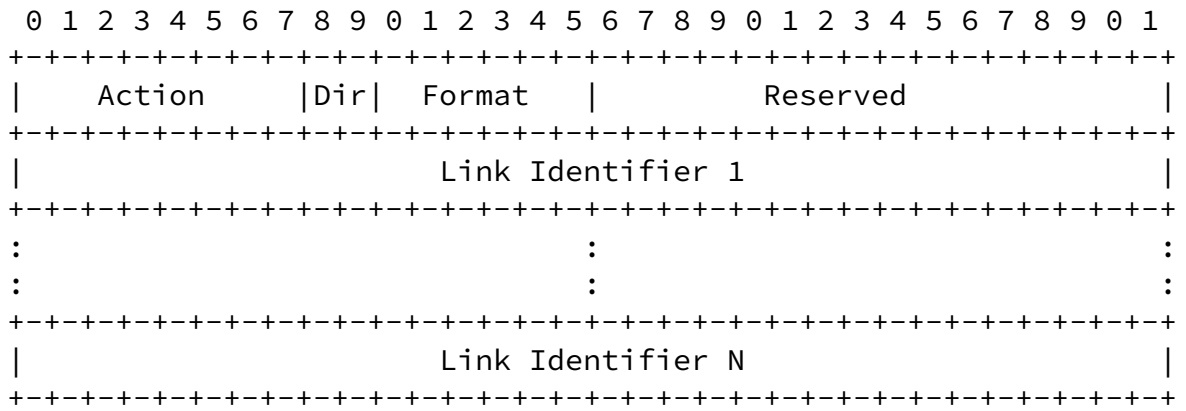
[WSON-Frame] describes a framework for Generalized Multiprotocol Label Switching (GMPLS) and Path Computation Element (PCE) control of a WSON. Based on this framework, [[WSON-Info](#)] describes an information model that specifies what information is needed at various points in a WSON in order to compute paths and establish Label Switched Paths (LSPs).

This document provides efficient encodings of information needed by the routing and wavelength assignment (RWA) process in a WSON. Such encodings can be used to extend GMPLS signaling and routing protocols. In addition these encodings could be used by other mechanisms to convey this same information to a path computation element (PCE). Note that since these encodings are relatively efficient they can provide more accurate analysis of the control plane communications/processing load for WSONs looking to utilize a GMPLS control plane.

[2.](#) Terminology

CWDM: Coarse Wavelength Division Multiplexing.

DWDM: Dense Wavelength Division Multiplexing.



Action: 8 bits

0 - Inclusive List

Indicates that the TLV contains one or more link elements that are included in the Link Set.

2 - Inclusive Range

Indicates that the TLV contains a range of links. The object/TLV contains two link elements. The first element indicates the start of the range. The second element indicates the end of the range. A value of zero indicates that there is no bound on the corresponding portion of the range.

Dir: Directionality of the Link Set (2 bits)

0 -- bidirectional

1 -- incoming

2 -- outgoing

In optical networks we think in terms of unidirectional as well as bidirectional links. For example, wavelength restrictions or connectivity may be different for an ingress port, than for its "companion" egress port if one exists. Note that "interfaces" such as those discussed in the Interfaces MIB [[RFC2863](#)] are assumed to be bidirectional. This also applies to the links advertised in various

link state routing protocols.

Format: The format of the link identifier (6 bits)

0 -- Link Local Identifier

Others TBD.

Note that all link identifiers in the same list must be of the same type.

Reserved: 16 bits

This field is reserved. It MUST be set to zero on transmission and MUST be ignored on receipt.

Link Identifier:

The link identifier represents the port which is being described either for connectivity or wavelength restrictions. This can be the link local identifier of [\[RFC4202\]](#), GMPLS routing, [\[RFC4203\]](#) GMPLS OSPF routing, and [\[RFC5307\]](#) IS-IS GMPLS routing. The use of the link

Bernstein and Lee Expires May 3, 2009 [Page 5]

Internet-Draft Wavelength Switched Optical Networks November 2008

local identifier format can result in more compact WSON encodings when the assignments are done in a reasonable fashion.

[3.2](#). Connectivity Matrix Sub-TLV

The switch and fixed connectivity matrices of [\[WSON-Info\]](#) can be compactly represented in terms of a minimal list of ingress and egress port set pairs that have mutual connectivity. As described in [\[Switch\]](#) such a minimal list representation leads naturally to a graph representation for path computation purposes that involves the fewest additional nodes and links.

A TLV encoding of this list of link set pairs is:

```

      0                               1                               2                               3
      0 1 2 3 4 5 6 7 8 9 0 1 2 3 4 5 6 7 8 9 0 1 2 3 4 5 6 7 8 9 0 1
      +--+--+--+--+--+--+--+--+--+--+--+--+--+--+--+--+--+--+--+--+--+
      | Connectivity |                               Reserved                               |
      +--+--+--+--+--+--+--+--+--+--+--+--+--+--+--+--+--+--+--+--+--+
```



```

+++++
| Action=2      |0 1|0 0 0 0 0 0|Reserved(Note:inclusive range) |2
+++++
|                Link Local Identifier = #3                |3
+++++
|                Link Local Identifier = #42                |4
+++++
| Action=0      |1 0|0 0 0 0 0 0|Reserved (Note:inclusive list) |5
+++++
|                Link Local Identifier = #1                |6
+++++
|                Note: line to drops
+++++
| Action=0      |0 1|0 0 0 0 0 0|Reserved (Note:inclusive list) |7
+++++
|                Link Local Identifier = #2                |8
+++++
| Action=2      |1 0|0 0 0 0 0 0|Reserved(Note: inclusive range)|9
+++++
|                Link Local Identifier = #3                |10
+++++
|                Link Local Identifier = #42                |11
+++++
|                Note: line to line
+++++
| Action=0      |0 1|0 0 0 0 0 0|Reserved (Note:inclusive list) |12
+++++
|                Link Local Identifier = #2                |13
+++++
| Action=0      |1 0|0 0 0 0 0 0|Reserved(Note: inclusive range)|14
+++++
|                Link Local Identifier = #1                |15
+++++
|                Note: adds to line
+++++
| Action=2      |0 1|0 0 0 0 0 0|Reserved(Note:inclusive range) |16
+++++
|                Link Local Identifier = #42                |17
+++++
|                Link Local Identifier = #82                |18
+++++

```

```

| Action=0      |1 0|0 0 0 0 0 0|Reserved (Note:inclusive list) |19

```

```

+++++
|                               Link Local Identifier = #2                               |20
+++++
                        Note: line to drops
+++++
| Action=0      |0 1|0 0 0 0 0 0|Reserved (Note:inclusive list) |21
+++++
|                               Link Local Identifier = #1                               |22
+++++
| Action=2      |1 0|0 0 0 0 0 0|Reserved(Note: inclusive range)|23
+++++
|                               Link Local Identifier = #43                               |24
+++++
|                               Link Local Identifier = #82                               |25
+++++
                        Note: line to line
+++++
| Action=0      |0 1|0 0 0 0 0 0|Reserved (Note:inclusive list) |26
+++++
|                               Link Local Identifier = #1                               |27
+++++
| Action=0      |1 0|0 0 0 0 0 0|Reserved(Note: inclusive range)|28
+++++
|                               Link Local Identifier = #2                               |30
+++++

```

3.3. Wavelength Information Encoding

This document makes frequent use of the lambda label format defined in [Otani] shown below strictly for reference purposes:

```

      0             1             2             3
      0 1 2 3 4 5 6 7 8 9 0 1 2 3 4 5 6 7 8 9 0 1 2 3 4 5 6 7 8 9 0 1
+++++
|Grid |  C.S. |S|  Reserved      |                               n                               |
+++++

```

Where

Grid is used to indicate which ITU-T grid specification is being used.

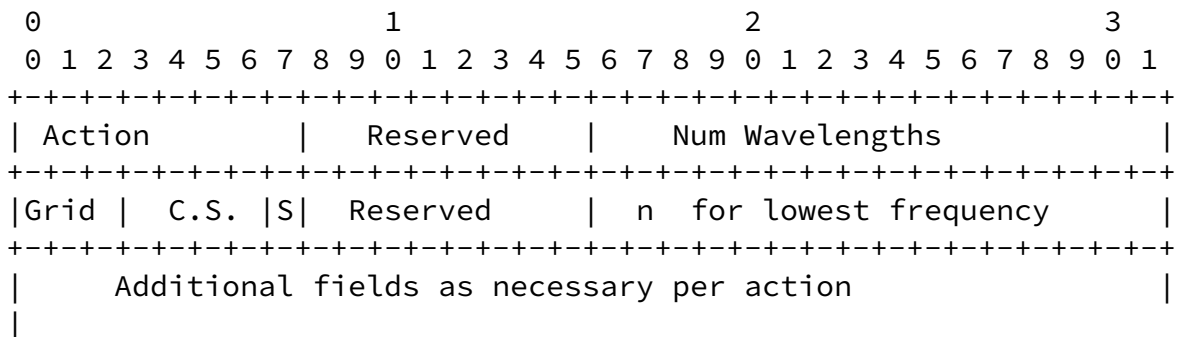
C.S. = Channel spacing used in a DWDM system, i.e., with a ITU-T G.694.1 grid.

S = sign of the offset from the center frequency of 193.1THz for the ITU-T G.694.1 grid.

n = Used to specify the frequency as 193.1THz +/- n*(channel spacing) where the + or - is chosen based on the sign (S) bit.

3.4. Wavelength Set Sub-TLV

Wavelength sets come up frequently in WSONs to describe the range of a laser transmitter, the wavelength restrictions on ROADMs ports, or the availability of wavelengths on a DWDM link. The general format for a wavelength set is given below. This format uses the Action concept from [RFC3471] with an additional Action to define a "bit map" type of label set. Note that the second 32 bit field is a lambda label in the previously defined format. This provides important information on the WDM grid type and channel spacing that will be used in the compact encodings listed.



Action:

- 0 - Inclusive List
- 1 - Exclusive List
- 2 - Inclusive Range
- 3 - Exclusive Range
- 4 - Bitmap Set

3.4.1. Inclusive/Exclusive Wavelength Lists

In the case of the inclusive/exclusive lists the wavelength set format is given by:

```

      0                1                2                3
      0 1 2 3 4 5 6 7 8 9 0 1 2 3 4 5 6 7 8 9 0 1 2 3 4 5 6 7 8 9 0 1
+---+---+---+---+---+---+---+---+---+---+---+---+---+---+---+---+---+
|Action=0 or 1 | Reserved          |          Num Wavelengths          |
+---+---+---+---+---+---+---+---+---+---+---+---+---+---+---+---+---+
|Grid |  C.S. |S|  Reserved      |      n  for lowest frequency      |
+---+---+---+---+---+---+---+---+---+---+---+---+---+---+---+---+---+
|      n2      |                  |                  n3                  |
+---+---+---+---+---+---+---+---+---+---+---+---+---+---+---+---+---+
:                                                         :
+---+---+---+---+---+---+---+---+---+---+---+---+---+---+---+---+---+
|      nm      |                  |                  |                  |
+---+---+---+---+---+---+---+---+---+---+---+---+---+---+---+---+---+

```

Where Num Wavelengths tells us the number of wavelength in this inclusive or exclusive list this does not include the initial wavelength in the list hence if the number of wavelengths is odd then zero padding of the last half word is required.

3.4.2. Inclusive/Exclusive Wavelength Ranges

In the case of inclusive/exclusive ranges the wavelength set format is given by:

```

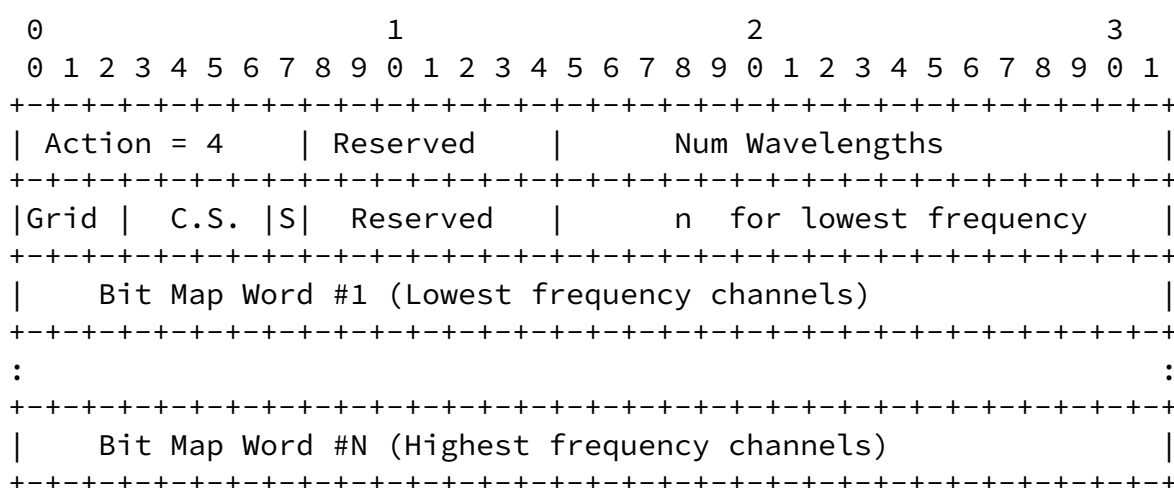
      0                1                2                3
      0 1 2 3 4 5 6 7 8 9 0 1 2 3 4 5 6 7 8 9 0 1 2 3 4 5 6 7 8 9 0 1
+---+---+---+---+---+---+---+---+---+---+---+---+---+---+---+---+---+
|Action=2 or 3 | Reserved          |          Num Wavelengths          |
+---+---+---+---+---+---+---+---+---+---+---+---+---+---+---+---+---+
|Grid |  C.S. |S|  Reserved      |      n  for lowest frequency      |
+---+---+---+---+---+---+---+---+---+---+---+---+---+---+---+---+---+

```

In this case Num Wavelengths specifies the number of wavelengths in the range starting at the given wavelength and incrementing the Num Wavelengths number of channel spacing up in frequency (regardless of the value of the sign bit).

3.4.3. Bitmap Wavelength Set

In the case of Action = 4, the bitmap the wavelength set format is given by:



Where Num Wavelengths in this case tells us the number of wavelengths represented by the bit map. Each bit in the bit map represents a particular frequency with a value of 1/0 indicating whether the frequency is in the set or not. Bit position zero represents the lowest frequency, while each succeeding bit position represents the next frequency a channel spacing (C.S.) above the previous.

The size of the bit map is clearly Num Wavelengths bits, but the bit map is made up to a full multiple of 32 bits so that the TLV is a multiple of four bytes. Bits that do not represent wavelengths (i.e., those in positions (Num Wavelengths - 1) and beyond) SHOULD be set to zero and MUST be ignored.

Example:

A 40 channel C-Band DWDM system with 100GHz spacing with lowest frequency 192.0THz (1561.4nm) and highest frequency 195.9THz (1530.3nm). These frequencies correspond to n = -11, and n = 28 respectively. Now suppose the following channels are available:

Grid	C.S.	S	Reserved	n	for lowest frequency
Additional fields as necessary per action					

RestrictionKind can take the following values and meanings:

- 0: Simple wavelength selective restriction. Max number of channels indicates the number of wavelengths permitted on the port and the accompanying wavelength set indicates the permitted values.
- 1: Waveband device with a tunable center frequency and passband. In this case the maximum number of channels indicates the maximum width of the waveband in terms of the channels spacing given in the wavelength set. The corresponding wavelength set is used to indicate the overall tuning range. Specific center frequency tuning information can be obtained from dynamic channel in use information.

It is assumed that both center frequency and bandwidth (Q) tuning can be done without causing faults in existing signals.

Values for T include:

0 == Use with a fixed connectivity matrix

1 == Use with a switched connectivity matrix

TBD: Should we just have two flavors of sub-TLV then?

[4.](#) Composite TLVs

The Four composite TLVs in the following sections are based on the four high level information bundles of [\[WSON-Info\]](#).

[4.1.](#) WSON Node TLV

The WSON Node TLV consists of the following ordered list of sub-TLVs:

```
<Node_Info> ::= <Node_ID> [<SwitchedConnectivityMatrix>]
[<FixedConnectivityMatrix>], [<SRNG>] [<WavelengthConverterPool>]
```

- o Node ID (This will be derived from standard IETF node identifiers)
- o Switch Connectivity Matrix - (optional) This is a connectivity matrix sub-TLV with the connectivity type set to "switched" (conn = 1)
- o Fixed Connectivity Matrix - (optional) This is a connectivity matrix sub-TLV with the connectivity type set to "fixed" (conn = 0).
- o Shared Risk Node Group - (optional) Format TBD.
- o Wavelength Converter Pool - (optional) Format TBD.

4.2. WSON Link TLV

Note that a number of sub-TLVs for links have already been defined and it is for further study if we can or should reuse any of those sub-TLVs in our encoding. Note that for a system already employing GMPLS based routing the existing encodings and transport mechanisms should be used and the information does not need to appear twice.

Bernstein and Lee Expires May 3, 2009 [Page 14]

Internet-Draft Wavelength Switched Optical Networks November 2008

```
<LinkInfo> ::= <LinkID> [<AdministrativeGroup>] [<InterfaceCapDesc>]
 [<Protection>] [<SRLG>]... [<TrafficEngineeringMetric>]
 [<MaximumBandwidthPerChannel>] [<SwitchedPortWavelengthRestriction>]
 [<FixedPortWavelengthRestriction>]
```

- o Link Identifier - Need to double check on this with [RFC4203](#) (required).
- o Administrative Group - (optional) Standard sub-TLV type 9, [RFC3630](#).
- o Interface Switching Capability Descriptor - Standard sub-TLV type 15, [RFC4203](#).
- o Protection - (optional) Standard sub-TLV type 15, [RFC4203](#).
- o Shared Risk Link Group - (optional) Standard sub-TLV 16, [RFC4203](#).

- o Traffic Engineering Metric - (optional) Standard sub-TLV type 5, [RFC3630](#).
- o Maximum Bandwidth per Channel - TBD.
- o Switched Port Wavelength Restriction - (optional) The port wavelength restriction sub-TLV with T = 1.
- o Fixed Port Wavelength Restriction - (optional) The port wavelength restriction sub-TLV with T = 0.

[4.3](#). WSON Dynamic Link TLV

```
<DynamicLinkInfo> ::= <LinkID> <AvailableWavelengths>
[<SharedBackupWavelengths>]
```

Where

```
<LinkID> ::= <LocalLinkID> <LocalNodeID> <RemoteLinkID>
<RemoteNodeID>
```

- o Available Wavelengths - A wavelength set sub-TLV used to indicate which wavelengths are available on this link.
- o Shared Backup Wavelengths - (optional) A wavelength set sub-TLV used to indicate which wavelengths on this link are currently used for shared backup protection (and hence can possibly be reused).

[4.4](#). WSON Dynamic Node TLV

```
<NodeInfoDynamic> ::= <NodeID> [<WCPoolState>]
```

- o Node ID - Format TBD.
- o Wavelength Converter Pool Status - (optional) Format TBD.

Note that currently the only dynamic information modeled with a node is associated with the status of the wavelength converter pool.

[5. Security Considerations](#)

This document defines protocol-independent encodings for WSON information and does not introduce any security issues.

However, other documents that make use of these encodings within protocol extensions need to consider the issues and risks associated with, inspection, interception, modification, or spoofing of any of this information. It is expected that any such documents will describe the necessary security measures to provide adequate protection.

[6. IANA Considerations](#)

TBD. Once our approach is finalized we may need identifiers for the various TLVs and sub-TLVs.

[7. Acknowledgments](#)

This document was prepared using 2-Word-v2.0.template.dot.

[8. References](#)

[8.1. Normative References](#)

- [RFC2119] Bradner, S., "Key words for use in RFCs to Indicate Requirement Levels", [BCP 14](#), [RFC 2119](#), March 1997.
- [RFC2863] McCloghrie, K. and F. Kastenholz, "The Interfaces Group MIB", [RFC 2863](#), June 2000.
- [RFC3471] Berger, L., "Generalized Multi-Protocol Label Switching (GMPLS) Signaling Functional Description", [RFC 3471](#), January 2003.
- [G.694.1] ITU-T Recommendation G.694.1, "Spectral grids for WDM applications: DWDM frequency grid", June, 2002.
- [RFC4202] Kompella, K., Ed., and Y. Rekhter, Ed., "Routing Extensions in Support of Generalized Multi-Protocol Label Switching (GMPLS)", [RFC 4202](#), October 2005
- [RFC4203] Kompella, K., Ed., and Y. Rekhter, Ed., "OSPF Extensions in Support of Generalized Multi-Protocol Label Switching (GMPLS)", [RFC 4203](#), October 2005.
- [Otani] T. Otani, H. Guo, K. Miyazaki, D. Caviglia, "Generalized Labels for G.694 Lambda-Switching Capable Label Switching Routers", work in progress: [draft-ietf-ccamp-gmpls-g-694-lambda-labels-02.txt](#), July 2008.

[8.2](#). Informative References

- [G.694.1] ITU-T Recommendation G.694.1, Spectral grids for WDM applications: DWDM frequency grid, June 2002.
- [G.694.2] ITU-T Recommendation G.694.2, Spectral grids for WDM applications: CWDM wavelength grid, December 2003.
- [RFC5307] Kompella, K., Ed., and Y. Rekhter, Ed., "IS-IS Extensions in Support of Generalized Multi-Protocol Label Switching (GMPLS)", [RFC 5307](#), October 2008.

- [Switch] G. Bernstein, Y. Lee, A. Gavler, J. Martensson, " Modeling WDM Wavelength Switching Systems for use in Automated Path Computation", <http://www.grotto-networking.com/wson/ModelingWSONswitchesV2a.pdf> , June, 2008
- [WSON-Frame] G. Bernstein, Y. Lee, W. Imajuku, "Framework for GMPLS and PCE Control of Wavelength Switched Optical Networks", work in progress: [draft-ietf-ccamp-wavelength-switched-framework-01.txt](#), July 2008.
- [WSON-Info] G. Bernstein, Y. Lee, D. Li, W. Imajuku, "Routing and Wavelength Assignment Information Model for Wavelength Switched Optical Networks", work in progress: [draft-ietf-ccamp-rwa-info-01.txt](#), October 2008.
- [PCEP] Vasseur, JP., Ed. and JL. Le Roux, Ed., "Path Computation Element (PCE) communication Protocol (PCEP) - Version 1", [draft-ietf-pce-pcep](#), work in progress.

Internet-Draft Wavelength Switched Optical Networks November 2008

[9.](#) Contributors

Diego Caviglia
Ericsson
Via A. Negrone 1/A 16153
Genoa Italy

Phone: +39 010 600 3736
Email: diego.caviglia@marconi.com, ericsson.com)

Anders Gavler
Acreo AB
Electrum 236
SE - 164 40 Kista Sweden

Email: Anders.Gavler@acreo.se

Jonas Martensson
Acreo AB
Electrum 236
SE - 164 40 Kista, Sweden

Email: Jonas.Martensson@acreo.se

Itaru Nishioka
NEC Corp.
1753 Simonumabe, Nakahara-ku, Kawasaki, Kanagawa 211-8666
Japan

Phone: +81 44 396 3287
Email: i-nishioka@cb.jp.nec.com

Authors' Addresses

Greg M. Bernstein (ed.)
Grotto Networking
Fremont California, USA

Phone: (510) 573-2237
Email: gregb@grotto-networking.com

Internet-Draft Wavelength Switched Optical Networks November 2008

Young Lee (ed.)
Huawei Technologies
1700 Alma Drive, Suite 100
Plano, TX 75075
USA

Phone: (972) 509-5599 (x2240)
Email: ylee@huawei.com

Dan Li
Huawei Technologies Co., Ltd.
F3-5-B R&D Center, Huawei Base,
Bantian, Longgang District
Shenzhen 518129 P.R.China

Phone: +86-755-28973237
Email: danli@huawei.com

Wataru Imajuku
NTT Network Innovation Labs
1-1 Hikari-no-oka, Yokosuka, Kanagawa
Japan

Phone: +81-(46) 859-4315
Email: imajuku.wataru@lab.ntt.co.jp

Intellectual Property Statement

The IETF takes no position regarding the validity or scope of any Intellectual Property Rights or other rights that might be claimed to pertain to the implementation or use of the technology described in this document or the extent to which any license under such rights might or might not be available; nor does it represent that it has made any independent effort to identify any such rights. Information

on the procedures with respect to rights in RFC documents can be found in [BCP 78](#) and [BCP 79](#).

Copies of IPR disclosures made to the IETF Secretariat and any assurances of licenses to be made available, or the result of an attempt made to obtain a general license or permission for the use of such proprietary rights by implementers or users of this specification can be obtained from the IETF on-line IPR repository at <http://www.ietf.org/ipr>.

Bernstein and Lee Expires May 3, 2009 [Page 20]

Internet-Draft Wavelength Switched Optical Networks November 2008

The IETF invites any interested party to bring to its attention any copyrights, patents or patent applications, or other proprietary rights that may cover technology that may be required to implement this standard. Please address the information to the IETF at ietf-ipr@ietf.org.

Disclaimer of Validity

This document and the information contained herein are provided on an "AS IS" basis and THE CONTRIBUTOR, THE ORGANIZATION HE/SHE REPRESENTS OR IS SPONSORED BY (IF ANY), THE INTERNET SOCIETY, THE IETF TRUST AND THE INTERNET ENGINEERING TASK FORCE DISCLAIM ALL WARRANTIES, EXPRESS OR IMPLIED, INCLUDING BUT NOT LIMITED TO ANY WARRANTY THAT THE USE OF THE INFORMATION HEREIN WILL NOT INFRINGE ANY RIGHTS OR ANY IMPLIED WARRANTIES OF MERCHANTABILITY OR FITNESS FOR A PARTICULAR PURPOSE.

Copyright Statement

Copyright (C) The IETF Trust (2008).

This document is subject to the rights, licenses and restrictions contained in [BCP 78](#), and except as set forth therein, the authors retain all their rights.

Acknowledgment

Funding for the RFC Editor function is currently provided by the Internet Society.

