

6man  
Internet-Draft  
Intended status: Standards Track  
Expires: April 9, 2021

R. Bonica  
Juniper Networks  
Y. Kamite  
NTT Communications Corporation  
A. Alston  
D. Henriques  
Liquid Telecom  
L. Jalil  
Verizon  
October 6, 2020

**The IPv6 Compact Routing Header (CRH)  
draft-bonica-6man-comp-rtg-hdr-23**

Abstract

This document defines two new Routing header types. Collectively, they are called the Compact Routing Headers (CRH). Individually, they are called CRH-16 and CRH-32.

Status of This Memo

This Internet-Draft is submitted in full conformance with the provisions of [BCP 78](#) and [BCP 79](#).

Internet-Drafts are working documents of the Internet Engineering Task Force (IETF). Note that other groups may also distribute working documents as Internet-Drafts. The list of current Internet-Drafts is at <https://datatracker.ietf.org/drafts/current/>.

Internet-Drafts are draft documents valid for a maximum of six months and may be updated, replaced, or obsoleted by other documents at any time. It is inappropriate to use Internet-Drafts as reference material or to cite them other than as "work in progress."

This Internet-Draft will expire on April 9, 2021.

Copyright Notice

Copyright (c) 2020 IETF Trust and the persons identified as the document authors. All rights reserved.

This document is subject to [BCP 78](#) and the IETF Trust's Legal Provisions Relating to IETF Documents (<https://trustee.ietf.org/license-info>) in effect on the date of publication of this document. Please review these documents carefully, as they describe your rights and restrictions with respect

to this document. Code Components extracted from this document must include Simplified BSD License text as described in Section 4.e of the Trust Legal Provisions and are provided without warranty as described in the Simplified BSD License.

## Table of Contents

<a href="#">1.</a>	Introduction . . . . .	<a href="#">2</a>
<a href="#">2.</a>	Requirements Language . . . . .	<a href="#">3</a>
<a href="#">3.</a>	The Compressed Routing Headers (CRH) . . . . .	<a href="#">3</a>
<a href="#">4.</a>	The CRH Forwarding Information Base (CRH-FIB) . . . . .	<a href="#">4</a>
<a href="#">5.</a>	Processing Rules . . . . .	<a href="#">6</a>
<a href="#">5.1.</a>	Computing Minimum CRH Length . . . . .	<a href="#">7</a>
<a href="#">6.</a>	Mutability . . . . .	<a href="#">8</a>
<a href="#">7.</a>	Applications And SIDs . . . . .	<a href="#">8</a>
<a href="#">8.</a>	Management Considerations . . . . .	<a href="#">8</a>
<a href="#">9.</a>	Security Considerations . . . . .	<a href="#">8</a>
<a href="#">10.</a>	Implementation and Deployment Status . . . . .	<a href="#">9</a>
<a href="#">11.</a>	IANA Considerations . . . . .	<a href="#">9</a>
<a href="#">12.</a>	Acknowledgements . . . . .	<a href="#">9</a>
<a href="#">13.</a>	Contributors . . . . .	<a href="#">9</a>
<a href="#">14.</a>	References . . . . .	<a href="#">10</a>
<a href="#">14.1.</a>	Normative References . . . . .	<a href="#">10</a>
<a href="#">14.2.</a>	Informative References . . . . .	<a href="#">11</a>
<a href="#">Appendix A.</a>	CRH Processing Examples . . . . .	<a href="#">11</a>
A.1.	The SID List Contains One Entry For Each Segment In The Path . . . . .	<a href="#">12</a>
A.2.	The SID List Omits The First Entry In The Path . . . . .	<a href="#">13</a>
	Authors' Addresses . . . . .	<a href="#">13</a>

## 1. Introduction

IPv6 [[RFC8200](#)] source nodes use Routing headers to specify the path that a packet takes to its destination. The IETF has defined several Routing header types [[IANA-RH](#)]. This document defines two new Routing header types. Collectively, they are called the Compact Routing Headers (CRH). Individually, they are called CRH-16 and CRH-32.

The CRH allows IPv6 source nodes to specify the path that a packet takes to its destination. The CRH:

- o Can be encoded in relatively few bytes.
- o Is designed to operate within a network domain. (See [Section 9](#)).

The following are reasons for encoding the CRH in as few bytes as possible:



- o Many ASIC-based forwarders copy all headers from buffer memory to on-chip memory. As header sizes increase, so does the cost of this copy.
- o Because Path MTU Discovery (PMTUD) [[RFC8201](#)] is not entirely reliable, many IPv6 hosts refrain from sending packets larger than the IPv6 minimum link MTU (i.e., 1280 bytes). When packets are small, the overhead imposed by large Routing Headers is excessive.

## **2. Requirements Language**

The key words "MUST", "MUST NOT", "REQUIRED", "SHALL", "SHALL NOT", "SHOULD", "SHOULD NOT", "RECOMMENDED", "NOT RECOMMENDED", "MAY", and "OPTIONAL" in this document are to be interpreted as described in [BCP 14](#) [[RFC2119](#)] [[RFC8174](#)] when, and only when, they appear in all capitals, as shown here.

## **3. The Compressed Routing Headers (CRH)**

Both CRH versions (i.e., CRH-16 and CRH-32) contain the following fields:

- o Next Header - Defined in [[RFC8200](#)].
- o Hdr Ext Len - Defined in [[RFC8200](#)].
- o Routing Type - Defined in [[RFC8200](#)]. Value TBD by IANA. (For CRH-16, the suggested value is 5. For CRH-32, the suggested value is 6.)
- o Segments Left - Defined in [[RFC8200](#)].
- o Type-specific Data - Described in [[RFC8200](#)].

In the CRH, the Type-specific data field contains a list of Segment Identifiers (SIDs). Each SID represents both of the following:

- o A segment of the path that the packet takes to its destination.
- o An entry in the CRH Forwarding Information Base (CRH-FIB) ([Section 4](#)).

SIDs are listed in reverse order. So, the first SID in the list represents the final segment in the path. Because segments are listed in reverse order, the Segments Left field can be used as an index into the SID list. In this document, the "current SID" is the SID list entry referenced by the Segments Left field.



The first segment in the path can be omitted from the list. See (Appendix A) for examples.

In the CRH-16 (Figure 1), each SID is encoded in 16-bits. In the CRH-32 (Figure 2), each SID is encoded in 32-bits.

In all cases, the CRH MUST end on a 64-bit boundary. So, the Type-specific data field MUST be padded with zeros if the CRH would otherwise not end on a 64-bit boundary.

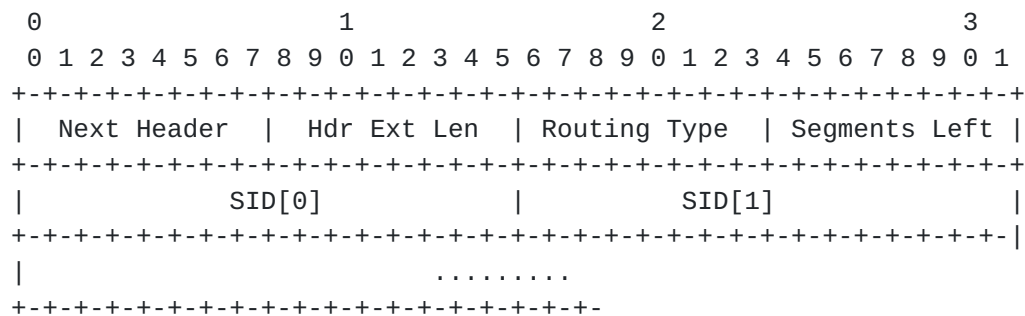


Figure 1: CRH-16

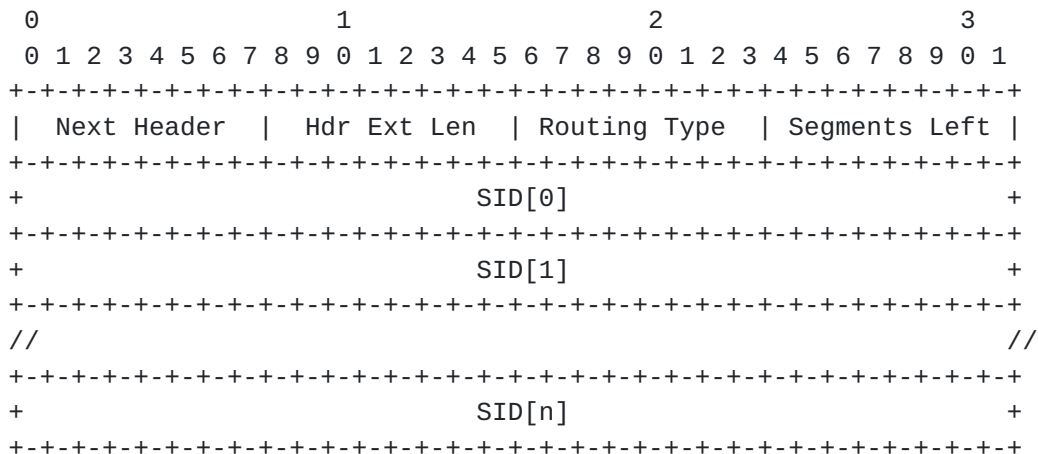


Figure 2: CRH-32

#### 4. The CRH Forwarding Information Base (CRH-FIB)

Each SID identifies a CRH-FIB entry.

Each CRH-FIB entry contains:

- o A IPv6 address.



- o An optional, node specific instruction.
- o A forwarding method.
- o Method-specific parameters (optional).

The IPv6 address represents an interface on the next segment endpoint. It MUST NOT be a link-local address. While the IPv6 address represents an interface on the next segment endpoint, it does not necessarily represent the interface through which the packet will arrive at the next segment endpoint.

The node specific instruction is optional. If present, it invokes a node specific procedure. Node specific procedures are not subject to standardization. A node can support any number of node specific procedures and associate them with any identifiers. The identifiers have node local significance. The following are examples of node specific procedures:

- o Emit telemetry.
- o Subject the packet's payload to a firewall rule.
- o Replicate the packet, forwarding one copy and retaining the other for sampling, analysis or other purposes.

The forwarding method specifies how the processing node will forward the packet to the next segment endpoint. The following are examples:

- o Forward the packet to the next-hop along the least-cost path to the next segment endpoint.
- o Forward the packet through a specified interface to the next segment endpoint.

Some forwarding methods require method-specific parameters. For example, a forwarding method might require a parameter that identifies the interface through which the packet should be forwarded.

The CRH-FIB can be populated:

- o By an operator, using a Command Line Interface (CLI).
- o By a controller, using the Path Computation Element (PCE) Communication Protocol (PCEP) [[RFC5440](#)] or the Network Configuration Protocol (NETCONF) [[RFC6241](#)].





- o By a distributed routing protocol [[IS010589-Second-Edition](#)], [[RFC5340](#)], [[RFC4271](#)].

## 5. Processing Rules

The following rules describe CRH processing:

- o If Segments Left equals 0, skip over the CRH and process the next header in the packet.
- o If Hdr Ext Len indicates that the CRH is larger than the implementation can process, discard the packet and send an ICMPv6 Parameter Problem, Code 0, message to the Source Address, pointing to the Hdr Ext Len field.
- o Compute L, the minimum CRH length (See ([Section 5.1](#))).
- o If L is greater than Hdr Ext Len, discard the packet and send an ICMPv6 Parameter Problem, Code 0, message to the Source Address, pointing to the Segments Left field.
- o Decrement Segments Left.
- o Search for the current SID in the CRH-FIB. In this document, the "current SID" is the SID list entry referenced by the Segments Left field.
- o If the search does not return a CRH-FIB entry, discard the packet and send an ICMPv6 Parameter Problem, Code 0, message to the Source Address, pointing to the current SID.
- o If Segments Left is greater than 0 and the CRH-FIB entry contains a multicast address, discard the packet and send an ICMPv6 Parameter Problem, Code 0, message to the Source Address, pointing to the current SID.
- o Copy the IPv6 address from the CRH-FIB entry to the Destination Address field in the IPv6 header.
- o Decrement the IPv6 Hop Limit.
- o If the CRH-FIB entry contains a node specific instruction, execute it.
- o Submit the packet and optional parameters to the IPv6 module. Optional parameters are derived from the CRH-SID. See NOTE.



NOTE: By default, the IPv6 module determines the next-hop and forwards the packet. However, optional parameters may ellicit another behavior. For example, if a next-hop is provided as an optional parameter, the IPv6 module forwards to that next-hop.

### **5.1. Computing Minimum CRH Length**

The algorithm described in this section accepts the following CRH fields as its input parameters:

- o Routing Type (i.e., CRH-16 or CRH-32).
- o Segments Left.

It yields L, the minimum CRH length. The minimum CRH length is measured in 8-octet units, not including the first 8 octets.

<CODE BEGINS>

```
switch(Routing Type) {
  case CRH-16:
    if (Segments Left <= 2)
      return(0)
    sidsBeyondFirstWord = Segments Left - 2;
    sidsPerWord = 4;
  case CRH-32:
    if (Segments Left <= 1)
      return(0)
    sidsBeyondFirstWord = Segments Left - 1;
    sidsPerWord = 2;
  case default:
    return(0xFF);
}
```

```
words = sidsBeyondFirstWord div sidsPerWord;
if (sidsBeyondFirstWord mod sidsPerWord)
  words++;

return(words)
```

<CODE ENDS>



## **6. Mutability**

In the CRH, the Segments Left field is mutable. All remaining fields are immutable.

## **7. Applications And SIDs**

A CRH contains one or more SIDs. Each SID is processed by exactly one node.

Therefore, a SID is not required to have domain-wide significance. Applications can:

- o Allocate SIDs so that they have domain-wide significance.
- o Allocate SIDs so that they have node-local significance.

## **8. Management Considerations**

PING and TRACEROUTE [[RFC2151](#)] both operate correctly in the presence of the CRH.

## **9. Security Considerations**

Networks that process the CRH MUST NOT accept packets containing the CRH from untrusted sources. Their border routers SHOULD discard packets that satisfy the following criteria:

- o The packet contains a CRH
- o The Segments Left field in the CRH has a value greater than 0
- o The Destination Address field in the IPv6 header represents an interface that resides inside of the network.

Many border routers cannot filter packets based upon the Segments Left value. These border routers MAY discard packets that satisfy the following criteria:

- o The packet contains a CRH
- o The Destination Address field in the IPv6 header represents an interface that resides inside of the network.



## **10. Implementation and Deployment Status**

Juniper Networks has produced experimental implementations of the CRH on:

- o A LINUX-based software platform
- o The MX-series (ASIC-based) router

Liquid Telecom has deployed the CRH, on a limited basis, in their network. Other experimental deployments are in progress.

## **11. IANA Considerations**

This document makes the following registrations in the "Internet Protocol Version 6 (IPv6) Parameters" "Routing Types" subregistry maintained by IANA:

Value	Description	Reference
5	CRH-16	This document
6	CRH-32	This document

## **12. Acknowledgements**

Thanks to Dr. Vanessa Ameen, Fernando Gont, Naveen Kottapalli, Joel Halpern, Tony Li, Gerald Schmidt, Nancy Shaw, Ketan Talaulikar, and Chandra Venkatraman for their contributions to this document.

## **13. Contributors**

Gang Chen

Baidu

No.10 Xibeiwang East Road Haidian District

Beijing 100193 P.R. China

Email: phdgang@gmail.com

Yifeng Zhou





ByteDance

Building 1, AVIC Plaza, 43 N 3rd Ring W Rd Haidian District

Beijing 100000 P.R. China

Email: yifeng.zhou@bytedance.com

Gyan Mishra

Verizon

Silver Spring, Maryland, USA

Email: hayabusagsm@gmail.com

## **14. References**

### **14.1. Normative References**

- [RFC2119] Bradner, S., "Key words for use in RFCs to Indicate Requirement Levels", [BCP 14](#), [RFC 2119](#), DOI 10.17487/RFC2119, March 1997, <<https://www.rfc-editor.org/info/rfc2119>>.
- [RFC4443] Conta, A., Deering, S., and M. Gupta, Ed., "Internet Control Message Protocol (ICMPv6) for the Internet Protocol Version 6 (IPv6) Specification", STD 89, [RFC 4443](#), DOI 10.17487/RFC4443, March 2006, <<https://www.rfc-editor.org/info/rfc4443>>.
- [RFC8174] Leiba, B., "Ambiguity of Uppercase vs Lowercase in [RFC 2119](#) Key Words", [BCP 14](#), [RFC 8174](#), DOI 10.17487/RFC8174, May 2017, <<https://www.rfc-editor.org/info/rfc8174>>.
- [RFC8200] Deering, S. and R. Hinden, "Internet Protocol, Version 6 (IPv6) Specification", STD 86, [RFC 8200](#), DOI 10.17487/RFC8200, July 2017, <<https://www.rfc-editor.org/info/rfc8200>>.
- [RFC8201] McCann, J., Deering, S., Mogul, J., and R. Hinden, Ed., "Path MTU Discovery for IP version 6", STD 87, [RFC 8201](#), DOI 10.17487/RFC8201, July 2017, <<https://www.rfc-editor.org/info/rfc8201>>.



## **14.2. Informative References**

- [IANA-RH] IANA, "Routing Headers",  
<<https://www.iana.org/assignments/ipv6-parameters/ipv6-parameters.xhtml#ipv6-parameters-3>>.
- [ISO10589-Second-Edition]  
International Organization for Standardization,  
""Intermediate system to Intermediate system intra-domain  
routeing information exchange protocol for use in  
conjunction with the protocol for providing the  
connectionless-mode Network Service (ISO 8473)", ISO/IEC  
10589:2002, Second Edition," , November 2001.
- [RFC2151] Kessler, G. and S. Shepard, "A Primer On Internet and TCP/  
IP Tools and Utilities", FYI 30, [RFC 2151](#),  
DOI 10.17487/RFC2151, June 1997,  
<<https://www.rfc-editor.org/info/rfc2151>>.
- [RFC4271] Rekhter, Y., Ed., Li, T., Ed., and S. Hares, Ed., "A  
Border Gateway Protocol 4 (BGP-4)", [RFC 4271](#),  
DOI 10.17487/RFC4271, January 2006,  
<<https://www.rfc-editor.org/info/rfc4271>>.
- [RFC5340] Coltun, R., Ferguson, D., Moy, J., and A. Lindem, "OSPF  
for IPv6", [RFC 5340](#), DOI 10.17487/RFC5340, July 2008,  
<<https://www.rfc-editor.org/info/rfc5340>>.
- [RFC5440] Vasseur, JP., Ed. and JL. Le Roux, Ed., "Path Computation  
Element (PCE) Communication Protocol (PCEP)", [RFC 5440](#),  
DOI 10.17487/RFC5440, March 2009,  
<<https://www.rfc-editor.org/info/rfc5440>>.
- [RFC6241] Enns, R., Ed., Bjorklund, M., Ed., Schoenwaelder, J., Ed.,  
and A. Bierman, Ed., "Network Configuration Protocol  
(NETCONF)", [RFC 6241](#), DOI 10.17487/RFC6241, June 2011,  
<<https://www.rfc-editor.org/info/rfc6241>>.

## **Appendix A. CRH Processing Examples**

This appendix demonstrates CRH processing in the following scenarios:

- o The SID list contains one entry for each segment in the path (Appendix A.1).
- o The SID list omits the first entry in the path (Appendix A.2).



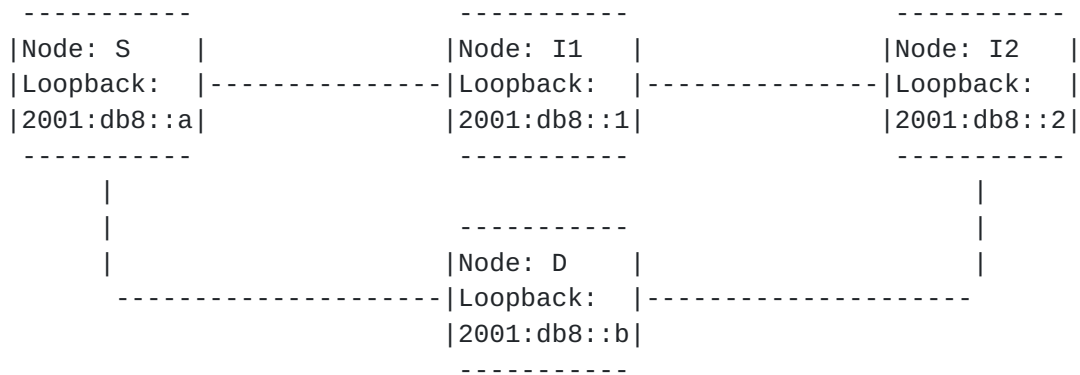


Figure 3: Reference Topology

Figure 3 provides a reference topology that is used in all examples.

SID	IPv6 Address	Forwarding Method
2	2001:db8::2	Least-cost path
11	2001:db8::b	Least-cost path

Table 1: Node SIDs

Table 1 describes two entries that appear in each node's CRH-FIB.

#### **A.1. The SID List Contains One Entry For Each Segment In The Path**

In this example, Node S sends a packet to Node D, via I2. In this example, I2 appears in the CRH segment list.

As the packet travels from S to I2:	
Source Address = 2001:db8::a	Segments Left = 1
Destination Address = 2001:db8::2	SID[0] = 11
	SID[1] = 2
As the packet travels from I2 to D:	
Source Address = 2001:db8::a	Segments Left = 0
Destination Address = 2001:db8::b	SID[0] = 11
	SID[1] = 2



**A.2. The SID List Omits The First Entry In The Path**

In this example, Node S sends a packet to Node D, via I2. In this example, I2 does not appear in the CRH segment list.

```

+-----+-----+
| As the packet travels from S to I2: |
+-----+-----+
| Source Address = 2001:db8::a          | Segments Left = 1 |
| Destination Address = 2001:db8::2    | SID[0] = 11      |
+-----+-----+

+-----+-----+
| As the packet travels from I2 to D: |
+-----+-----+
| Source Address = 2001:db8::a          | Segments Left = 0 |
| Destination Address = 2001:db8::b    | SID[0] = 11      |
+-----+-----+

```

**Authors' Addresses**

Ron Bonica  
 Juniper Networks  
 2251 Corporate Park Drive  
 Herndon, Virginia 20171  
 USA

Email: rbonica@juniper.net

Yuji Kamite  
 NTT Communications Corporation  
 3-4-1 Shibaura, Minato-ku  
 Tokyo 108-8118  
 Japan

Email: y.kamite@ntt.com

Andrew Alston  
 Liquid Telecom  
 Nairobi  
 Kenya

Email: Andrew.Alston@liquidtelecom.com





Daniam Henriques  
Liquid Telecom  
Johannesburg  
South Africa

Email: [daniam.henriques@liquidtelecom.com](mailto:daniam.henriques@liquidtelecom.com)

Luay Jalil  
Verizon  
Richardson, Texas  
USA

Email: [luay.jalil@one.verizon.com](mailto:luay.jalil@one.verizon.com)

