

ippm
Internet-Draft
Intended status: Informational
Expires: January 3, 2018

F. Brockners
S. Bhandari
V. Govindan
C. Pignataro
Cisco
H. Gredler
RtBrick Inc.
J. Leddy
Comcast
S. Youell
JMPC
T. Mizrahi
Marvell
D. Mozes
Mellanox Technologies Ltd.
P. Lapukhov
Facebook
R. Chang
Barefoot Networks
July 02, 2017

Encapsulations for In-situ OAM Data
draft-brockners-inband-oam-transport-04

Abstract

In-situ Operations, Administration, and Maintenance (OAM) records operational and telemetry information in the packet while the packet traverses a path between two points in the network. In-situ OAM is to complement current out-of-band OAM mechanisms based on ICMP or other types of probe packets. This document outlines how in-situ OAM data fields can be transported in protocols such as NSH, Segment Routing, VXLAN-GPE, native IPv6 (via extension headers), and IPv4. Transport options are currently investigated as part of an implementation study. This document is intended to only serve informational purposes.

Status of This Memo

This Internet-Draft is submitted in full conformance with the provisions of [BCP 78](#) and [BCP 79](#).

Internet-Drafts are working documents of the Internet Engineering Task Force (IETF). Note that other groups may also distribute working documents as Internet-Drafts. The list of current Internet-Drafts is at <http://datatracker.ietf.org/drafts/current/>.

Internet-Drafts are draft documents valid for a maximum of six months and may be updated, replaced, or obsoleted by other documents at any time. It is inappropriate to use Internet-Drafts as reference material or to cite them other than as "work in progress."

This Internet-Draft will expire on January 3, 2018.

Copyright Notice

Copyright (c) 2017 IETF Trust and the persons identified as the document authors. All rights reserved.

This document is subject to [BCP 78](#) and the IETF Trust's Legal Provisions Relating to IETF Documents (<http://trustee.ietf.org/license-info>) in effect on the date of publication of this document. Please review these documents carefully, as they describe your rights and restrictions with respect to this document. Code Components extracted from this document must include Simplified BSD License text as described in Section 4.e of the Trust Legal Provisions and are provided without warranty as described in the Simplified BSD License.

Table of Contents

1.	Introduction	3
2.	Conventions	4
3.	In-Situ OAM Metadata Transport in IPv6	4
3.1.	In-situ OAM in IPv6 Hop by Hop Extension Header	5
3.1.1.	In-situ OAM Hop by Hop Options	5
4.	In-situ OAM Metadata Transport in IPv4	7
4.1.	In-situ OAM Tracing in GRE	7
4.2.	In-situ OAM POT in GRE	10
4.3.	In-situ OAM End-to-End in GRE	12
5.	In-situ OAM Metadata Transport in VXLAN-GPE	12
5.1.	In-situ OAM Tracing in VXLAN-GPE	13
5.2.	In-situ OAM POT in VXLAN-GPE	16
5.3.	In-situ OAM Edge-to-Edge in VXLAN-GPE	18
6.	In-situ OAM Metadata Transport in NSH	18
6.1.	In-situ OAM Tracing in NSH	18
6.2.	In-situ OAM POT in NSH	22
6.3.	In-situ OAM Edge-to-Edge in NSH	24
7.	In-situ OAM Metadata Transport in Segment Routing	25
7.1.	In-situ OAM in SR with IPv6 Transport	25
7.2.	In-situ OAM in SR with MPLS Transport	26
8.	IANA Considerations	26
9.	Manageability Considerations	26
10.	Security Considerations	26
11.	Acknowledgements	26

12.	References	27
12.1.	Normative References	27
12.2.	Informative References	28
	Authors' Addresses	28

[1.](#) Introduction

This document discusses transport mechanisms for "in-situ" Operations, Administration, and Maintenance (OAM) data fields. In-situ OAM records OAM information within the packet while the packet traverses a particular network domain. The term "in-situ" refers to the fact that the OAM data is added to the data packets rather than is being sent within packets specifically dedicated to OAM. A discussion of the motivation and requirements for in-situ OAM can be found in [[I-D.brockners-inband-oam-requirements](#)]. Data types and data formats for in-situ OAM are defined in [[I-D.brockners-inband-oam-data](#)].

This document outlines transport encapsulations for the in-situ OAM data defined in [[I-D.brockners-inband-oam-data](#)]. This document is to serve informational purposes only. As part of an in-situ OAM implementation study different protocol encapsulations for in-situ OAM data are being explored. Once data formats and encapsulation approaches are settled, protocol specific specifications for in-situ OAM data transport will address the standardization aspect.

The data for in-situ OAM defined in [[I-D.brockners-inband-oam-data](#)] can be carried in a variety of protocols based on the deployment needs. This document discusses transport of in-situ OAM data for the following protocols:

- o IPv6
- o IPv4
- o VXLAN-GPE
- o NSH
- o Segment Routing (IPv6 and MPLS)

This list is non-exhaustive, as it is possible to carry the in-situ OAM data in several other protocols and transports.

A feasibility study of in-situ OAM is currently underway as part of the FD.io project [[FD.io](#)]. The in-situ OAM implementation study should be considered as a "tool box" to showcase how "in-situ" OAM can complement probe-packet based OAM mechanisms for different

deployments and packet transport formats. For details, see the open source code in the FD.io [[FD.io](#)].

2. Conventions

The key words "MUST", "MUST NOT", "REQUIRED", "SHALL", "SHALL NOT", "SHOULD", "SHOULD NOT", "RECOMMENDED", "MAY", and "OPTIONAL" in this document are to be interpreted as described in [[RFC2119](#)].

Abbreviations used in this document:

IOAM: In-situ Operations, Administration, and Maintenance

MTU: Maximum Transmit Unit

NSH: Network Service Header

OAM: Operations, Administration, and Maintenance

POT: Proof of Transit

SFC: Service Function Chain

SID: Segment Identifier

SR: Segment Routing

VXLAN-GPE: Virtual eXtensible Local Area Network, Generic Protocol Extension

3. In-Situ OAM Metadata Transport in IPv6

This mechanisms of in-situ OAM in IPv6 complement others proposed to enhance diagnostics of IPv6 networks, such as the IPv6 Performance and Diagnostic Metrics Destination Option described in [[I-D.ietf-ippm-6man-pdm-option](#)]. The IP Performance and Diagnostic Metrics Destination Option is destination focused and specific to IPv6, whereas in-situ OAM is performed between end-points of the network or a network domain where it is enabled and used.

A historical note: The idea of IPv6 route recording was originally introduced by [[I-D.kitamura-ipv6-record-route](#)] back in year 2000. With IPv6 now being generally deployed and new concepts such as Segment Routing [[I-D.ietf-spring-segment-routing](#)] being introduced, it is imperative to further mature the Operations, Administration, and Maintenance mechanisms available to IPv6 networks.

The in-situ OAM options translate into options for an IPv6 hop by hop extension header. The extension header would be inserted by either a host source of the packet, or by a transit/domain-edge node. If the addition of the in-situ OAM Hop-by-Hop Option header would lead to the packet exceeding the MTU of the domain an error should be reported. The methods and procedures of how the error is reported are outside the scope of this document. Likewise if an ICMPv6 forwarding error occurs between encapsulating and decapsulating nodes, the node generating the ICMPv6 error should strip the in-situ OAM Hop-by-Hop Option header before sending the ICMPv6 message to the source.

3.1. In-situ OAM in IPv6 Hop by Hop Extension Header

This section defines in-situ OAM for IPv6 transport. In-situ OAM Options are transported in IPv6 hop-by-hop extension header.

3.1.1. In-situ OAM Hop by Hop Options

IPv6 hop-by-hop option format for carrying in-situ OAM data fields:

3. Proof of Transit Option: The in-situ OAM POT option defined in [[I-D.brockners-inband-oam-data](#)] is represented as a IPv6 option in hop by hop extension header by allocating following type:

Option Type: 001xxxxxx 8-bit identifier of the type of option.
xxxxxx=TBD_IANA_POT_OPTION_IPV6.

4. Edge to Edge Option: The in-situ OAM E2E option defined in [[I-D.brockners-inband-oam-data](#)] is represented as a IPv6 option in hop by hop extension header by allocating following type:

Option Type: 000xxxxxx 8-bit identifier of the type of option.
xxxxxx=TBD_IANA_E2E_OPTION_IPV6.

4. In-situ OAM Metadata Transport in IPv4

Transport of in-situ OAM data in IPv4 will use GRE encapsulation.

GRE encapsulation is defined in [[RFC2784](#)]. IOAM is defined as a "set of Protocol Types" TBD_IANA_ETHERNET_NUMBER_IOAM_* and follows GRE header. These Protocol Types are defined in [[RFC3232](#)] as "ETHER TYPES" and in [[ETYPES](#)].

The different IOAM data fields defined in [[I-D.brockners-inband-oam-data](#)] are added as TLVs following the GRE header. In an administrative domain where IOAM is used, insertion of the IOAM protocol header in GRE is enabled at the GRE tunnel endpoints which also serve as IOAM encapsulating/decapsulating nodes by means of configuration.

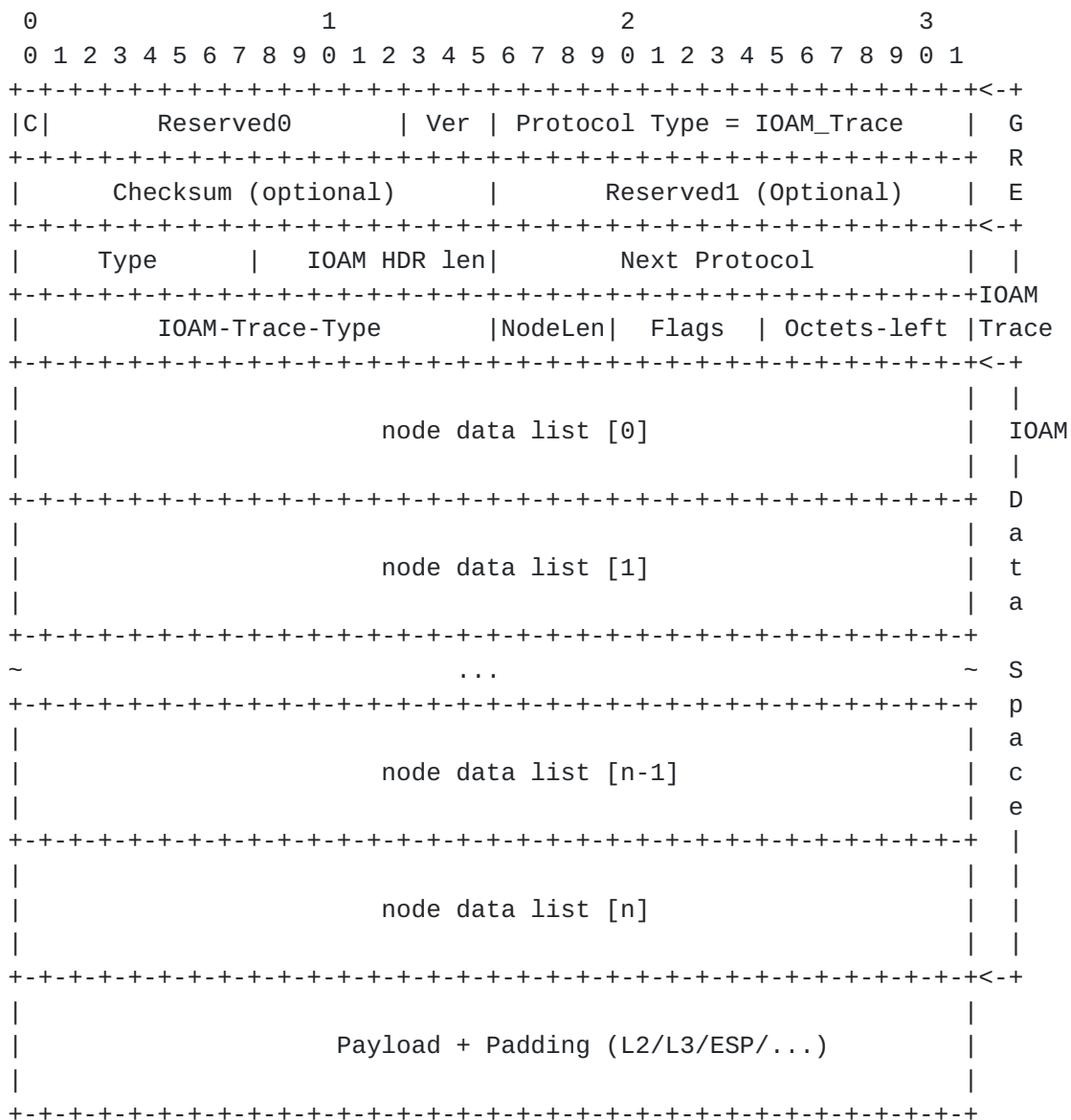
For IOAM the following new GRE protocol types are requested:

1. IOAM_Trace_Preallocated:
TBD_IANA_ETHERNET_NUMBER_IOAM_TRACE_PREALLOCATED
2. IOAM_Trace_Incremental:
TBD_IANA_ETHERNET_NUMBER_IOAM_TRACE_INCREMENTAL
3. IOAM_POT: TBD_IANA_ETHERNET_NUMBER_IOAM_POT
4. IOAM_End-to-End: TBD_IANA_ETHERNET_NUMBER_IOAM_E2E

4.1. In-situ OAM Tracing in GRE

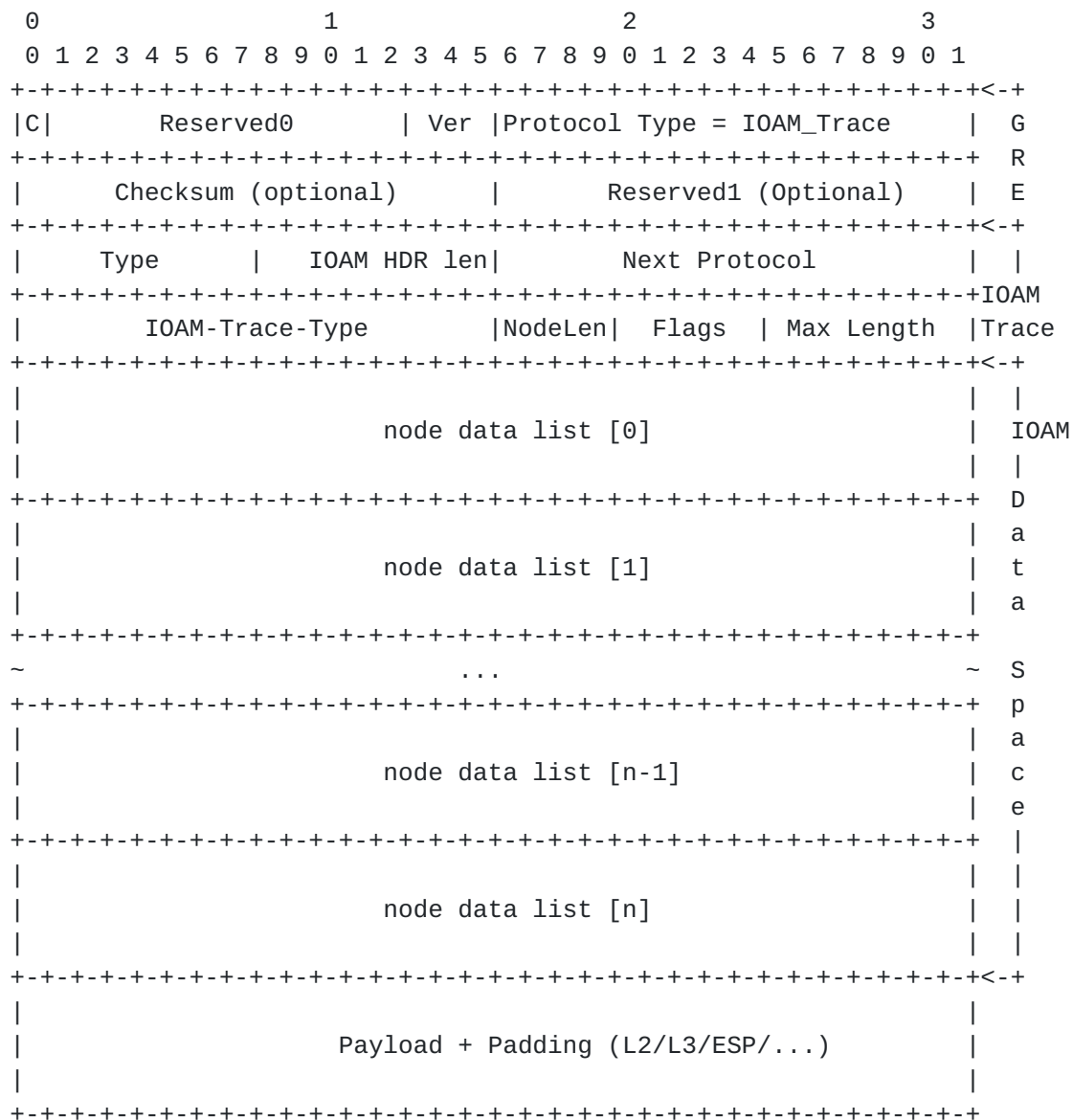
The packet formats of the pre-allocated IOAM trace and incremental IOAM trace when transported using GRE are defined as below. See [[I-D.brockners-inband-oam-data](#)] for details about pre-allocated and incremental IOAM trace options.

In-situ OAM Trace header following GRE header(Preallocated IOAM trace):



Pre-allocated Trace Option Data MUST be 4-byte aligned:

In-situ OAM Trace header following GRE header(Incremental IOAM trace):



In-situ OAM Incremental Trace Option Data MUST be 4-byte aligned:

The GRE header and fields are defined in [\[RFC2784\]](#) with Protocol Type set to TBD_IANA_ETHERNET_NUMBER_IOAM_TRACE. IOAM specific fields and header are defined here:

Type: 8-bit unsigned integer defining IOAM header type
 IOAM_TRACE_Preallocated or IOAM_Trace_Incremental are defined here.

IOAM HDR Len: 8 bits Length field contains the length of the variable metadata octets.

Next Protocol: 16 bits Next Protocol Type field contains the protocol type of the packet following IOAM protocol header. These Protocol Types are defined in [[RFC3232](#)] as "ETHER TYPES" and in [[ETYPES](#)]. An implementation receiving a packet containing a Protocol Type which is not listed in [[RFC3232](#)] or [[ETYPES](#)] SHOULD discard the packet.

IOAM-Trace-Type: 16-bit identifier of IOAM Trace Type as defined in [[I-D.brockners-inband-oam-data](#)] IOAM-Trace-Types.

Node Data Length: 4-bit unsigned integer as defined in [[I-D.brockners-inband-oam-data](#)].

Flags: 5-bit field as defined in [[I-D.brockners-inband-oam-data](#)].

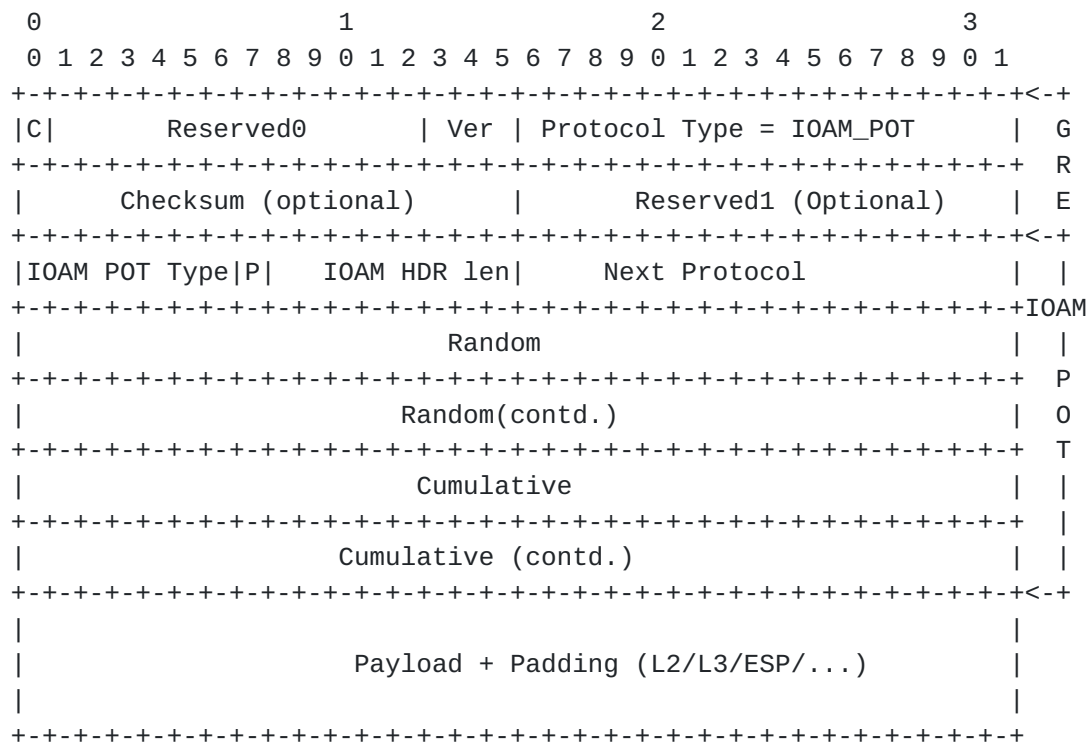
Octets-left: 7-bit unsigned integer as defined in [[I-D.brockners-inband-oam-data](#)].

Maximum-length: 7-bit unsigned integer as defined in [[I-D.brockners-inband-oam-data](#)].

Node data List [n]: Variable-length field as defined in [[I-D.brockners-inband-oam-data](#)].

4.2. In-situ OAM POT in GRE

In-situ OAM POT header following GRE header:



The GRE header and fields are defined in [\[RFC2784\]](#) with Protocol Type set to TBD_IANA_ETHERNET_NUMBER_IOAM_POT. IOAM specific fields and header are defined here:

IOAM POT Type: 7-bit identifier of a particular POT variant that dictates the POT data that is included as defined in [\[I-D.brockners-inband-oam-data\]](#).

Profile to use (P): 1-bit as defined in [\[I-D.brockners-inband-oam-data\]](#) IOAM POT Option.

IOAM HDR Len: 8 bits Length field contains the length of the variable metadata octets.

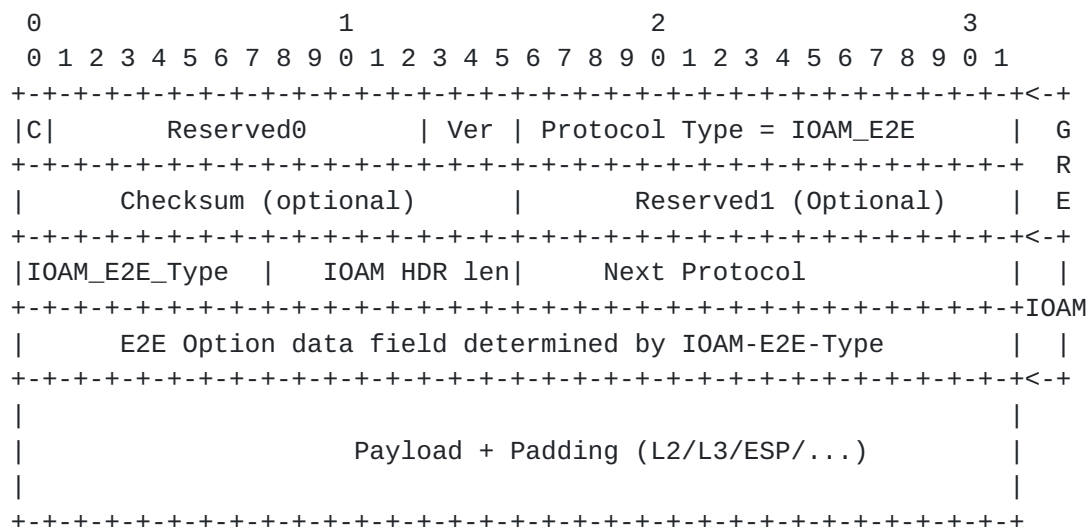
Next Protocol: 16 bits Next Protocol Type field contains the protocol type of the packet following IOAM protocol header. These Protocol Types are defined in [\[RFC3232\]](#) as "ETHER TYPES" and in [\[ETYPES\]](#). An implementation receiving a packet containing a Protocol Type which is not listed in [\[RFC3232\]](#) or [\[ETYPES\]](#) SHOULD discard the packet.

Random: 64-bit Per-packet random number.

Cumulative: 64-bit Cumulative value that is updated by the Service Functions.

4.3. In-situ OAM End-to-End in GRE

In-situ OAM End-to-End header following GRE header:



IOAM E2E Type: 8-bit identifier of a particular E2E variant that dictates the E2E data that is included as defined in [\[I-D.brockners-inband-oam-data\]](#).

IOAM HDR Len: 8 bits Length field contains the length of the variable metadata octets.

Next Protocol: 16 bits Next Protocol Type field contains the protocol type of the packet following IOAM protocol header. These Protocol Types are defined in [\[RFC3232\]](#) as "ETHER TYPES" and in [\[ETYPES\]](#). An implementation receiving a packet containing a Protocol Type which is not listed in [\[RFC3232\]](#) or [\[ETYPES\]](#) SHOULD discard the packet.

E2E Option data field: Variable length field as defined in [\[I-D.brockners-inband-oam-data\]](#) IOAM E2E Option.

5. In-situ OAM Metadata Transport in VXLAN-GPE

VXLAN-GPE [\[I-D.ietf-nvo3-vxlan-gpe\]](#) encapsulation is somewhat similar to IPv6 extension headers in that a series of headers can be contained in the header as a linked list. The different iIOAM types are added as options within a new IOAM protocol header in VXLAN GPE. In an administrative domain where IOAM is used, insertion of the IOAM

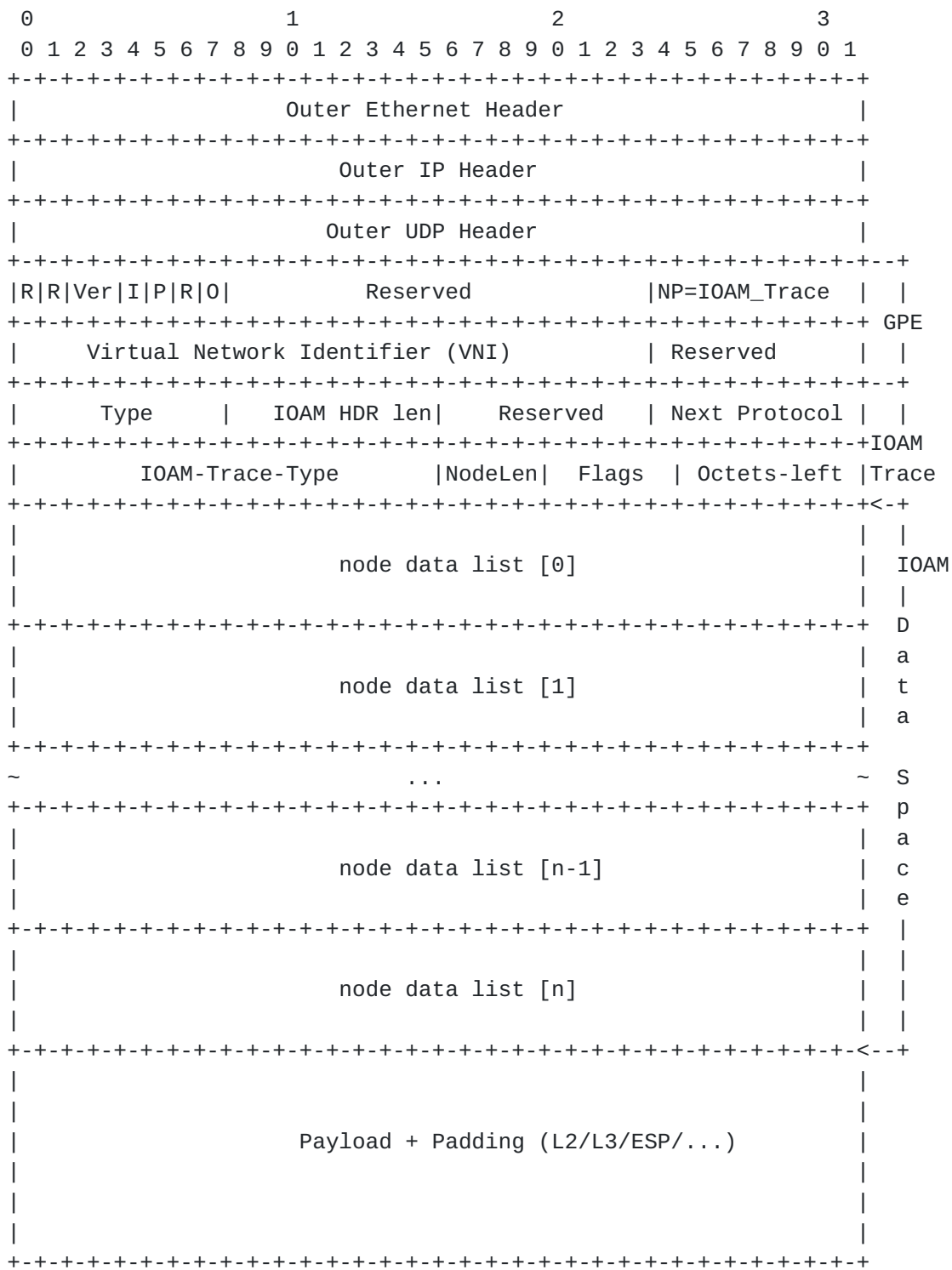
protocol header in VXLAN GPE is enabled at the VXLAN GPE tunnel endpoint which also serve as IOAM encapsulating/decapsulating nodes by means of configuration.

5.1. In-situ OAM Tracing in VXLAN-GPE

The packet formats of the pre-allocated IOAM trace and incremental IOAM trace when transported in VXLAN-GPE are defined as below. See [[I-D.brockners-inband-oam-data](#)] for details about pre-allocated and incremental IOAM trace options.

The VXLAN-GPE header and fields are defined in [[I-D.ietf-nvo3-vxlan-gpe](#)]. IOAM specific fields and header are defined here:

In-situ OAM Trace header following VXLAN GPE header
(Pre-allocated trace):



Pre-allocated Trace Option Data MUST be 4-byte aligned:

In-situ OAM Trace header following VXLAN GPE header (Incremental IOAM trace):

[illegible]

In-situ OAM Incremental Trace Option Data MUST be 4-byte aligned:

Type: 8-bit unsigned integer defining IOAM header type
IOAM_TRACE_Preallocated or IOAM_Trace_Incremental are defined here.

IOAM HDR len: 8-bit unsigned integer. Length of the in-situ OAM HDR in 8-octet units.

Reserved: 8-bit reserved field MUST be set to zero.

Next Protocol: 8-bit unsigned integer that determines the type of header following IOAM protocol. The value is from the IANA registry setup for VXLAN GPE Next Protocol defined in [\[I-D.ietf-nvo3-vxlan-gpe\]](#).

IOAM-Trace-Type: 16-bit identifier of IOAM Trace Type as defined in [\[I-D.brockners-inband-oam-data\]](#) IOAM-Trace-Types.

Node Data Length: 4-bit unsigned integer as defined in [\[I-D.brockners-inband-oam-data\]](#).

Flags: 5-bit field as defined in [\[I-D.brockners-inband-oam-data\]](#).

Octets-left: 7-bit unsigned integer as defined in [\[I-D.brockners-inband-oam-data\]](#).

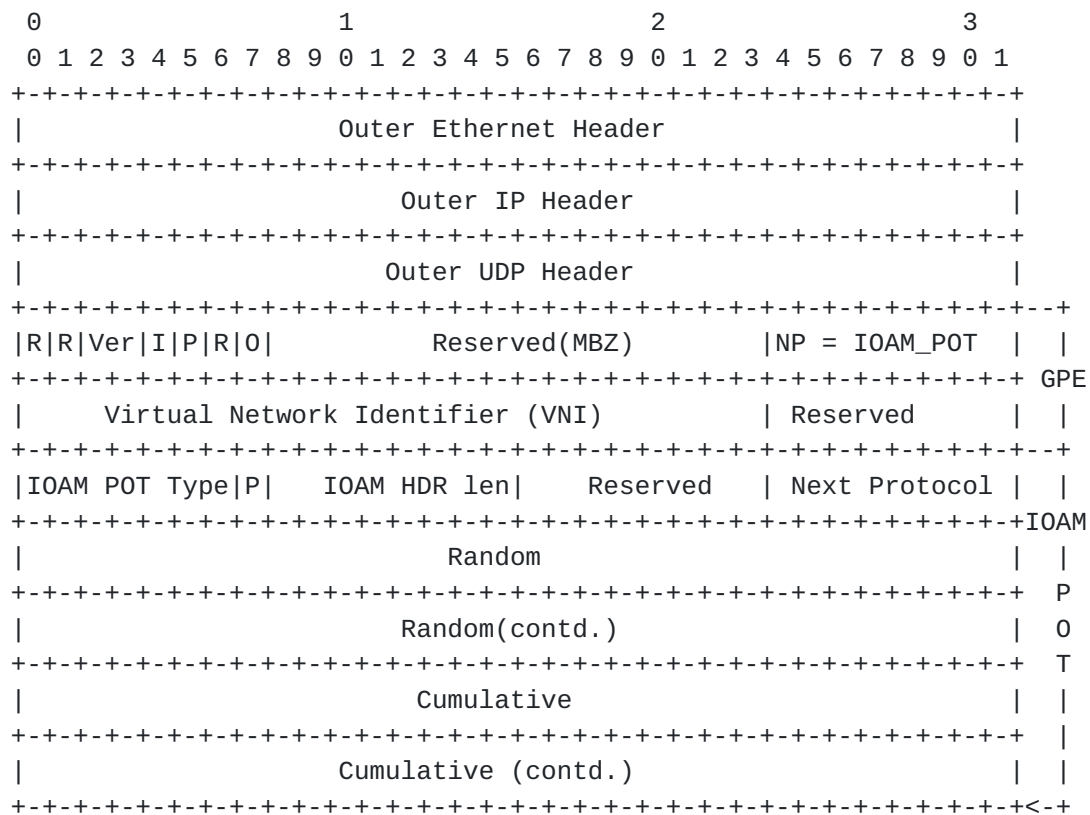
Maximum-length: 7-bit unsigned integer as defined in [\[I-D.brockners-inband-oam-data\]](#).

Node data List [n]: Variable-length field as defined in [\[I-D.brockners-inband-oam-data\]](#).

5.2. In-situ OAM POT in VXLAN-GPE

The VXLAN-GPE header and fields are defined in [\[I-D.ietf-nvo3-vxlan-gpe\]](#). IOAM specific fields and header are defined here:

In-situ OAM POT header following VXLAN GPE header:



IOAM POT Type: 7-bit identifier of a particular POT variant that dictates the POT data that is included as defined in [\[I-D.brockners-inband-oam-data\]](#).

Profile to use (P): 1-bit as defined in [\[I-D.brockners-inband-oam-data\]](#) IOAM POT Option.

IOAM HDR len: 8-bit unsigned integer. Length of the in-situ OAM HDR in 8-octet units

Reserved: 8-bit reserved field MUST be set to zero.

Next Protocol: 8-bit unsigned integer that determines the type of header following IOAM protocol. The value is from the IANA registry setup for VXLAN GPE Next Protocol defined in [\[I-D.ietf-nvo3-vxlan-gpe\]](#).

Random: 64-bit Per-packet random number.

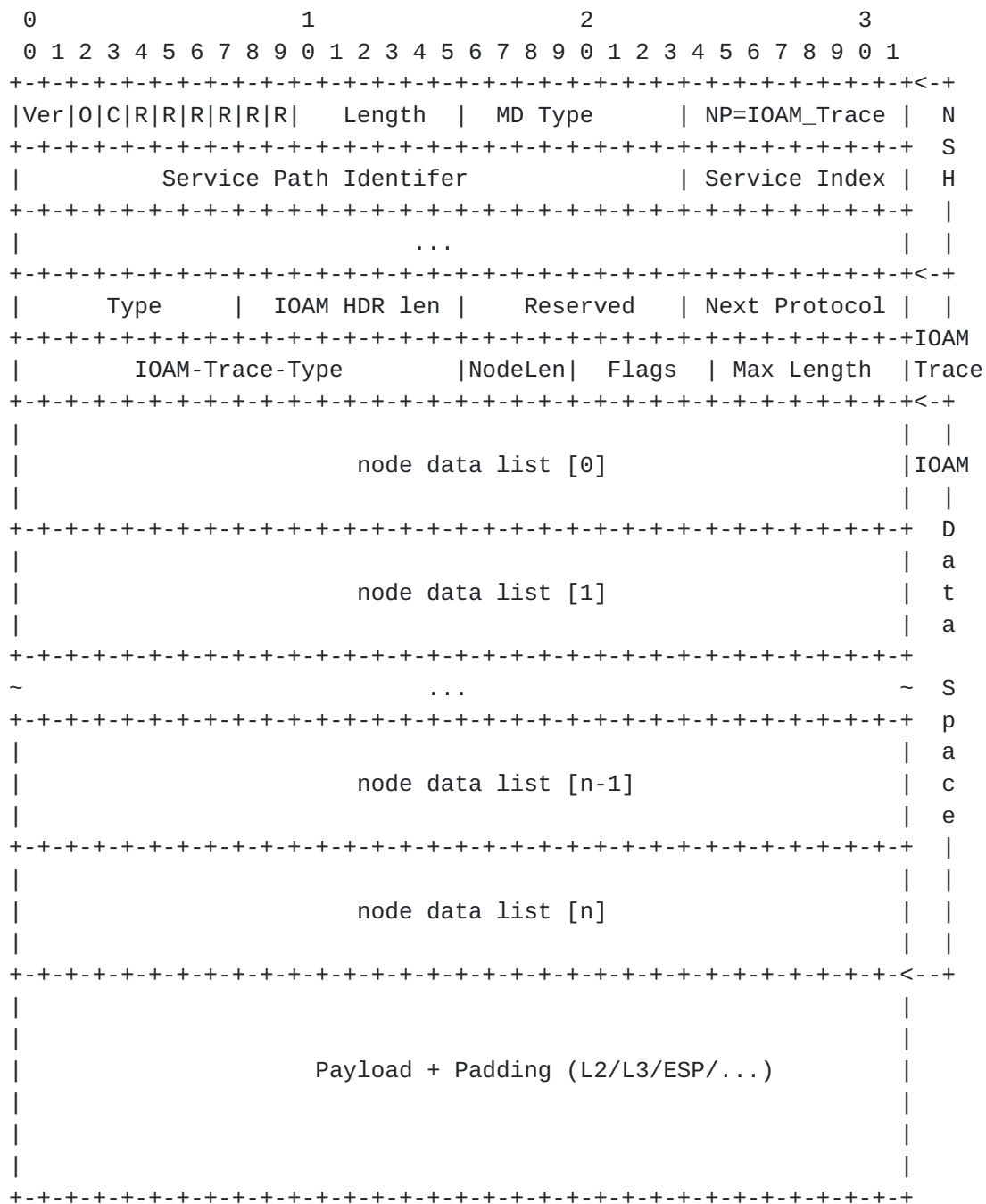
Cumulative: 64-bit Cumulative value that is updated by the Service Functions.

The packet formats of the pre-allocated IOAM trace and incremental IOAM trace when transported in NSH are defined as below. See [\[I-D.brockners-inband-oam-data\]](#) for details about pre-allocated and incremental IOAM trace options.

In Service Function Chaining (SFC) [[RFC7665](#)], the Network Service Header (NSH) [[I-D.ietf-sfc-nsh](#)] already includes path tracing capabilities [[I-D.penno-sfc-trace](#)]. Tracing information can be carried in-situ as IOAM data fields following NSH MDx metadata TLVs.

In-situ OAM Pre-allocated Trace Option Data MUST be 4-byte aligned:

In-situ OAM Trace header following NSH MDx header
(Incremental IOAM trace):



In-situ OAM Incremental Trace Option Data MUST be 4-byte aligned:

Next Protocol of NSH: TBD value for IOAM_Trace.

Type: 8-bit unsigned integer defining IOAM header type
IOAM_TRACE_Preallocated or IOAM_Trace_Incremental are defined here.

IOAM HDR len: 8-bit unsigned integer. Length of the in-situ OAM HDR in 8-octet units.

Reserved bits and R bits: Reserved bits are present for future use. The reserved bits MUST be set to 0x0.

Next Protocol: 8-bit unsigned integer that determines the type of header following IOAM protocol.

IOAM-Trace-Type: 16-bit identifier of IOAM Trace Type as defined in [\[I-D.brockners-inband-oam-data\]](#) IOAM-Trace-Types.

Node Data Length: 4-bit unsigned integer as defined in [\[I-D.brockners-inband-oam-data\]](#).

Flags: 5-bit field as defined in [\[I-D.brockners-inband-oam-data\]](#).

Octets-left: 7-bit unsigned integer as defined in [\[I-D.brockners-inband-oam-data\]](#).

Maximum-length: 7-bit unsigned integer as defined in [\[I-D.brockners-inband-oam-data\]](#).

Node data List [n]: Variable-length field as defined in [\[I-D.brockners-inband-oam-data\]](#).

6.2. In-situ OAM POT in NSH

The "Proof of Transit" capabilities (see [\[I-D.brockners-inband-oam-requirements\]](#) and [\[I-D.brockners-proof-of-transit\]](#)) of in-situ OAM can be leveraged within NSH. In an administrative domain where in-situ OAM is used, insertion of the in-situ OAM data into the NSH header is enabled at the required nodes (i.e. at the in-situ OAM encapsulating/decapsulating nodes) by means of configuration.

Proof of transit in-situ OAM data is added as NSH Type 2 metadata:

Cumulative: 64-bit Cumulative value that is updated by the Service Functions.

6.3. In-situ OAM Edge-to-Edge in NSH

The "Edge-to-Edge" capabilities (see [\[I-D.brockners-inband-oam-requirements\]](#)) of in-situ OAM can be leveraged within NSH. In an administrative domain where in-situ OAM is used, insertion of the in-situ OAM data into the NSH header is enabled at the required nodes (i.e. at the in-situ OAM encapsulating/decapsulating nodes) by means of configuration.

Edge-to-Edge in-situ OAM data is added as a TLV following NSH MDx metadata:

In-situ OAM E2E header following NSH MDx header:

```

      0               1               2               3
      0 1 2 3 4 5 6 7 8 9 0 1 2 3 4 5 6 7 8 9 0 1 2 3 4 5 6 7 8 9 0 1
+---+---+---+---+---+---+---+---+---+---+---+---+---+---+---+---+---+
|Ver|O|C|R|R|R|R|R|R|  Length  | MD Type      | NP = IOAM_E2E  | |
+---+---+---+---+---+---+---+---+---+---+---+---+---+---+---+---+---+ N
|          Service Path Identifier          | Service Index | S
+---+---+---+---+---+---+---+---+---+---+---+---+---+---+---+---+---+ H
|          ...          |          |
+---+---+---+---+---+---+---+---+---+---+---+---+---+---+---+---+---+<--+
|IOAM_E2E_Type | IOAM HDR len|  Reserved  | Next Protocol | IOAM
+---+---+---+---+---+---+---+---+---+---+---+---+---+---+---+---+---+ E2E
|          E2E Option data field determined by IOAM-E2E-Type          | |
+---+---+---+---+---+---+---+---+---+---+---+---+---+---+---+---+---+<--+

```

Next Protocol of NSH: TBD value for IOAM_E2E.

IOAM E2E Type: 8-bit identifier of a particular E2E variant that dictates the IOAM E2E data that is included as defined in [\[I-D.brockners-inband-oam-data\]](#).

IOAM HDR len: 8-bit unsigned integer. Length of the in-situ OAM HDR in 8-octet units

Reserved bits and R bits: Reserved bits are present for future use. The reserved bits MUST be set to 0x0.

Next Protocol: 8-bit unsigned integer that determines the type of header following IOAM protocol.

E2E Option data field: Variable length field as defined in [\[I-D.brockners-inband-oam-data\]](#) IOAM E2E Option.

7. In-situ OAM Metadata Transport in Segment Routing

7.1. In-situ OAM in SR with IPv6 Transport

Similar to NSH, a policy defined using Segment Routing for IPv6 can be verified using the in-situ OAM "Proof of Transit" approach. The Segment Routing Header (SRH) for IPv6 offers the ability to transport TLV structured data, similar to what NSH does (see [\[I-D.ietf-6man-segment-routing-header\]](#)). In an domain where in-situ OAM is used, insertion of the in-situ OAM data is enabled at the required edge nodes (i.e. at the in-situ OAM encapsulating/decapsulating nodes) by means of configuration.

A new "POT TLV" is defined for the SRH which is to carry proof of transit in situ OAM data.

[illegible]

Type: To be assigned by IANA.

Length: 20.

RESERVED: 8 bits. SHOULD be unset on transmission and MUST be ignored on receipt.

F: 1 bit. Indicates which POT-profile is active. 0 means the even POT-profile is active, 1 means the odd POT-profile is active.

Flags: 8 bits. No flags are defined in this document.

IOAM POT Type: 7-bit identifier of a particular POT variant that dictates the POT data that is included as defined in [\[I-D.brockners-inband-oam-data\]](#).

Profile to use (P): 1-bit as defined in
[[I-D.brockners-inband-oam-data](#)] IOAM POT Option.

Reserved (MBZ): 24-bit field MUST be filled with zeroes.

Random: 64-bit per-packet random number.

Cumulative: 64-bit cumulative value that is updated at specific nodes that form the service path to be verified.

7.2. In-situ OAM in SR with MPLS Transport

In-situ OAM "Proof of Transit" data can also be carried as part of the MPLS label stack. Details will be addressed in a future version of this document.

8. IANA Considerations

IANA considerations will be added in a future version of this document.

9. Manageability Considerations

Manageability considerations will be addressed in a later version of this document..

10. Security Considerations

Security considerations will be addressed in a later version of this document. For a discussion of security requirements of in-situ OAM, please refer to [[I-D.brockners-inband-oam-requirements](#)].

11. Acknowledgements

The authors would like to thank Eric Vyncke, Nalini Elkins, Srihari Raghavan, Ranganathan T S, Karthik Babu Harichandra Babu, Akshaya Nadahalli, Stefano Previdi, Hemant Singh, Erik Nordmark, LJ Wobker, and Andrew Yourtchenko for the comments and advice. The authors would like to acknowledge Craig Hill for contributing GRE IOAM encapsulation. For the IPv6 encapsulation, this document leverages and builds on top of several concepts described in [[I-D.kitamura-ipv6-record-route](#)]. The authors would like to acknowledge the work done by the author Hiroshi Kitamura and people involved in writing it.

12. References

12.1. Normative References

- [ETYPES] "IANA Ethernet Numbers",
<<https://www.iana.org/assignments/ethernet-numbers/ethernet-numbers.xhtml>>.
- [I-D.brockners-inband-oam-data]
Brockners, F., Bhandari, S., Pignataro, C., Gredler, H., Leddy, J., Youell, S., Mizrahi, T., Mozes, D., Lapukhov, P., <>, R., and d. daniel.bernier@bell.ca, "Data Fields for In-situ OAM", [draft-brockners-inband-oam-data-05](#) (work in progress), May 2017.
- [I-D.brockners-inband-oam-requirements]
Brockners, F., Bhandari, S., Dara, S., Pignataro, C., Gredler, H., Leddy, J., Youell, S., Mozes, D., Mizrahi, T., <>, P., and r. remy@barefootnetworks.com, "Requirements for In-situ OAM", [draft-brockners-inband-oam-requirements-03](#) (work in progress), March 2017.
- [I-D.ietf-6man-segment-routing-header]
Previdi, S., Filsfils, C., Raza, K., Leddy, J., Field, B., daniel.voyer@bell.ca, d., daniel.bernier@bell.ca, d., Matsushima, S., Leung, I., Linkova, J., Aries, E., Kosugi, T., Vyncke, E., Lebrun, D., Steinberg, D., and R. Raszuk, "IPv6 Segment Routing Header (SRH)", [draft-ietf-6man-segment-routing-header-06](#) (work in progress), March 2017.
- [I-D.ietf-nvo3-vxlan-gpe]
Maino, F., Kreeger, L., and U. Elzur, "Generic Protocol Extension for VXLAN", [draft-ietf-nvo3-vxlan-gpe-04](#) (work in progress), April 2017.
- [I-D.ietf-sfc-nsh]
Quinn, P. and U. Elzur, "Network Service Header", [draft-ietf-sfc-nsh-13](#) (work in progress), June 2017.
- [RFC2119] Bradner, S., "Key words for use in RFCs to Indicate Requirement Levels", [BCP 14](#), [RFC 2119](#), DOI 10.17487/RFC2119, March 1997, <<http://www.rfc-editor.org/info/rfc2119>>.
- [RFC2784] Farinacci, D., Li, T., Hanks, S., Meyer, D., and P. Traina, "Generic Routing Encapsulation (GRE)", [RFC 2784](#), DOI 10.17487/RFC2784, March 2000, <<http://www.rfc-editor.org/info/rfc2784>>.

- [RFC3232] Reynolds, J., Ed., "Assigned Numbers: [RFC 1700](#) is Replaced by an On-line Database", [RFC 3232](#), DOI 10.17487/RFC3232, January 2002, <<http://www.rfc-editor.org/info/rfc3232>>.

12.2. Informative References

- [FD.io] "Fast Data Project: FD.io", <<https://fd.io/>>.
- [I-D.brockners-proof-of-transit]
Brockners, F., Bhandari, S., Dara, S., Pignataro, C., Leddy, J., Youell, S., Mozes, D., and T. Mizrahi, "Proof of Transit", [draft-brockners-proof-of-transit-03](#) (work in progress), March 2017.
- [I-D.ietf-ippm-6man-pdm-option]
Elkins, N., Hamilton, R., and m. mackermann@bcbsm.com, "IPv6 Performance and Diagnostic Metrics (PDM) Destination Option", [draft-ietf-ippm-6man-pdm-option-13](#) (work in progress), June 2017.
- [I-D.ietf-spring-segment-routing]
Filsfils, C., Previdi, S., Decraene, B., Litkowski, S., and R. Shakir, "Segment Routing Architecture", [draft-ietf-spring-segment-routing-12](#) (work in progress), June 2017.
- [I-D.kitamura-ipv6-record-route]
Kitamura, H., "Record Route for IPV6 (PR6) Hop-by-Hop Option Extension", [draft-kitamura-ipv6-record-route-00](#) (work in progress), November 2000.
- [I-D.penno-sfc-trace]
Penno, R., Quinn, P., Pignataro, C., and D. Zhou, "Services Function Chaining Traceroute", [draft-penno-sfc-trace-03](#) (work in progress), September 2015.
- [RFC7665] Halpern, J., Ed. and C. Pignataro, Ed., "Service Function Chaining (SFC) Architecture", [RFC 7665](#), DOI 10.17487/RFC7665, October 2015, <<http://www.rfc-editor.org/info/rfc7665>>.

Authors' Addresses

Frank Brockners
Cisco Systems, Inc.
Hansaallee 249, 3rd Floor
DUESSELDORF, NORDRHEIN-WESTFALEN 40549
Germany

Email: fbrockne@cisco.com

Shwetha Bhandari
Cisco Systems, Inc.
Cessna Business Park, Sarjapura Marathalli Outer Ring Road
Bangalore, KARNATAKA 560 087
India

Email: shwethab@cisco.com

Vengada Prasad Govindan
Cisco Systems, Inc.

Email: venggovi@cisco.com

Carlos Pignataro
Cisco Systems, Inc.
7200-11 Kit Creek Road
Research Triangle Park, NC 27709
United States

Email: cpignata@cisco.com

Hannes Gredler
RtBrick Inc.

Email: hannes@rtbrick.com

John Leddy
Comcast

Email: John_Leddy@cable.comcast.com

Stephen Youell
JP Morgan Chase
25 Bank Street
London E14 5JP
United Kingdom

Email: stephen.youell@jpmorgan.com

Tal Mizrahi
Marvell
6 Hamada St.
Yokneam 20692
Israel

Email: talmi@marvell.com

David Mozes
Mellanox Technologies Ltd.

Email: davidm@mellanox.com

Petr Lapukhov
Facebook
1 Hacker Way
Menlo Park, CA 94025
US

Email: petr@fb.com

Remy Chang
Barefoot Networks
2185 Park Boulevard
Palo Alto, CA 94306
US

