

Network Working Group
Internet-Draft
Intended status: Standards Track
Expires: January 7, 2023

H. Chen
M. McBride
Futurewei
R. Chen
ZTE Corporation
G. Mishra
Verizon Inc.
A. Wang
China Telecom
Y. Liu
China Mobile
Y. Fan
Casa Systems
B. Khasanov
Yandex LLC
L. Liu
Fujitsu
X. Liu
IBM Corporation
July 6, 2022

BGP for BIER-TE Path
draft-chen-idr-bier-te-path-05

Abstract

This document describes extensions to Border Gateway Protocol (BGP) for distributing a Bit Index Explicit Replication Traffic/Tree Engineering (BIER-TE) path. A new Tunnel Type for BIER-TE path is defined to encode the information about a BIER-TE path.

Requirements Language

The key words "MUST", "MUST NOT", "REQUIRED", "SHALL", "SHALL NOT", "SHOULD", "SHOULD NOT", "RECOMMENDED", "MAY", and "OPTIONAL" in this document are to be interpreted as described in [[RFC2119](#)] [[RFC8174](#)] when, and only when, they appear in all capitals, as shown here.

Status of This Memo

This Internet-Draft is submitted in full conformance with the provisions of [BCP 78](#) and [BCP 79](#).

Internet-Drafts are working documents of the Internet Engineering Task Force (IETF). Note that other groups may also distribute working documents as Internet-Drafts. The list of current Internet-Drafts is at <https://datatracker.ietf.org/drafts/current/>.

Internet-Drafts are draft documents valid for a maximum of six months and may be updated, replaced, or obsoleted by other documents at any time. It is inappropriate to use Internet-Drafts as reference material or to cite them other than as "work in progress."

This Internet-Draft will expire on January 7, 2023.

Copyright Notice

Copyright (c) 2022 IETF Trust and the persons identified as the document authors. All rights reserved.

This document is subject to [BCP 78](https://trustee.ietf.org/license-info) and the IETF Trust's Legal Provisions Relating to IETF Documents (<https://trustee.ietf.org/license-info>) in effect on the date of publication of this document. Please review these documents carefully, as they describe your rights and restrictions with respect to this document. Code Components extracted from this document must include Simplified BSD License text as described in Section 4.e of the Trust Legal Provisions and are provided without warranty as described in the Simplified BSD License.

Table of Contents

1.	Introduction	3
1.1.	Terminologies	3
2.	Overview of BGP for BIER-TE Path	4
2.1.	Example BIER-TE Topology with BGP	4
2.2.	Distributing Path to Ingress	5
3.	Extensions to BGP	6
3.1.	New SAFI and NLRI	6
3.2.	New Tunnel Type for BIER-TE	7
3.3.	Path BitStrings Sub-TLV	7
3.4.	Path Name Sub-TLV	8
3.5.	Traffic Description Sub-TLVs	9
4.	Security Considerations	11
5.	Acknowledgements	11
6.	IANA Considerations	11
6.1.	Existing Registry: SAFI Parameters	11
6.2.	Existing Registry: BGP TEA Tunnel Types	11
6.3.	Existing Registry: BGP TEA sub-TLVs	11
7.	References	12
7.1.	Normative References	12
7.2.	Informative References	13
Appendix A.	Extensions to PMSI_TUNNEL Attribute	13
A.1.	New Tunnel Type for BIER-TE	13
	Authors' Addresses	14

1. Introduction

[I-D.ietf-bier-te-arch] introduces Bit Index Explicit Replication (BIER) Tree Engineering (BIER-TE). It is an architecture for per-packet stateless explicit point to multipoint (P2MP) multicast path/tree, which is called BIER-TE path, and based on the BIER architecture defined in [[RFC8279](#)].

A Bit-Forwarding Router (BFR) in a BIER-TE domain has a BIER-TE Bit Index Forwarding Table (BIFT). A BIER-TE BIFT on a BFR comprises a forwarding entry for a BitPosition (BP) assigned to each of the adjacencies of the BFR. If the BP represents a forward connected adjacency, the forwarding entry for the BP forwards the multicast packet with the BP to the directly connected BFR neighbor of the adjacency. If the BP represents a BFER (i.e., egress node) or say a local decap adjacency, the forwarding entry for the BP decapsulates the multicast packet with the BP and passes a copy of the payload of the packet to the packet's NextProto within the BFR.

A Bit-Forwarding Ingress Router (BFIR) in a BIER-TE domain receives the information or instructions about which multicast flows/packets are mapped to which BIER-TE paths that are represented by BitPositions or say BitStrings. After receiving the information or instructions, the ingress node/router encapsulates the multicast packets with the BitStrings for the corresponding BIER-TE paths, replicates and forwards the packets with the BitStrings along the BIER-TE paths. When the BitStrings is for a regular BIER path, the multicast packet is forwarded along the BIER path.

This document proposes some procedures and extensions to BGP for distributing a BIER-TE path to the Bit-Forwarding Ingress Router (BFIR) of the path. It specifies a way of encoding the information about a BIER-TE path in a BGP UPDATE message, which can be distributed to the BFIR of the path.

1.1. Terminologies

The following terminologies are used in this document.

BIER: Bit Index Explicit Replication.

BIER-TE: BIER Tree Engineering.

BFR: Bit-Forwarding Router.

BFIR: Bit-Forwarding Ingress Router.

BFER: Bit-Forwarding Egress Router.

BFR-id: BFR Identifier. It is a number in the range [1,65535].

BFR-NBR: BFR Neighbor.

BFR-prefix: An IP address (either IPv4 or IPv6) of a BFR.

BIRT: Bit Index Routing Table. It is a table that maps from the BFR-id (in a particular sub-domain) of a BFER to the BFR-prefix of that BFER, and to the BFR-NBR on the path to that BFER.

BIFT: Bit Index Forwarding Table.

P-tunnel: A multicast tunnel through the network of one or more SPs.

PMSI: Provider Multicast Service Interface. PMSI is an abstraction that represents a multicast service for carrying packets. A PMSI is instantiated via one or more P-tunnels.

I-PMSI A-D Route: Inclusive PMSI Auto-Discovery route.

S-PMSI A-D route: Selective PMSI Auto-Discovery route.

x-PMSI A-D route: A route that is either an I-PMSI A-D route or an S-PMSI A-D route.

2. Overview of BGP for BIER-TE Path

This section briefs the BGP for BIER-TE path and illustrates some details through a simple example BIER-TE topology.

2.1. Example BIER-TE Topology with BGP

An example BIER-TE domain topology using SDN controller with a BGP to distribute BIER-TE path is shown in Figure 1. There are 8 nodes/BFRs A, B, C, D, E, F, G and H in the domain. Nodes/BFRs A, H, E, F and D are BFIRs (i.e., ingress nodes) or BFERs (i.e., egress nodes). The controller has a BGP session with each of the edge nodes in the domain, including BFIRs (i.e., ingress nodes A, H, E, F and D), and each of the non edge nodes in the domain (i.e., nodes B, C and G). Note that some of connections and the BGP on each edge node are not shown in the figure.

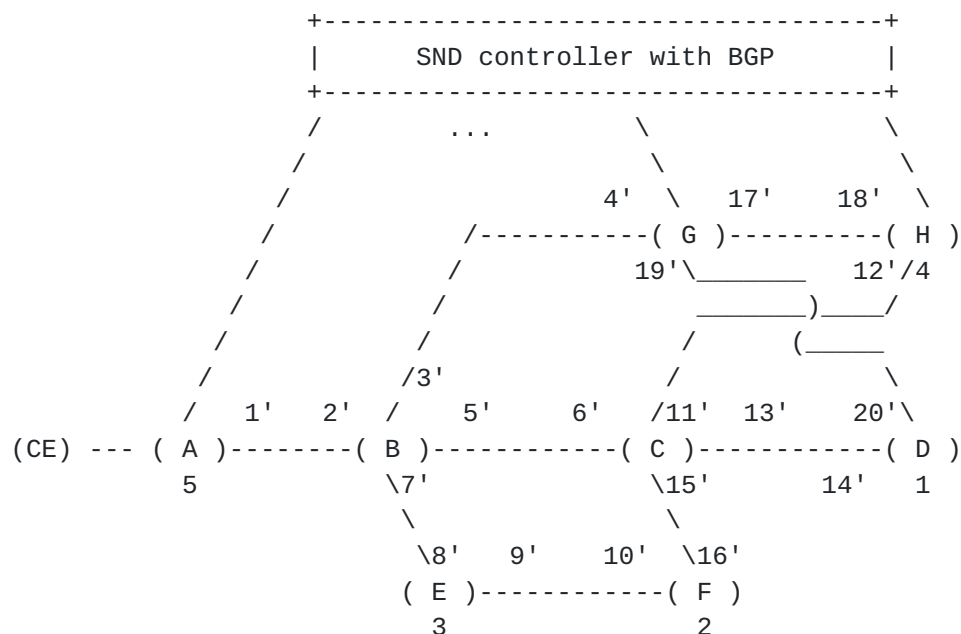


Figure 1: Example BIER-TE Topology with Controller

Nodes/BFRs D, F, E, H and A are BFERs (or BFIRs) and have local decap adjacency BitPositions 1, 2, 3, 4, and 5 respectively.

The BitPositions for the forward connected adjacencies are represented by i' , where i is from 1 to 20.

2.2. Distributing Path to Ingress

This section describes how the SDN controller distributes a BIER-TE path to its ingress node.

Suppose that node A in Figure 1 wants to have a BIER-TE path from ingress node A to egress nodes H and F. The path satisfies a set of constraints. The controller obtains the request from an application or user configuration. It finds a BIER-TE path satisfying the constraints and distributes the path to ingress node A.

The controller advertises a BGP Update message to all its BGP peers, where the message contains the information about the path, a route target (RT) matching the BGP identifier (ID) of ingress node A. Each of the BGP peers advertises the received Update to its BGP neighbors according to normal BGP propagation rules. Eventually, ingress node A accepts this message after determining the RT in the message matches its BGP ID and installs a forwarding entry for the BIER-TE path, which imports the packets to be transported by the path into the path.

3. Extensions to BGP

This section defines a new Tunnel Type (or say TLV) for BIER-TE path/tunnel under Tunnel Encapsulation Attribute and a new SAFI. This new SAFI and the existing AFI for IPv4/IPv6 pair uses a new NLRI for indicating a BIER-TE Path.

3.1. New SAFI and NLRI

A new SAFI, called BIER-TE path SAFI, is defined. Its codepoint (TBD1) is to be assigned by IANA. This new SAFI and the existing AFI for IPv4/IPv6 pair uses a new NLRI, which is defined as follows:

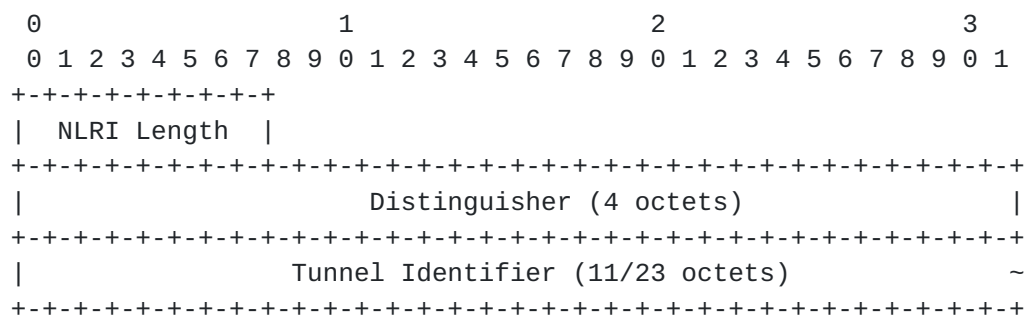


Figure 2: NLRI Format

Where:

NLRI Length: 1 octet represents the length of NLRI. If the Length is anything other than 15 or 27, the NLRI is corrupt and the enclosing UPDATE message MUST be ignored.

Distinguisher: 4 octet value uniquely identifies the content/BIER-TE path.

Tunnel Identifier: 11/23 octet value contains:

- * sub-domain-id (1 octet): It is id of the sub domain through which the BIER-TE tunnel crosses.
- * BFR-id (2 octets): It is the BFR-id of the BFIR of the BIER-TE tunnel.
- * Tunnel-ID (4 octets): It is a number uniquely identifying a BIER-TE tunnel within the BFIR and sub domain.
- * BFR-prefix (4/16 octets): It is a BFR-prefix of the BFIR of the BIER-TE tunnel. It occupies 4 octets for IPv4 and 16 octets for IPv6.

3.2. New Tunnel Type for BIER-TE

A new Tunnel Type (or say TLV), called BIER-TE Path or Tunnel, is defined under Tunnel Encapsulation Attribute in [[RFC9012](#)]. Its codepoint is to be assigned by IANA. This new TLV with a number of new sub-TLVs encodes the information about a BIER-TE path.

The structure encoding the information about a BIER-TE path is shown below.

Attributes:

- Tunnel Encaps Attribute (23)
 - Tunnel Type (TBD2): BIER-TE Path
 - Path BitStrings sub-TLV
 - Path Name sub-TLV
 - Traffic Description sub-TLV

Where:

- o Tunnel Type (TBD2) is to be assigned by IANA.
- o Path BitStrings sub-TLV encodes the bit positions of the BIER-TE path.
- o Path Name sub-TLV encodes the name of a BIER-TE path.
- o Traffic Description sub-TLV encodes the multicast traffic that is transported by the BIER-TE path.

3.3. Path BitStrings Sub-TLV

The bit positions of a BIER-TE path are encoded in a Path BitStrings sub-TLV. The format of the sub-TLV is illustrated below.



<BIFT-id, SI, BitString> tuple: Each tuple <BIFT-id-i, SI-i, BitString-i> (i = 1, 2, ..., n) represents/encodes a set of bit positions on the BIER-TE path with a BIFT ID. All the tuples in the sub-TLV represent/encode the BIER-TE path (i.e., all the bit positions of the BIER-TE path).

The name of a BIER-TE path is encoded in a Path Name sub-TLV. The format of the sub-TLV is illustrated below.

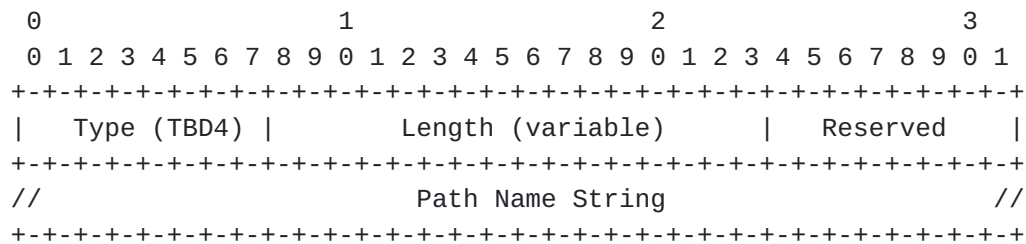


Figure 4: Path Name Sub-TLV Format

Type: Its value (TBD4) is to be assigned by IANA.

Length: It is variable.

Reserved: MUST be set to zero by the sender and MUST be ignored by the receiver.

Path Name String: It represents/encodes the name of the BIER-TE path in a string of chars.

3.5. Traffic Description Sub-TLVs

A Traffic Description Sub-TLV describes the traffic to be imported into a BIER-TE path. Two Traffic Description Sub-TLVs are defined. They are multicast traffic sub-TLVs for IPv4 and IPv6.

The multicast traffic sub-TLVs for IPv4 and IPv6 are shown in Figure 5 and Figure 6 respectively.

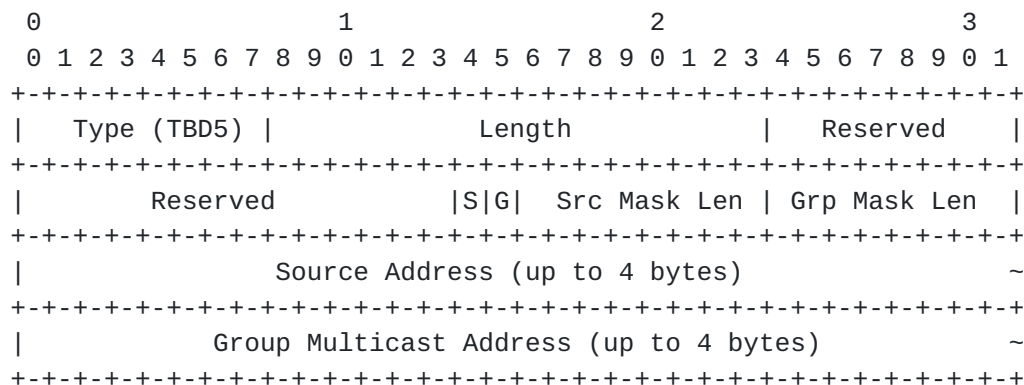


Figure 5: Multicast Traffic for IPv4 Sub-TLV

4. Security Considerations

Protocol extensions defined in this document do not affect the BGP security other than those as discussed in the Security Considerations section of [\[RFC9012\]](#).

5. Acknowledgements

The authors of this document would like to thank Tony Przygienda, Susan Hares, and Jeffrey Zhang for their comments.

6. IANA Considerations

6.1. Existing Registry: SAFI Parameters

This document requests assigning a new SAFI in the registry "Subsequent Address Family Identifiers (SAFI) Parameters" as follows:

Code Point	Description	Reference
TBD1(179 suggested)	BIER-TE Policy SAFI	This document

6.2. Existing Registry: BGP TEA Tunnel Types

This document requests assigning a new Tunnel-Type in the registry "BGP Tunnel Encapsulation Attribute Tunnel Types" as follows:

Code Point	Description	Reference
TBD2(16 suggested)	BIER-TE Tunnel/Path	This document

6.3. Existing Registry: BGP TEA sub-TLVs

This document requests assigning a few of new sub-TLVs in the registry "BGP Tunnel Encapsulation Attribute sub-TLVs" as follows:

Code Point	Description	Reference
TBD3(16 suggested)	Path BitStrings	This document
TBD4(17 suggested)	Path Name	This document
TBD5(18 suggested)	IPv4 Multicast Traffic	This document
TBD6(19 suggested)	IPv6 Multicast Traffic	This document

7. References

7.1. Normative References

- [RFC2119] Bradner, S., "Key words for use in RFCs to Indicate Requirement Levels", [BCP 14](#), [RFC 2119](#), DOI 10.17487/RFC2119, March 1997, <<https://www.rfc-editor.org/info/rfc2119>>.
- [RFC6514] Aggarwal, R., Rosen, E., Morin, T., and Y. Rekhter, "BGP Encodings and Procedures for Multicast in MPLS/BGP IP VPNs", [RFC 6514](#), DOI 10.17487/RFC6514, February 2012, <<https://www.rfc-editor.org/info/rfc6514>>.
- [RFC8174] Leiba, B., "Ambiguity of Uppercase vs Lowercase in [RFC 2119](#) Key Words", [BCP 14](#), [RFC 8174](#), DOI 10.17487/RFC8174, May 2017, <<https://www.rfc-editor.org/info/rfc8174>>.
- [RFC8279] Wijnands, IJ., Ed., Rosen, E., Ed., Dolganow, A., Przygienda, T., and S. Aldrin, "Multicast Using Bit Index Explicit Replication (BIER)", [RFC 8279](#), DOI 10.17487/RFC8279, November 2017, <<https://www.rfc-editor.org/info/rfc8279>>.
- [RFC8296] Wijnands, IJ., Ed., Rosen, E., Ed., Dolganow, A., Tantsura, J., Aldrin, S., and I. Meilik, "Encapsulation for Bit Index Explicit Replication (BIER) in MPLS and Non-MPLS Networks", [RFC 8296](#), DOI 10.17487/RFC8296, January 2018, <<https://www.rfc-editor.org/info/rfc8296>>.
- [RFC9012] Patel, K., Van de Velde, G., Sangli, S., and J. Scudder, "The BGP Tunnel Encapsulation Attribute", [RFC 9012](#), DOI 10.17487/RFC9012, April 2021, <<https://www.rfc-editor.org/info/rfc9012>>.

7.2. Informative References

- [I-D.ietf-bier-te-arch]
Eckert, T., Menth, M., and G. Cauchie, "Tree Engineering for Bit Index Explicit Replication (BIER-TE)", [draft-ietf-bier-te-arch-13](#) (work in progress), April 2022.
- [RFC5226] Narten, T. and H. Alvestrand, "Guidelines for Writing an IANA Considerations Section in RFCs", [RFC 5226](#), DOI 10.17487/RFC5226, May 2008, <<https://www.rfc-editor.org/info/rfc5226>>.
- [RFC5575] Marques, P., Sheth, N., Raszuk, R., Greene, B., Mauch, J., and D. McPherson, "Dissemination of Flow Specification Rules", [RFC 5575](#), DOI 10.17487/RFC5575, August 2009, <<https://www.rfc-editor.org/info/rfc5575>>.

Appendix A. Extensions to PMSI_TUNNEL Attribute

This section defines a new Tunnel Type (or TLV) for BIER-TE path/tunnel under the PMSI_TUNNEL Attribute (PTA) defined in [[RFC6514](#)]. It describes a couple of new sub-TLVs encoding the information about a BIER-TE path.

A.1. New Tunnel Type for BIER-TE

The PMSI Tunnel attribute carried by an x-PMSI A-D route identifies P-tunnel for PMSI. For the PTA with Tunnel Type BIER-TE, the PTA is constructed by the SDN controller and distributed to the ingress node of the BIER-TE tunnel.

The format of the PMSI_TUNNEL Attribute with the new Tunnel Type (TBD) for BIER-TE is shown in Figure 7.

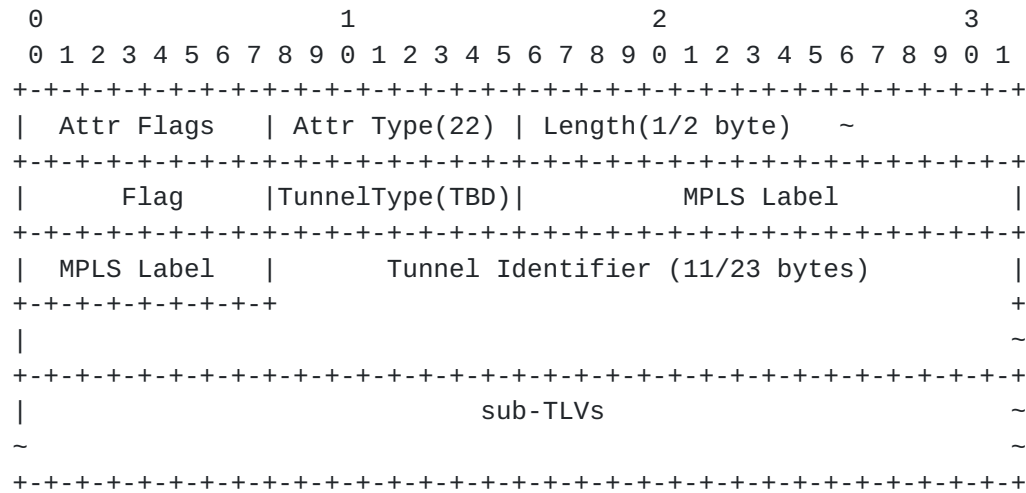


Figure 7: PTA with Tunnel Type for BIER-TE

For BIER-TE tunnel/path, the fields in the PTA are set as follows:

- o Tunnel Type: It is set to be TBD, indicating BIER-TE tunnel.
- o Tunnel Identifier: It contains: sub-domain-id of 1 byte, BIER-TE tunnel BFIR's BFR-id of 2 bytes, Tunnel-ID of 4 bytes, and BIER-TE tunnel BFIR's BFR-prefix of 4/16 bytes for IPv4/IPv6.
- o sub-TLVs: It contains a Path BitPositions sub-TLV encoding an explicit BIER-TE path. It may include a Path Name sub-TLV for the name of the BIER-TE path.
- o Others: The other fields are set according to [[RFC6514](#)].

Authors' Addresses

Huaimo Chen
Futurewei
Boston, MA
USA

Email: huaimo.chen@futurewei.com

Mike McBride
Futurewei

Email: michael.mcbride@futurewei.com

Ran Chen
ZTE Corporation

Email: chen.ran@zte.com.cn

Gyan S. Mishra
Verizon Inc.
13101 Columbia Pike
Silver Spring MD 20904
USA

Phone: 301 502-1347
Email: gyan.s.mishra@verizon.com

Aijun Wang
China Telecom
Beiqijia Town, Changping District
Beijing 102209
China

Email: wangaj3@chinatelecom.cn

Yisong Liu
China Mobile

Email: liuyisong@chinamobile.com

Yanhe Fan
Casa Systems
USA

Email: yfan@casa-systems.com

Boris Khasanov
Yandex LLC
Moscow

Email: bhassanov@yahoo.com

Lei Liu
Fujitsu
USA

Email: liulei.kddi@gmail.com

Xufeng Liu
IBM Corporation
USA

Email: xufeng.liu.ietf@gmail.com