

PCE
Internet-Draft
Intended status: Standards Track
Expires: 25 August 2023

R. Chen
ch. Zhu
B. Xu
ZTE Corporation
H. Chen
Futurewei
A. Wang
China Telecom
21 February 2023

**PCEP Procedures and Protocol Extensions for Using PCE as a Central
Controller (PCECC) of BIER
draft-chen-pce-pcep-extension-pce-controller-bier-04**

Abstract

This draft specify a new mechanism where PCE allocates the BIER information centrally and uses PCEP to distribute them to all nodes, then PCC generate a "Bit Index Forwarding Table"(BIFT).

Status of This Memo

This Internet-Draft is submitted in full conformance with the provisions of [BCP 78](#) and [BCP 79](#).

Internet-Drafts are working documents of the Internet Engineering Task Force (IETF). Note that other groups may also distribute working documents as Internet-Drafts. The list of current Internet-Drafts is at <https://datatracker.ietf.org/drafts/current/>.

Internet-Drafts are draft documents valid for a maximum of six months and may be updated, replaced, or obsoleted by other documents at any time. It is inappropriate to use Internet-Drafts as reference material or to cite them other than as "work in progress."

This Internet-Draft will expire on 25 August 2023.

Copyright Notice

Copyright (c) 2023 IETF Trust and the persons identified as the document authors. All rights reserved.

This document is subject to [BCP 78](#) and the IETF Trust's Legal Provisions Relating to IETF Documents (<https://trustee.ietf.org/license-info>) in effect on the date of publication of this document. Please review these documents carefully, as they describe your rights and restrictions with respect to this document. Code Components

extracted from this document must include Revised BSD License text as described in Section 4.e of the [Trust Legal Provisions](#) and are provided without warranty as described in the Revised BSD License.

Table of Contents

1.	Introduction	2
1.1.	Requirements Language	3
2.	PCECC BIER Requirements	3
3.	Procedures for Using the PCE as the Central Controller (PCECC) in BIER	4
3.1.	PCECC Capability Advertisement	4
3.2.	New BIER Path Setup	4
3.3.	PCECC BIER information allocation and Generation of BFIT	4
3.4.	Redundant PCEs	5
3.5.	Re Delegation and Cleanup	5
3.6.	Synchronization of BIER information Allocations	5
4.	PCEP extension	5
4.1.	The OPEN Object	5
4.1.1.	PCECC Capability sub-TLV	5
4.2.	PATH-SETUP-TYPE TLV	6
4.3.	CCI object	6
4.3.1.	BIER Encapsulation Sub TLV	7
4.3.2.	Address TLVs	8
4.4.	FEC Object	8
5.	Acknowledgements	8
6.	IANA Considerations	8
7.	Security Considerations	8
8.	Normative References	8
	Authors' Addresses	10

[1.](#) Introduction

[\[RFC8283\]](#) introduces the architecture for PCE as a central controller as an extension of the architecture described in [\[RFC4655\]](#) and assumes the continued use of PCEP as the protocol used between PCE and PCC. [\[RFC8283\]](#) further examines the motivations and applicability for PCEP as a Southbound Interface (SBI), and introduces the implications for the protocol.

[RFC9050] specify the procedures and PCEP protocol extensions for using the PCE as the central controller for static LSPs, where LSPs can be provisioned as explicit label instructions at each hop on the end-to-end path. Each router along the path must be told what label-forwarding instructions to program and what resources to reserve. The PCE-based controller keeps a view of the network and determines the paths of the end-to-end LSPs, and the controller uses PCEP to communicate with each router along the path of the end-to-end LSP.

[RFC8279] defines a Bit Index Explicit Replication (BIER) architecture where all intended multicast receivers are encoded as a bitmask in the multicast packet header within different encapsulations such as described in [RFC8296]. A router that receives such a packet will forward the packet based on the bit position in the packet header towards the receiver(s) following a precomputed tree for each of the bits in the packet. Each receiver is represented by a unique bit in the bitmask.

In order to reduce the transmission of redundant information, the PCE-based controllers do not allocate the BFIT directly. Instead, the PCC generates the BFIT based on the received bier informations or the node calculates the nexthop by itself. This document specifies the procedures and PCEP protocol extensions when a PCE-based controller is responsible for configuring the BIER informations.

1.1. Requirements Language

The key words "MUST", "MUST NOT", "REQUIRED", "SHALL", "SHALL NOT", "SHOULD", "SHOULD NOT", "RECOMMENDED", "MAY", and "OPTIONAL" in this document are to be interpreted as described in [RFC 2119](#) [RFC2119].

2. PCECC BIER Requirements

Following key requirements for PCECC-BIER should be considered when designing the PCECC based solution:

- * PCEP speaker supporting this draft needs to have the capability to advertise its PCECC-BIER capability to its peers.
- * PCEP speaker not supporting this draft needs to be able to reject PCECC-BIER related message with a reason code that indicates no support for PCECC.
- * PCEP procedures needs to provide a means to update (or cleanup) the BIER related informations (BIER subdomain-id, BFR-id and BSL etc) to the PCC.

- * PCEP procedures needs to provide a means to update (or cleanup) the "Bit Index Forwarding Table"(BIFT) to the PCC.
- * PCEP procedures needs to provide a means to synchronize the BIER related informations (BIER subdomain-id, BFR-id and BSL etc) between PCE to PCC in the PCEP messages.

3. Procedures for Using the PCE as the Central Controller (PCECC) in BIER

Active stateful PCE is described in [[RFC8231](#)]. PCE as a central controller (PCECC) reuses existing Active stateful PCE mechanism as much as possible to control the LSP.

This document uses the same PCEP messages and its extensions which are described in [[RFC9050](#)] for PCECC-BIER as well.

PCEP messages PCRpt, PCInitiate, PCUpd are also used to send LSP Reports, LSP setup and LSP update respectively. The extended PCInitiate message described in [[RFC9050](#)] is used to download or cleanup central controller's instructions (CCIs) (BIER related informations and "Bit Index Forwarding Table"(BIFT) in scope of this document). The extended PCRpt message described in [[RFC9050](#)] is also used to report the CCIs (BIER related informations) from PCC to PCE.

[RFC9050] specify an object called CCI for the encoding of central controller's instructions. This document extends the CCI by defining another object-type for BIER.

3.1. PCECC Capability Advertisement

During PCEP Initialization Phase, PCEP Speakers (PCE or PCC) advertise their support of PCECC extensions. A PCEP Speaker includes the "PCECC Capability" sub-TLV, described in [[RFC9050](#)].

This document adds B-bit in PCECC-CAPABILITY sub-TLV for BIER.

3.2. New BIER Path Setup

The PCEP messages pertaining to PCECC-BIER MUST include PATH-SETUP-TYPE TLV [[RFC8408](#)] with PST=TBD in the SRP object to clearly identify the PCECC-BIER is intended.

3.3. PCECC BIER information allocation and Generation of BIFT

There are two ways to generate a "Bit Index Forwarding Table"(BIFT):

- * The PCECC allocate parameters(BIER subdomain-id, BFR-id, BAR and IPA) carried by CCI object, parameters(BFR prefix, BSL, Encapsulation Type, BIFT ID, and Max SI) carried by BIER Encapsulation TLV and parameters (BFR prefix)carried by OFEC Object to the PCC. On receiving the BIER informations allocation, each node (PCC) uses IGP protocol to distribute BIER related information to other nodes. The node calculate the nexthop. In this case, Each node (PCC) only needs to be allocated its own BIER informations by the PCECC.
- * In scenarios where the IGP protocol is not used/available,Each node (PCC) is allocated its own and neighbor BIER informations by the PCECC, then PCC generates a BIFT based on the informations it receives. The BIER informations include BIER subdomain-id and BFR-id carried by CCI object, BFR prefix, BSL, Encapsulation Type, BIFT ID, and Max SI carried by BIER Encapsulation TLV , BFR-NBR carried by Address TLV and BFR prefix carried by OFEC Object. The BIFT mainly includes BFR ID, F-BM and BFR nexthop.

3.4. Redundant PCEs

[I-D.ietf-pce-state-sync] describes synchronization mechanism between the stateful PCEs. The BIER informations allocated by a PCE MUST also be synchronized among PCEs for PCECC BIER state synchronization.

3.5. Re Delegation and Cleanup

[RFC9050] describes the action needed for CCIs for the Basic PCECC LSP on this terminated session. Similarly actions should be applied for the BIER information as well.

3.6. Synchronization of BIER information Allocations

[RFC9050] describes the synchronization of Central Controller's Instructions (CCI) via LSP state synchronization as described in [[RFC8231](#)] and [[RFC8232](#)].Same procedures should be applied for BIER informations as well.

4. PCEP extension

4.1. The OPEN Object

4.1.1. PCECC Capability sub-TLV

[RFC9050] defined the PCECC-CAPABILITY TLV. A new B-bit is defined in PCECC-CAPABILITY sub-TLV for PCECC-BIER:

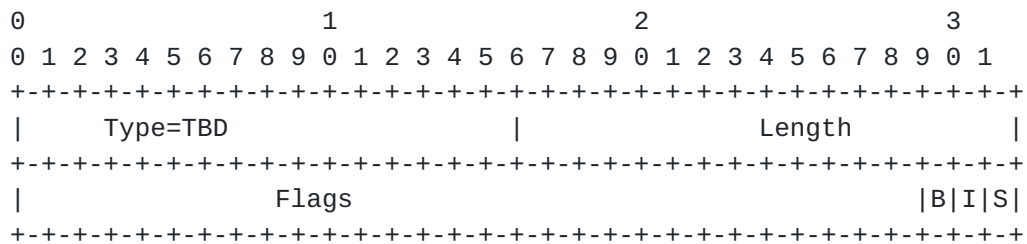


Figure 1

where:

B (PCECC-BIER-CAPABILITY - 1 bit): If set to 1 by a PCEP speaker, it indicates that the PCEP speaker is capable for PCECC-BIER capability and PCE would allocate BIER information on this session.

4.2. PATH-SETUP-TYPE TLV

The PATH-SETUP-TYPE TLV is defined in [RFC8408]. PST = TBD is used when Path is setup via PCECC BIER mode. On a PCRpt/PCUpd/PCInitiate message, the PST=TBD indicates that this path was setup via a PCECC-BIER based mechanism where either the BIER informations and BIER forwarding entries were allocated/instructed by PCE via PCECC mechanism.

4.3. CCI object

The Central Control Instructions (CCI) Object is used by the PCE to specify the forwarding instructions is defined in [RFC9050]. This document defines another object-type for BIER purpose.

CCI Object-Type is TBD for BIER as below

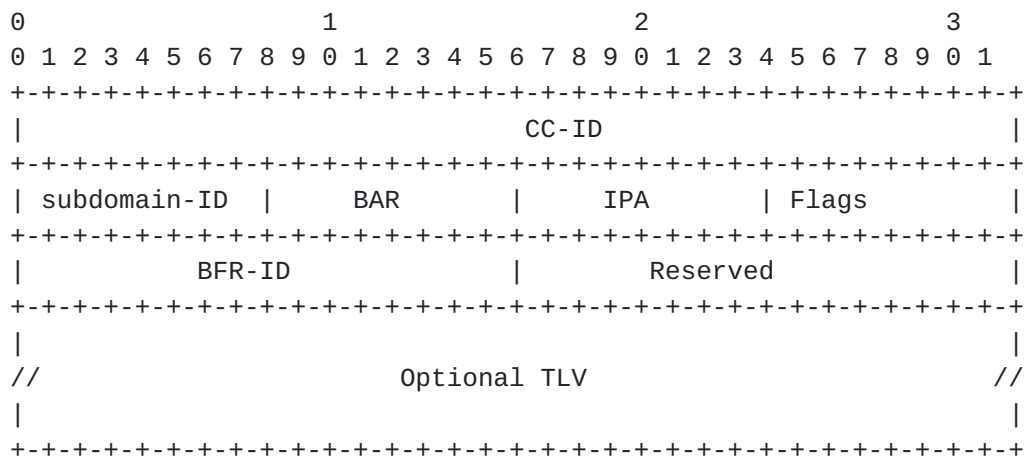


Figure 2

where:

The field CC-ID is as described in [RFC9050].

BIER subdomain-ID: Unique value identifying the BIER subdomain. (as defined in [RFC8401].

BAR:BIER Algorithm, as documented in [RFC8401]. Specifies a BIER-specific algorithm used to calculate underlay paths to reach BFERs. Values are allocated from the "BIER Algorithms" registry.

IPA:IGP Algorithm, as documented in [RFC8401]. Specifies an IGP Algorithm to either modify, enhance, or replace the calculation of underlay paths to reach BFERs as defined by the BAR value. Values are from the IGP Algorithm registry. 1 octet.

Flags (16 bit): A field used to carry any additional information pertaining to the CCI.

BFR-ID: A 2-octet field encoding the BFR-id, as documented in [RFC8279].

Optional TLV: There are two optional TLV are defined/reused in this draft.

4.3.1. BIER Encapsulation Sub TLV

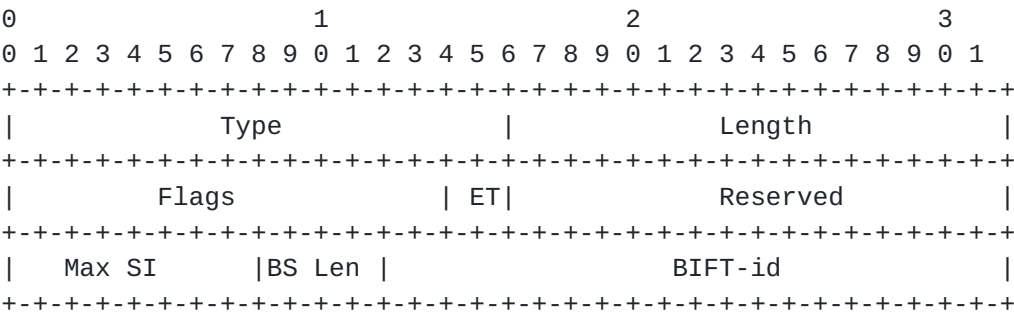


Figure 3

where:

The code point for the TLV type is to be defined by IANA.

Length:4

ET-Flag:ET(Encapsulation type) Flag, There are two Encapsulation Types:

- * 0b00-MPLS encapsulation.
- * 0b01-Non-MPLS encapsulation.

Max SI: A 1 octet field encoding the Maximum Set Identifier([Section 1 of \[RFC8279\]](#)) used in the encapsulation for this BIER subdomain for this BitString length.

Local BitString Length (BS Len): Encoded BitString length as per [\[RFC8296\]](#).

BIFT-id: A 20 bit field encoding the first BIFT-id of the BIFT-id range.

[4.3.2.](#) Address TLVs

Address TLVs described in [\[RFC9050\]](#) are used to associate the next-hop information, so we Reuse ADDRESS TLV to carry the BFR out-interface and nexthop informations.

[4.4.](#) FEC Object

BIER information is always associated with a host prefix, so we reuse FEC Object 1 'IPv4 Node ID' and FEC Object-Type 2 'IPv6 Node ID' defined in [\[RFC8664\]](#) to carry the BFR prefix.

[5.](#) Acknowledgements

We would like to thank Dhruv Dhody for their useful comments and suggestions.

[6.](#) IANA Considerations

TBD.

[7.](#) Security Considerations

The PCECC extension are based on the existing PCEP messages and thus the security considerations described in

The PCECC extension are based on the existing PCEP messages and thus the security considerations described in [\[RFC5440\]](#) , [\[RFC8231\]](#) , [\[RFC8281\]](#), and [\[RFC9050\]](#) apply to this draft.

[8.](#) Normative References

[I-D.ietf-pce-state-sync]

Litkowski, S., Sivabalan, S., Li, C., and H. Zheng, "Inter Stateful Path Computation Element (PCE) Communication Procedures.", Work in Progress, Internet-Draft, [draft-ietf-pce-state-sync-04](https://www.ietf.org/archive/id/draft-ietf-pce-state-sync-04), 11 January 2023, <<https://www.ietf.org/archive/id/draft-ietf-pce-state-sync-04.txt>>.

[RFC2119] Bradner, S., "Key words for use in RFCs to Indicate Requirement Levels", [BCP 14](https://www.rfc-editor.org/info/rfc2119), [RFC 2119](https://www.rfc-editor.org/info/rfc2119), DOI 10.17487/RFC2119, March 1997, <<https://www.rfc-editor.org/info/rfc2119>>.

[RFC4655] Farrel, A., Vasseur, J.-P., and J. Ash, "A Path Computation Element (PCE)-Based Architecture", [RFC 4655](https://www.rfc-editor.org/info/rfc4655), DOI 10.17487/RFC4655, August 2006, <<https://www.rfc-editor.org/info/rfc4655>>.

[RFC5440] Vasseur, JP., Ed. and JL. Le Roux, Ed., "Path Computation Element (PCE) Communication Protocol (PCEP)", [RFC 5440](https://www.rfc-editor.org/info/rfc5440), DOI 10.17487/RFC5440, March 2009, <<https://www.rfc-editor.org/info/rfc5440>>.

[RFC8231] Crabbe, E., Minei, I., Medved, J., and R. Varga, "Path Computation Element Communication Protocol (PCEP) Extensions for Stateful PCE", [RFC 8231](https://www.rfc-editor.org/info/rfc8231), DOI 10.17487/RFC8231, September 2017, <<https://www.rfc-editor.org/info/rfc8231>>.

[RFC8232] Crabbe, E., Minei, I., Medved, J., Varga, R., Zhang, X., and D. Dhody, "Optimizations of Label Switched Path State Synchronization Procedures for a Stateful PCE", [RFC 8232](https://www.rfc-editor.org/info/rfc8232), DOI 10.17487/RFC8232, September 2017, <<https://www.rfc-editor.org/info/rfc8232>>.

[RFC8279] Wijnands, IJ., Ed., Rosen, E., Ed., Dolganow, A., Przygienda, T., and S. Aldrin, "Multicast Using Bit Index Explicit Replication (BIER)", [RFC 8279](https://www.rfc-editor.org/info/rfc8279), DOI 10.17487/RFC8279, November 2017, <<https://www.rfc-editor.org/info/rfc8279>>.

[RFC8281] Crabbe, E., Minei, I., Sivabalan, S., and R. Varga, "Path Computation Element Communication Protocol (PCEP) Extensions for PCE-Initiated LSP Setup in a Stateful PCE Model", [RFC 8281](https://www.rfc-editor.org/info/rfc8281), DOI 10.17487/RFC8281, December 2017, <<https://www.rfc-editor.org/info/rfc8281>>.

- [RFC8283] Farrel, A., Ed., Zhao, Q., Ed., Li, Z., and C. Zhou, "An Architecture for Use of PCE and the PCE Communication Protocol (PCEP) in a Network with Central Control", [RFC 8283](#), DOI 10.17487/RFC8283, December 2017, <<https://www.rfc-editor.org/info/rfc8283>>.
- [RFC8296] Wijnands, IJ., Ed., Rosen, E., Ed., Dolganow, A., Tantsura, J., Aldrin, S., and I. Meilik, "Encapsulation for Bit Index Explicit Replication (BIER) in MPLS and Non-MPLS Networks", [RFC 8296](#), DOI 10.17487/RFC8296, January 2018, <<https://www.rfc-editor.org/info/rfc8296>>.
- [RFC8401] Ginsberg, L., Ed., Przygienda, T., Aldrin, S., and Z. Zhang, "Bit Index Explicit Replication (BIER) Support via IS-IS", [RFC 8401](#), DOI 10.17487/RFC8401, June 2018, <<https://www.rfc-editor.org/info/rfc8401>>.
- [RFC8408] Sivabalan, S., Tantsura, J., Minei, I., Varga, R., and J. Hardwick, "Conveying Path Setup Type in PCE Communication Protocol (PCEP) Messages", [RFC 8408](#), DOI 10.17487/RFC8408, July 2018, <<https://www.rfc-editor.org/info/rfc8408>>.
- [RFC8664] Sivabalan, S., Filsfils, C., Tantsura, J., Henderickx, W., and J. Hardwick, "Path Computation Element Communication Protocol (PCEP) Extensions for Segment Routing", [RFC 8664](#), DOI 10.17487/RFC8664, December 2019, <<https://www.rfc-editor.org/info/rfc8664>>.
- [RFC9050] Li, Z., Peng, S., Negi, M., Zhao, Q., and C. Zhou, "Path Computation Element Communication Protocol (PCEP) Procedures and Extensions for Using the PCE as a Central Controller (PCECC) of LSPs", [RFC 9050](#), DOI 10.17487/RFC9050, July 2021, <<https://www.rfc-editor.org/info/rfc9050>>.

Authors' Addresses

Ran Chen
ZTE Corporation
Nanjing
China
Email: chen.ran@zte.com.cn

Chun Zhu
ZTE Corporation
Nanjing
China

Email: zhu.chun@zte.com.cn

BenChong Xu
ZTE Corporation
Nanjing
China
Email: xu.benchong@zte.com.cn

Huaimo Chen
Futurewei
Nanjing,
United States of America
Email: Huaimo.chen@futurewei.com

Aijun Wang
China Telecom
Nanjing
China
Email: wangaj3@chinatelecom.cn

