

Benchmarking Methodology Working Group
Internet-Draft
Intended status: Informational
Expires: January 9, 2020

K. Sun
H. Yang
Y. Park
Y. Kim
Soongsil University
W. Lee
ETRI
July 8, 2019

**Considerations for Benchmarking Network Performance in Containerized
Infrastructures
draft-dcn-bmwg-containerized-infra-01**

Abstract

This draft describes benchmarking considerations for the containerized infrastructure. In the containerized infrastructure, Virtualized Network Functions(VNFs) are deployed on operating-system-level virtualization platform by abstracting the user namespace as opposed to virtualization using a hypervisor. Leveraging this, the system configurations and networking scenarios for benchmarking will be partially changed by the way in which the resource allocation and network technologies specified for containerized VNFs. In this draft we compare the state of the art in a container networking architecture with networking on VM-based virtualized systems, and provide several test scenarios in the containerized infrastructure.

Status of This Memo

This Internet-Draft is submitted in full conformance with the provisions of [BCP 78](#) and [BCP 79](#).

Internet-Drafts are working documents of the Internet Engineering Task Force (IETF). Note that other groups may also distribute working documents as Internet-Drafts. The list of current Internet-Drafts is at <https://datatracker.ietf.org/drafts/current/>.

Internet-Drafts are draft documents valid for a maximum of six months and may be updated, replaced, or obsoleted by other documents at any time. It is inappropriate to use Internet-Drafts as reference material or to cite them other than as "work in progress."

This Internet-Draft will expire on January 9, 2020.

Copyright Notice

Copyright (c) 2019 IETF Trust and the persons identified as the document authors. All rights reserved.

This document is subject to [BCP 78](#) and the IETF Trust's Legal Provisions Relating to IETF Documents (<https://trustee.ietf.org/license-info>) in effect on the date of publication of this document. Please review these documents carefully, as they describe your rights and restrictions with respect to this document. Code Components extracted from this document must include Simplified BSD License text as described in Section 4.e of the Trust Legal Provisions and are provided without warranty as described in the Simplified BSD License.

Table of Contents

1.	Introduction	2
2.	Terminology	3
3.	Benchmarking Considerations	3
3.1.	Comparison with the VM-based Infrastructure	3
3.2.	Container Networking Classification	5
3.3.	Resource Considerations	8
4.	Benchmarking Scenarios for the Containerized Infrastructure .	9
5.	Additional Considerations	12
6.	Security Considerations	13
7.	Acknowledgement	13
8.	Informative References	13
	Authors' Addresses	14

[1.](#) Introduction

The Benchmarking Methodology Working Group(BMWG) has recently expanded its benchmarking scope from Physical Network Function(PNF) running on dedicated hardware system to Network Function Virtualization(NFV) infrastructure and Virtualized Network Function(VNF). [[RFC8172](#)] described considerations for configuring NFV infrastructure and benchmarking metrics, and [[RFC8204](#)] gives guidelines for benchmarking virtual switch which connects VNFs in Open Platform for NFV(OPNFV).

Recently NFV infrastructure has evolved to include a lightweight virtualized platform called the containerized infrastructure, where VNFs share the same host Operating System(OS) and they are logically isolated by using a different namespace. While previous NFV infrastructure uses a hypervisor to allocate resources for Virtual Machine(VMs) and instantiate VNFs on it, the containerized infrastructure virtualizes resources without a hypervisor, therefore

making containers very lightweight and more efficient in infrastructure resource utilization compared to the VM-based NFV infrastructure. When we consider benchmarking for VNFs in the containerized infrastructure, it may have a different System Under Test(SUT) and Device Under Test(DUT) configuration compared with both black-box benchmarking and VM-based NFV infrastructure as described in [RFC8172]. Accordingly, additional configuration parameters and testing strategies may be required.

In the containerized infrastructure, a VNF network is implemented by running both switch and router functions in the host system. For example, the internal communication between VNFs in the same host uses the L2 bridge function, while communication with external node(s) uses the L3 router function. For container networking, the host system may use a virtual switch(vSwitch), but other options exist. In the [ETSI-TST-009], they describe differences in networking structure between the VM-based and the containerized infrastructure. Occasioned by these differences, deployment scenarios for testing network performance described in [RFC8204] may be partially applied to the containerized infrastructure, but other scenarios may be required.

In this draft, we describe differences and additional considerations for benchmarking containerized infrastructure based on [RFC8172] and [RFC8204]. In particular, we focus on differences in system configuration parameters and networking configurations of the containerized infrastructure compared with VM-based NFV infrastructure. Note that, although the detailed configurations of both infrastructures differ, the new benchmarks and metrics defined in [RFC8172] can be equally applied in containerized infrastructure from a generic-NFV point of view, and therefore defining additional metrics or methodologies is out of scope.

2. Terminology

The key words "MUST", "MUST NOT", "REQUIRED", "SHALL", "SHALL NOT", "SHOULD", "SHOULD NOT", "RECOMMENDED", "MAY", and "OPTIONAL" in this document is to be interpreted as described in [RFC2119]. This document uses the terminology described in [RFC8172], [RFC8204], [ETSI-TST-009].

3. Benchmarking Considerations

3.1. Comparison with the VM-based Infrastructure

For the benchmarking of the containerized infrastructure, as mentioned in [RFC8172], the basic approach is to reuse existing benchmarking methods developed within the BMWG. Various network

function specifications defined in BMWG should still be applied to containerized VNF(C-VNF)s for the performance comparison with physical network functions and VM-based VNFs.

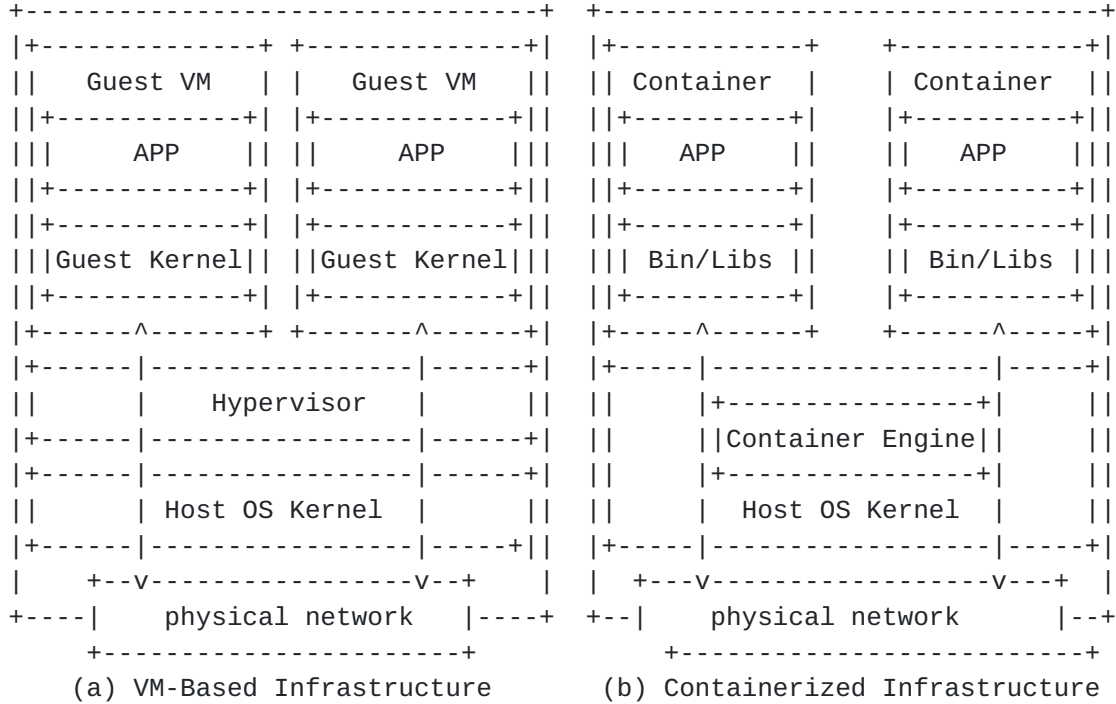


Figure 1: Comparison of NFV Infrastructures

In Figure 1, we describe two different NFV architectures: VM-based and Containerized. A major distinction between the containerized and the VM-based infrastructure is that with the former, all VNFs share same host resources including but not limited to computing, storage and networking resources, as well as the host Operating System(OS), kernel and libraries. The absence of the guest OS and the hypervisor, necessitates the following considerations that occur in the test environment:

- o When we consider hardware configurations for the containerized infrastructure, all components described in [\[RFC8172\]](#) can be part of the test setup. While capabilities of servers and storages should meet the minimum requirements for testing, it is possible to deploy a test environment with less capabilities than in the VM-based infrastructure.

- o About configuration parameters, the containerized infrastructure needs specified management system instead of a hypervisor(e.g. Linux Container, Docker Engine).

- o In the VM-based infrastructure, each VM manipulates packets in the kernel of the guest OS through its own CPU threads, virtualized and assigned by the hypervisor. On the other hand, C-VNFs use the host CPU without virtualization. Different CPU resource assignment methods may have different CPU utilization perspectives for the performance benchmarking.

- o From a Memory Management Unit(MMU) point of view, there are differences in how the paging process is conducted between two environments. The main difference lies in the isolated nature of the OS for VM-based VNFs. In the containerized infrastructure, memory paging which processes conversion between physical address and virtual address is affected by the host resource directly. Thus, memory usage of each C-VNFs is more dependent on the host resource capabilities than in VM-based VNFs.

3.2. Container Networking Classification

Container networking services are provided as network plugins. Basically, using them, network services are deployed by using isolation environment from container runtime through the host namespace, creating virtual interface, allocating interface and IP address to C-VNF. Since the containerized infrastructure has different network architecture depending on its using plugins, it is necessary to specify the plugin used in the infrastructure. There are two proposed models for configuring network interfaces for containers as follows;

- o CNM(Container Networking Model) proposed by Docker, using libnetwork which provides an interface between the Docker daemon and network drivers.

- o CNI(Container Network Interface) proposed by CoreOS, describing network configuration files in JSON format and plugins are instantiated as new namespaces. Kubernetes uses CNI for providing network service.

Regardless of both CNM and CNI, container network model can be classified into kernel space network model and user space network model according to the location of network service creation. In case of kernel-based network model, network interfaces are created in kernel space so that data packets should be processed in network stack of host kernel before transferring packets to the C-VNF running in user space. On the other hand, using user-based network model, data packets from physical network port are bypassed kernel processing and delivered directly to user space. Specific technologies for each network model and example of network architecture are written as follows:

o Kernel space network model: Docker Network[Docker-network], Flannel Network[Flannel], Calico[Calico], OVS(OpenvSwitch)[[OVS](#)], OVN(Open Virtual Network)[[OVN](#)], eBPF[eBPF]

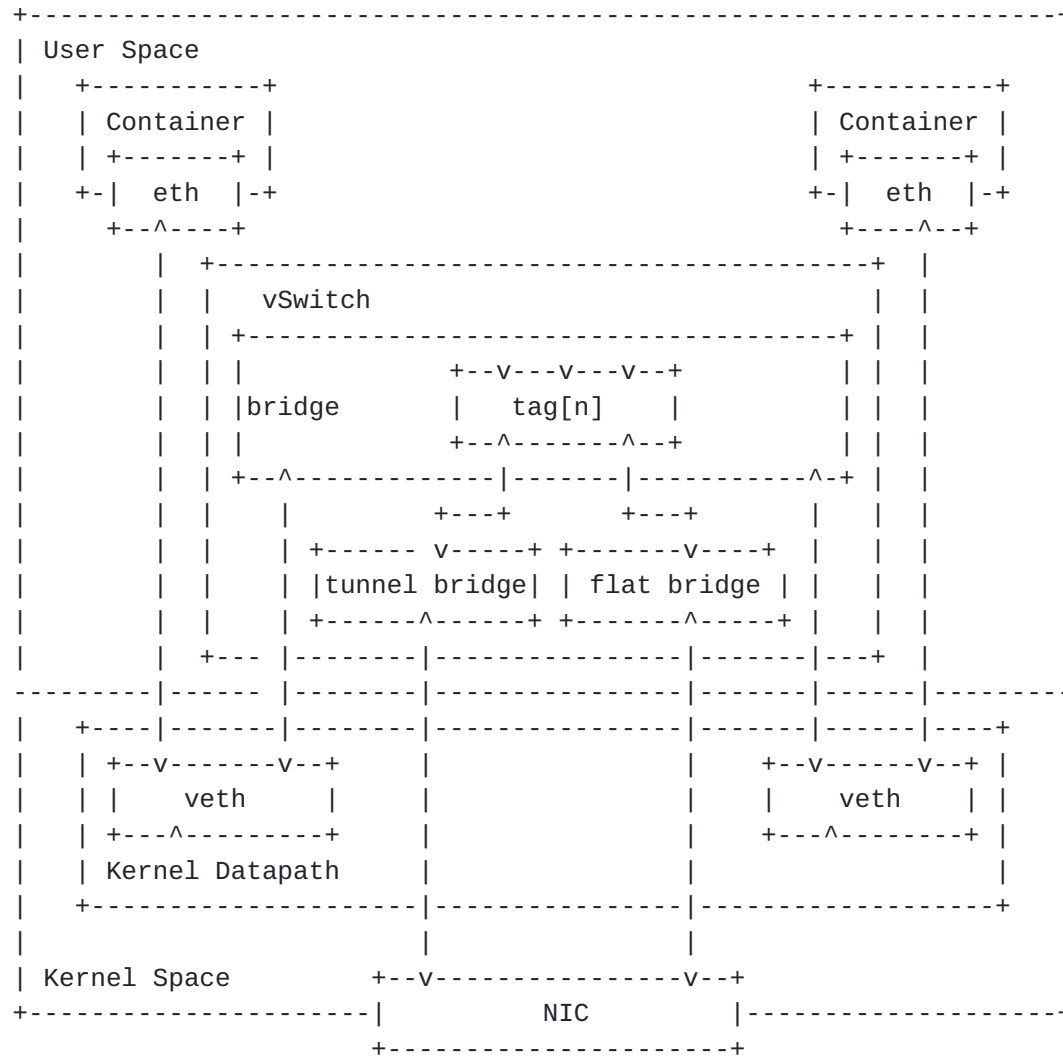


Figure 2: Examples of Kernel Space Network Model

o User space network model - Device pass-through model: SR-IOV[SR-IOV]

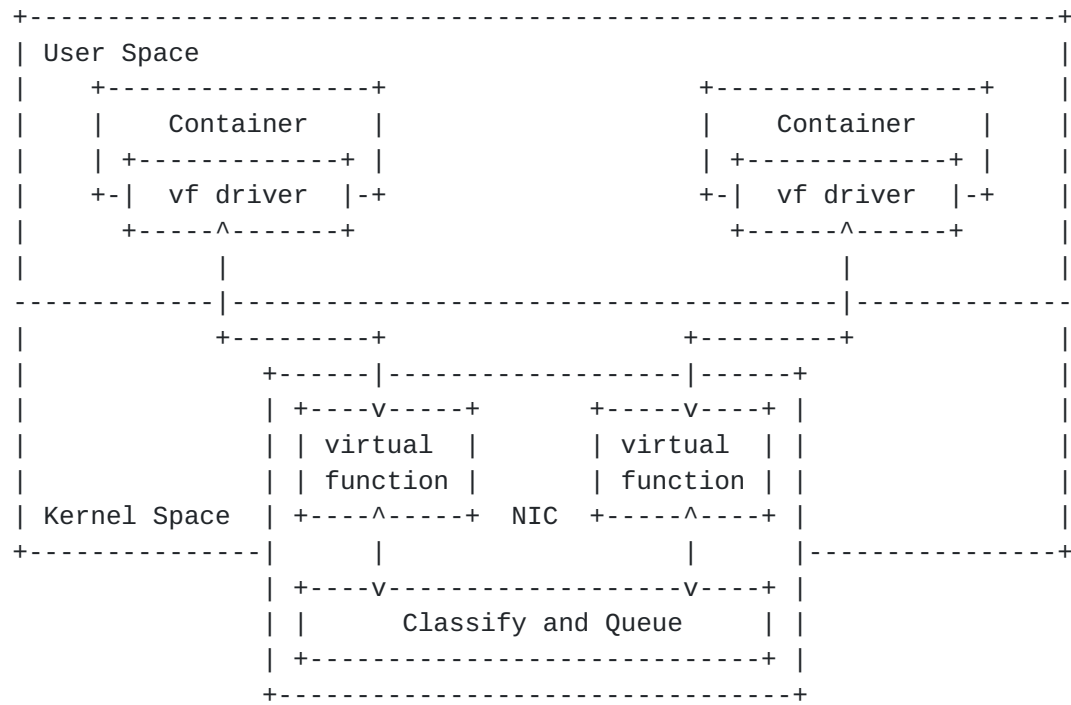


Figure 3: Examples of User Space Network Model - Device Pass-through

- vSwitch model: ovs-dpdk[ovs-dpdk], vpp[vpp], netmap[netmap]

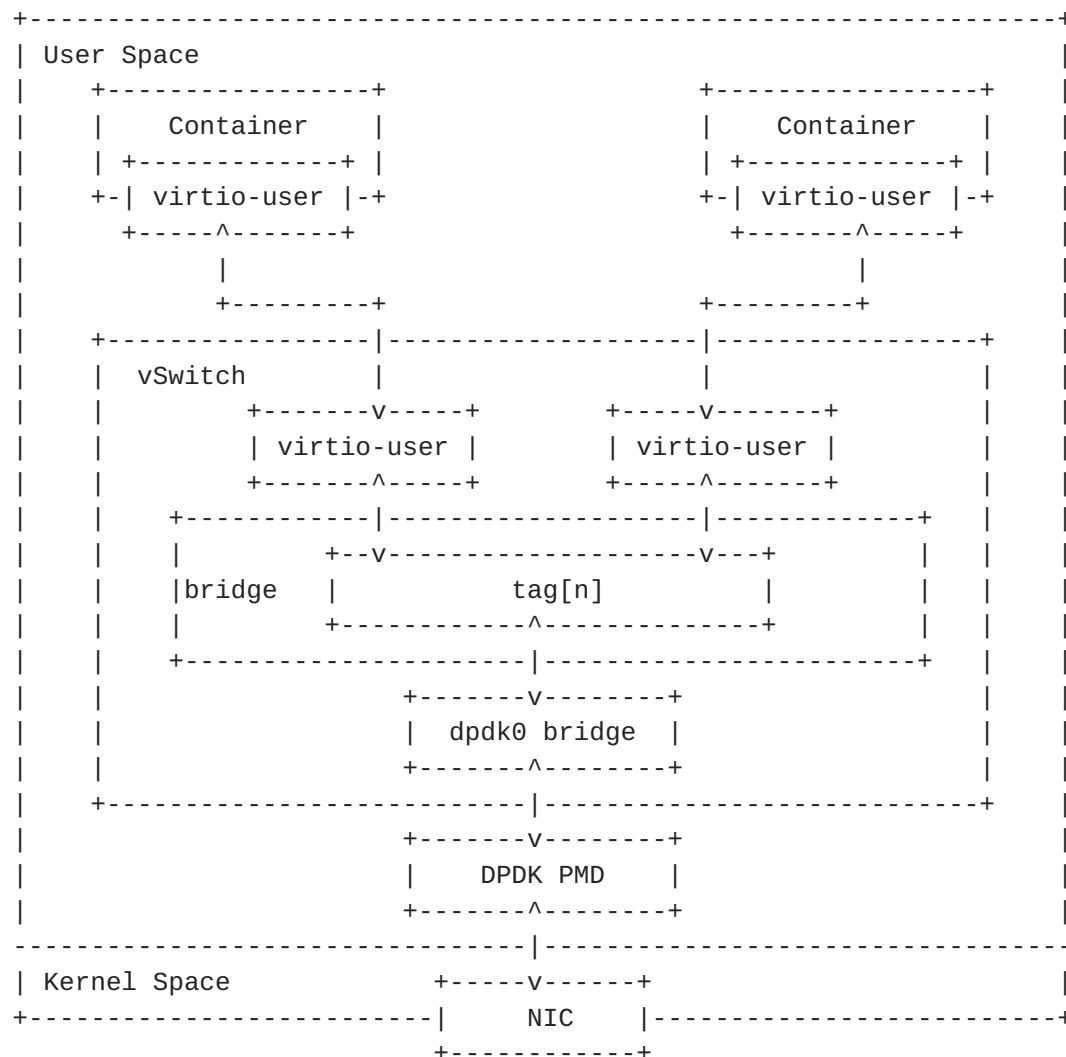


Figure 4: Examples of User Space Network Model - vSwitch Model using DPDK

3.3. Resource Considerations

In the containerized infrastructure, resource utilization and isolation may have different characteristics compared with the VM-based infrastructure. Some details are listed as follows:

- o Hugepage: When using Cent OS or RedHat OS in the VM-based infrastructure, Hugepage should be set to at least 1G byte. In the containerized infrastructure, container is isolated in the application level so that administrators can set Hugepage more granular level(e.g 2M, 4M, ...). In addition, since the increase of the Hugepage can affect the Translation Lookaside Buffer (TLB) miss, the value of the Hugepage should be taken into account in the performance measurement. Moreover, benchmarking results may vary

according to Hugepage set value of kernel space model and user space model in the containerized infrastructure so that Hugepage values should be considered when we configure test environment.

o NUMA: NUMA technology can be used both in the VM-based and containerized infrastructure. However, the containerized infrastructure provides more variable options than the VM-based infrastructure such as kernel memory, user memory, and CPU setting. Instantiation of C-VNFs is somewhat non-deterministic and apparently NUMA-Node agnostic, which is one way of saying that performance will likely vary whenever this instantiation is performed. So, when we use NUMA in the containerized infrastructure, repeated instantiation and testing to quantify the performance variation is required.

o RX/TX Multiple-Queue: RX/TX Multiple-Queue technology[Multique], which enables packet sending/receiving processing to scale with number of available vcpus of guest VM, may be used to enhance network performance in the VM-based infrastructure. However, RX/TX Multiple-Queue technology is not supported in the containerized infrastructure yet.

4. Benchmarking Scenarios for the Containerized Infrastructure

Figure 5 shows briefly differences of network architectures based on deployment models. Basically, on baremetal, C-VNFs can be deployed as a cluster called POD by Kubernetes, otherwise each C-VNF can be deployed separately using Docker. In former case, there is only one external network interface even a POD contains more than one C-VNF. An additional deployment model considers a scenario in which C-VNFs or PODs are running on VM. In our draft, we define new terminologies; BMP which is Pod on baremetal and VMP which is Pod on VM.

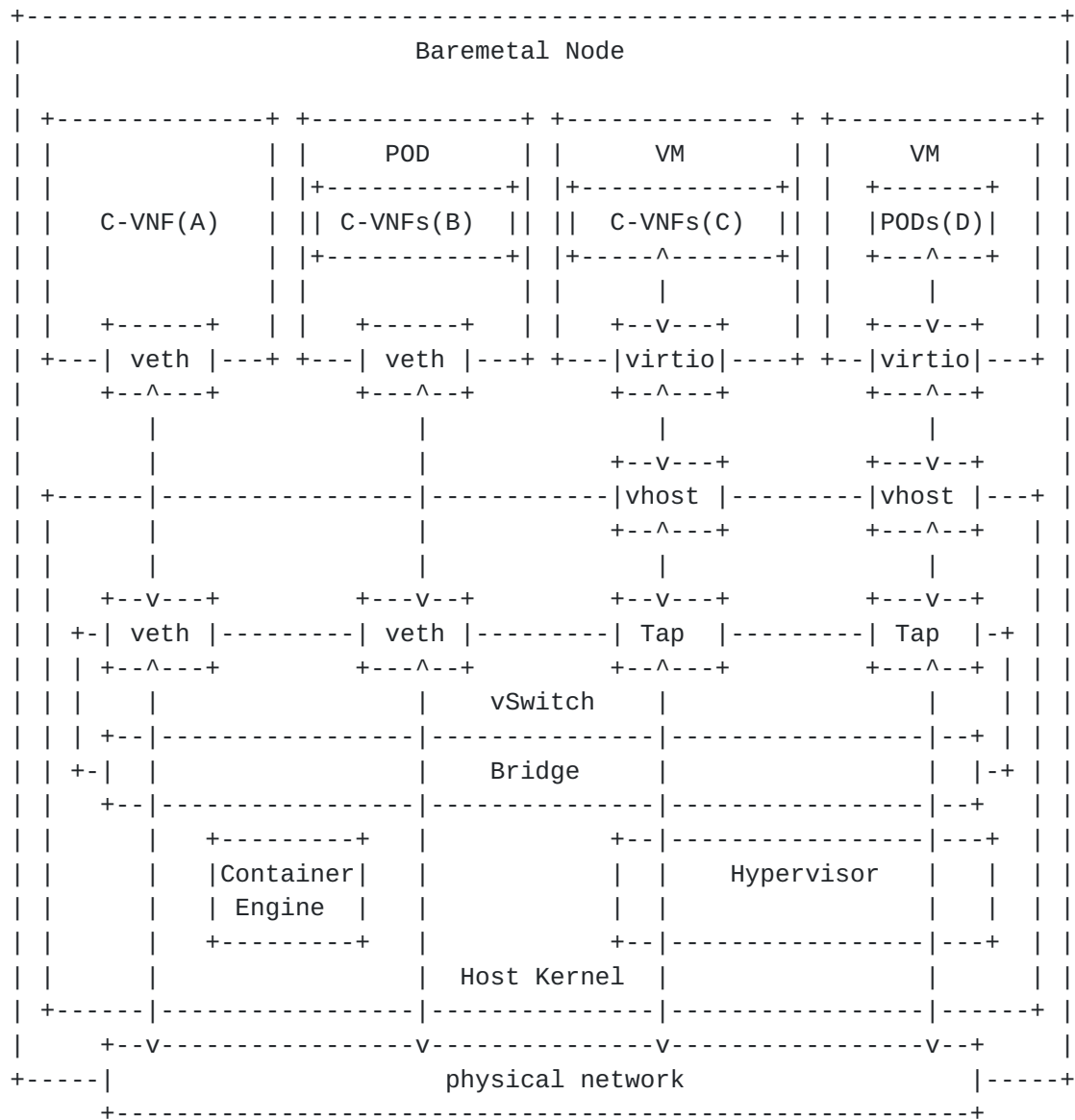


Figure 5: Examples of Networking Architecture based on Deployment Models - (A)C-VNF on Baremetal (B)Pod on Baremetal(BMP) (C)C-VNF on VM (D)Pod on VM(VMP)

In [ETSI-TST-009], they described data plane test scenarios in a single host. In that document, there are two scenarios for containerized infrastructure; Container2Container which is internal communication between two containers in the same Pod, and Pod2Pod model which is communication between two containers running in different Pods. According to our new terminologies, we can call Pod2Pod model as BMP2BMP scenario. When we consider container running on VM as an additional deployment option, there can be more single host test scenarios as follows;

o BMP2VMP scenario

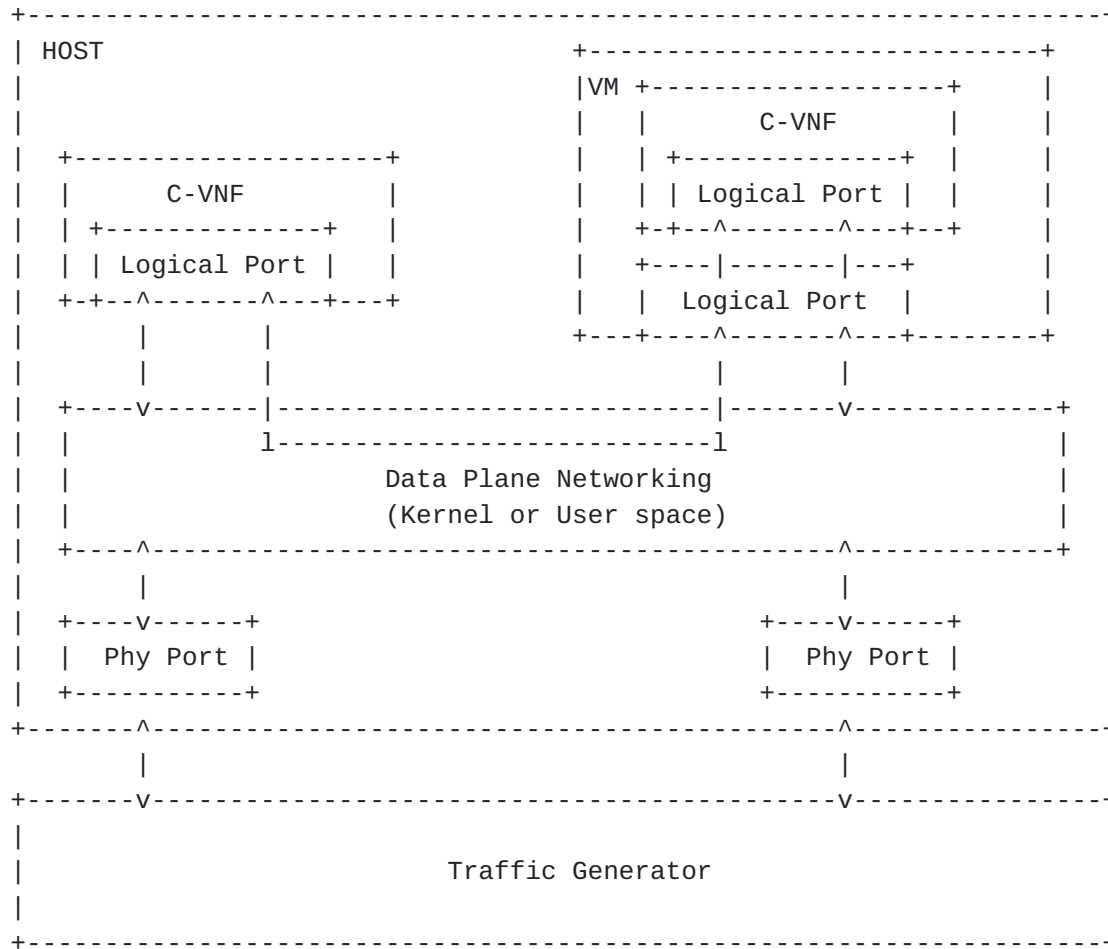


Figure 6: Single Host Test Scenario - BMP2VMP

o VMP2VMP scenario

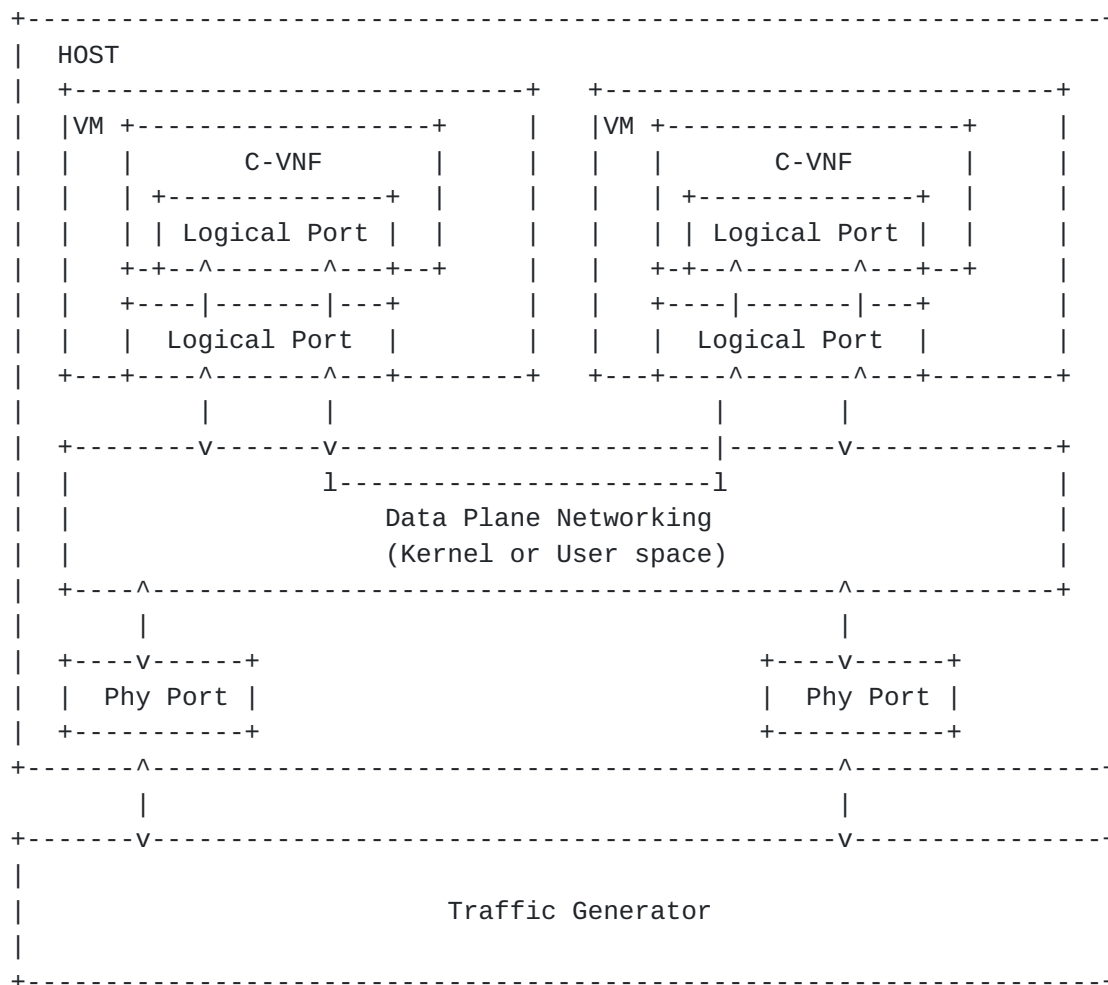


Figure 7: Single Host Test Scenario - VMP2VMP

5. Additional Considerations

When we consider benchmarking for not only containerized but also VM-based infrastructure and network functions, benchmarking scenarios may contain various operational use cases. Traditional black-box benchmarking is focused to measure in-out performance of packet from physical network ports, since hardware is tightly coupled with its function and only single function is running on its dedicated hardware. However, in the NFV environment, the physical network port commonly will be connected to multiple VNFs(i.e. Multiple PVP test setup architecture was described in [ETSI-TST-009]) rather than dedicated to a single VNF. Therefore, benchmarking scenarios should reflect operational considerations such as number of VNFs or network services defined by a set of VNFs in a single host. [service-density], which proposed a way for measuring performance of multiple NFV service instances at a varied service density on a

single host, is one example of these operational benchmarking aspects.

6. Security Considerations

TBD

7. Acknowledgement

We would like to thanks people Al, Maciek and Luis who reviewed and gave comments of previous draft.

8. Informative References

- [Calico] "Project Calico", July 2019,
<<https://docs.projectcalico.org/>>.
- [Docker-network] "Docker, Libnetwork design", July 2019,
<<https://github.com/docker/libnetwork/>>.
- [eBPF] "eBPF, extended Berkeley Packet Filter", July 2019,
<<https://www.iovisor.org/technology/ebpf>>.
- [ETSI-TST-009] "Network Functions Virtualisation (NFV) Release 3;
Testing; Specification of Networking Benchmarks and
Measurement Methods for NFVI", October 2018.
- [Flannel] "flannel 0.10.0 Documentation", July 2019,
<<https://coreos.com/flannel/>>.
- [Multique] "Multiqueue virtio-net", July 2019,
<<https://www.linux-kvm.org/page/Multiqueue>>.
- [netmap] "Netmap: a framework for fast packet I/O", July 2019,
<<https://github.com/luigirizzo/netmap>>.
- [OVN] "How to use Open Virtual Networking with Kubernetes", July
2019, <<https://github.com/ovn-org/ovn-kubernetes>>.
- [OVS] "Open Virtual Switch", July 2019,
<<https://www.openvswitch.org/>>.

[ovs-dpdk]

"Open vSwitch with DPDK", July 2019,
<<http://docs.openvswitch.org/en/latest/intro/install/dpdk/>>.

[RFC2119] Bradner, S., "Key words for use in RFCs to Indicate Requirement Levels", [RFC 2119](#), March 1997.

[RFC8172] Morton, A., "Considerations for Benchmarking Virtual Network Functions and Their Infrastructure", [RFC 8172](#), July 2017.

[RFC8204] Tahhan, M., O'Mahony, B., and A. Morton, "Benchmarking Virtual Switches in the Open Platform for NFV (OPNFV)", [RFC 8204](#), September 2017.

[service-density]

Konstantynowicz, M. and P. Mikus, "NFV Service Density Benchmarking", March 2019, <<https://tools.ietf.org/html/draft-mkonstan-nf-service-density-00>>.

[SR-IOV] "SRIOV for Container-networking", July 2019,
<<https://github.com/intel/sriov-cni>>.

[vpp] "VPP with Containers", July 2019, <<https://fdio-vpp.readthedocs.io/en/latest/usecases/containers.html>>.

Authors' Addresses

Kyoungjae Sun
School of Electronic Engineering
Soongsil University
369, Sangdo-ro, Dongjak-gu
Seoul, Seoul 06978
Republic of Korea

Phone: +82 10 3643 5627
EMail: gomjae@dcn.ssu.ac.kr

Hyunsik Yang
School of Electronic Engineering
Soongsil University
369, Sangdo-ro, Dongjak-gu
Seoul, Seoul 06978
Republic of Korea

Phone: +82 10 9005 7439
EMail: yangun@dcn.ssu.ac.kr

Youngki Park
School of Electronic Engineering
Soongsil University
369, Sangdo-ro, Dongjak-gu
Seoul, Seoul 06978
Republic of Korea

Phone: +82 10 4281 0720
EMail: ykpark@dcn.ssu.ac.kr

Younghan Kim
School of Electronic Engineering
Soongsil University
369, Sangdo-ro, Dongjak-gu
Seoul, Seoul 06978
Republic of Korea

Phone: +82 10 2691 0904
EMail: younghak@ssu.ac.kr

Wangbong Lee
ETRI
ETRI
161, Gajeong-ro, Yoosung-gu
Dajeon, Dajeon 34129
Republic of Korea

Phone: +82 10 5336 2323
EMail: leewb@etri.re.kr

