

PCE Working Group
Internet-Draft
Intended status: Standards Track
Expires: 11 January 2023

Z. Li
S. Peng
X. Geng
Huawei Technologies
M. Negi
RtBrick Inc
10 July 2022

Path Computation Element Communication Protocol (PCEP) Extensions for
Using the PCE as a Central Controller (PCECC) for Segment Routing over
IPv6 (SRv6) Segment Identifier (SID) Allocation and Distribution.

[draft-dhody-pce-pcep-extension-pce-controller-srv6-09](#)

Abstract

The Path Computation Element (PCE) is a core component of Software-Defined Networking (SDN) systems.

A PCE-based Central Controller (PCECC) can simplify the processing of a distributed control plane by blending it with elements of SDN and without necessarily completely replacing it. This document specifies the procedures and Path Computation Element Communication Protocol (PCEP) extensions when a PCE-based controller is also responsible for configuring the forwarding actions on the routers, in addition to computing the paths for packet flows in the for Segment Routing (SR) in IPv6 (SRv6) network and telling the edge routers what instructions to attach to packets as they enter the network. PCECC is further enhanced for SRv6 SID (Segment Identifier) allocation and distribution.

Status of This Memo

This Internet-Draft is submitted in full conformance with the provisions of [BCP 78](#) and [BCP 79](#).

Internet-Drafts are working documents of the Internet Engineering Task Force (IETF). Note that other groups may also distribute working documents as Internet-Drafts. The list of current Internet-Drafts is at <https://datatracker.ietf.org/drafts/current/>.

Internet-Drafts are draft documents valid for a maximum of six months and may be updated, replaced, or obsoleted by other documents at any time. It is inappropriate to use Internet-Drafts as reference material or to cite them other than as "work in progress."

This Internet-Draft will expire on 11 January 2023.

Internet-Draft

PCECC-SRv6

July 2022

Copyright Notice

Copyright (c) 2022 IETF Trust and the persons identified as the document authors. All rights reserved.

This document is subject to [BCP 78](#) and the IETF Trust's Legal Provisions Relating to IETF Documents (<https://trustee.ietf.org/license-info>) in effect on the date of publication of this document. Please review these documents carefully, as they describe your rights and restrictions with respect to this document. Code Components extracted from this document must include Revised BSD License text as described in Section 4.e of the [Trust Legal Provisions](#) and are provided without warranty as described in the Revised BSD License.

Table of Contents

1.	Introduction	3
2.	Terminology	5
2.1.	Requirements Language	5
3.	PCECC SRv6	5
4.	PCEP Requirements	6
5.	Procedures for Using the PCE as a Central Controller (PCECC) in SRv6	6
5.1.	Stateful PCE Model	6
5.2.	New Functions	6
5.3.	PCECC Capability Advertisement	7
5.4.	PCEP session IP address and TED Router ID	7
5.5.	SRv6 Path Operations	8
5.5.1.	PCECC Segment Routing in IPv6 (SRv6)	8
5.5.1.1.	PCECC SRv6 Node/Prefix SID allocation	8
5.5.1.2.	PCECC SRv6 Adjacency SID allocation	9
5.5.1.3.	Redundant PCEs	9
5.5.1.4.	Re-Delegation and Cleanup	9
5.5.1.5.	Synchronization of SRv6 SID Allocations	9
5.5.1.6.	Binding SID	10
5.5.1.7.	Anycast SID	10
6.	PCEP Messages	10
7.	PCEP Objects	10
7.1.	OPEN Object	10
7.1.1.	PCECC Capability sub-TLV	10
7.2.	SRv6 Path Setup	11
7.3.	CCI Object	11
7.4.	FEC Object	12

8.	Security Considerations	12
9.	Manageability Considerations	13
9.1.	Control of Function and Policy	13
9.2.	Information and Data Models	13
9.3.	Liveness Detection and Monitoring	13

9.4.	Verify Correct Operations	13
9.5.	Requirements On Other Protocols	13
9.6.	Impact On Network Operations	13
10.	IANA Considerations	14
10.1.	PCECC-CAPABILITY sub-TLV	14
10.2.	PCEP Object	14
10.3.	PCEP-Error Object	14
11.	References	15
11.1.	Normative References	15
11.2.	Informative References	16
Appendix A.	Contributor Addresses	19
	Authors' Addresses	19

[1.](#) Introduction

The Path Computation Element (PCE) [[RFC4655](#)] was developed to offload the path computation function from routers in an MPLS traffic-engineered (TE) network. It can compute optimal paths for traffic across a network and can also update the paths to reflect changes in the network or traffic demands. Since then, the role and function of the PCE have grown to cover a number of other uses (such as GMPLS [[RFC7025](#)]) and to allow delegated control [[RFC8231](#)] and PCE-initiated use of network resources [[RFC8281](#)].

According to [[RFC7399](#)], Software-Defined Networking (SDN) refers to a separation between the control elements and the forwarding components so that software running in a centralized system, called a controller, can act to program the devices in the network to behave in specific ways. A required element in an SDN architecture is a component that plans how the network resources will be used and how the devices will be programmed. It is possible to view this component as performing specific computations to place traffic flows within the network given knowledge of the availability of network resources, how other forwarding devices are programmed, and the way that other flows are routed. This is the function and purpose of a PCE, and the way that a PCE integrates into a wider network control

system (including an SDN system) is presented in [[RFC7491](#)].

In early PCE implementations, where the PCE was used to derive paths for MPLS Label Switched Paths (LSPs), paths were requested by network elements (known as Path Computation Clients (PCCs)), and the results of the path computations were supplied to network elements using the Path Computation Element Communication Protocol (PCEP) [[RFC5440](#)]. This protocol was later extended to allow a PCE to send unsolicited requests to the network for LSP establishment [[RFC8281](#)].

[RFC8283] introduces the architecture for PCE as a central controller as an extension of the architecture described in [[RFC4655](#)] and assumes the continued use of PCEP as the protocol used between PCE and PCC. [[RFC8283](#)] further examines the motivations and applicability for PCEP as a Southbound Interface (SBI), and introduces the implications for the protocol. [[I-D.ietf-teas-pcecc-use-cases](#)] describes the use cases for the PCECC architecture.

[RFC9050] specify the procedures and PCEP extensions for using the PCE as the central controller for static LSPs, where LSPs can be provisioned as explicit label instructions at each hop on the end-to-end path.

Segment Routing (SR) technology leverages the source routing and tunneling paradigms. A source node can choose a path without relying on hop-by-hop signaling protocols such as LDP or RSVP-TE. Each path is specified as a set of "segments" advertised by link-state routing protocols (IS-IS or OSPF). [[RFC8402](#)] provides an introduction to SR architecture. The corresponding IS-IS and OSPF extensions are specified in [[RFC8667](#)] and [[RFC8665](#)], respectively. It relies on a series of forwarding instructions being placed in the header of a packet. The list of segments forming the path is called the Segment List and is encoded in the packet header. Segment Routing can be applied to the IPv6 architecture with the Segment Routing Header (SRH) [[RFC8754](#)]. A segment is encoded as an IPv6 address. An ordered list of segments is encoded as an ordered list of IPv6 addresses in the routing header. The active segment is indicated by the Destination Address of the packet. Upon completion of a segment,

a pointer in the new routing header is incremented and indicates the next segment. The segment routing architecture supports operations that can be used to steer packet flows in a network, thus providing a form of traffic engineering. [RFC8664] and [I-D.ietf-pce-segment-routing-ipv6] specify the SR specific PCEP extensions.

PCECC may further use PCEP for SR SID (Segment Identifier) allocation and distribution to all the SR nodes with some benefits. The SR nodes continue to rely on IGP for distributed computation (next hop selection, protection etc) where PCE (and PCEP) does only the allocation and distribution of SRv6 SIDs in the network. Note that the topology at PCE is still learned via existing mechanisms.

[I-D.ietf-pce-pcep-extension-pce-controller-sr] specifies the procedures and PCEP extensions when a PCE-based controller is also responsible for configuring the forwarding actions on the routers (SR-MPLS SID distribution), in addition to computing the paths for packet flows in a segment routing network and telling the edge

routers what instructions to attach to packets as they enter the network. This document extends this to include SRv6 SID distribution as well.

[2.](#) Terminology

Terminologies used in this document is the same as described in the document [RFC8283] and [I-D.ietf-pce-segment-routing-ipv6].

[2.1.](#) Requirements Language

The key words "MUST", "MUST NOT", "REQUIRED", "SHALL", "SHALL NOT", "SHOULD", "SHOULD NOT", "RECOMMENDED", "NOT RECOMMENDED", "MAY", and "OPTIONAL" in this document are to be interpreted as described in [BCP 14](#) [RFC2119] [RFC8174] when, and only when, they appear in all capitals, as shown here.

[3.](#) PCECC SRv6

[RFC8664] specifies extensions to PCEP that allow a stateful PCE to compute, update, or initiate SR-TE paths for MPLS dataplane. An ingress node of an SR-TE path appends all outgoing packets with a

list of MPLS labels (SIDs). This is encoded in SR-ERO subobject, capable of carrying a label (SID) as well as the identity of the node/adjacency label (SID). [\[I-D.ietf-pce-segment-routing-ipv6\]](#) extends the procedure to include support for SRv6 paths.

As per [\[RFC8754\]](#), an SRv6 Segment is a 128-bit value. "SRv6 SID" or simply "SID" are often used as a shorter reference for "SRv6 Segment". Further details are in an illustration provided in [\[RFC8986\]](#). The SR is applied to IPV6 data plane using SRH. An SR path can be derived from an IGP Shortest Path Tree (SPT), but SR-TE paths may not follow IGP SPT. Such paths may be chosen by a suitable network planning tool, or a PCE and provisioned on the ingress node. [\[I-D.ietf-pce-segment-routing-ipv6\]](#) specify the SRv6-ERO subobject capable of carrying an SRv6 SID as well as the identity of the node/adjacency represented by the SID.

[\[RFC8283\]](#) examines the motivations and applicability for PCECC and use of PCEP as an SBI. [Section 3.1.5. of \[RFC8283\]](#) highlights the use of PCECC for configuring the forwarding actions on the routers and assume responsibility for managing the identifier space. It simplifies the processing of a distributed control plane by blending it with elements of SDN and without necessarily completely replacing it. This allows the operator to introduce the advantages of SDN (such as programmability) into the network. Further [Section 3.3. of \[I-D.ietf-teas-pcecc-use-cases\]](#) describes some of the scenarios where the PCECC technique could be useful. [Section 4 of \[RFC8283\]](#) also

describe the implications on the protocol when used as an SDN SBI. The operator needs to evaluate the advantages offered by PCECC against the operational and scalability needs of the PCECC.

As per [\[RFC8283\]](#), PCECC can allocate and provision the node/prefix/adjacency label (SID) via PCEP. As per [\[I-D.ietf-teas-pcecc-use-cases\]](#) this is also applicable to SRv6 SIDs.

The rest of the processing is similar to existing stateful PCE for SRv6 [\[I-D.ietf-pce-segment-routing-ipv6\]](#).

[4.](#) PCEP Requirements

Following key requirements for PCECC-SRv6 should be considered when designing the PCECC-based solution:

- * A PCEP speaker supporting this document needs to have the capability to advertise its PCECC-SRv6 capability to its peers.
- * PCEP procedures need to allow for PCC-based SRv6 SID allocations.
- * PCEP procedures need to provide a means to update (or clean up) the SRv6 SID to the PCC.
- * PCEP procedures need to provide a means to synchronize the SRv6 SID allocations between the PCE to the PCC in the PCEP messages.

[5.](#) Procedures for Using the PCE as a Central Controller (PCECC) in SRv6

[5.1.](#) Stateful PCE Model

Active stateful PCE is described in [[RFC8231](#)]. A PCE as a Central Controller (PCECC) reuses the existing active stateful PCE mechanism as much as possible to control the LSPs.

[5.2.](#) New Functions

This document uses the same PCEP messages and its extensions which are described in [[RFC9050](#)] and [[I-D.ietf-pce-pcep-extension-pce-controller-sr](#)] for PCECC-SRv6 as well.

The PCEP messages PCRpt, PCInitiate, PCUpd are used to send LSP Reports, LSP setup, and LSP update respectively. The extended PCInitiate message described in [[RFC9050](#)] is used to download or clean up CCIs (a new CCI Object-Type=TBD3 for SRv6 SID). The extended PCRpt message described in [[RFC9050](#)] is also used to report the CCIs (SRv6 SIDs) from PCC to PCE.

[RFC9050] specify an object called CCI for the encoding of the central controller's instructions.

[[I-D.ietf-pce-pcep-extension-pce-controller-sr](#)] defined a CCI object-type for SR-MPLS. This document further defines a new CCI object-type=TBD3 for SRv6.

[5.3.](#) PCECC Capability Advertisement

During the PCEP initialization phase, PCEP speakers (PCE or PCC) advertise their support of and willingness to use PCEP extensions for the PCECC. A PCEP speaker includes the PCECC-CAPABILITY sub-TLV in the PATH-SETUP-TYPE-CAPABILITY TLV as per [\[RFC9050\]](#).

A new S bit is added in the PCECC-CAPABILITY sub-TLV to indicate support for PCECC-SR-MPLS in [\[I-D.ietf-pce-pcep-extension-pce-controller-sr\]](#). This document adds another I bit to indicate support for SR in IPv6. A PCC MUST set the I bit in the PCECC-CAPABILITY sub-TLV and include the SRv6-PCE-CAPABILITY sub-TLV ([\[I-D.ietf-pce-segment-routing-ipv6\]](#)) in the OPEN object (inside the PATH-SETUP-TYPE-CAPABILITY TLV) to support the PCECC SRv6 extensions defined in this document.

If the I bit is set in PCECC-CAPABILITY sub-TLV and the SRv6-PCE-CAPABILITY sub-TLV is not advertised, or is advertised without the I bit set, in the OPEN object, the receiver MUST:

- * send a PCErr message with Error-Type=19 (Invalid Operation) and Error-value=TBD4 (SRv6 capability was not advertised) and
- * terminate the session.

The rest of the processing is as per [\[RFC9050\]](#) and [\[I-D.ietf-pce-pcep-extension-pce-controller-sr\]](#).

[5.4.](#) PCEP session IP address and TED Router ID

As described in [\[I-D.ietf-pce-pcep-extension-pce-controller-sr\]](#), it is important to link the session IP address with the Router ID in TED for successful PCECC-SRv6 operations. Note that the session IP needs be different from the IPv6 address for the SID to avoid any impact on the PCEP session when the SRv6 SID is allocated.

[5.5.](#) SRv6 Path Operations

[RFC8664] specify the PCEP extension to allow a stateful PCE to compute and initiate SR-TE paths, as well as a PCC to request a path subject to certain constraint(s) and optimization criteria in SR networks. [[I-D.ietf-pce-segment-routing-ipv6](#)] extends it to support SRv6.

The Path Setup Type for SRv6 (PST=3 (early allocated by IANA)) is used on the PCEP session with the Ingress as per [[I-D.ietf-pce-segment-routing-ipv6](#)].

[5.5.1](#). PCECC Segment Routing in IPv6 (SRv6)

Segment Routing (SR) as described in [[RFC8402](#)] depends on "segments" that are advertised by Interior Gateway Protocols (IGPs). The SR-node allocates and advertises the SID (node, adj, etc) and floods them via the IGP. This document proposes a new mechanism where PCE allocates the SRv6 SID centrally and uses PCEP to distribute them to all nodes. In some deployments, PCE (and PCEP) are better suited than IGP because of the centralized nature of PCE and direct TCP based PCEP sessions to the node. Note that only the SRv6 SID allocation and distribution is done by the PCEP, all other SRv6 operations (nexthop selection, protection, etc) are still done by the node (and the IGPs).

[5.5.1.1](#). PCECC SRv6 Node/Prefix SID allocation

Each node (PCC) is allocated a node SRv6 SID by the PCECC. The PCECC sends the PCInitiate message to update the SRv6 SID table of each node. The TE router ID is determined from the TED or from "IPv4/IPv6 Router-ID" sub-TLV [[I-D.dhodylee-pce-pcep-ls](#)], in the OPEN Object.

On receiving the SRv6 node SID allocation, each node (PCC) uses the local routing information to determine the next-hop and download the forwarding instructions accordingly. The PCInitiate message uses the FEC object [[I-D.ietf-pce-pcep-extension-pce-controller-sr](#)].

On receiving the SRv6 node SID allocation:

For the local SID, the node (PCC) needs to update SID with associated function (END function in this case) in "My Local SID Table" ([[RFC8986](#)]).

For the non-local SID, the node (PCC) uses the local routing information to determine the next-hop and download the forwarding instructions accordingly.

The forwarding behavior and the end result is similar to IGP based "Node-SID" in SRv6. Thus, from anywhere in the domain, it enforces the ECMP-aware shortest-path forwarding of the packet towards the related node as per [\[RFC8402\]](#).

PCE relies on the Node/Prefix SRv6 SID clean up using the same PCInitiate message as per [\[RFC8281\]](#).

[5.5.1.2](#). PCECC SRv6 Adjacency SID allocation

For PCECC-SRv6, apart from node-SID, Adj-SID is used where each adjacency is allocated an Adj-SID by the PCECC. The PCECC sends PCInitiate message to update the SRv6 SID entry for each adjacency to all nodes in the domain. Each node (PCC) download the SRv6 SID instructions accordingly. Similar to SRv6 Node/Prefix Label allocation, the PCInitiate message in this case uses the FEC object.

The forwarding behavior and the end result is similar to IGP based "Adj-SID" in SRv6 as per [\[RFC8402\]](#).

The handling of adjacencies on the LAN subnetworks is specified in [\[RFC8402\]](#). PCECC MUST assign Adj-SID for every pair of routers in the LAN. The rest of the protocol mechanism remains the same.

PCE relies on the Adj label clean up using the same PCInitiate message as per [\[RFC8281\]](#).

[5.5.1.3](#). Redundant PCEs

[I-D.ietf-pce-state-sync] describes the synchronization mechanism between the stateful PCEs. The SRv6 SIDs allocated by a PCE MUST also be synchronized among PCEs for PCECC-SRv6 state synchronization. Note that the SRv6 SIDs are independent of the SRv6 paths, and remains intact till any topology change. The redundant PCEs MUST have a common view of all SRv6 SIDs allocated in the domain.

[5.5.1.4](#). Re-Delegation and Cleanup

[RFC9050] describes the action needed for CCIs for the static LSPs on a terminated session. Same holds true for the CCI for SRv6 SID as well.

[5.5.1.5](#). Synchronization of SRv6 SID Allocations

[RFC9050] describes the synchronization of CCIs via the LSP state synchronization as described in [\[RFC8231\]](#) and [\[RFC8232\]](#). Same

procedures are applied for the SRv6 SID CCIIs.

Internet-Draft

PCECC-SRv6

July 2022

5.5.1.6. Binding SID

Another SID called binding SID is described in [\[I-D.ietf-pce-binding-label-sid\]](#), the PCECC mechanism can also be used to allocate the binding SID for SRv6.

A procedure for binding label/SID allocation is described in [I-D.ietf-pce-binding-label-sid] and is applicable for all path setup types (including SRv6 paths).

5.5.1.7. Anycast SID

As per [RFC8402], an anycast segment or Anycast-SID enforces the ECMP-aware shortest-path forwarding towards the closest node of the anycast set. Note that the SRv6 anycast prefix segments can also be allocated and distributed in the same way as described in Section 5.5.1.1.

6. PCEP Messages

The PCEP messages are as per [\[I-D.ietf-pce-pcep-extension-pce-controller-sr\]](#).

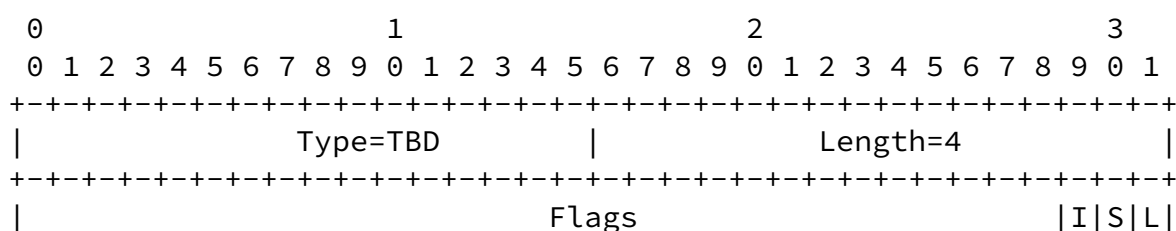
7. PCEP Objects

7.1. OPEN Object

7.1.1.1. PCECC Capability sub-TLV

[RFC9050] defined the PCECC-CAPABILITY sub-TLV.

A new I-bit is defined in PCECC-CAPABILITY sub-TLV for PCECC-SRv6:



+++++

[Editor's Note - The above figure is included for ease of the reader but should be removed before publication.]

Li, et al.

Expires 11 January 2023

[Page 10]

Internet-Draft

PCECC-SRv6

July 2022

I (PCECC-SRv6-CAPABILITY - 1 bit - TBD1): If set to 1 by a PCEP speaker, it indicates that the PCEP speaker is capable of PCECC-SRv6 capability and the PCE allocates the Node and Adj SRv6 SID on this session.

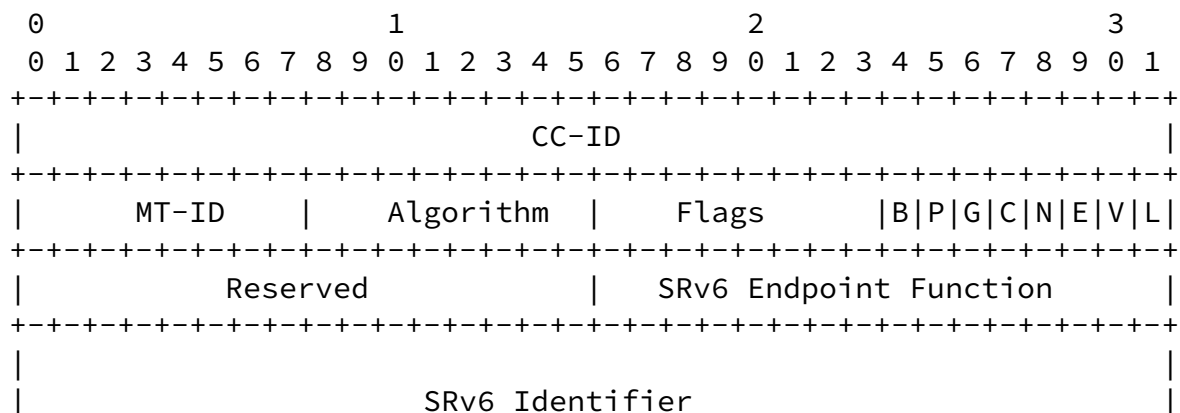
7.2. SRv6 Path Setup

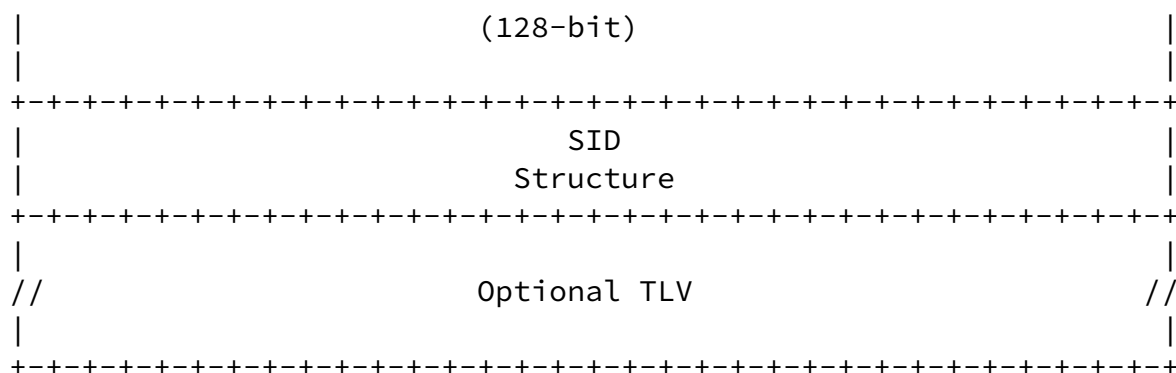
The PATH-SETUP-TYPE TLV is defined in [RFC8408]. A PST value of TBD is used when Path is setup via SRv6 mode as per [I-D.ietf-pce-segment-routing-ipv6]. The procedure for SRv6 path setup as specified in [I-D.ietf-pce-segment-routing-ipv6] remains unchanged.

7.3. CCI Object

The Central Control Instructions (CCI) Object is used by the PCE to specify the controller instructions is defined in [RFC9050]. This document defines another object-type for SRv6 purpose.

CCI Object-Type is TBD3 for SRv6 as below -





The field CC-ID is as described in [[RFC9050](#)]. The field MT-ID, Algorithm, Flags are defined in [[I-D.ietf-pce-pcep-extension-pce-controller-sr](#)].

Reserved: MUST be set to 0 while sending and ignored on receipt.

SRv6 Endpoint Function: 16-bit field representing supported functions associated with SRv6 SIDs.

SRv6 Identifier: 128-bit IPv6 addresses representing SRv6 segment.

SID Structure: 64-bit field formatted as per "SID Structure" in [[I-D.ietf-pce-segment-routing-ipv6](#)]. The sum of all four sizes in the SID Structure must be lower or equal to 128 bits. If the sum of all four sizes advertised in the SID Structure is larger than 128 bits, the corresponding SRv6 SID MUST be considered invalid and a PCErr message with Error-Type = 10 ("Reception of an invalid object") and Error-Value = TBD ("Invalid SRv6 SID Structure") is returned.

[7.4.](#) FEC Object

The FEC Object is used to specify the FEC information and MAY be carried within PCInitiate or PCRpt message.

FEC Object (and various Object-Types) are described in [[I-D.ietf-pce-pcep-extension-pce-controller-sr](#)]. SRv6 Node SID MUST include the FEC Object-Type 2 for IPv6 Node. SRv6 Adjacency SID MUST include the FEC Object-Type=4 or 6 for IPv6 adjacency. Further FEC object types could be added in future extensions.

8. Security Considerations

As per [RFC8283], the security considerations for a PCE-based controller are a little different from those for any other PCE system. That is, the operation relies heavily on the use and security of PCEP, so consideration should be given to the security features discussed in [RFC5440] and the additional mechanisms described in [RFC8253]. It further lists the vulnerability of a central controller architecture, such as a central point of failure, denial of service, and a focus for interception and modification of messages sent to individual Network Elements (NEs).

The PCECC extension builds on the existing PCEP messages; thus, the security considerations described in [RFC5440], [RFC8231], [RFC8281], [RFC9050], and [I-D.ietf-pce-pcep-extension-pce-controller-sr] continue to apply.

As per [RFC8231], it is RECOMMENDED that these PCEP extensions only be activated on mutually-authenticated and encrypted sessions across PCEs and PCCs belonging to the same administrative authority, using Transport Layer Security (TLS) [RFC8253] as per the recommendations and best current practices in [RFC7525] (unless explicitly set aside in [RFC8253]).

9. Manageability Considerations

9.1. Control of Function and Policy

A PCE or PCC implementation SHOULD allow to configure to enable/disable PCECC SRv6 capability as a global configuration. The implementation SHOULD also allow setting the local IP address used by the PCEP session.

9.2. Information and Data Models

[RFC7420] describes the PCEP MIB, this MIB can be extended to get the PCECC SRv6 capability status.

The PCEP YANG module [[I-D.ietf-pce-pcep-yang](#)] could be extended to enable/disable PCECC SRv6 capability.

[9.3.](#) Liveness Detection and Monitoring

Mechanisms defined in this document do not imply any new liveness detection and monitoring requirements in addition to those already listed in [[RFC5440](#)].

[9.4.](#) Verify Correct Operations

Mechanisms defined in this document do not imply any new operation verification requirements in addition to those already listed in [[RFC5440](#)] and [[RFC8231](#)].

[9.5.](#) Requirements On Other Protocols

PCEP extensions defined in this document do not put new requirements on other protocols.

[9.6.](#) Impact On Network Operations

PCEP implementation SHOULD allow a limit to be placed on the rate of PCInitiate/PCUpd messages (as per [[RFC8231](#)]) sent by PCE and processed by PCC. It SHOULD also allow sending a notification when a rate threshold is reached.

[10.](#) IANA Considerations

[10.1.](#) PCECC-CAPABILITY sub-TLV

[RFC9050] defines the PCECC-CAPABILITY sub-TLV and requests that IANA creates a registry to manage the value of the PCECC-CAPABILITY sub-TLV's Flag field. IANA is requested to allocate a new bit in the PCECC-CAPABILITY sub-TLV Flag Field registry, as follows:

+=====+			
Bit	Description	Reference	

TBD1	SRv6	This document
------	------	---------------

Table 1

10.2. PCEP Object

IANA is requested to allocate a new code-point for the new CCI object-type in "PCEP Objects" sub-registry as follows:

Object-Class Value	Name	Object-Type	Reference
TBD	CCI		[RFC9050]
		TBD3: SRv6	This document

Table 2

10.3. PCEP-Error Object

IANA is requested to allocate new error types and error values within the "PCEP-ERROR Object Error Types and Values" sub-registry of the PCEP Numbers registry for the following errors:

Error-Type	Meaning	Reference
19	Invalid Operation	
	Error-value = TBD4: SRv6 capability was not advertised	This document

Table 3

11. References

11.1. Normative References

- [RFC2119] Bradner, S., "Key words for use in RFCs to Indicate Requirement Levels", [BCP 14](#), [RFC 2119](#), DOI 10.17487/RFC2119, March 1997, <<https://www.rfc-editor.org/info/rfc2119>>.
- [RFC5440] Vasseur, JP., Ed. and JL. Le Roux, Ed., "Path Computation Element (PCE) Communication Protocol (PCEP)", [RFC 5440](#), DOI 10.17487/RFC5440, March 2009, <<https://www.rfc-editor.org/info/rfc5440>>.
- [RFC8174] Leiba, B., "Ambiguity of Uppercase vs Lowercase in [RFC 2119](#) Key Words", [BCP 14](#), [RFC 8174](#), DOI 10.17487/RFC8174, May 2017, <<https://www.rfc-editor.org/info/rfc8174>>.
- [RFC8231] Crabbe, E., Minei, I., Medved, J., and R. Varga, "Path Computation Element Communication Protocol (PCEP) Extensions for Stateful PCE", [RFC 8231](#), DOI 10.17487/RFC8231, September 2017, <<https://www.rfc-editor.org/info/rfc8231>>.
- [RFC8281] Crabbe, E., Minei, I., Sivabalan, S., and R. Varga, "Path Computation Element Communication Protocol (PCEP) Extensions for PCE-Initiated LSP Setup in a Stateful PCE Model", [RFC 8281](#), DOI 10.17487/RFC8281, December 2017, <<https://www.rfc-editor.org/info/rfc8281>>.
- [RFC8664] Sivabalan, S., Filsfils, C., Tantsura, J., Henderickx, W., and J. Hardwick, "Path Computation Element Communication Protocol (PCEP) Extensions for Segment Routing", [RFC 8664](#), DOI 10.17487/RFC8664, December 2019, <<https://www.rfc-editor.org/info/rfc8664>>.
- [I-D.ietf-pce-segment-routing-ipv6]
Li(Editor), C., Negi, M. S., Sivabalan, S., Koldychev, M., Kaladharan, P., and Y. Zhu, "PCEP Extensions for Segment Routing leveraging the IPv6 data plane", Work in Progress, Internet-Draft, [draft-ietf-pce-segment-routing-ipv6-13](#), 1 April 2022, <<https://datatracker.ietf.org/doc/html/draft-ietf-pce-segment-routing-ipv6-13>>.

- [RFC9050] Li, Z., Peng, S., Negi, M., Zhao, Q., and C. Zhou, "Path Computation Element Communication Protocol (PCEP) Procedures and Extensions for Using the PCE as a Central Controller (PCECC) of LSPs", [RFC 9050](#), DOI 10.17487/RFC9050, July 2021, <<https://www.rfc-editor.org/info/rfc9050>>.
- [I-D.ietf-pce-pcep-extension-pce-controller-sr] Li, Z., Peng, S., Negi, M. S., Zhao, Q., and C. Zhou, "Path Computation Element Communication Protocol (PCEP) Extensions for Using PCE as a Central Controller (PCECC) for Segment Routing (SR) MPLS Segment Identifier (SID) Allocation and Distribution.", Work in Progress, Internet-Draft, [draft-ietf-pce-pcep-extension-pce-controller-sr-05](#), 10 July 2022, <<https://datatracker.ietf.org/doc/html/draft-ietf-pce-pcep-extension-pce-controller-sr-05>>.
- [I-D.ietf-pce-binding-label-sid] Sivabalan, S., Filsfils, C., Tantsura, J., Previdi, S., and C. L. (editor), "Carrying Binding Label/Segment Identifier (SID) in PCE-based Networks.", Work in Progress, Internet-Draft, [draft-ietf-pce-binding-label-sid-15](#), 20 March 2022, <<https://datatracker.ietf.org/doc/html/draft-ietf-pce-binding-label-sid-15>>.

[11.2.](#) Informative References

- [RFC4655] Farrel, A., Vasseur, J.-P., and J. Ash, "A Path Computation Element (PCE)-Based Architecture", [RFC 4655](#), DOI 10.17487/RFC4655, August 2006, <<https://www.rfc-editor.org/info/rfc4655>>.
- [RFC7025] Otani, T., Ogaki, K., Caviglia, D., Zhang, F., and C. Margaria, "Requirements for GMPLS Applications of PCE", [RFC 7025](#), DOI 10.17487/RFC7025, September 2013, <<https://www.rfc-editor.org/info/rfc7025>>.
- [RFC7399] Farrel, A. and D. King, "Unanswered Questions in the Path Computation Element Architecture", [RFC 7399](#), DOI 10.17487/RFC7399, October 2014, <<https://www.rfc-editor.org/info/rfc7399>>.
- [RFC7420] Koushik, A., Stephan, E., Zhao, Q., King, D., and J. Hardwick, "Path Computation Element Communication Protocol (PCEP) Management Information Base (MIB) Module", [RFC 7420](#), DOI 10.17487/RFC7420, December 2014,

- [RFC7491] King, D. and A. Farrel, "A PCE-Based Architecture for Application-Based Network Operations", [RFC 7491](#), DOI 10.17487/RFC7491, March 2015, <<https://www.rfc-editor.org/info/rfc7491>>.
- [RFC7525] Sheffer, Y., Holz, R., and P. Saint-Andre, "Recommendations for Secure Use of Transport Layer Security (TLS) and Datagram Transport Layer Security (DTLS)", [BCP 195](#), [RFC 7525](#), DOI 10.17487/RFC7525, May 2015, <<https://www.rfc-editor.org/info/rfc7525>>.
- [RFC8232] Crabbe, E., Minei, I., Medved, J., Varga, R., Zhang, X., and D. Dhody, "Optimizations of Label Switched Path State Synchronization Procedures for a Stateful PCE", [RFC 8232](#), DOI 10.17487/RFC8232, September 2017, <<https://www.rfc-editor.org/info/rfc8232>>.
- [RFC8253] Lopez, D., Gonzalez de Dios, O., Wu, Q., and D. Dhody, "PCEPS: Usage of TLS to Provide a Secure Transport for the Path Computation Element Communication Protocol (PCEP)", [RFC 8253](#), DOI 10.17487/RFC8253, October 2017, <<https://www.rfc-editor.org/info/rfc8253>>.
- [RFC8283] Farrel, A., Ed., Zhao, Q., Ed., Li, Z., and C. Zhou, "An Architecture for Use of PCE and the PCE Communication Protocol (PCEP) in a Network with Central Control", [RFC 8283](#), DOI 10.17487/RFC8283, December 2017, <<https://www.rfc-editor.org/info/rfc8283>>.
- [RFC8402] Filsfils, C., Ed., Previdi, S., Ed., Ginsberg, L., Decraene, B., Litkowski, S., and R. Shakir, "Segment Routing Architecture", [RFC 8402](#), DOI 10.17487/RFC8402, July 2018, <<https://www.rfc-editor.org/info/rfc8402>>.
- [RFC8408] Sivabalan, S., Tantsura, J., Minei, I., Varga, R., and J. Hardwick, "Conveying Path Setup Type in PCE Communication Protocol (PCEP) Messages", [RFC 8408](#), DOI 10.17487/RFC8408, July 2018, <<https://www.rfc-editor.org/info/rfc8408>>.
- [RFC8665] Psenak, P., Ed., Previdi, S., Ed., Filsfils, C., Gredler,

H., Shakir, R., Henderickx, W., and J. Tantsura, "OSPF Extensions for Segment Routing", [RFC 8665](#), DOI 10.17487/RFC8665, December 2019, <<https://www.rfc-editor.org/info/rfc8665>>.

Li, et al.

Expires 11 January 2023

[Page 17]

Internet-Draft

PCECC-SRv6

July 2022

- [RFC8667] Previdi, S., Ed., Ginsberg, L., Ed., Filsfils, C., Bashandy, A., Gredler, H., and B. Decraene, "IS-IS Extensions for Segment Routing", [RFC 8667](#), DOI 10.17487/RFC8667, December 2019, <<https://www.rfc-editor.org/info/rfc8667>>.
- [RFC8754] Filsfils, C., Ed., Dukes, D., Ed., Previdi, S., Leddy, J., Matsushima, S., and D. Voyer, "IPv6 Segment Routing Header (SRH)", [RFC 8754](#), DOI 10.17487/RFC8754, March 2020, <<https://www.rfc-editor.org/info/rfc8754>>.
- [RFC8986] Filsfils, C., Ed., Camarillo, P., Ed., Leddy, J., Voyer, D., Matsushima, S., and Z. Li, "Segment Routing over IPv6 (SRv6) Network Programming", [RFC 8986](#), DOI 10.17487/RFC8986, February 2021, <<https://www.rfc-editor.org/info/rfc8986>>.
- [I-D.ietf-teas-pcecc-use-cases]
Li, Z. (., Dhody, D., Zhao, Q., He, K., and B. Khasanov, "The Use Cases for Path Computation Element (PCE) as a Central Controller (PCECC).", Work in Progress, Internet-Draft, [draft-ietf-teas-pcecc-use-cases-10](#), 14 June 2022, <<https://datatracker.ietf.org/doc/html/draft-ietf-teas-pcecc-use-cases-10>>.
- [I-D.ietf-pce-pcep-yang]
Dhody, D., Hardwick, J., Beeram, V. P., and J. Tantsura, "A YANG Data Model for Path Computation Element Communications Protocol (PCEP)", Work in Progress, Internet-Draft, [draft-ietf-pce-pcep-yang-18](#), 25 January 2022, <<https://datatracker.ietf.org/doc/html/draft-ietf-pce-pcep-yang-18>>.

[I-D.ietf-pce-state-sync]

Litkowski, S., Sivabalan, S., Li, C., and H. Zheng, "Inter Stateful Path Computation Element (PCE) Communication Procedures.", Work in Progress, Internet-Draft, [draft-ietf-pce-state-sync-02](https://datatracker.ietf.org/doc/html/draft-ietf-pce-state-sync-02), 21 April 2022, <<https://datatracker.ietf.org/doc/html/draft-ietf-pce-state-sync-02>>.

[I-D.dhodylee-pce-pcep-ls]

Dhody, D., Peng, S., Lee, Y., Ceccarelli, D., Wang, A., Mishra, G., and S. Sivabalan, "PCEP extensions for Distribution of Link-State and TE Information", Work in Progress, Internet-Draft, [draft-dhodylee-pce-pcep-ls-23](https://datatracker.ietf.org/doc/html/draft-dhodylee-pce-pcep-ls-23), 5 March 2022, <<https://datatracker.ietf.org/doc/html/draft-dhodylee-pce-pcep-ls-23>>.

Li, et al.

Expires 11 January 2023

[Page 18]

Internet-Draft

PCECC-SRV6

July 2022

[Appendix A](#). Contributor Addresses

Dhruv Dhody
Huawei Technologies
Divyashree Techno Park, Whitefield
Bangalore, Karnataka 560066
India

EMail: dhruv.ietf@gmail.com

Authors' Addresses

Zhenbin Li
Huawei Technologies
Huawei Bld., No.156 Beiqing Rd.
Beijing
100095
China
Email: lizhenbin@huawei.com

Shuping Peng
Huawei Technologies
Huawei Bld., No.156 Beiqing Rd.

Beijing
100095
China
Email: pengshuping@huawei.com

Xuesong Geng
Huawei Technologies
China
Email: gengxuesong@huawei.com

Mahendra Singh Negi
RtBrick Inc
N-17L, 18th Cross Rd, HSR Layout
Bangalore 560102
Karnataka
India
Email: mahend.ietf@gmail.com