

Network Working Group
Internet-Draft
Intended status: Experimental
Expires: April 14, 2011

D. Farinacci
D. Meyer
cisco Systems
J. Snijders
InTouch N.V.
October 11, 2010

LISP Canonical Address Format (LCAF)
draft-farinacci-lisp-lcaf-02

Abstract

This draft defines a canonical address format encoding used in LISP control messages and in the encoding of lookup keys for the LISP Mapping Database System.

Status of this Memo

This Internet-Draft is submitted to IETF in full conformance with the provisions of [BCP 78](#) and [BCP 79](#).

Internet-Drafts are working documents of the Internet Engineering Task Force (IETF), its areas, and its working groups. Note that other groups may also distribute working documents as Internet-Drafts.

Internet-Drafts are draft documents valid for a maximum of six months and may be updated, replaced, or obsoleted by other documents at any time. It is inappropriate to use Internet-Drafts as reference material or to cite them other than as "work in progress."

The list of current Internet-Drafts can be accessed at <http://www.ietf.org/ietf/1id-abstracts.txt>.

The list of Internet-Draft Shadow Directories can be accessed at <http://www.ietf.org/shadow.html>.

This Internet-Draft will expire on April 14, 2011.

Copyright Notice

Copyright (c) 2010 IETF Trust and the persons identified as the document authors. All rights reserved.

This document is subject to [BCP 78](#) and the IETF Trust's Legal Provisions Relating to IETF Documents (<http://trustee.ietf.org/license-info>) in effect on the date of

publication of this document. Please review these documents carefully, as they describe your rights and restrictions with respect to this document. Code Components extracted from this document must include Simplified BSD License text as described in Section 4.e of the Trust Legal Provisions and are provided without warranty as described in the BSD License.

Table of Contents

1.	Introduction	3
2.	Definition of Terms	4
3.	LISP Canonical Address Format Encodings	5
4.	LISP Canonical Address Applications	7
4.1.	Segmentation using LISP	7
4.2.	Carrying AS Numbers in the Mapping Database	8
4.3.	Convey Application Specific Data	9
4.4.	Assigning Geo Coordinates to Locator Addresses	10
4.5.	Generic Database Mapping Lookups	11
4.6.	Applications for AFI List Type	12
4.6.1.	Binding IPv4 and IPv6 Addresses	12
4.6.2.	Layer-2 VPNs	14
4.6.3.	ASCII Names in the Mapping Database	14
4.6.4.	Using Recursive LISP Canonical Address Encodings	15
5.	Security Considerations	16
6.	IANA Considerations	17
7.	References	18
7.1.	Normative References	18
7.2.	Informative References	18
Appendix A.	Acknowledgments	19
	Authors' Addresses	20

1. Introduction

The LISP architecture and protocols [[LISP](#)] introduces two new numbering spaces, Endpoint Identifiers (EIDs) and Routing Locators (RLOCs) which are intended to replace most use of IP addresses on the Internet. To provide flexibility for current and future applications, these values can be encoded in LISP control messages using a general syntax that includes Address Family Identifier (AFI), length, and value fields.

Currently defined AFIs include IPv4 and IPv6 addresses, which are formatted according to code-points assigned in [[AFI](#)] as follows:

IPv4 Encoded Address:

```

      0               1               2               3
      0 1 2 3 4 5 6 7 8 9 0 1 2 3 4 5 6 7 8 9 0 1 2 3 4 5 6 7 8 9 0 1
+---+---+---+---+---+---+---+---+---+---+---+---+---+---+---+---+
|               AFI = 1               | IPv4 Address ... |
+---+---+---+---+---+---+---+---+---+---+---+---+---+---+---+---+
| ... IPv4 Address |
+---+---+---+---+---+---+---+---+---+---+

```

IPv6 Encoded Address:

```

      0               1               2               3
      0 1 2 3 4 5 6 7 8 9 0 1 2 3 4 5 6 7 8 9 0 1 2 3 4 5 6 7 8 9 0 1
+---+---+---+---+---+---+---+---+---+---+---+---+---+---+---+---+
|               AFI = 2               | IPv6 Address ... |
+---+---+---+---+---+---+---+---+---+---+---+---+---+---+---+---+
| ... IPv6 Address ... |
+---+---+---+---+---+---+---+---+---+---+---+---+---+---+---+---+
| ... IPv6 Address ... |
+---+---+---+---+---+---+---+---+---+---+---+---+---+---+---+---+
| ... IPv6 Address ... |
+---+---+---+---+---+---+---+---+---+---+---+---+---+---+---+---+
| ... IPv6 Address |
+---+---+---+---+---+---+---+---+---+---+

```

This document describes the currently-defined AFIs the LISP protocol uses along with their encodings and introduces the LISP Canonical Address Format (LCAF) that can be used to define the LISP-specific encodings for arbitrary AFI values.

2. Definition of Terms

Address Family Identifier (AFI): a term used to describe an address encoding in a packet. An address family currently defined for IPv4 or IPv6 addresses. See [\[AFI\]](#) and [\[RFC1700\]](#) for details. The reserved AFI value of 0 is used in this specification to indicate an unspecified encoded address where the length of the address is 0 bytes following the 16-bit AFI value of 0.

Unspecified Address Format:

```

      0               1               2               3
      0 1 2 3 4 5 6 7 8 9 0 1 2 3 4 5 6 7 8 9 0 1 2 3 4 5 6 7 8 9 0 1
+--+--+--+--+--+--+--+--+--+--+--+--+--+--+--+--+--+--+--+--+--+--+
|               AFI = 0               | <nothing follows AFI=0> |
+--+--+--+--+--+--+--+--+--+--+--+--+--+--+--+--+--+--+--+--+--+--+

```

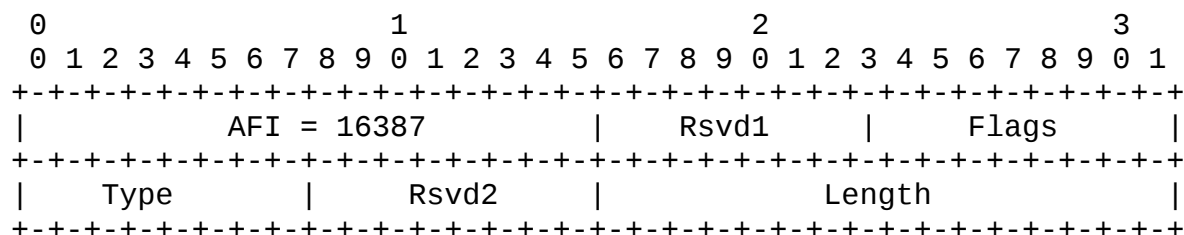
Endpoint ID (EID): a 32-bit (for IPv4) or 128-bit (for IPv6) value used in the source and destination address fields of the first (most inner) LISP header of a packet. The host obtains a destination EID the same way it obtains a destination address today, for example through a DNS lookup or SIP exchange. The source EID is obtained via existing mechanisms used to set a host's "local" IP address. An EID is allocated to a host from an EID-prefix block associated with the site where the host is located. An EID can be used by a host to refer to other hosts.

Routing Locator (RLOC): the IPv4 or IPv6 address of an egress tunnel router (ETR). It is the output of a EID-to-RLOC mapping lookup. An EID maps to one or more RLOCs. Typically, RLOCs are numbered from topologically-aggregatable blocks that are assigned to a site at each point to which it attaches to the global Internet; where the topology is defined by the connectivity of provider networks, RLOCs can be thought of as PA addresses. Multiple RLOCs can be assigned to the same ETR device or to multiple ETR devices at a site.

3. LISP Canonical Address Format Encodings

IANA has assigned AFI value 16387 (0x4003) to the LISP architecture and protocols. This specification defines the encoding format of the LISP Canonical Address (LCA).

The first 4 bytes of an LISP Canonical Address are followed by a variable length of fields:



Rsvd1: this 8-bit field is reserved for future use and MUST be transmitted as 0 and ignored on receipt.

Flags: this 8-bit field is for future definition and use. For now, set to zero on transmission and ignored on receipt.

Type: this 8-bit field is specific to the LISP Canonical Address formatted encodings, values are:

Type 0: Null Body Type

Type 1: AFI List Type

Type 2: Instance ID Type

Type 3: AS Number Type

Type 4: Application Data Type

Type 5: Geo Coordinates Type

Type 6: Opaque Key Type

Rsvd2: this 8-bit field is reserved for future use and MUST be transmitted as 0 and ignored on receipt.

Length: this 16-bit field is in units of bytes and covers all of the LISP Canonical Address payload, starting and including the byte after the Length field. So any LCAF encoded address will have a minimum length of 4 bytes when the Length field is 0. The 4 bytes include the AFI, Flags, Type, and Length fields. When the AFI is

not next to encoded address in a control message, then the encoded address will have a minimum length of 2 bytes when the Length field is 0. The 2 bytes include the Flags, Type, and Length fields.

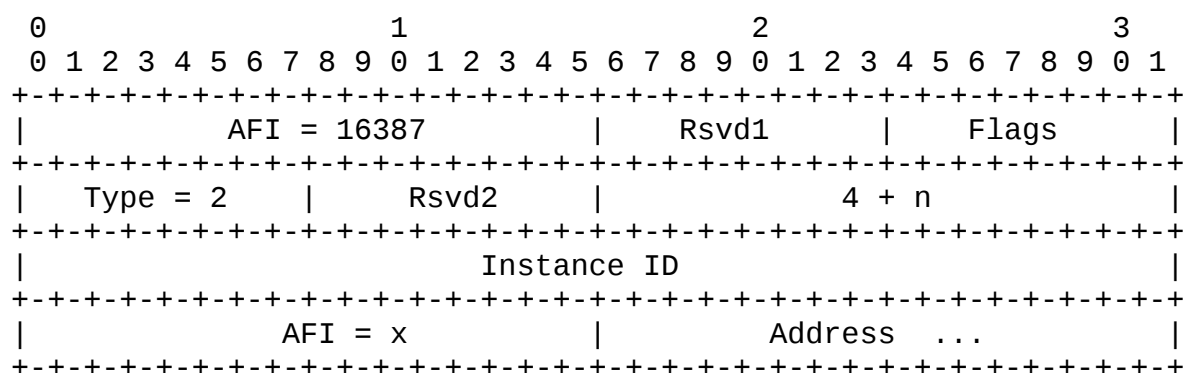
4. LISP Canonical Address Applications

4.1. Segmentation using LISP

When multiple organizations inside of a LISP site are using private addresses [[RFC1918](#)] as EID-prefixes, their address spaces must remain segregated due to possible address duplication. An Instance ID in the address encoding can aid in making the entire AFI based address unique.

Another use for the Instance ID LISP Canonical Address Format is when creating multiple segmented VPNs inside of a LISP site where keeping EID-prefix based subnets is desirable.

Instance ID LISP Canonical Address Format:



Length value n: length in bytes of the AFI address that follows the Instance ID field including the AFI field itself.

Instance ID: the low-order 24-bits that can go into a LISP data header when the I-bit is set. See [[LISP](#)] for details.

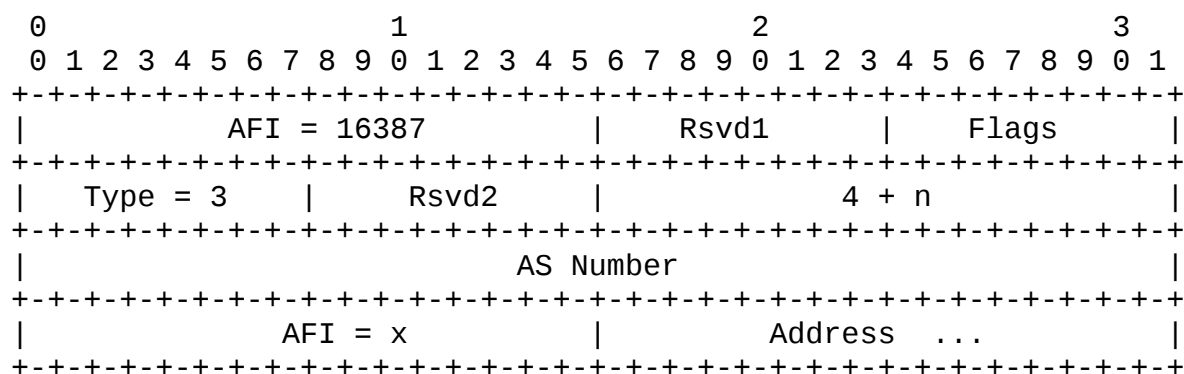
AFI = x: x can be any AFI value from [[AFI](#)].

This LISP Canonical Address Type can be used to encode either EID or RLOC addresses.

4.2. Carrying AS Numbers in the Mapping Database

When an AS number is stored in the LISP Mapping Database System for either policy or documentation reasons, it can be encoded in a LISP Canonical Address.

AS Number LISP Canonical Address Format:



Length value n: length in bytes of the AFI address that follows the AS Number field including the AFI field itself.

AS Number: the 32-bit AS number of the autonomous system that has been assigned either the EID or RLOC that follows.

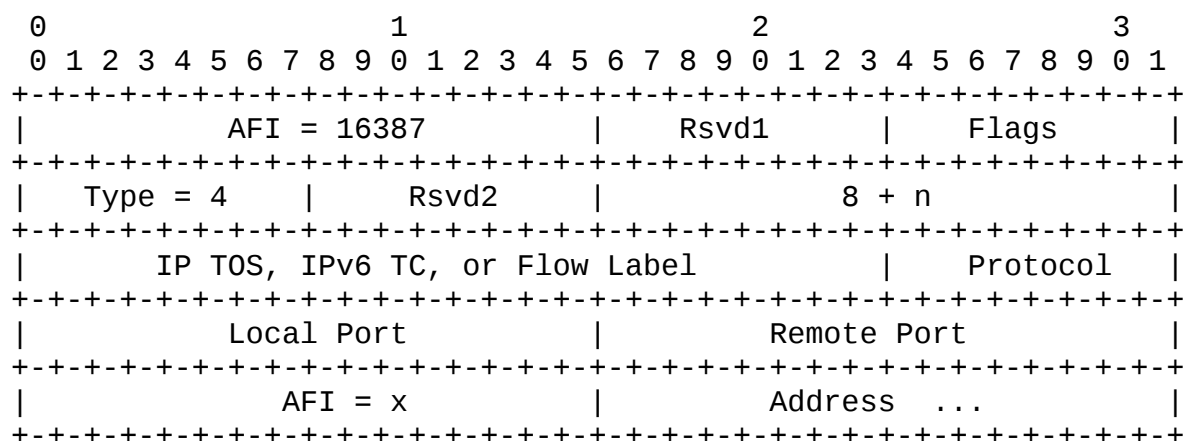
AFI = x: x can be any AFI value from [\[AFI\]](#).

The AS Number Canonical Address Type can be used to encode either EID or RLOC addresses. The former is used to describe the LISP-ALT AS number the EID-prefix for the site is being carried for. The latter is used to describe the AS that is carrying RLOC based prefixes in the underlying routing system.

4.3. Convey Application Specific Data

When a locator-set needs to be conveyed based on the type of application or the Per-Hop Behavior (PHB) of a packet, the Application Data Type can be used.

Application Data LISP Canonical Address Format:



Length value n: length in bytes of the AFI address that follows the 8-byte Application Data fields including the AFI field itself.

IP TOS, IPv6 TC, or Flow Label: this field stores the 8-bit IPv4 TOS field used in an IPv4 header, the 8-bit IPv6 Traffic Class or Flow Label used in an IPv6 header.

Local Port/Remote Port: these fields are from the TCP, UDP, or SCTP transport header.

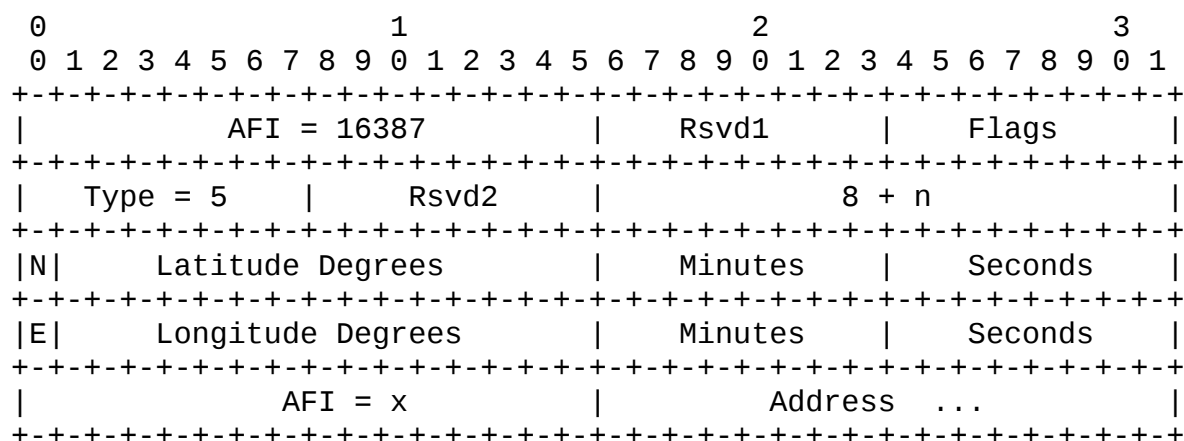
AFI = x: x can be any AFI value from [\[AFI\]](#).

The Application Data Canonical Address Type is used for an EID encoding when an ITR wants a locator-set for a specific application. When used for an RLOC encoding, the ETR is supplying a locator-set for each specific application it has been configured to advertise.

4.4. Assigning Geo Coordinates to Locator Addresses

If an ETR desires to send a Map-Reply describing the Geo Coordinates for each locator in its locator-set, it can use the Geo Coordinate Type to convey physical location information.

Geo Coordinate LISP Canonical Address Format:



Length value n: length in bytes of the AFI address that follows the 8-byte Longitude and Latitude fields including the AFI field itself.

N: When set to 1 means North, otherwise South.

Latitude Degrees: Valid values range from 0 to 90. degrees above or below the equator (northern or southern hemisphere, respectively).

Latitude Minutes: Valid values range from 0 to 59.

Latitude Seconds: Valid values range from 0 to 59.

E: When set to 1 means East, otherwise West.

Longitude Degrees: Value values are from 0 to 90 degrees right or left of the Prime Meridian.

Longitude Minutes: Valid values range from 0 to 59.

Longitude Seconds: Valid values range from 0 to 59.

AFI = x: x can be any AFI value from [[AFI](#)].

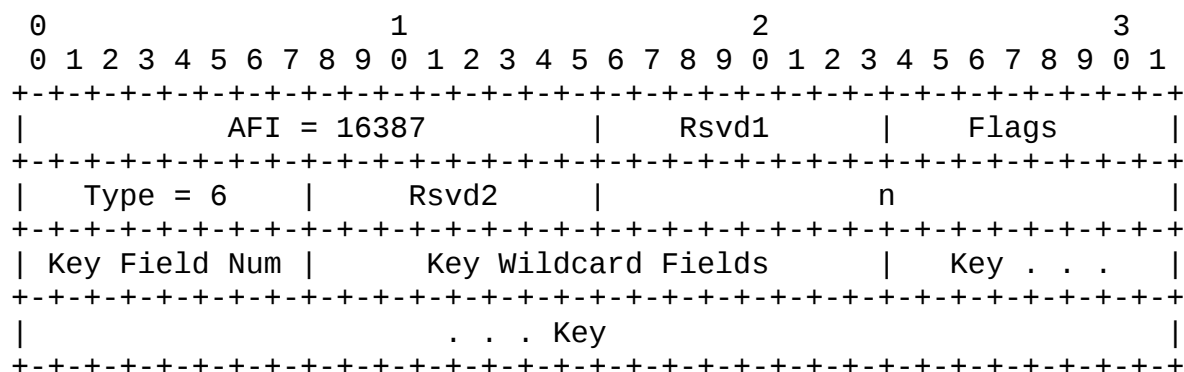
The Geo Coordinates Canonical Address Type can be used to encode either EID or RLOC addresses. When used for EID encodings, you can

determine the physical location of an EID along with the topological location by observing the locator-set.

4.5. Generic Database Mapping Lookups

When the LISP Mapping Database system holds information accessed by a generally formatted key (where the key is not the usual IPv4 or IPv6 address), an opaque key may be desirable.

Opaque Key LISP Canonical Address Format:



Length value n: length in bytes of the type's payload. The value n is the number of bytes that follow this Length field.

Key Field Num: the number of fields (minus 1) the key can be broken up into. The width of the fields are fixed length. So for a key size of 8 bytes, with a Key Field Num of 4 allows 4 fields of 2 bytes in length. Valid values for this field range from 0 to 15 supporting a maximum of 16 field separations.

Key Wildcard Fields: describes which fields in the key are not used as part of the key lookup. This wildcard encoding is a bitfield. Each bit is a don't-care bit for a corresponding field in the key. Bit 0 (the low-order bit) in this bitfield corresponds the first field, right-justified in the key, bit 1 the second field, and so on. When a bit is set in the bitfield it is a don't-care bit and should not be considered as part of the database lookup. When the entire 16-bits is set to 0, then all bits of the key are used for the database lookup.


Key: the variable length key used to do a LISP Database Mapping lookup. The length of the key is the value n (shown above) minus 3.

[4.6.](#) Applications for AFI List Type

[4.6.1.](#) Binding IPv4 and IPv6 Addresses

When header translation between IPv4 and IPv6 is desirable a LISP Canonical Address can use the AFI List Type to carry multiple AFIs in one LCA AFI.

Binded Address LISP Canonical Address Format:



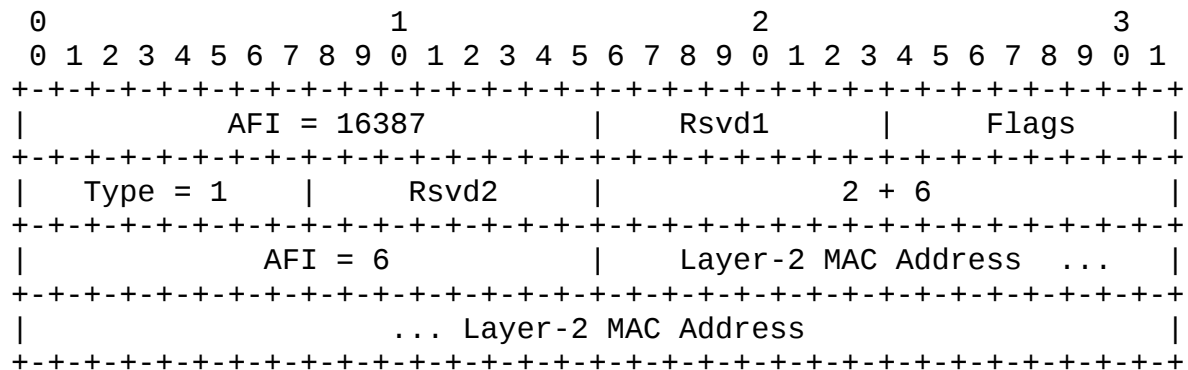
Length: length in bytes is fixed at 24 when IPv4 and IPv6 AFI encoded addresses are used.

This type of address format can be included in a Map-Request when the address is being used as an EID, but the Mapping Database System lookup destination can use only the IPv4 address. This is so a Mapping Database Service Transport System, such as LISP-ALT [[ALT](#)], can use the Map-Request destination address to route the control message to the desired LISP site.

4.6.2. Layer-2 VPNs

When MAC addresses are stored in the LISP Mapping Database System, the AFI List Type can be used to carry AFI 6.

MAC Address LISP Canonical Address Format:



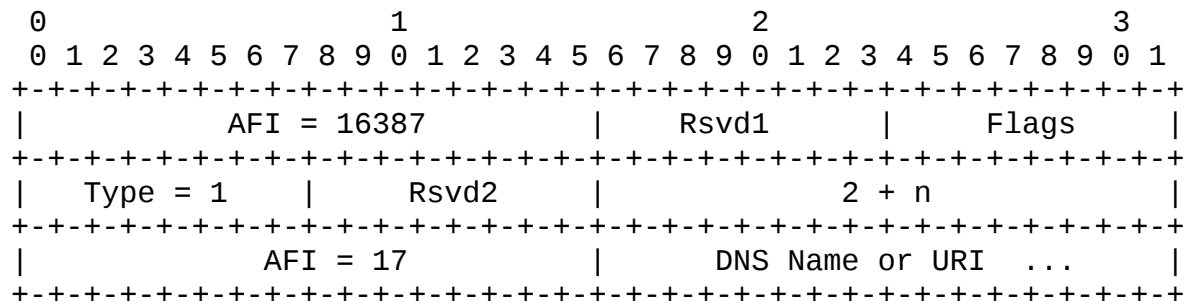
Length: length in bytes is fixed at 8 when MAC address AFI encoded addresses are used.

This address format can be used to connect layer-2 domains together using LISP over an IPv4 or IPv6 core network to create a layer-2 VPN. In this use-case, a MAC address is being used as an EID, and the locator-set that this EID maps to can be an IPv4 or IPv6 RLOCs, or even another MAC address being used as an RLOC.

4.6.3. ASCII Names in the Mapping Database

If DNS names or URIs are stored in the LISP Mapping Database System, the AFI List Type can be used to carry an ASCII string where it is delimited by length 'n' of the LCAF Length encoding.

ASCII LISP Canonical Address Format:

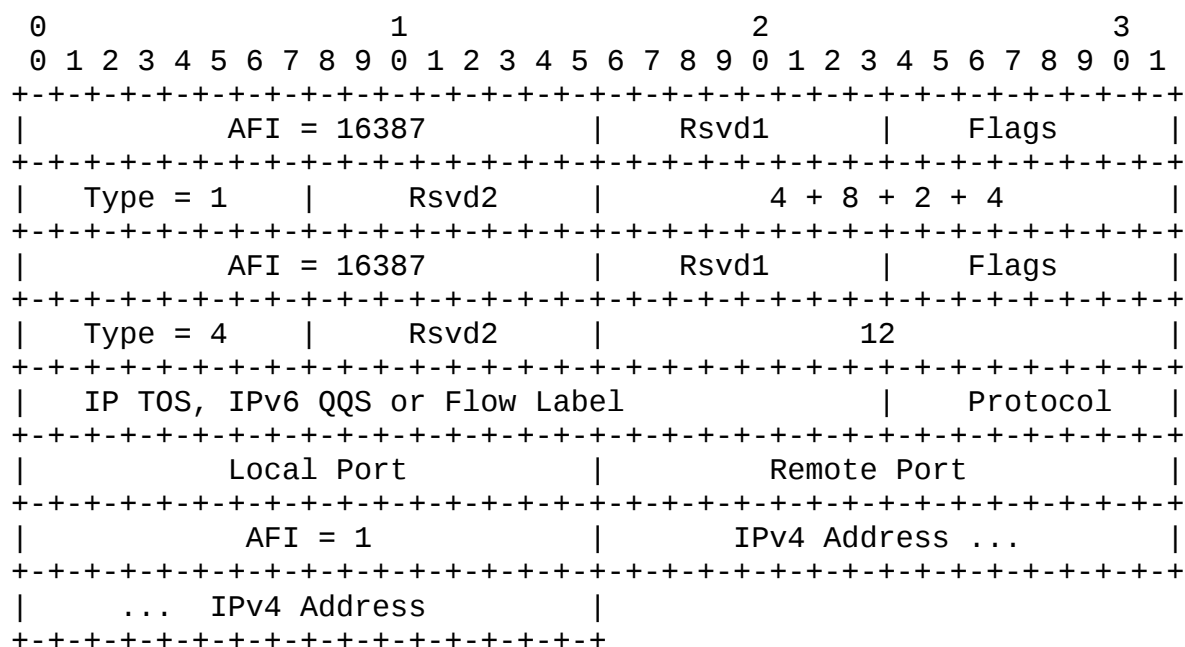


Length value n: length in bytes AFI=17 field and the null-terminated ASCII string (the last byte of 0 is included).

4.6.4. Using Recursive LISP Canonical Address Encodings

When any combination of above is desirable, the AFI List Type value can be used to carry within the LCA AFI another LCA AFI.

Recursive LISP Canonical Address Format:



Length: length in bytes is fixed at 18 when an AFI=1 IPv4 address is included.

This format could be used by a Mapping Database Transport System, such as LISP-ALT [[ALT](#)], where the AFI=1 IPv4 address is used as an EID and placed in the Map-Request destination address by the sending LISP system. The ALT system can deliver the Map-Request to the LISP destination site independent of the Application Data Type AFI payload values. When this AFI is processed by the destination LISP site, it can return different locator-sets based on the type of application or level of service that is being requested.

5. Security Considerations

There are no security considerations for this specification. The security considerations are documented for the protocols that use LISP Canonical Addressing. Refer to the those relevant specifications.

6. IANA Considerations

The Address Family AFI definitions from [[AFI](#)] only allocate code-points for the AFI value itself. The length of the address or entity that follows is not defined and is implied based on conventional experience. Where the LISP protocol uses LISP Canonical Addresses specifically, the address length definitions will be in this specification and take precedent over any other specification.

An IANA Registry for LCAF Type values will be created. The values that are considered for use by the main LISP specification [[LISP](#)] will be in the IANA Registry. Other Type values used for experimentation will be defined and described in this document.

7. References

7.1. Normative References

- [RFC1700] Reynolds, J. and J. Postel, "Assigned Numbers", [RFC 1700](#), October 1994.
- [RFC1918] Rekhter, Y., Moskowitz, R., Karrenberg, D., Groot, G., and E. Lear, "Address Allocation for Private Internets", [BCP 5](#), [RFC 1918](#), February 1996.

7.2. Informative References

- [AFI] IANA, "Address Family Identifier (AFIs)", ADDRESS FAMILY NUMBERS <http://www.iana.org/numbers.html>, February 2007.
- [ALT] Fuller, V., Farinacci, D., Meyer, D., and D. Lewis, "LISP Alternative Topology (LISP+ALT)", [draft-ietf-lisp-alt-04.txt](#) (work in progress), March 2010.
- [LISP] Farinacci, D., Fuller, V., Meyer, D., and D. Lewis, "Locator/ID Separation Protocol (LISP)", [draft-ietf-lisp-09.txt](#) (work in progress), October 2010.

[Appendix A.](#) Acknowledgments

The authors would like to thank Vince Fuller, Gregg Schudel, Jesper Skriver, and Luigi Iannone for their technical and editorial commentary.

Thanks also goes to Terry Manderson for assistance obtaining a LISP AFI value from IANA.

Authors' Addresses

Dino Farinacci
cisco Systems
Tasman Drive
San Jose, CA 95134
USA

Email: dino@cisco.com

Dave Meyer
cisco Systems
170 Tasman Drive
San Jose, CA
USA

Email: dmm@cisco.com

Job Snijders
InTouch N.V.
Middenweg 76
1097 BS Amsterdam
The Netherlands

Email: job@instituut.net