

MPLS Working Group  
Internet-Draft  
Intended status: Standards Track  
Expires: September 23, 2018

A. Farrel  
Juniper Networks  
S. Bryant  
Huawei  
J. Drake  
Juniper Networks  
March 22, 2018

**An MPLS-Based Forwarding Plane for Service Function Chaining**  
**draft-farrel-mpls-sfc-05**

**Abstract**

Service Function Chaining (SFC) is the process of directing packets through a network so that they can be acted on by an ordered set of abstract service functions before being delivered to the intended destination. An architecture for SFC is defined in [RFC7665](#).

The Network Service Header (NSH) can be inserted into packets to steer them along a specific path to realize a Service Function Chain.

Multiprotocol Label Switching (MPLS) is a widely deployed forwarding technology that uses labels placed in a packet in a label stack to identify the forwarding actions to be taken at each hop through a network. Actions may include swapping or popping the labels as well, as using the labels to determine the next hop for forwarding the packet. Labels may also be used to establish the context under which the packet is forwarded.

This document describes how Service Function Chaining can be achieved in an MPLS network by means of a logical representation of the NSH in an MPLS label stack. It does not deprecate or replace the NSH, but acknowledges that there may be a need for an interim deployment of SFC functionality in brownfield networks.

**Status of This Memo**

This Internet-Draft is submitted in full conformance with the provisions of [BCP 78](#) and [BCP 79](#).

Internet-Drafts are working documents of the Internet Engineering Task Force (IETF). Note that other groups may also distribute working documents as Internet-Drafts. The list of current Internet-Drafts is at <https://datatracker.ietf.org/drafts/current/>.

Internet-Drafts are draft documents valid for a maximum of six months and may be updated, replaced, or obsoleted by other documents at any

time. It is inappropriate to use Internet-Drafts as reference material or to cite them other than as "work in progress."

This Internet-Draft will expire on September 23, 2018.

## Copyright Notice

Copyright (c) 2018 IETF Trust and the persons identified as the document authors. All rights reserved.

This document is subject to [BCP 78](#) and the IETF Trust's Legal Provisions Relating to IETF Documents (<https://trustee.ietf.org/license-info>) in effect on the date of publication of this document. Please review these documents carefully, as they describe your rights and restrictions with respect to this document. Code Components extracted from this document must include Simplified BSD License text as described in Section 4.e of the Trust Legal Provisions and are provided without warranty as described in the Simplified BSD License.

## Table of Contents

|                       |   |                    |
|-----------------------|---|--------------------|
| <a href="#">1.</a>    | Introduction . . . . .  | <a href="#">3</a>  |
| <a href="#">2.</a>    | Requirements Language . . . . .                               | <a href="#">4</a>  |
| <a href="#">3.</a>    | Choice of Data Plane SPI/SI Representation . . . . .          | <a href="#">4</a>  |
| <a href="#">4.</a>    | Basic Unit of Representation . . . . .                        | <a href="#">4</a>  |
| <a href="#">5.</a>    | MPLS Label Swapping . . . . .                                 | <a href="#">6</a>  |
| <a href="#">6.</a>    | MPLS Label Stacking . . . . .                                 | <a href="#">8</a>  |
| <a href="#">7.</a>    | Mixed Mode Forwarding . . . . .                               | <a href="#">10</a> |
| <a href="#">8.</a>    | A Note on Service Function Capabilities and SFC Proxies . . . | <a href="#">11</a> |
| <a href="#">9.</a>    | Control Plane Considerations . . . . .                        | <a href="#">11</a> |
| <a href="#">10.</a>   | Use of the Entropy Label . . . . .                            | <a href="#">12</a> |
| <a href="#">11.</a>   | Metadata . . . . .  | <a href="#">12</a> |
| <a href="#">11.1.</a> | Indicating Metadata in User Data Packets . . . . .            | <a href="#">13</a> |
| <a href="#">11.2.</a> | Inband Programming of Metadata . . . . .                      | <a href="#">15</a> |
| <a href="#">12.</a>   | Worked Examples . . . . .                                     | <a href="#">18</a> |
| <a href="#">13.</a>   | Security Considerations . . . . .                             | <a href="#">22</a> |
| <a href="#">14.</a>   | IANA Considerations . . . . .                                 | <a href="#">22</a> |
| <a href="#">15.</a>   | Acknowledgements . . . . .                                    | <a href="#">23</a> |
| <a href="#">16.</a>   | References . . . . .  | <a href="#">23</a> |
| <a href="#">16.1.</a> | Normative References . . . . .                                | <a href="#">23</a> |
| <a href="#">16.2.</a> | Informative References . . . . .                              | <a href="#">24</a> |
|                       | Authors' Addresses . . . . .                                  | <a href="#">24</a> |



## **1. Introduction**

Service Function Chaining (SFC) is the process of directing packets through a network so that they can be acted on by an ordered set of abstract service functions before being delivered to the intended destination. An architecture for SFC is defined in [[RFC7665](#)].

When applying a particular Service Function Chain to the traffic selected by a service classifier, the traffic needs to be steered through an ordered set of Service Functions (SFs) in the network. This ordered set of SFs is termed a Service Function Path (SFP), and the traffic is passed between Service Function Forwarders (SFFs) that are responsible for delivering the packets to the SFs and for forwarding them onward to the next SFF.

In order to steer the selected traffic between SFFs and to the correct SFs the service classifier needs to attach information to each packet. This information indicates the SFP on which the packet is being forwarded and hence the SFs to which it must be delivered. The information also indicates the progress the packet has already made along the SFP.

The Network Service Header (NSH) [[RFC8300](#)] has been defined to carry the necessary information for Service Function Chaining in packets. The NSH can be inserted into packets and contains various information including a Service Path Indicator (SPI), a Service Index (SI), and a Time To Live (TTL) counter.

Multiprotocol Label Switching (MPLS) [[RFC3031](#)] is a widely deployed forwarding technology that uses labels placed in a packet in a label stack to identify the forwarding actions to be taken at each hop through a network. Actions may include swapping or popping the labels as well, as using the labels to determine the next hop for forwarding the packet. Labels may also be used to establish the context under which the packet is forwarded. In many cases, MPLS will be used as a tunneling technology to carry packets through networks between SFFs.

This document describes how Service Function Chaining can be achieved in an MPLS network by means of a logical representation of the NSH in an MPLS label stack. This approach is applicable to all forms of MPLS forwarding (where labels are looked up at each hop, and swapped or popped [[RFC3031](#)]). It does not deprecate or replace the NSH, but acknowledges that there may be a need for an interim deployment of SFC functionality in brownfield networks. The mechanisms described in this document are a compromise between the full function that can be achieved using the NSH, and the benefits of reusing the existing MPLS forwarding paradigms.



It is assumed that the reader is fully familiar with the terms and concepts introduced in [\[RFC7665\]](#) and [\[RFC8300\]](#).

Note that one of the features of the SFC architecture described in [\[RFC7665\]](#) is the "SFC proxy" that exists to include legacy SFs that are not able to process NSH-encapsulated packets. This issue is equally applicable to the use of MPLS-encapsulated packets that encode a logical representation of an NSH. It is discussed further in [Section 8](#).

## **2. Requirements Language**

The key words "MUST", "MUST NOT", "REQUIRED", "SHALL", "SHALL NOT", "SHOULD", "SHOULD NOT", "RECOMMENDED", "NOT RECOMMENDED", "MAY", and "OPTIONAL" in this document are to be interpreted as described in [BCP 14](#) [\[RFC2119\]](#) [\[RFC8174\]](#) when, and only when, they appear in all capitals, as shown here.

## **3. Choice of Data Plane SPI/SI Representation**

While [\[RFC8300\]](#) defines the NSH that can be used in a number of environments, this document provides a mechanism to handle situations in which the NSH is not ubiquitously deployed. In this case it is possible to use an alternative data plane representation of the SPI/SI by carrying the identical semantics in MPLS labels.

In order to correctly select the mechanism by which SFC information is encoded and carried between SFFs, it may be necessary to configure the capabilities and choices either within the whole Service Function Overlay Network, or on a hop by hop basis. It is a requirement that both ends of a tunnel over the underlay network (i.e., a pair of SFFs adjacent in the SFC) know that the tunnel is used for SFC and know what form of NSH representation is used. A control plane signalling approach to achieve these objectives is provided using BGP in [\[I-D.ietf-bess-nsh-bgp-control-plane\]](#).

Note that the encoding of the SFC information is independent of the choice of tunneling technology used between SFFs. Thus, an MPLS representation of the logical NSH (as defined in this document) may be used even if the tunnel between a pair of SFFs is not an MPLS tunnel. Conversely, MPLS tunnels may be used to carry other encodings of the logical NSH (specifically, the NSH itself).

## **4. Basic Unit of Representation**

When an MPLS label stack is used to carry a logical NSH, a basic unit of representation is used. This unit comprises two MPLS labels as



shown below. The unit may be present one or more times in the label stack as explained in subsequent sections.

In order to convey the same information as is present in the NSH, two MPLS label stack entries are used. One carries a label to provide context within the SFC scope (the SFC Context Label), and the other carries a label to show which service function is to be actioned (the SF Label). This two-label unit is shown in Figure 1.

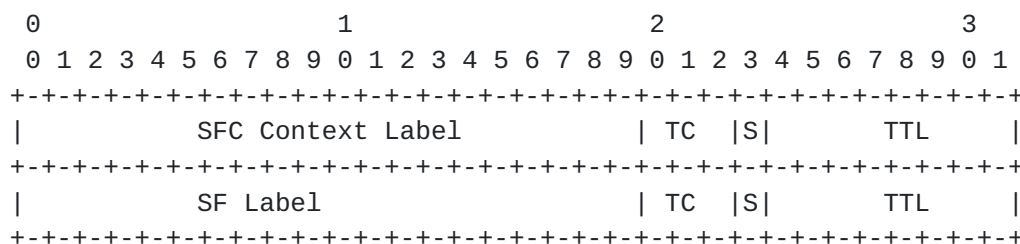


Figure 1: The Basic Unit of MPLS Label Stack for SFC

The fields of these two label stack entries are encoded as follows:

**Label:** The Label fields contain the values of the SFC Context Label and the SF Label encoded as 20 bit integers. The precise semantics of these label fields are dependent on whether the label stack entries are used for MPLS label swapping (see [Section 5](#)) or MPLS label stacking (see [Section 6](#)).

**TC:** The TC bits have no meaning. They SHOULD be set to zero in both label stack entries when a packet is sent and MUST be ignored on receipt.

**S:** The bottom of stack bit has its usual meaning in MPLS. It MUST be clear in the SFC Context label stack entry and MAY be set in the SF label stack entry depending on whether the label is the bottom of stack.

**TTL:** The TTL field in the SFC Context label stack entry SHOULD be set to 1. The TTL in SF label stack entry (called the SF TTL) is set according to its use for MPLS label swapping (see [Section 5](#)) or MPLS label stacking (see [Section 6](#)) and is used to mitigate packet loops.

The sections that follow show how this basic unit of MPLS label stack may be used for SFC in the MPLS label swapping case and in the MPLS label stacking. For simplicity, these sections do not describe the use of metadata: that is covered separately in [Section 11](#).





## 5. MPLS Label Swapping

This section describes how the basic unit of MPLS label stack for SFC introduced in [Section 4](#) is used when MPLS label swapping is in use. As can be seen from Figure 2, the top of the label stack comprises the labels necessary to deliver the packet over the MPLS tunnel between SFFs. Any MPLS encapsulation may be used (i.e., MPLS, MPLS in UDP, MPLS in GRE, and MPLS in VXLAN or GPE), thus the tunnel technology does not need to be MPLS, but that is shown here for simplicity.

An entropy label ([\[RFC6790\]](#)) may also be present as described in [Section 10](#).

Under these labels (or other encapsulation) comes a single instance of the basic unit of MPLS label stack for SFC. In addition to the interpretation of the fields of these label stack entries provided in [Section 4](#) the following meanings are applied:

**SPI Label:** The Label field of the SFC Context label stack entry contains the value of the SPI encoded as a 20 bit integer. The semantics of the SPI is exactly as defined in [\[RFC8300\]](#). Note that an SPI as defined by [\[RFC8300\]](#) can be encoded in 3 octets (i.e., 24 bits), but that the Label field allows for only 20 bits and reserves the values 0 through 15 as 'special purpose' labels [\[RFC7274\]](#). Thus, a system using MPLS representation of the logical NSH MUST NOT assign SPI values greater than  $2^{20} - 1$  or less than 16.

**SI Label:** The Label field of the SF label stack entry contains the value of the SI exactly as defined in [\[RFC8300\]](#). Since the SI requires only 8 bits, and to avoid overlap with the 'special purpose' label range of 0 through 15 [\[RFC7274\]](#), the SI is carried in the top (most significant) 8 bits of the Label field with the low order 12 bits set to zero.

**TC:** The TC fields are as described in [Section 4](#).

**S:** The S bits are as described in [Section 4](#).

**TTL:** The TTL field in the SPI label stack entry SHOULD be set to 1 as stated in [Section 4](#). The TTL in SF label stack entry is decremented once for each forwarding hop in the SFP, i.e., for each SFF transited, and so mirrors the TTL field in the NSH.



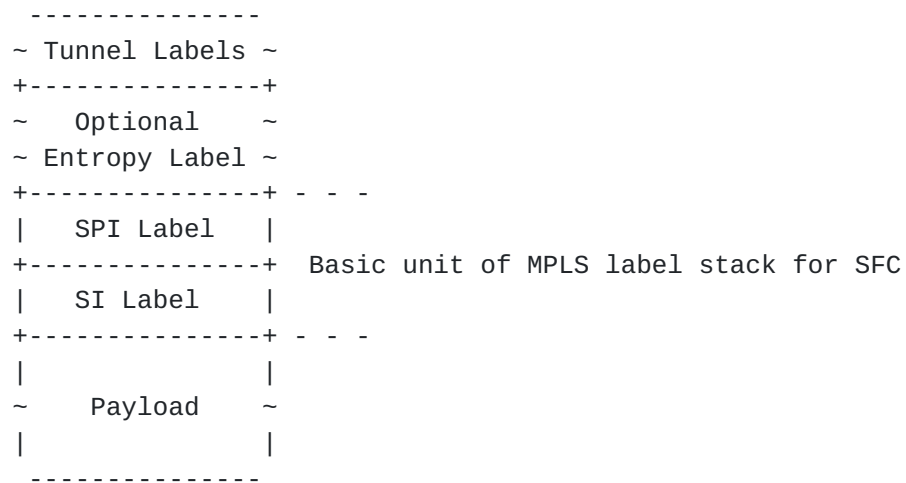


Figure 2: The MPLS SFC Label Stack

The following processing rules apply to the Label fields:

- o When a Classifier inserts a packet onto an SFP it sets the SPI Label to indicate the identity of the SFP, and sets the SI Label to indicate the first SF in the path.
- o When a component of the SFC system processes a packet it uses the SPI Label to identify the SFP and the SI Label to determine to which SFF or instance of an SF (an SFI) to deliver the packet. Under normal circumstances (with the exception of branching and reclassification - see [[I-D.ietf-bess-nsh-bgp-control-plane](#)]) the SPI Label value is preserved on all packets. The SI Label value is modified by SFFs and through reclassification to indicate the next hop along the SFP.

The following processing rules apply to the TTL field of the SF label stack entry, and are derived from [section 2.2 of \[RFC8300\]](#):

- o When a Classifier places a packet onto an SFP it MUST set the TTL to a value between 1 and 255. It SHOULD set this according to the expected length of the SFP (i.e., the number of SFs on the SFP), but it MAY set it to a larger value according to local configuration. The maximum TTL value supported in an NSH is 63, and so the practical limit here may also be 63.
- o When an SFF receives a packet from any component of the SFC system (Classifier, SFI, or another SFF) it MUST discard any packets with TTL set to zero. It SHOULD log such occurrences, but MUST apply rate limiting to any such logs.



- o An SFF MUST decrement the TTL by one each time it performs a forwarding lookup.
- o If an SFF decrements the TTL to zero it MUST NOT send the packet, and MUST discard the packet. It SHOULD log such occurrences, but MUST apply rate limiting to any such logs.
- o SFIs MUST ignore the TTL, but MUST mirror it back to the SFF unmodified along with the SI (which may have been changed by local reclassification).
- o If a Classifier along the SFP makes any change to the intended path of the packet including for looping, jumping, or branching (see [[I-D.ietf-bess-nsh-bgp-control-plane](#)]) it MUST NOT change the SI TTL of the packet. In particular, each component of the SFC system MUST NOT increase the SI TTL value otherwise loops may go undetected.

## 6. MPLS Label Stacking

This section describes how the basic unit of MPLS label stack for SFC introduced in [Section 4](#) is used when MPLS label stacking is used to carry information about the SFP and SFs to be executed. As can be seen in Figure 3, the top of the label stack comprises the labels necessary to deliver the packet over the MPLS tunnel between SFFs. Any MPLS encapsulation may be used.

An entropy label ([[RFC6790](#)]) may also be present as described in [Section 10](#)

Under these labels comes one of more instances of the basic unit of MPLS label stack for SFC. In addition to the interpretation of the fields of these label stack entries provided in [Section 4](#) the following meanings are applied:

**SFC Context Label:** The Label field of the SFC Context label stack entry contains a label that delivers SFC context. This label may be used to indicate the SPI encoded as a 20 bit integer using the semantics of the SPI is exactly as defined in [[RFC8300](#)] and noting that in this case a system using MPLS representation of the logical NSH MUST NOT assign SPI values greater than  $2^{20} - 1$  or less than 16. This label may also be used to convey other SFC context-specific semantics such as indicating how to interpret the SF Label or how to forward the packet to the node that offers the SF.

**SF Label:** The Label field of the SF label stack entry contains a value that identifies the next SFI to be actioned for the packet.



This label may be scoped globally or within the context of the preceding SFC Context Label and comes from the range  $16 \dots 2^{20} - 1$ .

TC: The TC fields are as described in [Section 4](#).

S: The S bits are as described in [Section 4](#).

TTL: The TTL fields in the SFC Context label stack entry SF label stack entry SHOULD be set to 1 as stated in [Section 4](#), but MAY be set to larger values if the label indicated a forwarding operation towards the node that hosts the SF.

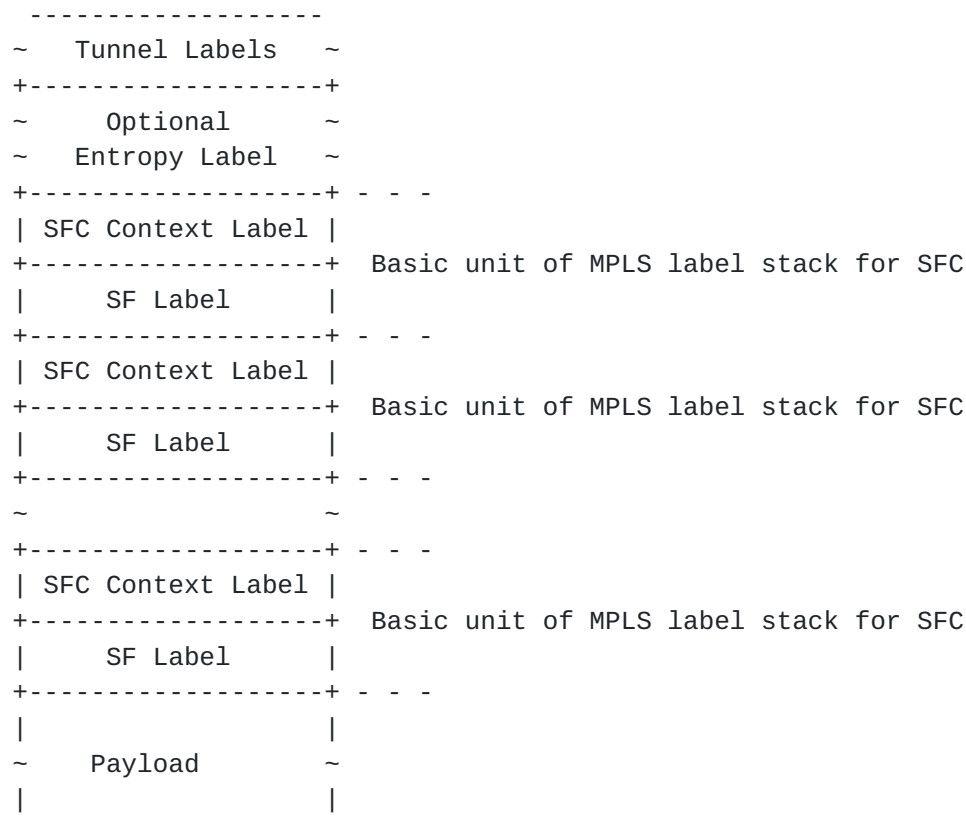


Figure 3: The MPLS SFC Label Stack for Label Stacking

The following processing rules apply to the Label fields:

- o When a Classifier inserts a packet onto an SFP it adds a stack comprising one or more instances of the basic unit of MPLS label stack for SFC. Taken together, this stack defines the SFs to be actioned and so defines the SFP that the packet will traverse.





- o When a component of the SFC system processes a packet it uses the top basic unit of label stack for SFC to determine to which SFI to next deliver the packet. When an SFF receives a packet it examines the top basic unit of MPLS label stack for SFC to determine where to send the packet next. If the next recipient is a local SFI, the SFC strips the basic unit of MPLS label stack for SFC before forwarding the packet.

## **7. Mixed Mode Forwarding**

The previous sections describe homogeneous networks where SFC forwarding is either all label swapping or all label popping (stacking). But it is also possible that different parts of the network utilize swapping or popping. It is also worth noting that a Classifier may be content to use an SFP as installed in the network by a control plane or management plane and so would use label swapping, but that there may be a point in the SFP where a choice of SFIs can be made (perhaps for load balancing) and where, in this instance, the Classifier wishes to exert control over that choice by use of a specific entry on the label stack.

When an SFF receives a packet containing an MPLS label stack, it checks whether it is processing an {SFP, SI} label pair for label swapping or a {context label, SFI index} label pair for label stacking. It then selects the appropriate SFI to which to send the packet. When it receives the packet back from the SFI, it has four cases to consider.

- o If the current hop requires an {SFP, SI} and the next hop requires an {SFP, SI}, it sets the SI label to the SI value of the current hop, selects an instance of the SF to be executed at the next hop, and tunnels the packet to the SFF for that SFI.
- o If the current hop requires an {SFP, SI} and the next hop requires a {context label, SFI label}, it pops the {SFP, SI} from the top of the MPLS label stack and tunnels the packet to the SFF indicated by the context label.
- o If the current hop requires a {context label, SFI label}, it pops the {context label, SFI label} from the top of the MPLS label stack.
  - \* If the new top of the MPLS label stack contains an {SFP, SI} label pair, it selects an SFI to use at the next hop, and tunnels the packet to SFF for that SFI.



- \* If the top of the MPLS label stack contains a {context label, SFI label}, it tunnels the packet to the SFF indicated by the context label.

## **8. A Note on Service Function Capabilities and SFC Proxies**

The concept of an "SFC Proxy" is introduced in [[RFC7665](#)]. An SFC Proxy is logically located between an SFF and an SFI that is not "SFC-aware". Such SFIs are not capable of handling the SFC encapsulation (whether that be NSH or MPLS) and need the encapsulation stripped from the packets they are to process. In many cases, legacy SFIs that were once deployed as "bumps in the wire" fit into this category until they have been upgraded to be SFC-aware.

The job of an SFC Proxy is to remove and then reimpose SFC encapsulation so that the SFF is able to process as though it was communication with an SFC-aware SFI, and so that the SFI is unaware of the SFC encapsulation. In this regard, the job of an SFC Proxy is no different when NSH encapsulation is used and when MPLS encapsulation is used as described in this document, although (of course) it is different encapsulation bytes that must be removed and reimposed.

It should be noted that the SFC Proxy is a logical function. It could be implemented as a separate physical component on the path from the SFF to SFI, but it could be coresident with the SFF or it could be a component of the SFI. This is purely an implementation choice.

Note also that the delivery of metadata (see [Section 11](#)) requires specific processing if an SFC Proxy is in use. This is also no different when NSH or the MPLS encoding defined in this document is in use, and how it is handled will depend on how (or if) each non-SFC-aware SFI can receive metadata.

## **9. Control Plane Considerations**

In order that a packet may be forwarded along an SFP several functional elements must be executed.

- o Discovery/advertisement of SFIs.
- o Computation of SFP.
- o Programming of Classifiers.
- o Advertisement of forwarding instructions.



Various approaches may be taken. These include a fully centralized model where SFFs report to a central controller the SFIs that they support, the central controller computes the SFP and programs the Classifiers, and (if the label swapping approach is taken) the central controller installs forwarding state in the SFFs that lie on the SFP.

Alternatively, a dynamic control plane may be used such as that described in [[I-D.ietf-bess-nsh-bgp-control-plane](#)]. In this case the SFFs use the control plane to advertise the SFIs that they support, a central controller computes the SFP and programs the Classifiers, and (if the label swapping approach is taken) the central controller uses the control plane to advertise the SFPs so that SFFs that lie on the SFP can install the necessary forwarding state.

## **10. Use of the Entropy Label**

Entropy is used in ECMP situations to ensure that packets from the same flow travel down the same path, thus avoiding jitter or re-ordering issues within a flow.

Entropy is often determined by hashing on specific fields in a packet header such as the "five-tuple" in the IP and transport headers. However, when an MPLS label stack is present, the depth of the stack could be too large for some processors to correctly determine the entropy hash. This problem is addressed by the inclusion of an Entropy Label as described in [[RFC6790](#)].

When entropy is desired for packets as they are carried in MPLS tunnels over the underlay network, it is RECOMMENDED that an Entropy Label is included in the label stack immediately after the tunnel labels and before the SFC labels as shown in Figure 2 and Figure 3.

If an Entropy Label is present in an MPLS payload, it is RECOMMENDED that the initial Classifier use that value in an Entropy Label inserted in the label stack when the packet is forwarded (on the first tunnel) to the first SFF. In this case it is not necessary to remove the Entropy Label from the payload.

## **11. Metadata**

Metadata is defined in [[RFC7665](#)] as providing "the ability to exchange context information between classifiers and SFs, and among SFs." [[RFC8300](#)] defines how this context information can be directly encoded in fields that form part of the NSH encapsulation.

The next two sections describe how metadata is associated with user data packets, and how metadata may be exchanged between SFC nodes in



the network, when using an MPLS encoding of the logical representation of the NSH.

It should be noted that the MPLS encoding is slightly less functional than the direct use of the NSH. Both methods support metadata that is "per-SFP" or "per-packet-flow" (see [[I-D.farrel-sfc-convent](#)] for definitions of these terms), but "per-packet" metadata (where the metadata must be carried on each packet because it differs from one packet to the next even on the same flow or SFP) is only supported using the NSH and not using the mechanisms defined in this document.

### **11.1. Indicating Metadata in User Data Packets**

Metadata is achieved in the MPLS realization of the logical NSH by the use of an SFC Metadata Label which uses the Extended Special Purpose Label construct [[RFC7274](#)]. Thus, three label stack entries are present as shown in Figure 4:

- o The Extension Label (value 15)
- o An extended special purpose label called the Metadata Label Indicator (MLI) (value TBD1 by IANA)
- o The Metadata Label (ML).

```
-----  
| Extension = 15 |  
+-----+  
|      MLI      |  
+-----+  
| Metadata Label |  
-----
```

Figure 4: The MPLS SFC Metadata Label

The Metadata Label value is an index into a table of metadata that is programmed into the network using in-band or out-of-band mechanisms. Out-of-band mechanisms potentially include management plane and control plane solutions (such as [[I-D.ietf-bess-nsh-bgp-control-plane](#)]), but are out of scope for this document. The in-band mechanism is described in [Section 11.2](#)

The SFC Metadata Label (as a set of three labels as indicated in Figure 4) may be present zero, one, or more times in an MPLS SFC packet. For MPLS label swapping, the SFC Metadata Labels are placed immediately after the basic unit of MPLS label stack for SFC as shown





in Figure 5. For MPLS label stacking, the SFC Metadata Labels can be present zero, one, or more times and are placed at the bottom of the label stack as shown in Figure 6.

```

-----
~ Tunnel Labels ~
+-----+
~ Optional ~
~ Entropy Label ~
+-----+
| SPI Label |
+-----+
| SI Label |
+-----+
| Extension = 15 |
+-----+
| MLI |
+-----+
| Metadata Label |
+-----+
~ Other ~
| Metadata |
~ Label Triples ~
+-----+
| Payload |
~ ~
| |
-----

```

Figure 5: The MPLS SFC Label Stack for Label Swapping with Metadata Label



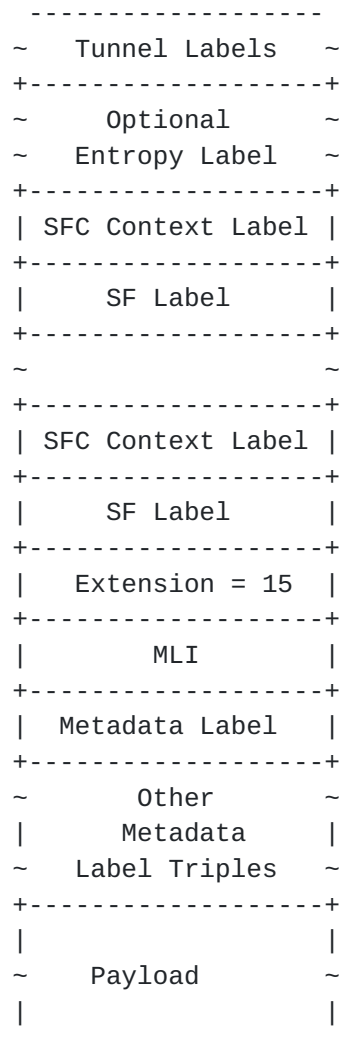


Figure 6: The MPLS SFC Label Stack for Label Stacking with Metadata Label

### 11.2. Inband Programming of Metadata

A mechanism for sending metadata associated with an SFP without a payload packet is described in [[I-D.farrel-sfc-convent](#)]. The same approach can be used in an MPLS network where the NSH is logically represented by an MPLS label stack.

The packet header is formed exactly as previously described in this document so that the packet will follow the SFP through the SFC network. However, instead of payload data, metadata is included after the bottom of the MPLS label stack. An Extended Special Purpose Label is used to indicate that the metadata is present. Thus, three label stack entries are present:



- o The Extension Label (value 15)
- o An extended special purpose label called the Metadata Present Indicator (MPI) (value TBD2 by IANA)
- o The Metadata Label (ML) that is associated with this metadata on this SFP and can be used to indicate the use of the metadata as described in [Section 11](#).

The SFC Metadata Present Label, if present, is placed immediately after the last basic unit of MPLS label stack for SFC. The resultant label stacks are shown in Figure 7 for the MPLS label swapping case and Figure 8 for the MPLS label stacking case.

```

-----
~ Tunnel Labels ~
+-----+
~ Optional ~
~ Entropy Label ~
+-----+
| SPI Label |
+-----+
| SI Label |
+-----+
| Extension = 15|
+-----+
| MPI |
+-----+
| Metadata Label|
+-----+
|
~ Metadata ~
|
-----

```

Figure 7: The MPLS SFC Label Stack for Label Swapping Carrying Metadata



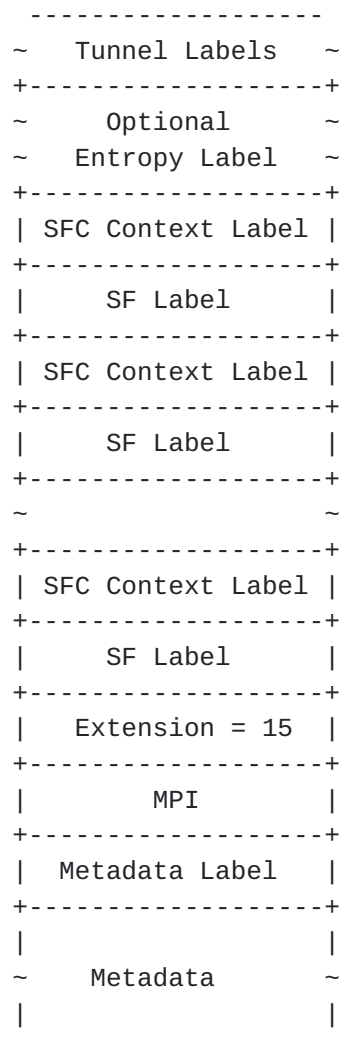


Figure 8: The MPLS SFC Label Stack for Label Stacking Carrying Metadata

In both cases the metadata is formatted as a TLV as shown in Figure 9.





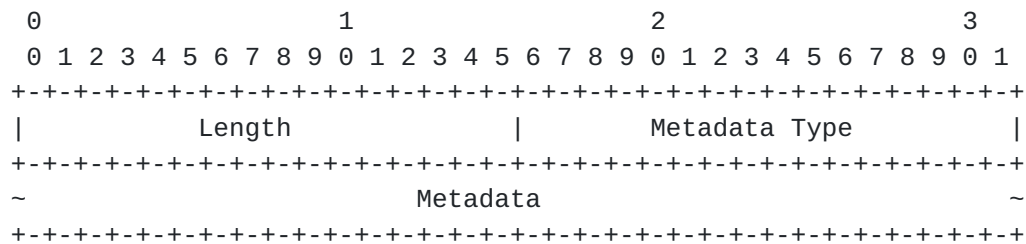


Figure 9: The Metadata TLV

The fields of this TLV are interpreted as follows:

**Length:** The length of the metadata carried in the Metadata field in octets not including any padding.

**Metadata Type:** The type of the metadata present. Values for this field are taken from the "MD Types" registry maintained by IANA and defined in [[RFC8300](#)].

**Metadata:** The actual metadata formatted as described in whatever document defines the metadata. This field is end-padded with zero to three octets of zeroes to take it up to a four octet boundary.

## 12. Worked Examples

Consider the simplistic MPLS SFC overlay network shown in Figure 10. A packet is classified for an SFP that will see it pass through two Service Functions, SFa and SFb, that are accessed through Service Function Forwarders SFFa and SFFb respectively. The packet is ultimately delivered to destination, D.

Let us assume that the SFP is computed and assigned the SPI of 239. The forwarding details of the SFP are distributed (perhaps using the mechanisms of [[I-D.ietf-bess-nsh-bgp-control-plane](#)]) so that the SFFs are programmed with the necessary forwarding instructions.

The packet progresses as follows:

- a. The Classifier assigns the packet to the SFP and imposes two label stack entries comprising a single basic unit of MPLS SFC representation:
  - \* The higher label stack entry contains a label carrying the SPI value of 239.
  - \* The lower label stack entry contains a label carrying the SI value of 255.



Further labels may be imposed to tunnel the packet from the Classifier to SFFa.

- b. When the packet arrives at SFFa it strips any labels associated with the tunnel that runs from the Classifier to SFFa. SFFa examines the top labels and matches the SPI/SI to identify that the packet should be forwarded to SFa. The packet is forwarded to SFa unmodified.
- c. SFa performs its designated function and returns the packet to SFFa.
- d. SFFa modifies the SI in the lower label stack entry (to 254) and uses the SPI/SI to look up the forwarding instructions. It sends the packet with two label stack entries:
  - \* The higher label stack entry contains a label carrying the SPI value of 239.
  - \* The lower label stack entry contains a label carrying the SI value of 254.

Further labels may be imposed to tunnel the packet from the SFFa to SFFb.

- e. When the packet arrives at SFFb it strips any labels associated with the tunnel from SFFa. SFFb examines the top labels and matches the SPI/SI to identify that the packet should be forwarded to SFb. The packet is forwarded to SFb unmodified.
- f. SFb performs its designated function and returns the packet to SFFb.
- g. SFFb modifies the SI in the lower label stack entry (to 253) and uses the SPI/SI to lookup up the forwarding instructions. It determines that it is the last SFF in the SFP so it strips the two SFC label stack entries and forwards the payload toward D using the payload protocol.



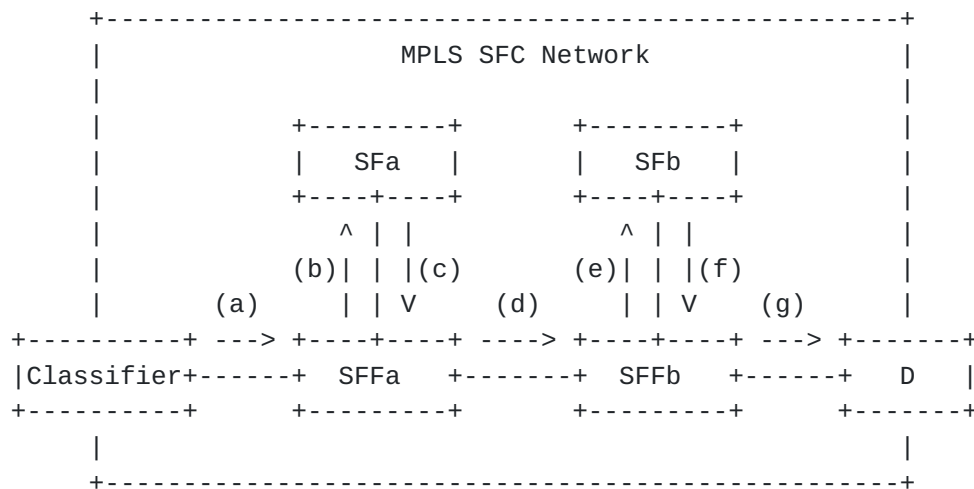


Figure 10: Service Function Chaining in an MPLS Network

Alternatively, consider the MPLS SFC overlay network shown in Figure 11. A packet is classified for an SFP that will see it pass through two Service Functions, SFx and SFy, that are accessed through Service Function Forwarders SFFx and SFFy respectively. The packet is ultimately delivered to destination, D.

Let us assume that the SFP is computed and assigned the SPI of 239. However, the forwarding state for the SFP is not distributed and installed in the network. Instead it will be attached to the individual packets using the MPLS label stack.

The packet progresses as follows:

1. The Classifier assigns the packet to the SFP and imposes two basic units of MPLS SFC representation to describe the full SFP:

\* The top basic unit comprises two label stack entries as follows:

- + The higher label stack entry contains a label carrying the SFC context.
- + The lower label stack entry contains a label carrying the SF indicator for SFx.

\* The lower basic unit comprises two label stack entries as follows:

- + The higher label stack entry contains a label carrying the SEC context.



- + The lower label stack entry contains a label carrying the SF indicator for SFy.

Further labels may be imposed to tunnel the packet from the Classifier to SFFx.

2. When the packet arrives at SFFx it strips any labels associated with the tunnel from the Classifier. SFFx examines the top labels and matches the context/SF values to identify that the packet should be forwarded to SFx. The packet is forwarded to SFx unmodified.
3. SFx performs its designated function and returns the packet to SFFx.
4. SFFx strips the top basic unit of MPLS SFC representation revealing the next basic unit. It then uses the revealed context/SF values to determine how to route the packet to the next SFF, SFFy. It sends the packet with just one basic unit of MPLS SFC representation comprising two label stack entries:
  - \* The higher label stack entry contains a label carrying the SFC context.
  - \* The lower label stack entry contains a label carrying the SF indicator for SFy.

Further labels may be imposed to tunnel the packet from the SFFx to SFFy.

5. When the packet arrives at SFFy it strips any labels associated with the tunnel from SFFx. SFFy examines the top labels and matches the context/SF values to identify that the packet should be forwarded to SFy. The packet is forwarded to SFy unmodified.
6. SFy performs its designated function and returns the packet to SFFy.
7. SFFy strips the top basic unit of MPLS SFC representation revealing the payload packet. It forwards the payload toward D using the payload protocol.





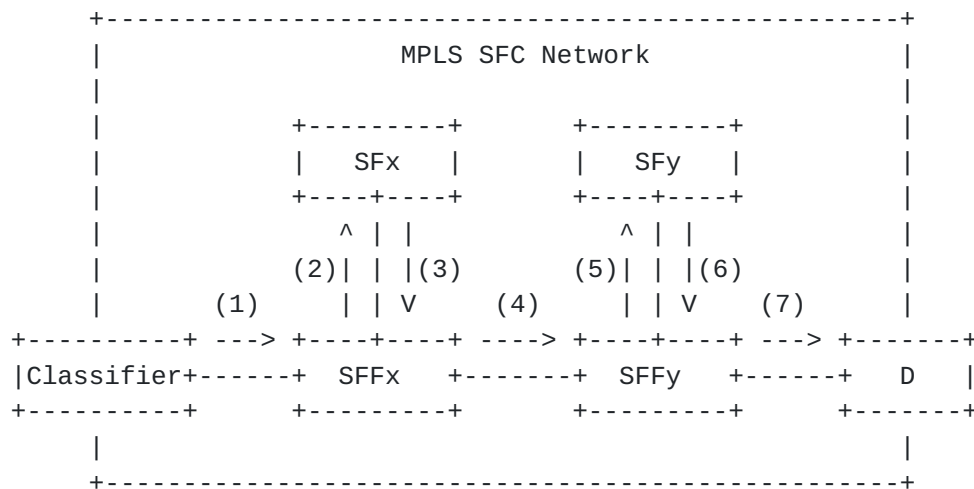


Figure 11: Service Function Chaining Using MPLS Label Stacking

### 13. Security Considerations

Discussion of the security properties of SFC networks can be found in [RFC7665]. Further security discussion for the NSH and its use is present in [RFC8300].

It is fundamental to the SFC design that the classifier is a trusted resource which determines the processing that the packet will be subject to, including for example the firewall. It is also fundamental to the MPLS design that packets are routed through the network using the path specified by the node imposing the labels, and that labels are swapped or popped correctly. Where an SF is not encapsulation aware the encapsulation may be stripped by an SFC proxy such that packet may exist as a native packet (perhaps IP) on the path between SFC proxy and SF, however this is an intrinsic part of the SFC design which needs to define how a packet is protected in that environment.

Additionally, where a tunnel is used to link two non-MPLS domains, the tunnel design needs to specify how the tunnel is secured.

Thus the security vulnerabilities are addressed (or should be addressed) in all the underlying technologies used by this design, which itself does not introduce any new security vulnerabilities.

## 14. IANA Considerations

This document requests IANA to make allocations from the "Extended Special-Purpose MPLS Label Values" subregistry of the "Special-



Purpose Multiprotocol Label Switching (MPLS) Label Values" registry as follows:

| Value | Description                      |            |
|-------|----------------------------------|------------|
| TBD1  | Metadata Label Indicator (MLI)   | [This.I-D] |
| TBD2  | Metadata Present Indicator (MPI) | [This.I-D] |

## 15. Acknowledgements

This document derives ideas and text from [\[I-D.ietf-bess-nsh-bgp-control-plane\]](#).

The authors are grateful to all those who contributed to the discussions that led to this work: Loa Andersson, Andrew G. Malis, Alexander Vainshtein, Joel M. Halpern, Tony Przygienda, Stuart Mackie, Keyur Patel, and Jim Guichard. Loa Andersson provided helpful review comments.

Thanks to Loa Andersson, Lizhong Jin, Matthew Bocci, and Mach Chen for reviews of this text.

## 16. References

### 16.1. Normative References

- [I-D.farrel-sfc-convent]  
Farrel, A. and J. Drake, "Operating the Network Service Header (NSH) with Next Protocol "None"", [draft-farrel-sfc-convent-06](#) (work in progress), February 2018.
- [RFC2119] Bradner, S., "Key words for use in RFCs to Indicate Requirement Levels", [BCP 14](#), [RFC 2119](#), DOI 10.17487/RFC2119, March 1997, <<https://www.rfc-editor.org/info/rfc2119>>.
- [RFC7274] Kompella, K., Andersson, L., and A. Farrel, "Allocating and Retiring Special-Purpose MPLS Labels", [RFC 7274](#), DOI 10.17487/RFC7274, June 2014, <<https://www.rfc-editor.org/info/rfc7274>>.
- [RFC8174] Leiba, B., "Ambiguity of Uppercase vs Lowercase in [RFC 2119](#) Key Words", [BCP 14](#), [RFC 8174](#), DOI 10.17487/RFC8174, May 2017, <<https://www.rfc-editor.org/info/rfc8174>>.



[RFC8300] Quinn, P., Ed., Elzur, U., Ed., and C. Pignataro, Ed., "Network Service Header (NSH)", [RFC 8300](#), DOI 10.17487/RFC8300, January 2018, <<https://www.rfc-editor.org/info/rfc8300>>.

## **16.2. Informative References**

- [I-D.ietf-bess-nsh-bgp-control-plane]  
Farrel, A., Drake, J., Rosen, E., Uttaro, J., and L. Jalil, "BGP Control Plane for NSH SFC", [draft-ietf-bess-nsh-bgp-control-plane-03](#) (work in progress), March 2018.
- [RFC3031] Rosen, E., Viswanathan, A., and R. Callon, "Multiprotocol Label Switching Architecture", [RFC 3031](#), DOI 10.17487/RFC3031, January 2001, <<https://www.rfc-editor.org/info/rfc3031>>.
- [RFC6790] Kompella, K., Drake, J., Amante, S., Henderickx, W., and L. Yong, "The Use of Entropy Labels in MPLS Forwarding", [RFC 6790](#), DOI 10.17487/RFC6790, November 2012, <<https://www.rfc-editor.org/info/rfc6790>>.
- [RFC7665] Halpern, J., Ed. and C. Pignataro, Ed., "Service Function Chaining (SFC) Architecture", [RFC 7665](#), DOI 10.17487/RFC7665, October 2015, <<https://www.rfc-editor.org/info/rfc7665>>.

### Authors' Addresses

Adrian Farrel  
Juniper Networks

Email: [afarrel@juniper.net](mailto:afarrel@juniper.net)

Stewart Bryant  
Huawei

Email: [stewart.bryant@gmail.com](mailto:stewart.bryant@gmail.com)

John Drake  
Juniper Networks

Email: [jdrake@juniper.net](mailto:jdrake@juniper.net)

