

IP Next Generation Overview
<[draft-hinden-ipng-overview-00.txt](#)>

Abstract

This document presents an overview of the protocol which was recommended as the Next Generation of IP by the IPng Area Directors of the Internet Engineering Task Force at the Toronto IETF Meeting on July 25, 1994 [[RECM](#)].

Status of this Memo

This document is an Internet-Draft. Internet-Drafts are working documents of the Internet Engineering Task Force (IETF), its areas, and its working groups. Note that other groups may also distribute working documents as Internet-Drafts.

Internet-Drafts are draft documents valid for a maximum of six months and may be updated, replaced, or obsoleted by other documents at any time. It is inappropriate to use Internet- Drafts as reference material or to cite them other than as ``work in progress.''

To learn the current status of any Internet-Draft, please check the ``1id-abstracts.txt'' listing contained in the Internet- Drafts Shadow Directories on ds.internic.net (US East Coast), nic.nordu.net (Europe), ftp.isi.edu (US West Coast), or munnari.oz.au (Pacific Rim).

This Internet Draft expires on April 1, 1995.

Distribution of this memo is unlimited.

1. Introduction

This document presents an overview of the Next Generation Internet Protocol which was recommended by the IPng Area Directors of the Internet Engineering Task Force at the Toronto IETF meeting on July 25, [1994 \[RECM\]](#). The formal name of this protocol is IPv6 (where the "6" refers to it being assigned version number 6). The current version of the Internet Protocol is version 4 (referred to as IPv4).

This overview is intended to give the reader an overview of the IPng protocol. For more detailed information the reader should consult the documents listed in the reference section.

IPng is a new version of IP which is designed to be an evolutionary step from IPv4. It is a natural increment to IPv4. It can be installed as a normal software upgrade in internet devices and is interoperable with the current IPv4. Its deployment strategy was designed to not have any "flag" days. IPng is designed to run well on high performance networks (e.g. ATM) and at the same time is still efficient for low bandwidth networks (e.g. wireless). In addition, it provides a platform for new internet functionality that will be required in the near future.

This white paper describes the work of IETF IPng working group. Several individuals deserve specific recognition. These include Steve Deering, Paul Francis, Bob Gilligan, Dave Crocker, Ran Atkinson, Jim Bound, Ross Callon, Bill Fink, Ramesh Govindan, Christian Huitema, Erik Nordmark, Tony Li, Dave Katz, Yakov Rekhter, Bill Simpson, and Sue Thompson.

2. Key Issues for the Next Generation of IP

There are several key issues that should be considered when reviewing the design of the next generation internet protocol. Some are very straightforward. For example the new protocol must be able to support large global internetworks. Others are less obvious. There must be a clear way to transition the current large installed base of IPv4 systems. It doesn't matter how good a new protocol is if there isn't a practical way to transition the current operational systems running IPv4 to the new protocol.

2.1 Growth

Growth is the basic issue which caused there to be a need for a next generation IP. If anything is to be learned from our experience with IPv4 it is that the addressing and routing must be capable of handling reasonable scenarios of future growth. It is important that we have an understanding of the past growth and where the future growth will come from.

Currently IPv4 serves what could be called the computer market. The computer market has been the driver of the growth of the Internet. It comprises the current Internet and countless other smaller internets which are not connected to the Internet. Its focus is to connect computers together in the large business, government, and university education markets. This market has been growing at an exponential rate. One measure of this is that the number of networks in current Internet (40,073 as of 10/4/94) is doubling approximately every 12 months. The computers which are used at the endpoints of internet communications range from PC's to Supercomputers. Most are attached to Local Area Networks (LANs) and the vast majority are not mobile.

The next phase of growth will probably not be driven by the computer market. While the computer market will continue to grow at significant rates due to expansion into other areas such as schools (elementary through high school) and small businesses, it is doubtful it will continue to grow at an exponential rate. What is likely to happen is that other kinds of markets will develop. These markets will fall into several areas. They all have the characteristic that they are extremely large. They also bring with them a new set of requirements which were not as evident in the early stages of IPv4 deployment. The new markets are also likely to happen in parallel with one another. It may turn out that we will look back on the last ten years of Internet growth as the time when the Internet was small and only doubling every year. The challenge for an IPng is to provide a solution which solves today's problems and is attractive in these emerging markets.

Nomadic personal computing devices seem certain to become ubiquitous as their prices drop and their capabilities increase. A key capability is that they will be networked. Unlike the majority of today's networked computers they will support a variety of types of network attachments. When disconnected they will use RF wireless networks, when used in networked facilities they will use infrared attachment, and when docked they will use physical wires. This makes them an ideal candidate for internetworking technology as they will need a common protocol which can work over a variety of physical networks. These types of devices will become consumer devices and will replace the current generation of cellular phones, pagers, and personal digital assistants. In addition to the obvious requirement of an internet protocol which can support large scale routing and addressing, they will require an internet protocol which imposes a low overhead and supports auto configuration and mobility as a basic element. The nature of nomadic computing requires an internet protocol to have built in authentication and confidentiality. It also goes without saying that these devices will need to communicate with the current generation of computers. The requirement for low overhead comes from the wireless media. Unlike LAN's which will be very high speed, the wireless media will be several orders of magnitude slower due to constraints on available frequencies,

spectrum allocation, error rates, and power consumption.

Another market is networked entertainment. The first signs of this emerging market are the proposals being discussed for 500 channels of television, video on demand, etc. This is clearly a consumer market. The possibility is that every television set will become an Internet host. As the world of digital high definition television approaches, the differences between a computer and a television will diminish. As in the previous market, this market will require an Internet protocol which supports large scale routing and addressing, and auto configuration. This market also requires a protocol suite which imposes the minimum overhead to get the job done. Cost will be the major factor in the selection of an appropriate technology.

Another market which could use the next generation IP is device control. This consists of the control of everyday devices such as lighting equipment, heating and cooling equipment, motors, and other types of equipment which are currently controlled via analog switches and in aggregate consume considerable amounts of electrical power. The size of this market is enormous and requires solutions which are simple, robust, easy to use, and very low cost. The potential pay-back is that networked control of devices will result in cost savings which are extremely large.

The challenge the IETF faced in the selection of an IPng is to pick a protocol which meets today's requirements and also matches the requirements of these emerging markets. These markets will happen with or without an IETF IPng. If the IETF IPng is a good match for these new markets it is likely to be used. If not, these markets will develop something else. They will not wait for an IETF solution. If this should happen it is probable that because of the size and scale of the new markets the IETF protocol would be supplanted. If the IETF IPng is not appropriate for use in these markets, it is also probable that they will each develop their own protocols, perhaps proprietary. These new protocols would not interoperate with each other. The opportunity for the IETF is to select an IPng which has a reasonable chance to be used in these emerging markets. This would have the very desirable outcome of creating an immense, interoperable, world-wide information infrastructure created with open protocols. The alternative is a world of disjoint networks with protocols controlled by individual vendors.

2.2. Transition

At some point in the next three to seven years the Internet will require a deployed new version of the Internet protocol. Two factors are driving this: routing and addressing. Global internet routing based on the on 32-bit addresses of IPv4 is becoming increasingly strained. IPv4 address do not provide enough flexibility to construct efficient

hierarchies which can be aggregated. The deployment of Classless Inter-Domain Routing [[CIDR](#)] is extending the life time of IPv4 routing by a number of years, the effort to manage the routing will continue to increase. Even if the IPv4 routing can be scaled to support a full IPv4 Internet, the Internet will eventually run out of network numbers. There is no question that an IPng is needed, but only a question of when.

The challenge for an IPng is for its transition to be complete before IPv4 routing and addressing break. The transition will be much easier if IPv4 address are still globally unique. The two transition requirements which are the most important are flexibility of deployment and the ability for IPv4 hosts to communicate with IPng hosts. There will be IPng-only hosts, just as there will be IPv4-only hosts. The capability must exist for IPng-only hosts to communicate with IPv4-only hosts globally while IPv4 addresses are globally unique.

The deployment strategy for an IPng must be as flexible as possible. The Internet is too large for any kind of controlled rollout to be successful. The importance of flexibility in an IPng and the need for interoperability between IPv4 and IPng was well stated in a message to the sipp mailing list by Bill Fink, who is responsible for a portion of NASA's operational internet. In his message he said:

"Being a network manager and thereby representing the interests of a significant number of users, from my perspective it's safe to say that the transition and interoperation aspects of any IPng is *the* key first element, without which any other significant advantages won't be able to be integrated into the user's network environment. I also don't think it wise to think of the transition as just a painful phase we'll have to endure en route to a pure IPng environment, since the transition/coexistence period undoubtedly will last at least a decade and may very well continue for the entire lifetime of IPng, until it's replaced with IPngng and a new transition. I might wish it was otherwise but I fear they are facts of life given the immense installed base.

"Given this situation, and the reality that it won't be feasible to coordinate all the infrastructure changes even at the national and regional levels, it is imperative that the transition capabilities support the ability to deploy the IPng in the piecemeal fashion... with no requirement to need to coordinate local changes with other changes elsewhere in the Internet...

"I realize that support for the transition and coexistence capabilities may be a major part of the IPng effort and may cause some headaches for the designers and developers, but I think it is a duty that can't be shirked and the necessary price that must be paid

to provide as seamless an environment as possible to the end user and his basic network services such as e-mail, ftp, gopher, X-Window clients, etc...

"The bottom line for me is that we must have interoperability during the extended transition period for the base IPv4 functionality..."

Another way to think about the requirement for compatibility with IPv4 is to look at other product areas. In the product world, backwards compatibility is very important. Vendors who do not provide backward compatibility for their customers usually find they do not have many customers left. For example, chip makers put considerable effort into making sure that new versions of their processor always run all of the software that ran on the previous model. It is unlikely that Intel would develop a new processor in the X86 family that did not run DOS and the tens of thousands of applications which run on the current versions of X86's.

Operating system vendors go to great lengths to make sure new versions of their operating systems are binary compatible with their old version. For example the labels on most PC or MAC software usually indicate that they require OS version XX or greater. It would be foolish for Microsoft come out with a new version of Windows which did not run the applications which ran on the previous version. Microsoft even provides the ability for windows applications to run on their new OS NT. This is an important feature. They understand that it was very important to make sure that the applications which run on Windows also run on NT.

The same requirement is also true for IPng. The Internet has a large installed base. Features need to be designed into an IPng to make the transition as easy as possible. As with processors and operating systems, it must be backwards compatible with IPv4. Other protocols have tried to replace TCP/IP, for example XTP and OSI. One element in their failure to reach widespread acceptance was that neither had any transition strategy other than running in parallel (sometimes called dual stack). New features alone are not adequate to motivate users to deploy new protocols. IPng must have a great transition strategy and new features.

3. History of the IPng Effort

The IPng protocol represents the evolution of many different IETF proposals and working groups focused on developing an IPng. It represents over three years of effort focused on this topic. A brief history follows:

By the Winter of 1992 the Internet community had developed four separate

proposals for IPng. These were "CNAT", "IP Encaps", "Nimrod", and "Simple CLNP". By December 1992 three more proposals followed; "The P Internet Protocol" (PIP), "The Simple Internet Protocol" (SIP) and "TP/IX". In the Spring of 1992 the "Simple CLNP" evolved into "TCP and UDP with Bigger Addresses" (TUBA) and "IP Encaps" evolved into "IP Address Encapsulation" (IPAE).

By the fall of 1993, IPAE merged with SIP while still maintaining the name SIP. This group later merged with PIP and the resulting working group called themselves "Simple Internet Protocol Plus" (SIPP). At about the same time the TP/IX Working Group changed its name to "Common Architecture for the Internet" (CATNIP).

The IPng area directors made a recommendation for an IPng in July of [1994](#). **This recommendation, from [\[RECM\]](#), includes the following elements:**

- o Current address assignment policies are adequate.
- o There is no current need to reclaim underutilized assigned network numbers.
- o There is no current need to renumber major portions of the Internet.
- o CIDR-style assignments of parts of unassigned Class A address space should be considered.
- o "Simple Internet Protocol Plus (SIPP) Spec. (128 bit ver)" [\[SIPP\]](#) be adopted as the basis for IPng.
- o The documents listed in [Appendix C](#) be the foundation of the IPng effort.
- o An IPng Working Group be formed, chaired by Steve Deering and Ross Callon.
- o Robert Hinden be the document editor for the IPng effort.
- o An IPng Reviewer be appointed and that Dave Clark be the reviewer.
- o An Address Autoconfiguration Working Group be formed, chaired by Dave Katz and Sue Thomson.
- o An IPng Transition Working Group be formed, chaired by Bob Gilligan and TBA.
- o The Transition and Coexistence Including Testing Working Group be chartered.
- o Recommendations about the use of non-IPv6 addresses in IPv6 environments and IPv6 addresses in non-IPv6 environments be developed.
- o The IESG commission a review of all IETF standards documents for IPng implications.
- o The IESG task current IETF working groups to take IPng into account.
- o The IESG charter new working groups where needed to revise old standards documents.
- o Informational RFCs be solicited or developed describing a few

specific IPng APIs.

- o The IPng Area and Area Directorate continue until main documents are offered as Proposed Standards in late 1994.
- o Support for the Authentication Header be required.
- o Support for a specific authentication algorithm be required.
- o Support for the Privacy Header be required.
- o Support for a specific privacy algorithm be required.
- o An "IPng framework for firewalls" be developed.

4. IPng Overview

IPng is a new version of the Internet Protocol, designed as a successor to IP version 4 [[IPV4](#)]. IPng is assigned IP version number 6 and is formally called IPv6 [[IPNG](#)].

IPng was designed to take an evolutionary step from IPv4. It was not a design goal to take a radical step away from IPv4. Functions which work in IPv4 were kept in IPng. Functions which didn't work were removed. The changes from IPv4 to IPng fall primarily into the following categories:

- o Expanded Routing and Addressing Capabilities

IPng increases the IP address size from 32 bits to 128 bits, to support more levels of addressing hierarchy and a much greater number of addressable nodes, and simpler auto-configuration of addresses.

The scalability of multicast routing is improved by adding a "scope" field to multicast addresses.

A new type of address called a "cluster address" is defined, to identify topological regions rather than individual nodes. The use of cluster addresses in the IPng source route allows nodes to control the path which their traffic flows.

- o Header Format Simplification

Some IPv4 header fields have been dropped or made optional, to reduce the common-case processing cost of packet handling and to keep the bandwidth cost of the IPng header as low as possible despite the increased size of the addresses. Even though the IPng addresses are four times longer than the IPv4 addresses, the IPng header is only twice the size of the IPv4 header.

- o Improved Support for Options

Changes in the way IP header options are encoded allows for more

Version	4-bit Internet Protocol version number = 6.
Flow Label	28-bit field. See IPng Quality of Service section.
Payload Length	16-bit unsigned integer. Length of payload, i.e., the rest of the packet following the IPng header, in octets.
Next Header	8-bit selector. Identifies the type of header immediately following the IPng header. Uses the same values as the IPv4 Protocol field [RFC-1340].
Hop Limit	8-bit unsigned integer. Decremented by 1 by each node that forwards the packet. The packet is discarded if Hop Limit is decremented to zero.
Source Address	128 bits. An address of the initial sender of the packet. See [ADDR] for details.
Destination Address	128 bits. An address of the intended recipient of the packet (possibly not the ultimate recipient, if an optional Routing Header is present).

4.2 IPng Options

IPng includes an improved option mechanism over IPv4. IPng options are placed in separate headers that are located between the IPng header and the transport-layer header in a packet. Most IPng option headers are not examined or processed by any router along a packet's delivery path until it arrives at its final destination. This facilitates a major improvement in router performance for packets containing options. In IPv4 the presence of any options requires the router to examine all options. The other improvement is that unlike IPv4, IPng options can be of arbitrary length and the total amount of options carried in a packet is not limited to 40 bytes. This feature plus the manner in which they are processed, permits IPng options to be used for functions which were not practical in IPv4. A good example of this is the IPng Authentication and Security Encapsulation options.

In order to improve the performance when handling subsequent option headers and the transport protocol which follows, IPng options are always an integer multiple of 8 octets long, in order to retain this alignment for subsequent headers.

The IPng option headers which are currently defined are:

Option -----	Function -----
Routing	Extended Routing (like IPv4 loose source route).
Fragmentation	Fragmentation and Reassembly.
Authentication	Integrity and Authentication.
Security Encapsulation	Confidentiality.
Hop-by-Hop Option	Special options which require hop by hop processing.
End-to-End Options	Optional information to be examined by the destination node.

4.3 IPng Addressing

IPng addresses are 128-bits long and are identifiers for individual nodes and sets of nodes. There are three types of IPng addresses. These are unicast, cluster, and multicast. Unicast addresses identify a single node. Cluster addresses identify a group of nodes, that share a common address prefix, such that a packet sent to a cluster address will be delivered to one member of the group. Multicast addresses identify a group of nodes, such that a packet sent to a multicast address is delivered to all of the nodes in the group.

IPng supports addresses which are four times the number of bits as IPv4 addresses (128 vs. 32). This is 4 Billion times 4 Billion (2^{96}) times the size of the IPv4 address space (2^{32}). This works out to be:

340,282,366,920,938,463,463,374,607,431,768,211,456

This is an extremely large address space. In a theoretical sense this is approximately 665,570,793,348,866,943,898,599 addresses per square meter of the surface of the planet Earth (assuming the earth surface is 511,263,971,197,990 square meters).

In more practical terms the assignment and routing of addresses requires the creation of hierarchies which reduces the efficiency of the usage of the address space. Christian Huitema performed an analysis in [\[EFFC\]](#) which evaluated the efficiency of other addressing architectures (including the French telephone system, USA telephone systems, current internet using IPv4, and IEEE 802 nodes). He concluded that 128bit IPng addresses could accommodate between 8×10^{17} to 2×10^{33} nodes assuming efficiency in the same ranges as the other addressing architectures. Even his most pessimistic estimate this would provide 1,564 for addresses per square meter of the surface of the planet Earth. The optimistic estimate would allow for 3,911,873,538,269,506,102 addresses

per square meter of the surface of the planet Earth.

The specific type of IPng address is indicated by the leading bits in the address. The variable-length field comprising these leading bits is called the Format Prefix (FP). The initial allocation of these prefixes is as follows:

Allocation	Prefix (binary)	Fraction of Address Space
-----	-----	-----
Reserved	0000 0000	1/256
Reserved	0000 0001	1/256
NSAP Allocation	0000 001	1/128
IPX Allocation	0000 010	1/128
Reserved	0000 011	1/128
Reserved	0000 100	1/128
Reserved	0000 101	1/128
Reserved	0000 110	1/128
Reserved	0000 111	1/128
Reserved	0001	1/16
Reserved	001	1/8
Provider-Based Unicast Address	010	1/8
Reserved	011	1/8
Reserved for Geographic Addresses	100	1/8
Reserved	101	1/8
Reserved	110	1/8
Reserved	1110	1/16
Reserved	1111 0	1/32
Reserved	1111 10	1/64
Reserved	1111 110	1/128
Local Use Addresses	1111 1110	1/256
Multicast Addresses	1111 1111	1/256

This allocation supports the direct allocation of provider addresses, NSAP addresses, IPX addresses, local use addresses, and multicast addresses. Space is reserved for geographic addresses. The remainder of the address space is reserved for future use. This can be used for expansion of existing use (e.g. additional provider addresses, IPX addresses, etc.) or new uses (e.g. separate locators and EID).

Fifteen percent of the address space is initially allocated. The remaining 85% is reserved for future use.

4.3.1 Unicast Addresses

There are several forms of unicast address assignment in IPv6. These are global provider hierarchical unicast addresses, geographical

hierarchical addresses, NSAP hierarchical addresses, IPX hierarchical addresses, local-use addresses, and IP-only host addresses. Additional addresses types can be defined in the future. The assignment plan for unicast addresses is described in [[ALLO](#)] and [[ASSN](#)].

4.3.1.1 Provider Based Unicast Addresses

Provider based unicast addresses are used for global communication. They are similar in function to IPv4 addresses under CIDR. Their format is:

3	n bits		m bits		p bits		125-n-m-p	
+-----+-----+-----+-----+-----+								
010	PROVIDER ID		SUBSCRIBER ID		SUBNET ID		NODE ID	
+-----+-----+-----+-----+-----+								

The first 3 bits identify the address as a provider-oriented address. A provider ID is assigned to internet service providers, which then assign portions of the address space to subscribers. This usage is similar to assignment of IP addresses under CIDR. The SUBSCRIBER ID distinguishes among multiple subscribers attached to the provider identified by the PROVIDER ID. The SUBNET ID identifies a topologically connected group of nodes within the subscriber network identified by the subscriber prefix. The NODE ID identifies a single node among the group of nodes identified by the subnet prefix.

4.3.1.2 Local-Use Address

A local-use address is a unicast address that has only local routability scope (within the subnet or within a subscriber network), and may have local or global uniqueness scope. They are intended for use inside of a site for "plug and play" local communication and for bootstrapping up to a single global addresses. Their format is:

8			n bits		m bits		p bits	
+-----+-----+-----+-----+-----+								
11111110	0		SUBNET ID		NODE ID			
+-----+-----+-----+-----+-----+								

The NODE ID is an identifier which much be unique in the domain in which it is being used. In most cases these will use a node's IEEE-802 48bit address. The SUBNET ID identifies a specific subnet in a site. The combination of the SUBNET ID and the NODE ID to form a local use address allows a large private internet to be constructed without any other address allocation.

Local-use addresses allow organizations that are not (yet) connected to

the global Internet to operate with out the need to request an address prefix from the global Internet address space. Local-use addresses can be used instead. If the organization later connects to the global Internet, it can use it's SUBNET ID and NODE ID in combination with a global prefix (e.g. PROVIDER ID + SUBSCRIBER ID) to create a global address.

4.3.1.3 IPv4-Only Addresses

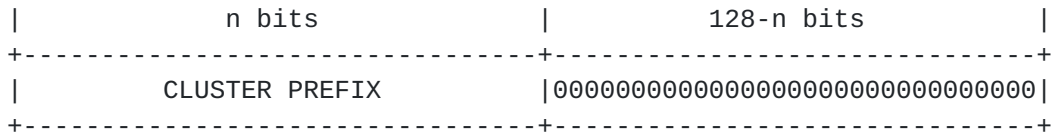
IPng unicast addresses are assigned to IPv4-only hosts as part of the SIT scheme for transition from IPv4 to IPng [SIT]. Such addresses have the following form:



The high-order 80bits of the address identify the address as an IPv4 address. Bits 80-95 distinguish between an IPv4 only node and an IPng node.

4.3.2 Cluster Addresses

Cluster addresses are unicast addresses that are used to reach the "nearest" one (according to unicast routings notion of nearest) of the set of boundary routers of a cluster of nodes identified by a common prefix in the IPng unicast routing hierarchy. These are used to identify a set of nodes. The cluster address, when used as part of an route sequence, permits a node to select which of several providers it wants to carry its traffic. A cluster address can only be used as a destination address. In this example there would be a cluster address for each provider. This capability is sometimes called "source selected policies". Cluster addresses have the general form:



4.3.3 Multicast Addresses

A IPng multicast address is an identifier for a group of nodes. A node may belong to any number of multicast groups. Multicast addresses have the following format:



Where:

11111111 at the start of the address identifies the address as being a multicast address.

```

FLGS is a set of 4 flags:      +-+--+--+
                               |0|0|0|T|
                               +-+--+--+

```

The high-order 3 flags are reserved, and must be initialized to 0.

T = 0 indicates a permanently-assigned ("well-known") multicast address, assigned by the global internet numbering authority.

T = 1 indicates a non-permanently-assigned ("transient") multicast address.

SCOP is a 4-bit multicast scope value used to limit the scope of the multicast group. The values are:

- | | |
|--------------------|----------------------------|
| 0 reserved | 8 intra-organization scope |
| 1 intra-node scope | 9 (unassigned) |
| 2 intra-link scope | A (unassigned) |
| 3 (unassigned) | B intra-community scope |
| 4 (unassigned) | C (unassigned) |
| 5 intra-site scope | D (unassigned) |
| 6 (unassigned) | E global scope |
| 7 (unassigned) | F reserved |

GROUP ID identifies the multicast group, either permanent or transient, within the given scope.

4.4 IPng Routing

Routing in IPng is almost identical to IPv4 routing under CIDR except that the addresses are 128-bit IPng addresses instead of 32-bit IPv4 addresses. With very straightforward extensions, all of IPv4's routing algorithms (OSPF, RIP, IDRP, ISIS, etc.) can used to route IPng.

IPng also includes simple routing extensions which support powerful new routing functionality. These capabilities include:

- Provider Selection (based on policy, performance, cost, etc.)
- Host Mobility (route to current location)
- Auto-Readdressing (route to new address)

The new routing functionality is obtained by creating sequences of IPng addresses using the IPng Routing option. The routing option is used by a IPng source to list one or more intermediate nodes (or topological clusters) to be "visited" on the way to a packet's destination. This function is very similar in function to IPv4's Loose Source and Record Route option.

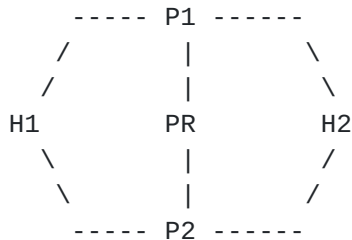
In order to make address sequences a general function, IPng hosts are required to reverse routes in a packet it receives containing address sequences in order to return the packet to its originator. This approach is taken to make IPng host implementations from the start support the handling and reversal of source routes. This is the key for allowing them to work with hosts which implement the new features such as provider selection or extended addresses.

Three examples show how the address sequences can be used. In these examples, address sequences are shown by a list of individual addresses separated by commas. For example:

SRC, I1, I2, I3, DST

Where the first address is the source address, the last address is the destination address, and the middle addresses are intermediate addresses.

For these examples assume that two hosts, H1 and H2 wish to communicate. Assume that H1 and H2's sites are both connected to providers P1 and P2. A third wireless provider, PR, is connected to both providers P1 and P2.



The simplest case (no use of address sequences) is when H1 wants to send a packet to H2 containing the addresses:

H1, H2

When H2 replied it would reverse the addresses and construct a packet

containing the addresses:

H2, H1

In this example either provider could be used, and H1 and H2 would not be able to select which provider traffic would be sent to and received from.

If H1 decides that it wants to enforce a policy that all communication to/from H2 can only use provider P1, it would construct a packet containing the address sequence:

H1, P1, H2

This ensures that when H2 replies to H1, it will reverse the route and the reply it would also travel over P1. The addresses in H2's reply would look like:

H2, P1, H1

If H1 became mobile and moved to provider PR, it could maintain (not breaking any transport connections) communication with H2, by sending packets that contain the address sequence:

H1, PR, P1, H2

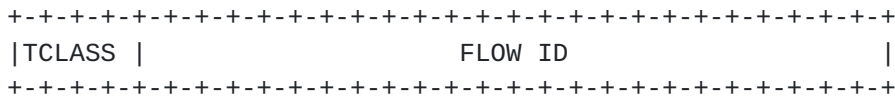
This would ensure that when H2 replied it would enforce H1's policy of exclusive use of provider P1 and send the packet to H1 new location on provider PR. The reversed address sequence would be:

H2, P1, PR, H1

The address sequence facility of IPng can be used for provider selection, mobility, and readdressing. It is a simple but powerful capability.

4.5 IPng Quality-of-Service Capabilities

The Flow Label field in the IPng header may be used by a host to label those packets for which it requests special handling by IPng routers, such as non-default quality of service or "real-time" service. This labeling is important in order to support applications which require some degree of consistent throughput, delay, and/or jitter. The Flow Label is a 28-bit field, internally structured into two subfields as follows:



TCLASS 4-bit traffic class

FLOW ID 24-bit flow identifier

A flow is a sequence of packets sent from a particular source to a particular (unicast or multicast) destination for which the source desires special handling by the intervening routers. The nature of that special handling might be conveyed to the routers by a control protocol, such as a resource reservation protocol, or by information within the flow's packets themselves, e.g., in a hop-by-hop option.

There may be multiple active flows from a source to a destination, as well as traffic that is not associated with any flow. A flow is identified by the combination of a Source Address and a non-zero FLOW ID. Packets that do not belong to a flow carry a FLOW ID of zero.

A FLOW ID is assigned to a flow by the flow's source node. New FLOW IDs must be chosen (pseudo-)randomly and uniformly from the range 1 to FFFFFFF hex. The purpose of the random allocation is to make any set of bits within the FLOW ID suitable for use as a hash key by the routers, for looking up the special-handling state associated with the flow. A FLOW ID must not be re-used by a source for a new flow while any state associated with the previous usage still exists in any router.

The TCLASS subfield provides a means separate from the FLOW ID for a source to identify the desired delivery priority of its packets, relative to other packets from the same source. The TCLASS values are divided into two ranges: values 0 through 7 are used to label flow-controlled packets, e.g., packets that belong to a TCP connection, and values 8 through 15 are used to label non-flow-controlled packets, e.g., "real-time" packets being sent without any flow-control feedback from the receivers.

For flow-controlled traffic, the following TCLASS values are recommended for particular application categories:

- 0 - uncharacterized traffic
- 1 - "filler" traffic (e.g., netnews)
- 2 - unattended data transfer (e.g., email)
- 3 - (reserved)
- 4 - attended bulk transfer (e.g., FTP, NFS)
- 5 - (reserved)
- 6 - interactive traffic (e.g., telnet, X)
- 7 - internet control traffic (e.g., routing protocols, SNMP)

For non-flow-controlled traffic, the lowest TCLASS value (8) should be used for those packets that the sender is most willing to have discarded under conditions of congestion (e.g., high-fidelity video traffic), and the highest value (15) should be used for those packets that the sender is least willing to have discarded (e.g., low-fidelity audio traffic). There is no relative ordering implied between the flow-controlled classes and the non-flow-controlled classes.

4.6 IPng Security

The current Internet has a number of security problems and lacks effective privacy and authentication mechanisms below the application layer. IPng remedies these shortcomings by having two integrated options that provide security services. These two options may be used singly or together to provide differing levels of security to different users. This is very important because different user communities have different security needs.

The first mechanism, called the "IPng Authentication Header", is an option which provides authentication and integrity (without confidentiality) to IPng datagrams. While the option is algorithm-independent and will support many different authentication techniques, the use of keyed MD5 is proposed to help ensure interoperability within the worldwide Internet. This can be used to eliminate a significant class of network attacks, including host masquerading attacks. The use of the IPng Authentication Header is particularly important when source routing is used with IPng because of the known risks in IP source routing. Its placement at the internet layer can help provide host origin authentication to those upper layer protocols and services that currently lack meaningful protections. This mechanism should be exportable by vendors in the United States and other countries with similar export restrictions because it only provides authentication and integrity, and specifically does not provide confidentiality. The exportability of the IPng Authentication Header encourages its widespread implementation and use.

The second security option provided with IPng is the "IPng Encapsulating Security Header". This mechanism provides integrity and confidentiality to IPng datagrams. It is simpler than some similar security protocols (e.g. SP3D, ISO NLSP) but remains flexible and algorithm-independent. To achieve interoperability within the global Internet, the use of DES CBC is being used as the standard algorithm for use with the IPng Encapsulating Security Header.

5. IPng Transition Mechanisms

The key transition objective is to allow IPv6 and IPv4 hosts to interoperate. A second objective is to allow IPv6 hosts and routers to be deployed in the Internet in a highly diffuse and incremental fashion, with few interdependencies. A third objective is that the transition should be as easy as possible for end-users, system administrators, and network operators to understand and carry out.

The Simple IP version Six Transition (SIT) is a set of protocol mechanisms implemented in hosts and routers, along with some operational guidelines for addressing and deployment, designed to make transitioning the Internet to IPv6 work with as little disruption as possible [[SIT](#)].

SIT provides a number of features, including:

- Incremental upgrade and deployment. Individual IPv4 hosts and routers may be upgraded to IPv6 one at a time without requiring any other hosts or routers to be upgraded at the same time. New IPv6 hosts and routers can be installed one by one.
- Minimal upgrade dependencies. The only prerequisite to upgrading hosts to IPv6 is that the DNS server must first be upgraded to handle IPv6 address records. There are no pre-requisites to upgrading routers.
- Easy Addressing. When existing installed IPv4 hosts or routers are upgraded to IPv6, they may continue to use their existing address. They do not need to be assigned new addresses. Administrators do not need to draft new addressing plans.
- Low start-up costs. Little or no preparation work is needed in order to upgrade existing IPv4 systems to IPv6, or to deploy new IPv6 systems.

The mechanisms employed by SIT include:

- An IPv6 addressing structure that embeds IPv4 addresses within IPv6 addresses, and encodes other information used by the transition mechanisms.
- A model of deployment where all hosts and routers upgraded to IPv6 in the early transition phase are "dual" capable (i.e. implement complete IPv4 and IPv6 protocol stacks).
- The technique of encapsulating IPv6 packets within IPv4 headers to carry them over segments of the end-to-end path where the routers have not yet been upgraded to IPv6.

- The header translation technique to allow the eventual introduction of routing topologies that route only IPv6 traffic, and the deployment of hosts that support only IPv6. Use of this technique is optional, and would be used in the later phase of transition if it is used at all.

SIT ensures that IPv6 hosts can interoperate with IPv4 hosts anywhere in the Internet up until the time when IPv4 addresses run out, and allows IPv6 and IPv4 hosts within a limited scope to interoperate indefinitely after that. This feature protects the huge investment users have made in IPv4. SIT ensures that IPv6 does not render IPv4 obsolete. Hosts that need only a limited connectivity range (e.g. printers) need never be upgraded to IPv6.

The incremental upgrade features of SIT allow the host and router vendors to integrate IPv6 into their product lines at their own pace, and allows the end users and network operators to deploy IPng on their own schedules.

6. Why IPng?

There are a number of reasons why IPng is appropriate for the next generation of the Internet Protocol. It solves the Internet scaling problem, provides a flexible transition mechanism for the current Internet, and was designed to meet the needs of new markets such as nomadic personal computing devices, networked entertainment, and device control. It does this in a evolutionary way which reduces the risk of architectural problems.

Ease of transition is a key point in the design of IPng. It is not something was was added in at the end. IPng is designed to interoperate with IPv4. Specific mechanisms (embedded IPv4 addresses, pseudo-checksum rules etc.) were built into IPng to support transition and compatability with IPv4. It was designed to permit a gradual and piecemeal deployment with a minimum of dependencies.

IPng supports large hierarchical addresses which will allow the Internet to continue to grow and provide new routing capabilities not built into IPv4. It has cluster addresses which can be used for policy route selection and has scoped multicast addresses which provide improved scalability over IPv4 multicast. It also has local use addresses which provide the ability for "plug and play" installation.

The address structure of IPng was also designed to support carrying the addresses of other internet protocol suites. Space was allocated in the addressing plan for IPX and NSAP addresses. This was done to facilitate migration of these internet protocols to IPng.

IPng is designed to have performance better than IPv4 and still work well in low bandwidth applications like wireless. Its headers are less expensive to process than IPv4 and its 128-bit addresses are chosen to be well matched to the new generation of 64bit processors. Its compact header minimizes bandwidth overhead which makes it appropriate for wireless use.

IPng provides a platform for new Internet functionality. This includes support for real-time flows, provider selection, host mobility, end-to-end security, auto-configuration, and auto-reconfiguration.

In summary, IPng is a new version of IP. It can be installed as a normal software upgrade in internet devices. It is interoperable with the current IPv4. Its deployment strategy was designed to not have any "flag" days. IPng is designed to run well on high performance networks (e.g. ATM) and at the same time is still efficient for low bandwidth networks (e.g. wireless). In addition, it provides a platform for new internet functionality that will be required in the near future.

7. Where to Get Additional Information

The documentation listed in the reference sections can be found in one of the IETF internet draft directories or in the archive site for the IPng working group. This is located at:

ftp.parc.xerox.com in the /pub/ipng directory.

In addition other material relating to IPng (such as postscript versions of presentations on IPng) can also be found in the IPng working group archive.

To join the IPng working group, send an electronic mail message to:

majordomo@sunroof.eng.sun.com

with

subscribe ipng

in the body portion of the message.

An archive of mail sent to this mailing list can be found in the IETF directories at cnri.reston.va.us.

8. Information about the Author

Robert M. Hinden
Manager, Internet Engineering
Sun Microsystems, Inc.
MS MTV5-44

2550 Garcia Ave.
Mt. View, CA 94303
USA

TEL: (415) 336-2082
FAX: (415) 336-6016
EMAIL: hinden@eng.sun.com

8. References

- [ADDR] R. Hinden, Editor, "IP Next Generation Addressing Architecture", Internet Draft, [draft-hinden-ipng-addr-00.txt](#), October 1994.
- [ASSN] T.Li, P. Lothberg, Y. Rekhter, "IPv6 Provider Unicast Address Assignment", Internet Draft, In Preparation.
- [ALLO] Y. Rekhter, T. Li, "An Architecture for IPv6 Unicast Address Allocation", Internet Draft, [draft-rekhter-ipng-arch-IPv6-addr-01.txt](#), October 1994.
- [AUTH] R. Atkinson, "IPv6 Authentication Header", Internet Draft, [draft-ietf-sipp-ap-04.txt](#), August 1994.
- [AUTO] D. Katz, S. Thomson, "Automatic Host Address Assignment in IPv6", Internet Draft, In Preparation.
- [CIDR] V. Fuller, et al, "Supernetting: an Address Assignment and Aggregation Strategy", [RFC 1338](#).
- [COMP] W. Simpson, "IPv6 Header Compression", Internet Draft, [draft-simpson-ipv6-hc-00.txt](#), September 1994.
- [DISC] W. Simpson, "IPv6 Neighbor Discovery -- Processing", Internet Draft, [draft-simpson-ipv6-discov-process-00.txt](#), October 1994.
- [DIS2] W. Simpson, "IPv6 Neighbor Discovery -- ICMP Message Formats", Internet Draft, [draft-simpson-ipv6-discov-formats-00.txt](#), September 1994.
- [DHCP] S. Thomson, "IPng Extensions to BOOTP/DHCP", Internet Draft, In Preparation.
- [DNS] S. Thomson, C. Huitema, "DNS Extensions to support IP version 6", Internet Draft, <[draft-thomson-ipng-dns-00.txt](#)>, October 1994.
- [EFFC] C. Huitema, "The H Ratio for Address Assignment Efficiency" Internet Draft, In Preparation.
- [ICMP] S. Deering, A. Conta, "ICMP and IGMP for the Internet Protocol Version 6 (IPv6)", Internet Draft, In Preparation, October 1994.
- [IPNG] R. Hinden, Editor, "Internet Protocol, Version 6 (IPv6) Specification", Internet Draft, [draft-ietf-ipng-ipv6-spec-01.txt](#), October 1994.

- [IPV4] J. Postel, "Internet Protocol", [RFC-791](#), September, 1981.
- [RECM] S. Bradner, A. Mankin, "The Recommendation for the IP Next Generation Protocol", Internet Draft, <[draft-ipng-recommendation-00.txt](#)> September 1994.
- [SARC] R. Atkinson, "IPv6 Security Architecture" Internet Draft, [draft-ietf-sipp-sa-03.txt](#), September 1994.
- [SECR] R. Atkinson, "IPng Encapsulating Security Payload (ESP)", Internet Draft, In Perpetration.
- [SIPP] S. Deering, "Simple Internet Protocol Plus (SIPP) Specification (128-bit address version)", Internet Draft, [draft-ietf-sipp-spec-01.txt](#), July 1994.
- [SIT] R. Gilligan, "Simple IPv6 Transition (SIT) Overview, Internet Draft, In Perpetration.

