

TRILL Working Group
Internet-Draft
Intended Status: Standards Track
Expires: December 27, 2014

H. Zhai
ZTE
T. Senevirathne
Cisco Systems
R. Perlman
Intel Labs
D. Eastlake 3rd
M. Zhang
Y. Li
Huawei
June 25, 2014

RBridge: Pseudo-Nickname for Active-active Access
draft-hu-trill-pseudonode-nickname-08

Abstract

The IETF TRILL (TRansparent Interconnection of Lots of Links) protocol provides support for flow level multi-pathing for both unicast and multi-destination traffic in networks with arbitrary topology. Active-active access at the TRILL edge is the extension of these characteristics to end stations that are multiply connected to a TRILL campus. In this document, the edge RBridge (TRILL switch) group providing active-active access to such an end station can be represented as a Virtual RBridge. Based on the concept of Virtual RBridge along with its pseudo-nickname, this document facilitates the TRILL active-active access of such end stations.

Status of This Memo

This Internet-Draft is submitted to IETF in full conformance with the provisions of [BCP 78](#) and [BCP 79](#).

Internet-Drafts are working documents of the Internet Engineering Task Force (IETF), its areas, and its working groups. Note that other groups may also distribute working documents as Internet-Drafts.

Internet-Drafts are draft documents valid for a maximum of six months and may be updated, replaced, or obsoleted by other documents at any time. It is inappropriate to use Internet-Drafts as reference material or to cite them other than as "work in progress."

The list of current Internet-Drafts can be accessed at <http://www.ietf.org/lid-abstracts.html>

INTERNET DRAFT

Pseudo-Nickname

June 2014

The list of Internet-Draft Shadow Directories can be accessed at <http://www.ietf.org/shadow.html>

Copyright and License Notice

Copyright (c) 2014 IETF Trust and the persons identified as the document authors. All rights reserved.

This document is subject to [BCP 78](#) and the IETF Trust's Legal Provisions Relating to IETF Documents (<http://trustee.ietf.org/license-info>) in effect on the date of publication of this document. Please review these documents carefully, as they describe your rights and restrictions with respect to this document. Code Components extracted from this document must include Simplified BSD License text as described in Section 4.e of the Trust Legal Provisions and are provided without warranty as described in the Simplified BSD License.

Table of Contents

1.	Introduction	4
1.1.	Terminology and Acronyms	5
2.	Overview	6
3.	Virtual RBridge and its Pseudo-nickname	7
4.	Member RBridges Auto-Discovery	8
4.1.	Discovering Member RBridge for an RBV	9
4.2.	Selection of Pseudo-nickname for RBV	11
5.	Distribution Trees and Designated Forwarder	12
5.1.	Different Trees for Different Member RBridges	12
5.2.	Designated Forwarder for Member RBridges	13
5.3.	Ingress Nickname Filtering	15
6.	TRILL traffic Processing	16
6.1.	Native Frames Ingressing	16
6.2.	Egressing TRILL Data Packets	17
6.2.1.	Unicast TRILL Data Packets	17
6.2.2.	Multi-Destination TRILL Data Packets	18
7.	MAC Information Synchronization in Edge Group	18
8.	Member Link Failure in RBV	19
8.1.	Link Protection for Unicast Frame Egressing	20
9.	TLV Extensions for Edge RBridge Group	20

9.1.	MC-LAG Membership (LM) Sub-TLV	21
9.2.	PN-RBV sub-TLV	22
9.3.	MAC-RI-MC-LAG Boundary sub-TLVs	23
10.	OAM Frames	24
11.	Configuration Consistency	24

12.	Security Considerations	25
13.	IANA Considerations	25
14.	Acknowledgments	25
15.	Contributing Authors	25
16.	References	26
16.1.	Normative References	26
16.2.	Informative References	27
	Authors' Addresses	27

1. Introduction

The IETF TRILL protocol [[RFC6325](#)] provides optimal pair-wise data frame forwarding without configuration, safe forwarding even during periods of temporary loops, and support for multi-pathing of both unicast and multicast traffic. TRILL accomplishes this by using IS-IS [IS-IS] [[RFC7176](#)] link state routing and encapsulating traffic using a header that includes a hop count. Devices that implement TRILL are called R Bridges or TRILL switch.

In the base TRILL protocol, an end node can be attached to the TRILL campus via a point-to-point link or a shared link (such as a Local Area Network (LAN) segment). Although there might be more than one edge R Bridge on a shared link, to avoid potential forwarding loops, one and only one of the edge R Bridges is permitted to provide forwarding service for end station traffic in each VLAN (Virtual LAN). That R Bridge is referred to as Appointed Forwarder (AF) for the VLAN on the link [[RFC6325](#)] [[RFC6439](#)]. However, in some practical deployments, to increase the access bandwidth and reliability, an end station might multiply connect to several edge R Bridges and treat all of the uplinks as a Multi-Chassis Link Aggregation (MC-LAG) bundle. In this case, it's required that traffic can be ingressed/egressed into/from the TRILL campus by any of the R Bridges for each given VLAN. These R Bridges constitutes an Active-Active Edge (AAE) R Bridge group for the end station.

Traffic with the same VLAN and source MAC address but belonging to different flows might be sent by such an end station to different member R Bridges of the AAE group, and then is ingressed into TRILL

campus. When an RBridge receives such TRILL data packets ingressed by different RBridges, it learns different VLAN and MAC address to nickname correspondences continuously when decapsulating the packets. This issue is known as the "MAC flip-flopping" issue, which makes most TRILL switches behave badly and causes the returning traffic to reach the destination via different paths resulting in persistent re-ordering of the frames. In addition to this issue, other issues such as duplication egressing and loop of multi-destination frames may also disturb the end stations multiply connected to the member RBridges of an AAE group [[AAProb](#)].

Edge RBridge groups, which can be represented as a Virtual RBridge (RBv) and assigned a pseudo-nickname, address the AAE issues of TRILL in this document. A member RBridge of such a group uses the pseudo-nickname, instead of its own nickname, as the ingress RBridge nickname when ingressing frames received on attached MC-LAG links.

The main body of this document is organized as follows: [Section 2](#) gives an overview of the TRILL active-active access issues and the

reason that a virtual RBridge (RBv) is used to resolve the issues. [Section 3](#) gives the concept of virtual RBridge and its pseudo-nickname. [Section 4](#) describes how edge RBridges constitute an RBv automatically and get a pseudo-nickname for the RBv. [Section 5](#) discusses how to protect multi-destination traffic against disruption due to Reverse Forwarding Path (RPF) check failure, duplication and forwarding loop, etc. [Section 6](#) covers the special processing of native frames and TRILL data packets at member RBridges of an RBv (also referred to as an Active-Active Edge (AAE) RBridge group); followed by [Section 7](#), which describes the MAC information synchronization among the member RBridges of an RBv. [Section 8](#) discusses the protection against downlink failure at a member RBridge; and [Section 9](#) gives the necessary TLV extensions for AAE RBridge group.

[1.1](#). Terminology and Acronyms

This document uses the acronyms and terms defined in [[RFC6325](#)] [[AAProb](#)] and the following additional acronyms:

CE - As in [[CMT](#)], Classic Ethernet device (end station or bridge).

The device can be either physical or virtual equipment.

FGL - Fine-Grained Labeling or Fine-Grained Labeled or Fine-Grained Label [[RFC7172](#)].

AAE - Active-active Edge RBridge group, a group of edge RBridges to which at least one CE is multiply attached using MC-LAG. AAE is also referred to as edge group or Virtual RBridge in this document.

RBv - Virtual RBridge, an alias of active-active edge RBridge group in this document.

vDRB - The Designated RBridge in an RBv. It is responsible for deciding on a pseudo-nickname for the RBv.

OE flag - A flag used by the member RBridge of an MC-LAG to tell other edge RBridges whether it is willing to share an RBv with other MC-LAGs if they multiply attach to the same set of edge RBridges as it. If this flag for an MC-LAG is 1, it means that the MC-LAG needs to be served by an RBv by itself and is not willing to do the share, i.e., it should Occupy an RBv Exclusively (OE).

The key words "MUST", "MUST NOT", "REQUIRED", "SHALL", "SHALL NOT", "SHOULD", "SHOULD NOT", "RECOMMENDED", "MAY", and "OPTIONAL" in this document are to be interpreted as described in [RFC 2119](#) [[RFC2119](#)].

[2.](#) Overview

To minimize impact during failures and maximize available access bandwidth, end stations (referred to as CEs in this document) may be multiply connected to TRILL campus via multiple edge RBridges. Figure 1 shows such a typical deployment scenario, where CE1 attaches to RB1, RB2, ... RBk and treats all of the uplinks as a Multi-Chassis Link Aggregation (MC-LAG) bundle. Then RB1, RB2, ... RBk constitute an Active-active Edge (AAE) RBridge group for CE1 in this MC-LAG. Even if a member RBridge or an uplink fails, CE1 can still get frame forwarding service from TRILL campus if there are still member RBridges and uplinks available in the AAE group. Furthermore, CE1 can make flow-based load balancing across the available member links of the MC-LAG bundle in the AAE group when it communicates with other end stations across the TRILL campus [[AAProb](#)].

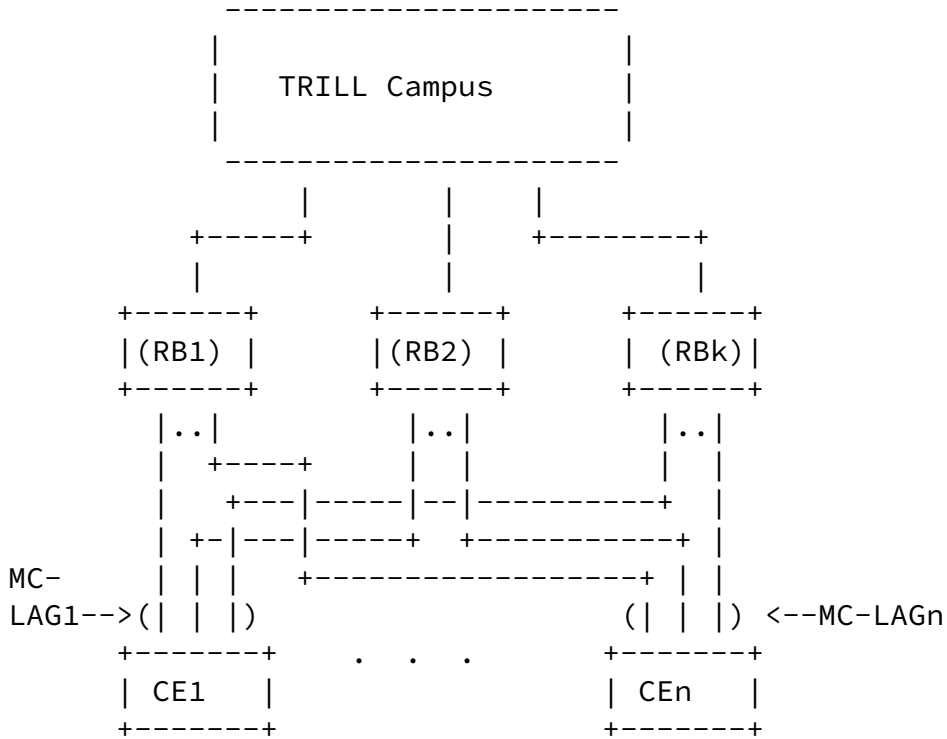


Figure 1 Active-Active Connection to TRILL Edge RBridges

By design, an MC-LAG (say MC-LAG1) does not forward packets received on one member port to other member ports. As a result, the TRILL Hello messages sent by one member RBridge (say RB1) via a port to CE1 will not be forwarded to other member RBridges by CE1. That is to say, member RBridges will not see each other's hellos via the MC-LAG. So every member RBridge of MC-LAG1 thinks of itself as appointed forwarder for all VLANs enabled on an MC-LAG1 link and can ingress/egress frames simultaneously in these VLANs. The simultaneous flow-based ingressing/egressing may cause some problems. For example,

simultaneous egressing of multi-destination traffic by multiple member RBridges will result in frame duplication at CE1 (see [Section 3.1](#) of [\[AAProb\]](#)); simultaneous ingressing of frames originated by CE1 for different flows in the same VLAN will result in MAC address flip-flopping at remote egress RBridges (see [Section 3.3](#) of [\[AAProb\]](#)). The flip-flopping in turn causes packet re-ordering in reverse traffic.

Since the fact is true that edge RBridges learn Data Label and MAC

address to nickname correspondences by default via decapsulating TRILL data packets (see [Section 4.8.1 of \[RFC6325\]](#) as updated by [\[RFC7172\]](#)), the MAC flip-flopping issue should be solved based on the assumption that the default learning is enabled at edge R Bridges. So this document specifies Virtual R Bridge, together with its pseudo-nickname, to fix these issues.

3. Virtual R Bridge and its Pseudo-nickname

A Virtual R Bridge (RBv) represents a group of edge R Bridges to which at least one CE is multiply attached using MC-LAG. More exactly, it represents a group of end station service ports on the edge R Bridges and the end station service provided to the CE(s) on these ports, through which the CE(s) is multiply attached to TRILL campus using MC-LAG(s). Such end station service ports are called RBv ports; in contrast, other access ports at edge R Bridges are called regular access ports in this document. RBv ports are always MC-LAG connecting ports, but not vice versa (see [Section 4.1](#)). For an edge R Bridge, if one or more of its end station service ports are ports of an RBv, that R Bridge is a member R Bridge of that RBv.

For the convenience of description, a Virtual R Bridge is also referred to as an Active-Active Edge (AAE) group in this document. In the TRILL campus, an RBv is identified by its pseudo-nickname, which is different from any R Bridge's regular nickname(s). An RBv has one and only one pseudo-nickname. Each member R Bridge (say RB1, RB2 ..., RBk) of an RBv (say RBvn) advertises RBvn's pseudo-nickname using a Nickname sub-TLV in its TRILL IS-IS LSP (Link State PDU) [\[RFC7176\]](#) and SHOULD do so with maximum priority of use (0xFF), along with their regular nickname(s). (Maximum priority is recommended to avoid the disruption to AAE group that would occur if the nickname were taken away by a higher priority R Bridge.) Then from these LSPs, other R Bridges outside the AAE group know that RBvn is reachable through RB1 to RBk.

A member R Bridge (say RBi) loses its membership from RBvn when its last port of RBvn becomes unavailable due to failure, re-configuration, etc. Then RBi removes RBvn's pseudo-nickname from its LSP and distributes the updated LSP as usual. From those updated

LSPs, other R Bridges know that their path(s) to RBvn is not available

through RBi now.

When member RBridges receive native frames from their RBv ports and decide to ingress the frames into the TRILL campus, they use that RBv's pseudo-nickname instead of their own regular nicknames as the ingress nickname to encapsulate them into TRILL Data packets. So when these packets arrive at an egress RBridge, even they are originated by the same end station in the same VLAN but ingressed by different member RBridges, no address flip-flopping is observed on the egress RBridge when decapsulating these packets. (When a member RBridge of an AAE group ingresses a frame from a non-RBv port, it still use its own nickname as the ingress nickname.)

Since RBv is not a physical node and no TRILL frames are forwarded between its ports via a local MC-LAG, pseudo-node LSP(s) MUST NOT be created for an RBv. RBv cannot act as root when constructing distribution trees for multi-cast traffic and its pseudo-nickname is ignored when determining the distribution tree root for TRILL campus [CMT]. So the tree root priority of RBv's nickname SHOULD be set to 0, and this nickname SHOULD NOT be listed in the "s" nicknames (see [Section 2.5 of \[RFC6325\]](#)) by the RBridge holding the highest priority tree root nickname.

NOTE: In order to reduce the consumption of nicknames, especially in large TRILL campus with lots of RBridges and/or active-active accesses, when multiple CEs attach to the exact same set of edge RBridges via MC-LAGs, those edge RBridges should be considered as a single RBv with a pseudo-nickname.

[4.](#) Member RBridges Auto-Discovery

Edge RBridges connected by CE(s) via MC-LAG(s) can automatically discover each other with minimal configuration through exchange of the MC-LAG(s) information.

From the perspective of edge RBridges, a CE that connects to edge RBridges via an MC-LAG can be identified by the globally unique ID of the MC-LAG (i.e., the MC-LAG System ID [[802.1AX](#)], also referred to as MC-LAG ID in this document). On each of such edge RBridges, the access port to such a CE is associated with an MC-LAG ID for the CE. An MC-LAG is considered valid on an edge RBridge only if the RBridge still has operational down-link to that MC-LAG. For such an edge RBridge, it advertises a list of MC-LAG IDs for all the valid local MC-LAGs to other edge RBridges via its TRILL IS-IS LSP(s). Based on the MC-LAG IDs advertised by other edge RBridges, each RBridge can know which edge RBridges could constitute an AAE group (See Section

4.1 for more details). Then one RBridge is elected from the group to allocate an available nickname (i.e., the pseudo-nickname) for the group (See [Section 4.2](#) for more details).

4.1. Discovering Member RBridge for an RBv

Take Figure 2 as an example, where CE1 and CE2 multiply attach to RB1, RB2 and RB3 via MC-LAG1 and MC-LAG2 respectively; CE3 and CE4 attach to RB3 and RB4 via MC-LAG3 and MC-LAG4 respectively. Assume MC-LAG3 is configured to occupy a Virtual RBridge by itself.

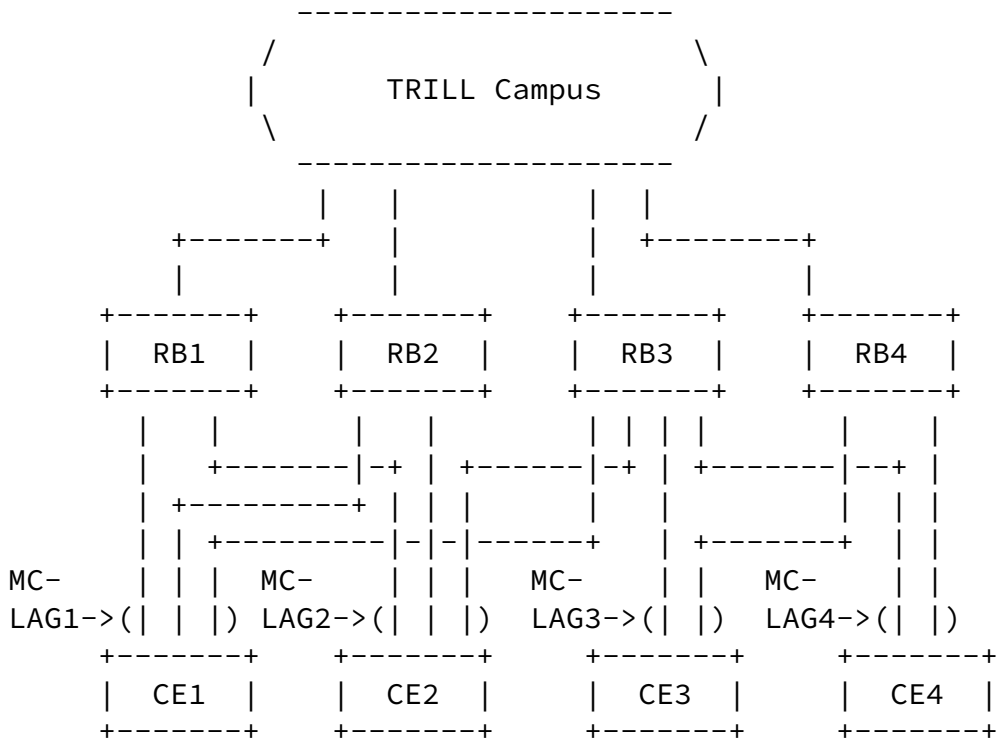


Figure 2 Different MC-LAGs to TRILL Campus

RB1 and RB2 advertise {MC-LAG1, MC-LAG2} in the MC-LAG Membership sub-TLV (see [Section 9.1](#) for more details) via their TRILL IS-IS LSPs respectively; RB3 announces {MC-LAG1, MC-LAG2, MC-LAG3, MC-LAG4}; and RB4 announces {MC-LAG3, MC-LAG4}, respectively.

An edge RBridge is called an MC-LAG related RBridge if it has at least one MC-LAG configured on an access port. On receipt of the MC-LAG Membership sub-TLVs, RBn ignores them if it is not an MC-LAG related RBridge; otherwise, RBn SHOULD use the MC-LAG information contained in the sub-TLVs, along with its own MC-LAG Membership sub-TLVs to decide which RBv(s) it should join and which edge RBridges constitute each of such RBvs. Based on the information received, each

of the 4 RBridges knows the following information:

MC-LAG ID	OE-flag	Set of edge RBridges
-----	-----	-----
MC-LAG1	0	{RB1, RB2, RB3}
MC-LAG2	0	{RB1, RB2, RB3}
MC-LAG3	1	{RB3, RB4}
MC-LAG4	0	{RB3, RB4}

Where the OE-flag indicates whether an MC-LAG is willing to share an RBv with other MC-LAGs if they multiply attach to exact the same set of edge RBridges as it. For an MC-LAG (for example MC-LAG3), if its OE-flag is one, it means that MC-LAG3 does not want to share, so it MUST Occupy an RBv Exclusively (OE).

Otherwise, the MC-LAG (for example MC-LAG1) will share an RBv with other MC-LAGs if possible. By default, this flag is set zero. For an MC-LAG, this flag is considered 1 only if any edge RBridge advertises it as one (see [Section 9.1](#)).

In the above table, there might be some MC-LAGs that attach to a single RBridge due to mis-configuration or link failure, etc. Those MC-LAGs are considered as invalid entries. Then each of the MC-LAG related edge RBridges performs the following approach to decide which valid MC-LAGs can be served by an RBv.

Step 1: Take all the valid MC-LAGs that have their OE-flags set 1 out of the table and create an RBv per such MC-LAG.

Step 2: Sort the left valid MC-LAGs in the table in descending order based on the number of RBridges in their associated set of multi-homed RBridges.

Step 3: Take the valid MC-LAG (say MC-LAG_i) with the maximum set of RBridges, say S_i, out of the table and create a new RBv (Say RBv_i) for it.

Step 4: Walk through the remaining valid MC-LAGs in the table one by one, pick up all the valid MC-LAGs that their sets of multi-homed RBridges contain the same RBridges as that of MC-LAG_i and take them out of the table. Then appoint RBv_i as the servicing RBv for those

MC-LAGs.

Step 5: Repeat Step 3-4 for the left MC-LAGs until all the valid entries in the table has be associated with an RBv.

After performing the above steps, all the 4 RBridges know that MC-LAG3 is served by an RBv, say RBv1, which has RB3 and RB4 as member RBrdges; MC-LAG1 and MC-LAG2 are served by another RBv, say RBv2, which has RB1, RB2 and RB3 as member RBridges; and MC-LAG4 is served

by RBv3, which has RB3 and RB4 as member RBridges, shown as follows:

RBv	Serving MC-LAGs	Member RBridges
RBv1	{MC-LAG3}	{RB3, RB4}
RBv2	{MC-LAG1, MC-LAG2}	{RB1, RB2, RB3}
RBv3	{MC-LAG4}	{RB3, RB4}

In each RBv, one of the member RBridges is elected as the DRB (Designated RBridge) of the RBv. Then this RBridge picks up an available nickname as the pseudo-nickname for the RBv and announce it to all other member RBridges of the RBv via its TRILL IS-IS LSPs (refer to [Section 9.2](#) for the relative extended sub-TLVs).

[4.2](#). Selection of Pseudo-nickname for RBv

As described in [Section 3](#), in the TRILL campus, an RBv is identified by its pseudo-nickname. In an AAE group (i.e., RBv), one member RBridge is elected for the duty to select a pseudo-nickname for this RBv; this RBridge is called Designated RBridge of the RBv (vDRB) in this document. The winner is the RBridge with the largest IS-IS System ID considered as an unsigned integer, in the group. Then based on its TRILL IS-IS link state database and the potential pseudo-nickname(s) reported in the MC-LAG Membership sub-TLVs by other member RBridges of this RBv (see [Section 9.1](#) for more details), the vDRB select an available nickname as the pseudo-nickname for this RBv and advertizes it to the other RBridges via its TRILL IS-IS LSP(s) (see [Section 9.2](#)). Except as provided below, the selection of a nickname to use as the pseudo-nickname follows the usual TRILL rules given in [[RFC6325](#)] as updated by [[RFC7180](#)]. On receipt of the pseudo-nickname advertised by the vDRB, all the other RBridges of that group associate it with the MC-LAGs served by the RBv, and then download

the association to their data plane fast path logic.

To reduce the traffic disruption caused by nickname changing, if possible, vDRB SHOULD attempt to reuse the pseudo-nickname recently used by the group when selection nickname for the RBv. To help the vDRB to do so, each MC-LAG related RBridge advertises a re-using pseudo-nickname for each of its MC-LAGs in its MC-LAG Membership sub-TLV if it has used such one for that MC-LAG recently. Although it is up to the implementation of the vDRB as to how to treat the re-using pseudo-nicknames, one suggestion is given as follows:

- o If there are more than one available re-using pseudo-nickname that are reported by all the member RBridges of some MC-LAGs in this RBv, the available one that is reported by most of such MC-LAGs is chosen as the pseudo-nickname for this RBv. In the case that tie exists, the re-using pseudo-nickname with the smallest value

considered as an unsigned integer is chosen.

- o If only one re-using pseudo-nickname is reported, it SHOULD be chosen if available.

If there is no available re-using pseudo-nickname reported, the vDRB selects a nickname by its usual method.

Then the selected pseudo-nickname is announced by the vDRB to other member RBridges of this RBv in the PN-RBv sub-TLV (see [Section 9.2](#)) via its TRILL IS-IS LSP(s). After receiving the pseudo-nickname, other RBridges of that RBv associate the nickname with their ports of that RBv and download the association to their data plane fast path logic.

5. Distribution Trees and Designated Forwarder

In an AAE group (i.e., an RBv), as each of the member RBridges thinks it is the appointed forwarder for VLAN x, without changes made for active-active connection support, they would all ingress/egress frames into/from TRILL campus for all VLANs. For multi-destination frames, more than one member RBridges ingress them may cause some of the resulting TRILL Data packets to be discarded due to failure of Reverse Path Forwarding (RPF) Check on other RBridges; for a multi-

destination traffic, more than one RBridges egress it may cause local CE(s) receiving duplication frames [[AAProb](#)]. Furthermore, in an AAE group, a multi-destination frame sent by a CE (say CEi) may be ingressed into TRILL campus by one member RBridge, then another member RBridge will receive it from TRILL campus and egress it to CEi, which will result in loop of frame for CEi.

In the following sub-sections, the first two issues are discussed in [Section 5.1](#) and [Section 5.2](#), respectively; the third one is discussed in [Section 5.3](#).

[5.1](#). Different Trees for Different Member RBridges

In TRILL, RBridges use distribution trees to forward multi-destination frames (although under some circumstances they can be unicast as specified in [[RFC7172](#)]). RPF Check along with other checking is used to avoid temporary multicast loops during topology changes ([Section 4.5.2 of \[RFC6325\]](#)). RPF check mechanism only allows a multi-destination frame ingressed by an RBridge R_{Bi} and forwarded on a distribution tree T_x to arrive at another RBridge R_{Bn} on an expected port. If arriving on other ports, the frame MUST be dropped. To avoid address flip-flopping on remote RBridges, member RBridges use RBv's pseudo-nickname instead of their regular nicknames as

ingress nickname to ingress native frames, including multicast frames. From the view of other RBridges, these frames appear as if they were ingressed by the RBv. When multicast frames of different flows are ingressed by different member RBridges of an RBv and forwarded along same a distribution tree, they may arrive at R_{Bn} from different ports. Some of them will violate the RFC check principle at R_{Bn} and be dropped, which may result in traffic disruption.

In an RBv, if different member RBridge uses different distribution trees to ingress multi-destination frames, the RFC check violation issue can be fixed. Coordinated Multicast Trees (CMT) proposes such an approach, and makes use of the Affinity sub-TLV defined in [[RFC7176](#)] to tell other RBridges which trees a member RBridge (say R_{Bi}) may choose when ingressing multi-destination frames, then all RBridges in the TRILL campus calculate RFC check information for R_{Bi} on those trees [[CMT](#)].

In this document, the approach proposed in [[CMT](#)] is used to fix the

RFC check violation issue, please refer to [CMT] for more details of the approach.

5.2. Designated Forwarder for Member RBridges

Take Figure 3 as an example, where CE1 and CE2 are served by an RBv, which has RB1 and RB2 as member RBridges. In VLAN x, the three CEs can communicate with each other.

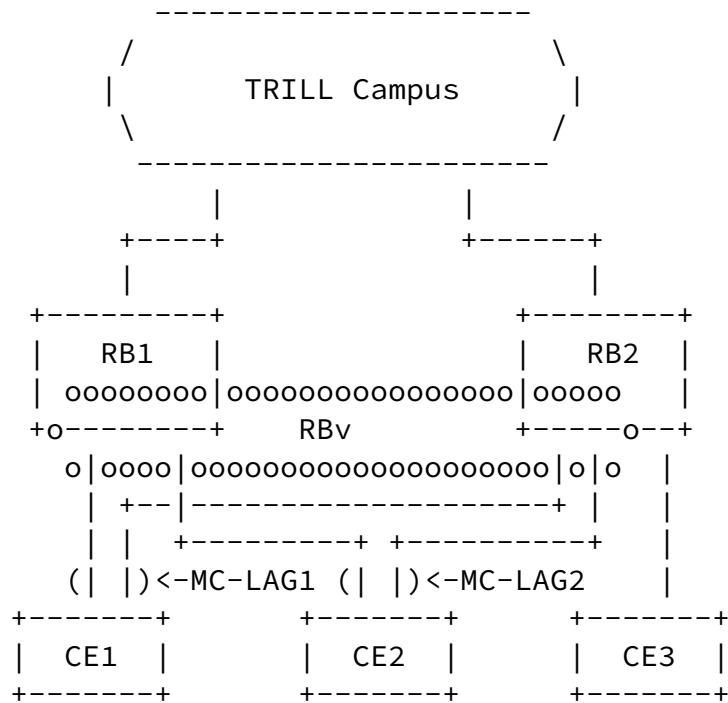


Figure 3 A Topology with Multi-homed and Single-homed CEs

When a remote RBridge (say RBn) sends a multi-destination TRILL Data packet in VLAN x (or the FGL that VLAN x maps to if the packet is an FGL one), both RB1 and RB2 will receive it. As each of them thinks it is the appointed forwarder for VLAN x, without changes made for active-active connection support, they would both forward the frame to CE1/CE2. As a result, CE1/CE2 would receive duplication copies of the frame through this RBv.

In another case, assume CE3 is single-homed to RB2. When it transmits a native multi-destination frame onto link CE3-RB2 in VLAN x, the frame can be locally replicated to the ports to CE1/CE2, and also

encapsulated into TRILL Data packet and ingressed into TRILL campus. When the packet arrives at RB1 across the TRILL campus, it will be egressed to CE1/CE2 by RB1. Then CE1/CE2 receives duplicate copies from RB1 and RB2.

In this document, Designated Forwarder (DF) for a VLAN is introduced to avoid the duplicate copies. The basic idea of DF is to elect one RBridge per VLAN from an RBv to egress multi-destination TRILL Data traffic and replicate locally-received multi-destination native frames to the CEs served by the RBv.

Note that DF has an effect only on the egressing/replicating of multi-destination traffic, no effect on the ingressing of frames or forwarding/egressing of unicast frames. Furthermore, DF check is performed only for RBv ports, not on regular access ports.

Each RBridge in an RBv elects a DF using same algorithm which guarantees the same RBridge elected as DF per VLAN.

Assuming there are m MC-LAGs and k member RBridges in an RBv; each MC-LAG is referred to as MC-LAG i where $0 \leq i < m$, and each RBridge is referred to as RB j where $0 \leq j < k-1$, DF election algorithm per VLAN is as follows:

Step 1: For MC-LAG i , sort all the RBridges in numerically ascending order based on $(\text{System ID}_j \mid \text{MC-LAG}_i) \bmod k$, where "System ID j " is the IS-IS System ID of RB j , "|" means concatenation, and MC-LAG i is the MC-LAG ID for MC-LAG i . In the case that some RBridges get the same result of the mod, these RBridges are sorted in numerically ascending order in the proper places of the result in the list by their System IDs.

Step 2: Each RBridge in the numerically sorted list is assigned a monotonically increasing number j , such that increasing number j corresponding to its position in the sorted list, i.e., the first RBridge (the first one with the smallest $(\text{System ID} \mid \text{MC-LAG ID}) \bmod k$) is assigned zero and the last is assigned $k-1$.

Step 3: For VLAN ID n , choose the RBridge whose number equals $(n \bmod k)$ as DF.

Step 4: Repeat Step 1-3 for the remaining MC-LAGs until there is a DF

per VLAN per MC-LAG in the RBv.

For a multi-destination native frame of VLAN x received, if RBi is an MC-LAG attached RBridge, in addition to local replication of the frame to regular access port as per [[RFC6325](#)] (and [[RFC7172](#)] for FGL), it should also locally replicate the frame to the following RBv ports:

- 1) RBv ports associated with the same pseudo-nickname as that of the incoming port, no matter whether RBi is the DF for the frame's VLAN on the outgoing ports;
- 2) RBv ports on which RBi is the DF for the frame's VLAN while they are associated with different pseudo-nickname(s) to that of the incoming port.

Furthermore, the frame MUST NOT be replicated back to the incoming port. For non-MC-LAG related RBridges or for non-RBv ports on an MC-LAG related RBridge, local replication is performed as per [[RFC6325](#)].

For a multi-destination TRILL Data packet received, RBi MUST NOT egress it out of the RBv ports where it is not DF for the frame's Inner.VLAN (or for the VLAN corresponding to the Inner.Label if the packet is an FGL one). Otherwise, whether or not egressing it out of such ports is further subject to the filtering check result of the frame's ingress nickname on these ports (see [Section 5.3](#)).

[5.3](#). Ingress Nickname Filtering

As shown in Figure 3, CE1 may send a multicast traffic in VLAN x to TRILL campus via a member RBridge (say RB1). The traffic is then TRILL-encapsulated by RB1 and delivered through TRILL campus to multi-destination receivers. RB2 may receive the traffic, and egress it back to CE1 if it is the DF for VLAN x on the port to MC-LAG1. Then the traffic loops back to CE1 (see Section 3.2 of [[AAProb](#)]).

To fix the above issue, an ingress nickname filtering check is required by this document. The idea of this check is to check the ingress nickname of a multi-destination TRILL Data packet before egress a copy of it out of an RBv port. If the ingress nickname matches the pseudo-nickname of the RBv (associated with the port), the filtering check should fail, and then the copy MUST NOT be egressed out of that RBv port. Otherwise, the copy is egressed out of that port if it has also passed other checks, such as the appointed

forwarder check in [Section 4.6.2.5 of \[RFC6325\]](#) and the DF check in [Section 5.2](#).

Note that this ingress nickname filtering check has no effect on the multi-destination native frames received on access ports and replicated to other local ports (including RBv ports), since there is no ingress nickname associated with such frames. Furthermore, for the RBridge regular access ports, there is no pseudo-nickname associated with them; so no ingress nickname filtering check is required on those ports.

More details of data packet processing on RBv ports are given in the next section.

[6. TRILL traffic Processing](#)

This section provides more details of native frame and TRILL Data packet processing as it relates to the RBv's pseudo-nickname.

[6.1. Native Frames Ingressing](#)

When RB1 receives a unicast native frame from one of its ports that has end-station service enabled, it processes the frame as described in [Section 4.6.1.1 of \[RFC6325\]](#) with the following exception.

- o If the port is an RBv port, RB1 uses the RBv's pseudo-nickname, instead of one of its regular nickname(s) as the ingress nickname when doing TRILL encapsulation on the frame.

When RB1 receives a native BUM (Broadcast, Unknown unicast or Multicast) frame from one of its access ports (including regular access ports and RBv ports), it processes the frame as described in [Section 4.6.1.2 of \[RFC6325\]](#) with the following exceptions.

- o If the incoming port is an RBv port, RB1 uses the RBv's pseudo-nickname, instead of one of its regular nickname(s) as the ingress nickname when doing TRILL encapsulation on the frame.
- o For the copies of the frame replicated locally to RBv ports, there are two cases as follows:
 - If the outgoing port(s) is associated with the same pseudo-nickname as that of the incoming port, the copies are forwarded out of that outgoing port(s) after passing the appointed forwarder check for the frame's VLAN. That is to say, the copies are processed on such port(s) as [Section 4.6.1.2 of](#)

- Else, the Designated Forwarder (DF) check is further made on the outgoing ports for the frame's VLAN after the appointed forwarder check. The copies are not output through the ports that failed the DF check (i.e., RB1 is not DF for the frame's VLAN on the ports); otherwise, the copies are forwarded out of the ports that pass the DF check (see [Section 5.2](#)).

For such a frame received, the MAC address information learned by observing it, together with the MC-LAG ID of the incoming port SHOULD be shared with other member RBridges in the group (see [Section 7](#)).

[6.2](#). Egressing TRILL Data Packets

This section describes egress processing of the TRILL Data packets received on a member RBridge (say RBn). [Section 6.2.1](#) describes the egress processing of unicast TRILL Data packets and [Section 6.2.2](#) specifies the multi-destination TRILL Data packets egressing.

[6.2.1](#). Unicast TRILL Data Packets

When receiving a unicast TRILL data packet, RBn checks the egress nickname in the TRILL header of the packet. If the egress nickname is one of RBn's regular nicknames, the packet is processed as defined in [Section 4.6.2.4 of \[RFC6325\]](#).

If the egress nickname is the pseudo-nickname of one local RBv, RBn is responsible for learning the source MAC address. The learned {Inner.MacSA, Data Label, ingress nickname} triplet SHOULD be shared within the AAE group (See [Section 7](#)).

Then the packet is de-capsulated to its native form. The Inner.MacDA and Data Label are looked up in RBn's local forwarding tables, and one of the three following cases may occur. RBn uses the first case that applies and ignores the remaining cases:

- o If the destination end station identified by the Inner.MacDA and Data Label is on a local link, the native frame is sent onto that link with the VLAN from the Inner.VLAN or VLAN corresponding to the Inner.Label if the packet is FGL.

- o Else if RBn can reach the destination through another member RBridge RBk, it tunnels the native frame to RBk by re-encapsulating it into a unicast TRILL Data packet and sends it to RBk. RBn uses RBk's regular nickname, instead of the pseudo-nickname as the egress nickname for the re-encapsulation, and the ingress nickname remains unchanged ([Section 2.4.2.1 of \[RFC7180\]](#)). If the hop count value of the packet is too small for it to reach RBk safely, RBn SHOULD increase that value properly in doing the

re-encapsulation. (NOTE: When receiving that re-encapsulated TRILL Data packet, as the egress nickname of the packet is RBk's regular nickname rather than the pseudo-nickname of a local RBv, RBk will process it as [Section 4.6.2.4 of \[RFC6325\]](#), and will not re-forward it to another RBridge.)

- o Else, RBn does not know how to reach the destination; it sends the native frame out of all the local ports on which it is appointed forwarder for the Inner.VLAN (or appointed forwarder for the VLAN into which the Inner.Label maps for FGL TRILL Data packet [[RFC7172](#)]).

[6.2.2](#). Multi-Destination TRILL Data Packets

When RB1 receives a multi-destination TRILL Data Packet, it checks and processes the packet as described in [Section 4.6.2.5 of \[RFC6325\]](#) with the following exception.

- o On each RBv port where RBn is the appointed forwarder for the packet's Inner.VLAN (or for the VLAN to which the packet's Inner.Label maps if it is an FGL TRILL Data packet), the Designated Forwarder check (see [Section 5.2](#)) and the Ingress Nickname Filtering check (see [Section 5.3](#)) are further performed. For such an RBv port, if either the DF check or the filtering check fails, the frame MUST NOT be egressed out of that port. That is to say, 1) if the port is associated with the same pseudo-nickname as the ingress nickname of the packet, the packet SHOULD be discarded; or 2) if RBn is not the DF for the packet's Inner.VLAN (or VLAN the packet's Inner.Label maps to) on the port, the packet SHOULD also be discarded; otherwise, it can be egressed out of the port.

7. MAC Information Synchronization in Edge Group

An edge RBridge, say RB1 in MC-LAG1, may have learned a MAC address and Data Label to nickname correspondence for a remote host h1 when h1 sends a packet to CE1. The returning traffic from CE1 may go to any other member RBridge of MC-LAG1, for example RB2. RB2 may not have that correspondence stored. Therefore it has to do the flooding for unknown unicast. Such flooding is unnecessary since the returning traffic is almost always expected and RB1 had learned the address correspondence. To avoid the unnecessary flooding, RB1 SHOULD share the correspondence with other RBridges of MC-LAG1. RB1 synchronizes the correspondence by using MAC-RI sub-TLV [[RFC6165](#)] in its ESADI LSPs [[ESADI](#)].

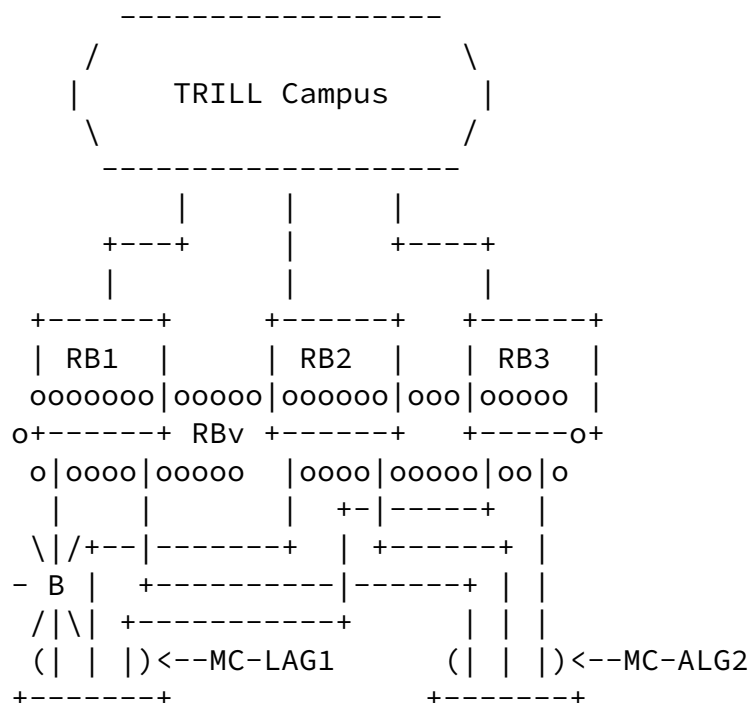
On the other hand, RB2 has learned the MAC&VLAN of CE1 when CE1 sends

a frame to h1 through RB2. The returning traffic from h1 may go to RB1. RB1 may have not CE1's MAC&VLAN stored even though it is in the same MC-LAG for CE1 as RB2. Therefore it has to flood the traffic out of its all access ports where it is appointed forwarder for the VLAN (see [Section 6.2.1](#)). Such flooding is unnecessary since the returning traffic is almost always expected and RB2 had learned the CE1's MAC&VLAN information. To avoid that unnecessary flooding, RB2 SHOULD share the MAC and VLAN (or MAC and FGL if the egress port is an FGL port [[RFC7172](#)]) with other RBridges of MC-LAG1. RB2 synchronizes the MAC and Data Label by enclosing the relative MAC-RI TLV with a pair of boundary TRILL Appsub-TLVs for MC-LAG1 (see [Section 9.3](#)) in its ESADI LSP [[ESADI](#)]. After receiving the enclosed MAC-RI TLVs, the member RBridges of MC-LAG1 (i.e., MC-LAG1 related RBridges) treat the MAC and Data Label as if it learned them locally on its member port of MC-LAG1; the MC-LAG1 unrelated RBridges just ignore MC-LAG1's information contained in the boundary sub-TLVs and treat the MAC and Data Label per [[ESADI](#)]. Furthermore, in order to make the the MC-LAG1 unrelated RBridges know that the MAC/Data Label is reachable through the RBv that provides service to MC-LAG1, the Topology-id/Nickname field of the MAC-RI TLV SHOULD carry the pseudo-nickname of the RBv rather than zero or one of the originating RBridge's (i.e., RB2's) regular nicknames.

8. Member Link Failure in RBv

As shown in Figure 4, suppose the link RB1-CE1 fails. Although a new RBv will be formed by RB2 and RB3 to provide active-active service for MC-LAG1 (see [Section 5](#)), the unicast traffic to CE1 might be still forwarded to RB1 before the remote RBridge learns CE1 is attached to the new RBv. That traffic might be disrupted by the link failure. [Section 8.1](#) discusses the failure protection in this scenario.

However, for multi-destination TRILL Data packets, since they can reach all member RBridges of the new RBv and be egressed to CE1 by either RB2 or RB3 (i.e., the new DF for the traffic's Inner.VLAN or the VLAN the packet's Inner.Label maps to in the new RBv), special actions to protect against down-link failure for such multi-destination packets is not needed.



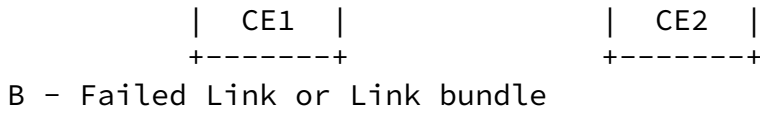


Figure 4 A Topology with Multi-homed and Single-homed CEs

8.1. Link Protection for Unicast Frame Egressing

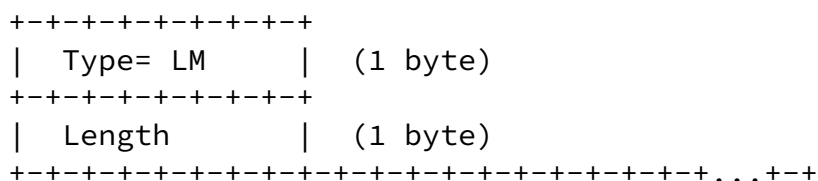
When the link CE1-RB1 fails, RB1 loses its direct connection to CE1. The MAC entry through the failed link to CE1 is removed from RB1's local forwarding table immediately. Another MAC entry learned from another member RBridge of MC-LAG1 (for example RB2, since it is still a member RBridge of MC-LAG1) is installed into RB1's forwarding table (see [Section 9.3](#)). In that new entry, RB2 (identified by one of its regular nicknames) is the egress RBridge for CE1's MAC address. Then when a TRILL Data packet to CE1 is delivered to RB1, it can be tunneled to RB2 after being re-encapsulated (ingress nickname remains unchanged and egress nickname is replaced by RB2's regular nickname) based on the above installed MAC entry (see bullet 2 in [Section 6.2.1](#)). Then RB2 receives the frame and egresses it to CE1.

After the failure recovery, RB1 learns that it can reach CE1 via link CE1-RB1 again by observing CE1's native frames or from the MAC information synchronization by member RBridge(s) of MC-LAG1 described in [Section 7](#), then it restores the MAC entry to its previous one and downloads it to its data plane fast path logic.

9. TLV Extensions for Edge RBridge Group

9.1. MC-LAG Membership (LM) Sub-TLV

This TLV is used by edge RBridge to announce its associated MC-LAG information. It is defined as a sub-TLV of the Router Capability TLV (#242) and the Multi-Topology-Aware Capability (MT-CAP) TLV (#144). It has the following format:



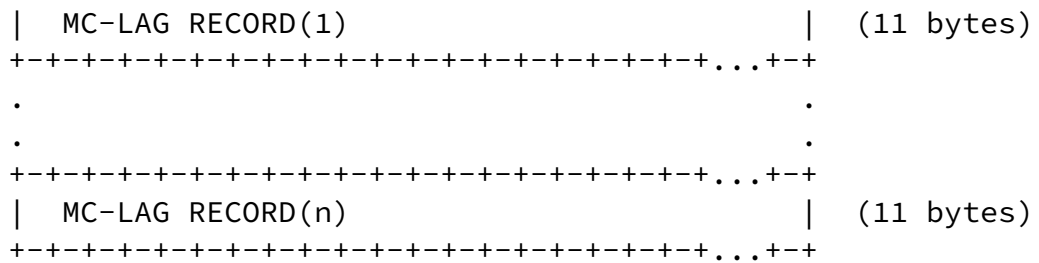
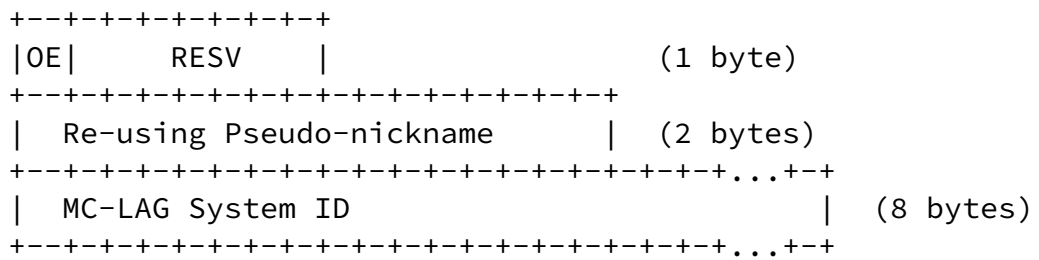


Figure 5 MC-LAG Membership Advertisement Sub-TLV

where each MC-LAG record has the following form:



- o LM (1 byte): Defines the type of this sub-TLV, #TBD.
- o Length (1 byte): 11*n bytes, where there are n MC-LAG Records.
- o OE (1 bit): an flag indicating whether or not the MC-LAG wants to occupy an RBv by itself; 1 for occupying by itself (or Occupying Exclusively (OE)). By default, it is set to 0 on transmit. This bit is used for edge RBridge group auto-discovery (see [Section 4.1](#)). For any one MC-LAG, the values of this flag might conflict in the LSPs advertised by different member RBridges of that MC-LAG. In that case, the flag for that MC-LAG is considered as 1.
- o RESV (7 bits): Transmitted as zero and ignored on receipt.
- o Re-using Pseudo-nickname (2 bytes): In an MC-LAG record, it suggests the pseudo-nickname of the AAE group serving the MC-LAG.

If the MC-LAG is not served by any AAE group, this field MUST be set to zero. It is used by the originating RBridge to help the vDRB to reuse pseudo-nickname of an AAE group (see [Section 4.2](#)).

- o MC-LAG System ID (8 bytes): The System ID of the MC-LAG as

specified in Section 5.3.2 in [[802.1AX](#)].

On receipt of such a sub-TLV, if RBn is not an MC-LAG related edge RBridge, it ignores the sub-TLV; otherwise, it parses the sub-TLV. When new MC-LAGs are found or old ones are withdrawn compared to its old copy, and they are also configured on RBn, it triggers RBn to perform the "Member RBridges Auto-Discovery" approach described in [Section 4.1](#).

9.2. PN-RBV sub-TLV

PN-RBV sub-TLV is used by a Designated RBridge of a Virtual RBridge (vDRB) to appoint Pseudo-nickname for the MC-LAGs served by the RBv. It is defined as a sub-TLV the Router Capability TLV (#242) and the Multi-Topology-Aware Capability (MT-CAP) TLV (#144). It has the following format:

```
+--+--+--+--+--+--+--+--+--+--+--+--+--+--+--+--+--+--+--+--+--+
| Type= PN_RBv | (1 byte)
+--+--+--+--+--+--+--+--+--+--+--+--+--+--+--+--+--+--+--+--+--+
| Length | (1 byte)
+--+--+--+--+--+--+--+--+--+--+--+--+--+--+--+--+--+--+--+--+--+
| RBv's Pseudo-Nickname | (2 bytes)
+--+--+--+--+--+--+--+--+--+--+--+--+--+--+--+--+--+--+--+--+--+...+--+
| MC-LAG System ID (1) | (8 bytes)
+--+--+--+--+--+--+--+--+--+--+--+--+--+--+--+--+--+--+--+--+--+...+--+
. .
. .
+--+--+--+--+--+--+--+--+--+--+--+--+--+--+--+--+--+--+--+--+--+...+--+
| MC-LAG System ID (n) | (8 bytes)
+--+--+--+--+--+--+--+--+--+--+--+--+--+--+--+--+--+--+--+--+--+...+--+
```

- o PN_RBv (1 byte): Defines the type of this sub-TLV, #TBD.
- o Length (1 byte): 2+8*n bytes, where there are n MC-LAG System IDs.
- o RBv's Pseudo-Nickname (2 bytes): The appointed pseudo-nickname for the RBv that serves for the MC-LAGs listed in the following fields.
- o MC-LAG System ID (8 bytes): The System ID of the MC-LAG as specified in Section 5.3.2 in [[802.1AX](#)].

On receipt of such a sub-TLV, if R_N is not an MC-LAG related edge RBridge, it ignores the sub-TLV. Otherwise, if R_N is also a member RBridge of the R_V identified by the list of MC-LAGs, it associates the pseudo-nickname with the ports of these MC-LAGs and downloads the association onto data plane fast path logic.

9.3. MAC-RI-MC-LAG Boundary sub-TLVs

In this document, two sub-TLVs are used as boundary sub-TLVs for edge RBridge to enclose the MAC-RI TLV(s) containing the MAC address information learnt from local port of an MC-LAG when this RBridge wants to share the information with other edge RBridges. They are defined as TRILL APPsub-TLVs [ESADI]. The MAC-RI-MC-LAG-INFO-START sub-TLV has the following format:

```

+---+---+---+---+---+---+---+---+---+---+
|Type =MAC-RI-MC-LAG-INFO-START | (2 byte)
+---+---+---+---+---+---+---+---+---+---+
| Length                          | (2 byte)
+---+---+---+---+---+---+---+---+...+---+---+---+---+
| MC-LAG System ID                | (8 bytes)
+---+---+---+---+---+---+---+---+...+---+---+---+---+

```

- o MAC-RI-MC-LAG-INFO-START (1 byte): Defines the type of this sub-TLV, #TBD.
- o Length (1 byte): 8.
- o MC-LAG System ID (8 bytes): The System ID of the MC-LAG as specified in Section 5.3.2 in [802.1AX]. This ID identifies the MC-LAG for all MAC addresses contained in following MAC-RI TLVs until an MAC-RI-MC-LAG-INFO-END sub-TLV is encountered.

MAC-RI-MC-LAG-INFO-END sub-TLV is defined as follows:

```

+---+---+---+---+---+---+---+---+---+---+
|Type = MAC-RI-MC-LAG-INFO-END  | (2 byte)
+---+---+---+---+---+---+---+---+---+---+
| Length                          | (2 byte)
+---+---+---+---+---+---+---+---+---+---+

```

- o MAC-RI-MC-LAG-INFO-END (1 byte): Defines the type of this sub-TLV, #TBD.
- o Length (1 byte): 0.

This pair of sub-TLVs can be carried multiple times in a message and in multiple messages. When an MC-LAG related edge RBridge (say R_N)

wants to share with other edge RBridges the MAC addresses learned on its local ports of different MC-LAGs, it uses one or more pairs of such sub-TLVs for each of such MC-LAGs in its ESADI LSPs. Each encloses the MAC-RI TLVs containing the MAC addresses learned from the MC-LAG. Furthermore, if the MC-LAG is served by a local RBv, the value of Topology ID/Nickname field in the relative MAC-RI TLVs SHOULD be the pseudo-nickname of the RBv rather than one of the RBn's regular nickname or zero. Then on receipt of such a MAC-RI TLV, remote RBridges know that the contained MAC addresses are reachable through the RBv.

On receipt of such boundary sub-TLVs, when the edge RBridge is not an MC-LAG related one or cannot recognize such sub-TLVs, it ignores them and continues to parse the enclosed MAC-RI TLVs per [[ESADI](#)]. Otherwise, the recipient parses the boundary sub-TLVs, and

- 1) If the edge RBridge is configured with the contained MC-LAG and the MC-LAG is also enabled locally, it treats all the MAC addresses, contained in the following MC-RI TLVs enclosed by the corresponding pair of boundary sub-TLVs, as if they were learned from its local port of that MC-LAG;
- 2) Else, it ignores these boundary sub-TLVs and continues to parse the following MAC-RI TLVs per [[ESADI](#)] until another pair of boundary sub-TLVs is encountered.

[10](#). OAM Frames

Attention must be paid when generating the OAM frames. To ensure the response messages can return to the originating member RBridge of an RBv, pseudo-nickname cannot be used as ingress nickname in TRILL OAM messages, except that in the response to an OAM message that has that RBv's pseudo-nickname as egress nickname. For example, assume RB1 is a member RBridge of RBvi, RB1 cannot use RBvi's pseudo-nickname as the ingress nickname when originating OAM messages; otherwise the responses to the messages may be delivered to another member RBridge of RBvi rather than RB1. But when RB1 responds to the OAM message with RBvi's pseudo-nickname as egress nickname, it can use that pseudo-nickname as ingress nickname in the response message.

Since OAM messages cannot be used by RBridges for the learning of MAC addresses ([Section 3.2.1 of \[RFC7174\]](#)), it will not lead to MAC

address flip-flopping at a remote RBridge even though RB1 uses its regular nicknames as ingress nicknames in its TRILL OAM messages while uses RBvi's pseudo-nickname in its TRILL Data packets.

11. Configuration Consistency

H. Zhai, et al

[Page 24]

INTERNET DRAFT

Pseudo-Nickname

June 2014

It is important that the VLAN membership of all the RBridge ports in an MC-LAG MUST be the same. Any inconsistencies in VLAN membership may result in packet loss or non-shortest paths.

Take Figure 1 for example, suppose RB1 configures VLAN1 and VLAN2 for the link CE1-RB1, while RB2 only configures VLAN1 for the CE1-RB2 link. Both RB1 and RB2 use the same ingress nickname RBv for all frames originating from CE1. Hence, a remote RBridge RBx will learn that CE1's MAC address in VLAN2 is originating from RBv. As a result, on the returning path, remote RBridge RBx may deliver VLAN2 traffic to RB2. However, RB2 does not have VLAN2 configured on CE1-RB2 link and hence the frame may be dropped or has to be redirected to RB1 if RB2 knows RB1 can reach CE1 in VLAN2.

Furthermore, it is important that if any VLAN in an MC-LAG is being mapped by edge RBridges to an FGL [[RFC7172](#)], that the mapping MUST be same for all edge RBridge ports in the MC-LAG. Otherwise, for example, unicast FGL TRILL Data packets from remote RBridges may get mapped into different VLANs depending on which edge RBridge receives and egresses them.

12. Security Considerations

This draft does not introduce any extra security risks. For general TRILL Security Considerations, see [[RFC6325](#)]. For ESADI Security Considerations, see [[ESADI](#)].

13. IANA Considerations

IANA is requested to allocate code points for the 4 sub-TLVs defined in [Section 9](#).

[14. Acknowledgments](#)

We would like to thank Mingjiang Chen for his contributions to this document. Additionally, we would like to thank Erik Nordmark, Les Ginsberg, Ayan Banerjee, Dinesh Dutt, Anoop Ghanwani, Janardhanan Pathang, Jon Hudson and Fangwei Hu for their good questions and comments.

[15. Contributing Authors](#)

H. Zhai, et al

[Page 25]

INTERNET DRAFT

Pseudo-Nickname

June 2014

Weiguo Hao
Huawei Technologies
101 Software Avenue,
Nanjing 210012
China

Phone: +86-25-56623144
Email: haoweiguo@huawei.com

[16. References](#)

[16.1. Normative References](#)

- [CMT] T. Senevirathne, J. Pathangi, and J. Hudson, "Coordinated Multicast Trees (CMT) for TRILL", [draft-ietf-trill-cmt-01.txt](#) Work in Progress, April 2014.
- [ESADI] H. Zhai, F. Hu, R. Perlman, D. Eastlake, "TRILL (Transparent Interconnection of Lots of Links): The ESADI (End Station Address Distribution Information) Protocol", [draft-ietf-trill-esadi-09](#), June 2014.
- [RFC1195] R. Callon, "Use of OSI IS-IS for routing in TCP/IP and dual environments", [RFC 1195](#), December 1990.
- [RFC2119] S. Bradner, "Key words for use in RFCs to Indicate Requirement Levels", [BCP 14](#), [RFC 2119](#), March 1997.

- [RFC6325] R. Perlman, D. Eastlake, D. Dutt, S. Gai, and A. Ghanwani, "Routing Bridges (RBridges): Base Protocol Specification", [RFC 6325](#), July 2011. [[RFC6165](#)] Banerjee, A. and D. Ward, "Extensions to IS-IS for Layer-2 Systems", [RFC 6165](#), April 2011.
- [RFC7172] Eastlake 3rd, D., Zhang, M., Agarwal, P., Perlman, R., and D. Dutt, "Transparent Interconnection of Lots of Links (TRILL): Fine-Grained Labeling", [RFC 7172](#), May 2014.
- [RFC7176] D. Eastlake, A. Banerjee, A. Ghanwani, and R. Perlman, "Transparent Interconnection of Lots of Links (TRILL) Use of IS-IS", [RFC7176](#), May 2014.
- [RFC7180] D. Eastlake, M. Zhang, A. Ghanwani, V. Manral and A. Banerjee, "Transparent Interconnection of Lots of Links (TRILL): Clarifications, Corrections, and Updates", [RFC7180](#), May 2014.

- [802.1AX] IEEE, "IEEE Standard for Local and Metropolitan Area/ networks Link Aggregation", 802.1AX-2008, 1 January 2008.

[16.2](#). Informative References

- [AAProb] Y. Li, W. Hao, R. Perlman, J. Hudson and H. Zhai, "Problem Statement and Goals for Active-Active TRILL Edge", [draft-ietf-trill-active-active-connection-prob-04](#), June 2014.

Authors' Addresses

Hongjun Zhai
ZTE Corporation
68 Zijinghua Road, Yuhuatai District
Nanjing, Jiangsu 210012
China

Phone: +86 25 52877345
Email: zhai.hongjun@zte.com.cn

Tissa Senevirathne
Cisco Systems
375 East Tasman Drive
San Jose, CA 95134
USA

Phone: +1-408-853-2291
Email: tsenevir@cisco.com

Radia Perlman
Intel Labs
2200 Mission College Blvd
Santa Clara, CA 95054-1549
USA

Phone: +1-408-765-8080
Email: Radia@alum.mit.edu

Donald Eastlake 3rd
Huawei Technologies
155 Beaver Street
Milford, MA 01757
USA

H. Zhai, et al

[Page 27]

INTERNET DRAFT

Pseudo-Nickname

June 2014

Phone: +1-508-333-2270
Email: d3e3e3@gmail.com

Mingui Zhang
Huawei Technologies
Huawei Building, No.156 Beiqing Rd.
Beijing, Beijing 100095
China

Email: zhangmingui@huawei.com

Yizhou Li

Huawei Technologies
101 Software Avenue,
Nanjing 210012
China

Phone: +86-25-56625409
Email: liyizhou@huawei.com