

Network Working Group
Internet-Draft
Updates: [4944](#) (if approved)
Intended status: Standards Track
Expires: May 21, 2009

J. Hui, Ed.
Arch Rock Corporation
P. Thubert
Cisco
November 17, 2008

Compression Format for IPv6 Datagrams in 6LoWPAN Networks
draft-ietf-6lowpan-hc-03

Status of this Memo

By submitting this Internet-Draft, each author represents that any applicable patent or other IPR claims of which he or she is aware have been or will be disclosed, and any of which he or she becomes aware will be disclosed, in accordance with [Section 6 of BCP 79](#).

Internet-Drafts are working documents of the Internet Engineering Task Force (IETF), its areas, and its working groups. Note that other groups may also distribute working documents as Internet-Drafts.

Internet-Drafts are draft documents valid for a maximum of six months and may be updated, replaced, or obsoleted by other documents at any time. It is inappropriate to use Internet-Drafts as reference material or to cite them other than as "work in progress."

The list of current Internet-Drafts can be accessed at <http://www.ietf.org/ietf/1id-abstracts.txt>.

The list of Internet-Draft Shadow Directories can be accessed at <http://www.ietf.org/shadow.html>.

This Internet-Draft will expire on May 21, 2009.

Abstract

This document specifies an IPv6 header compression format for IPv6 packet delivery in 6LoWPAN networks. The compression format relies on shared context to allow compression of arbitrary prefixes. This document specifies compression of multicast addresses and a framework for compressing next headers. This framework specifies UDP compression and is prepared for additional transports.

Table of Contents

<u>1.</u>	<u>Introduction</u>	<u>3</u>
<u>1.1.</u>	<u>Requirements Language</u>	<u>4</u>
<u>2.</u>	<u>IPv6 Header Compression</u>	<u>4</u>
<u>2.1.</u>	<u>LOWPAN_IPHC Encoding Format</u>	<u>5</u>
<u>2.1.1.</u>	<u>Base Format</u>	<u>5</u>
<u>2.1.2.</u>	<u>Context Identifier Extension</u>	<u>7</u>
<u>2.2.</u>	<u>IPv6 Header Encoding</u>	<u>8</u>
<u>2.2.1.</u>	<u>Traffic Class and Flow Label Compression</u>	<u>8</u>
<u>2.2.2.</u>	<u>Stateless Multicast Addresses Compression</u>	<u>9</u>
<u>2.2.3.</u>	<u>Stateful Multicast Addresses Compression</u>	<u>10</u>
<u>3.</u>	<u>IPv6 Next Header Compression</u>	<u>11</u>
<u>3.1.</u>	<u>LOWPAN_NHC Format</u>	<u>11</u>
<u>3.2.</u>	<u>UDP Header Compression</u>	<u>12</u>
<u>4.</u>	<u>IANA Considerations</u>	<u>13</u>
<u>5.</u>	<u>Security Considerations</u>	<u>13</u>
<u>6.</u>	<u>Acknowledgements</u>	<u>13</u>
<u>7.</u>	<u>Changes</u>	<u>13</u>
<u>8.</u>	<u>References</u>	<u>14</u>
<u>8.1.</u>	<u>Normative References</u>	<u>14</u>
<u>8.2.</u>	<u>Informative References</u>	<u>14</u>
	<u>Authors' Addresses</u>	<u>15</u>
	<u>Intellectual Property and Copyright Statements</u>	<u>16</u>

1. Introduction

The [IEEE 802.15.4] standard specifies an MTU of 128 bytes, yielding about 80 octets of actual MAC payload once security is turned on, on a wireless link with a link throughput of 250 kbps or less. The 6LoWPAN adaptation format [[RFC4944](#)] was specified to carry IPv6 datagrams over such constrained links, taking into account limited bandwidth, memory, or energy resources that are expected in applications such as wireless Sensor Networks. [[RFC4944](#)] defines a Mesh Addressing header to support sub-IP forwarding, a Fragmentation header to support the IPv6 minimum MTU requirement [[RFC2460](#)], and stateless header compression for IPv6 datagrams (LOWPAN_HC1 and LOWPAN_HC2) to reduce the relatively large IPv6 and UDP headers down to (in the best case) several bytes.

LOWPAN_HC1 and LOWPAN_HC2 are insufficient for most practical uses of 6LoWPAN networks. LOWPAN_HC1 is most effective for link-local unicast communication, where IPv6 addresses carry the link-local prefix and an Interface Identifier (IID) directly derived from IEEE 802.15.4 addresses. In this case, both addresses may be completely elided. However, though link local addresses are commonly used for local protocol interactions such as IPv6 ND [[RFC4861](#)], DHCPv6 [[RFC3315](#)] or routing protocols, they are usually not used for application layer data traffic, so the actual value of this compression mechanism is limited.

Routable addresses must be used when communicating with devices external to the LoWPAN or in a route-over configuration where IP forwarding occurs within the LoWPAN. For routable addresses, LOWPAN_HC1 requires both IPv6 source and destination addresses to carry the prefix in-line. In cases where the Mesh Addressing header is not used, the IID of a routable address must be carried in-line. However, LOWPAN_HC1 requires 64-bits for the IID when carried in-line and cannot be shortened even when it is derived from the IEEE 802.15.4 16-bit short address.

When the destination is an IPv6 multicast address, LOWPAN_HC1 requires the full 128-bit address to be carried in-line. This specification provides an additional mechanism to compress Unique Local, Global and multicast IPv6 Addresses based on shared states within contexts. It also introduces a number of additional improvements over [[RFC4944](#)].

LOWPAN_HC1 cannot elide the IPv6 Hop Limit in the IPv6 header, even though a limited set of values are useful in many practical cases. For instance, if the LoWPAN is a mesh-under stub, a Hop Limit of 1 for inbound and a default value such as 64 for outbound are usually enough for application layer data traffic. Compressing that field

enables saving one octet per packet.

LOWPAN_HC1 can be extended to include a LOWPAN_HC2 octet to support compression of UDP, TCP, or ICMPv6; that LOWPAN_HC2 octet is placed right after the LOWPAN_HC1 octet and before the uncompressed IP fields. This specification moves the transport control octet after the uncompressed IP fields for a more properly layered structure.

[RFC4944] defines a compression mechanism for UDP, but that mechanism does not enable checksum compression when rendered possible by additional upper layer mechanisms such as upper layer Message Integrity Check (MIC). This specification adds the capability to compress the UDP checksum over the LoWPAN, which enables to save an additional pair of octets.

Finally, LOWPAN_HC1 lacks the flexibility to support the compression of additional transport mechanisms that could be introduced in the future.

This document specifies a header compression format for IPv6 datagrams. This format improves on the header compression format defined in [\[RFC4944\]](#) by generalizing it to support a broader range of communication paradigms, including both mesh-under and route-over configurations; communication to nodes internal and external to the 6LoWPAN network; and multicast communication. This document also defines a flexible framework for compressing arbitrary next headers and defines UDP header compression within this framework. This compression format carries forward the design concepts in [RFC 4944](#) [\[RFC4944\]](#), minimizing any state and relying on shared context among all nodes in a 6LoWPAN network.

1.1. Requirements Language

The key words "MUST", "MUST NOT", "REQUIRED", "SHALL", "SHALL NOT", "SHOULD", "SHOULD NOT", "RECOMMENDED", "MAY", and "OPTIONAL" in this document are to be interpreted as described in [RFC 2119](#) [\[RFC2119\]](#).

2. IPv6 Header Compression

In this section, we define the LOWPAN_IPHC encoding format for compressing the IPv6 header. To enable effective compression LOWPAN_IPHC relies on information pertaining to the entire 6LoWPAN network. LOWPAN_IPHC assumes the following will be the common case for 6LoWPAN communication: Version is 6; Traffic Class and Flow Label are both zero; Payload Length can be inferred from lower layers from either the 6LoWPAN Fragmentation header or the IEEE 802.15.4 header; Hop Limit will be set to a well-known value by the source; addresses

assigned to 6LoWPAN interfaces will be formed using the link-local prefix or a single routable prefix assigned to the entire 6LoWPAN network; addresses assigned to 6LoWPAN interfaces are formed with an IID derived directly from either the 64-bit extended or 16-bit short IEEE 802.15.4 addresses.



Figure 1: LOWPAN_IPHC Header

The LOWPAN_IPHC encoding utilizes 11 bits, 3 of which are taken from the rightmost bit of the dispatch type. The encoding may be extended by another octet to support additional contexts. Uncompressed IPv6 header fields follow the LOWPAN_IPHC encoding, as shown in Figure 1. With the above scenario, the LOWPAN_IPHC can compress the IPv6 header down to two octets (the dispatch octet and the LOWPAN_IPHC encoding) with link-local communication. When routing over multiple IP hops, LOWPAN_IPHC can compress the IPv6 header down to 7 octets (1-octet dispatch, 1-octet LOWPAN_IPHC, 1-octet Hop Limit, 2-octet Source Address, and 2-octet Destination Address).

2.1. LOWPAN_IPHC Encoding Format

2.1.1. Base Format

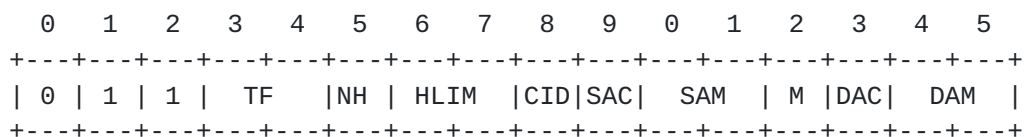


Figure 2: LOWPAN_IPHC Encoding

TF: Traffic Class, Flow Label:

00: 4-bit Pad + Traffic Class + Flow Label (4 bytes)

01: ECN + 2-bit Pad + Flow Label (3 bytes)

10: Traffic Class (1 byte)

11: Version, Traffic Class, and Flow Label are compressed.

NH: Next Header:

- 0: Full 8 bits for Next Header are carried in-line.
- 1: The Next Header field is compressed and the next header is compressed using LOWPAN_NHC, which is discussed in [Section 3](#).

HLIM: Hop Limit:

- 00: The Hop Limit field is carried in-line.
- 01: The Hop Limit field is elided and the the hop limit is 1.
- 10: The Hop Limit field is elided and the the hop limit is 64.
- 11: The Hop Limit field is elided and the hop limit is 255.

CID: Context Identifier Extension:

- 0: No additional 8-bit Context Identifier Extension is used. If context-based compression is specified in either SC or DC, the default context is used.
- 1: An additional 8-bit Context Identifier Extension field immediately follows the DAM field.

SAC: Source Address Compression

- 0: Source address compression uses stateless compression.
- 1: Source address compression uses stateful, context-based compression.

SAM: Source Address Mode:

If SAC=0:

- 00: 0 bits. The address is the unspecified address.
- 01: 64 bits. The first 64-bits of the address are elided. The value of those bits is the link-local prefix padded with zeros. The remaining 64 bits are carried inline.
- 10: 16 bits. The first 112 bits of the address are elided. The value of those bits is the link-local prefix padded with zeros. The remaining 16 bits are carried inline.
- 11: 0 bits. The address is fully elided. The first 64 bits of the address are elided. The remaining 64 bits are computed from the link-layer address as defined in [\[RFC4944\]](#).

If SAC=1:

- 00: 128 bits. The full address is carried in-line.
- 01: 64 bits. The first 64-bits of the address are elided. The value of those bits is taken from the context and padded with zeros. The remaining 64 bits are carried inline.
- 10: 16 bits. The first 112 bits of the address are elided. The value of those bits is taken from the context and padded with zeros. The remaining 16 bits are carried inline.

11: 0 bits. The address is fully elided. The first 64 bits are taken from the context. The remaining 64 bits are computed from the link-layer address as defined in [\[RFC4944\]](#).

M: Multicast Compression

0: Destination address does not use multicast compression.
 1: Destination address uses multicast compression.

DAC: Destination Address Compression

0: Destination address compression uses stateless compression.
 1: Destination address compression uses stateful, context-based compression.

DAM: Destination Address Mode:

If M=0: When DAC=0, any elided prefix bits are the link-local prefix padded by zeros. When DAC=1, any elided prefix bits are taken from the context and padded by zeros.

00: 128 bits. The full address is carried in-line.

01: 64 bits. The first 64-bits of the address are elided.
 The remaining 64 bits are carried inline.

10: 16 bits. The first 112 bits of the address are elided.
 The remaining 16 bits are carried inline.

11: 0 bits. The address is fully elided. The first 64 bits of the address are elided. The remaining 64 bits are computed from the link-layer address as defined in [\[RFC4944\]](#).

If M=1 and DAC=0:

00: 48 bits. The address takes the form FFXX::00XX:XXXX:XXXX.

01: 32 bits. The address takes the form FFXX::00XX:XXXX.

10: 16 bits. The address takes the form FF0X::0XXX.

11: 8 bits. The address takes the form FF02::00XX.

If M=1 and DAC=1:

00: 128 bits. The full address is carried in-line.

01: 48 bits. The address takes the form FFXX::XX[plen]:
 [prefix]:XXXX:XXXX. The values of plen and prefix are taken from the specified context.

10: reserved

11: reserved

[2.1.2.](#) Context Identifier Extension

This specification expects that a concept of context is shared between the node that compresses a packet and the node(s) that need to expand it. The specification enables a node to use of up to 16 contexts. How the contexts are shared and maintained is out of scope. Actions in response to unknown and/or invalid contexts are out of scope.

If the CMF field is set to '01' in the LOWPAN_HC encoding, then an additional octet extends the LOWPAN_HC encoding following the DAM bits but before the IPv6 header fields that are carried in-line. The additional octet identifies the prefix when the IPv6 source and/or destination address is compressed. The context identifier is 4 bits for each address, supporting up to 16 contexts. The encoding is shown in Figure 3.

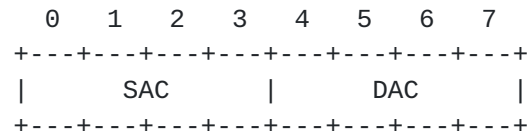


Figure 3: LOWPAN_IPHC Encoding

SAC: Source Address Context Identifies the prefix that is used when the IPv6 source address is compressed.

DAC: Destination Address Context Identifies the prefix that is used when the IPv6 destination address is compressed.

2.2. IPv6 Header Encoding

Fields carried in-line (in part or in whole) appear in the same order as they do in the IPv6 header format [[RFC2460](#)]. The Version field is always elided. Unicast IPv6 addresses may be compressed to 64 or 16 bits or completely elided. Multicast IPv6 addresses may be compressed to 8, 16, or 24 bits. The IPv6 Payload Length field MUST always be elided and inferred from lower layers using the 6LoWPAN Fragmentation header or the IEEE 802.15.4 header.

2.2.1. Traffic Class and Flow Label Compression

The TF field in the LOWPAN_HC encoding indicate whether the Traffic Class and Flow Label are carried in-line in the compressed IPv6 header. When Flow Label is included while the Traffic Class is compressed, an additional 4 bits are included to maintain byte-alignment. Two of the 4 bits contain the ECN bits from the Traffic Class field.

To ensure that the ECN bits appear in the same location for all encodings that include them, the Traffic Class field is rotated right by 2 bits in the compressed IPv6 header. The encodings are shown below:


```

|           Group Identifier           |
+-+--+--+--+--+--+--+--+--+--+--+--+

```

DAM = 00. 48-bit Compressed Multicast Address (FFfs::00gg:gggg:gggg)

```

                                1                2                3
0 1 2 3 4 5 6 7 8 9 0 1 2 3 4 5 6 7 8 9 0 1 2 3 4 5 6 7 8 9 0 1
+-+--+--+--+--+--+--+--+--+--+--+--+--+--+--+--+--+--+--+--+--+
| Flags | Scope |                               Group Identifier       |
+-+--+--+--+--+--+--+--+--+--+--+--+--+--+--+--+--+--+--+--+--+

```

DAM = 01. 32-bit Compressed Multicast Address (FFfs:00gg:gggg).

```

                                1
0 1 2 3 4 5 6 7 8 9 0 1 2 3 4 5
+-+--+--+--+--+--+--+--+--+--+--+
| Scope |   Group Identifier   |
+-+--+--+--+--+--+--+--+--+--+

```

DAM = 10. 16-bit Compressed Multicast Address (FF0s::0ggg).

```

0 1 2 3 4 5 6 7
+-+--+--+--+--+--+
|   Group ID   |
+-+--+--+--+--+--+

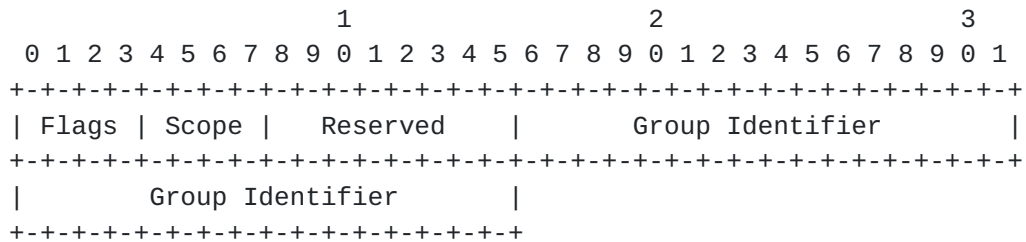
```

DAM = 11. 8-bit Compressed Multicast Address (FF02::gg).

2.2.3. Stateful Multicast Addresses Compression

LOWPAN_HC supports stateful compression of multicast addresses when M = 1 and SAC = 1. This document currently defines SAM = 01: context-based compression of Unicast-Prefix-based IPv6 Multicast Addresses [RFC3306][RFC3956]. In particular, the Prefix Length and Network Prefix can be taken from a context. As a result, LOWPAN_HC can compress a Unicast-Prefix-based IPv6 Multicast Address down to 6 octets by only carrying the 4-bit Flags, 4-bit Scope, 8-bit RIID, and

32-bit Group Identifier in-line.



DAM = 01. Unicast-Prefix-based IPv6 Multicast Address Compression

Note that the Reserved field MUST carry the reserved bits from the multicast address format as described in [RFC3306]. When a Rendezvous Point is encoded in the multicast address as described in [RFC3956], the Reserved field carries the RIID bits in-line.

3. IPv6 Next Header Compression

LOWPAN_IPHC elides the IPv6 Next Header field when the NH bit is set to 1. It also indicates the use of 6LOWPAN next header compression, LOWPAN_NHC. The value of IPv6 Next Header is recovered from the first bits in the LOWPAN_NHC encoding. The following bits are specific to the IPv6 Next Header value. Figure 4 shows the structure of an IPv6 datagram compressed using LOWPAN_IPHC and LOWPAN_NHC.

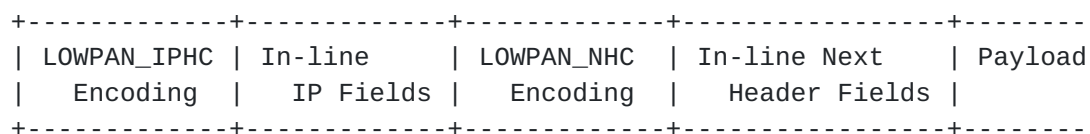


Figure 4: Typical LOWPAN_IPHC/LOWPAN_NHC Header Configuration

3.1. LOWPAN_NHC Format

Compression formats for different next headers are identified by a variable length bit-pattern immediately following the LOWPAN_IPHC compressed header. When defining a next header compression format, the number of bits used SHOULD be determined by the perceived frequency of using that format. However, the number of bits and any remaining encoding bits SHOULD respect octet alignment. The following bits are specific to the next header compression format. In this document, we define a compression format for UDP headers.


```

+-----+-----+
| var-len NHC ID | compressed next header...
+-----+-----+

```

Figure 5: LOWPAN_NHC Encoding

3.2. UDP Header Compression

This document defines a compression format for UDP headers using LOWPAN_NHC. The UDP compression format is shown in Figure 6. Bits 0 through 4 represent the NHC ID and '11110' indicates the specific UDP header compression encoding defined in this section.

```

      0   1   2   3   4   5   6   7
+---+---+---+---+---+---+---+---+
| 1 | 1 | 1 | 1 | 0 | C |   P   |
+---+---+---+---+---+---+---+

```

Figure 6: UDP Header Encoding

C: Checksum:

- 0: All 16 bits of Checksum are carried in-line. The Checksum MUST be included if there are no other end-to-end integrity checks that are stronger than what is provided by the UDP checksum. Such an integrity check MUST be end-to-end and cover the IPv6 pseudo-header, UDP header, and UDP payload.
- 1: All 16 bits of Checksum are elided. The Checksum is recovered by recomputing it.

P: Ports:

- 00: All 16 bits for both Source Port and Destination Port are carried in-line.
- 01: All 16 bits for Source Port are carried in-line. First 8 bits of Destination Port is 0xF0 and elided. The remaining 8 bits of Destination Port are carried in-line.
- 10: First 8 bits of Source Port are 0xF0 and elided. The remaining 8 bits of Source Port are carried in-line. All 16 bits for Destination Port are carried in-line.
- 11: First 12 bits of both Source Port and Destination Port are 0xF0B and elided. The remaining 4 bits for each are carried in-line.

Fields carried in-line (in part or in whole) appear in the same order as they do in the IPv6 header format [RFC2460]. IPv6 addresses may be compressed to 64 or 16 bits or completely elided. The UDP Length

field MUST always be elided and is inferred from lower layers using the 6LoWPAN Fragmentation header or the IEEE 802.15.4 header.

4. IANA Considerations

This document defines a new IPv6 header compression format for 6LoWPAN networks. The document allocates Dispatch type values of 0x08-0x0F (TBD) for LOWPAN_IPHC.

5. Security Considerations

The definition of LOWPAN_IPHC permits the compression of header information on communication that could take place in its absence, albeit in a less efficient form. It recognizes that a IEEE 802.15.4 PAN may have associated with it a number of prefixes through shared context. How the shared context is assigned and managed is beyond the scope of this document.

6. Acknowledgements

Thanks to Julien Abeille, Carsten Bormann, Christos Polyzois, and Jay Werb for useful feedback and discussion.

7. Changes

Draft 03:

- Decoupled meaning of SAM bits from the destination address.
- Have separate bit to indicate multicast address compression.
- More extensive support for multicast address compression, including Unicast-Prefix-based Multicast Addresses.

Draft 02:

- Updated wording with compression mode to clarify that a compression mode does not enforce what kind of destination address is being used. Specifically changed Destination Dependent Field to Compression Mode.
- Specify that the configuration and management of contexts is out of scope of this document.

Draft 01:

- HC back to 1 byte by default by stealing a few bits from the dispatch field.
- Added better support for multicast address compression.
- Fixed alignment for UDP port compression.
- Better support for Traffic Class and Flow Label compression.
- Pascal joined as an author.

8. References

8.1. Normative References

- [RFC2119] Bradner, S., "Key words for use in RFCs to Indicate Requirement Levels", [BCP 14](#), [RFC 2119](#), March 1997.
- [RFC2460] Deering, S. and R. Hinden, "Internet Protocol, Version 6 (IPv6) Specification", [RFC 2460](#), December 1998.
- [RFC4007] Deering, S., Haberman, B., Jinmei, T., Nordmark, E., and B. Zill, "IPv6 Scoped Address Architecture", [RFC 4007](#), March 2005.
- [RFC4291] Hinden, R. and S. Deering, "IP Version 6 Addressing Architecture", [RFC 4291](#), February 2006.
- [RFC4944] Montenegro, G., Kushalnagar, N., Hui, J., and D. Culler, "Transmission of IPv6 Packets over IEEE 802.15.4 Networks", [RFC 4944](#), September 2007.

8.2. Informative References

- [IEEE 802.15.4] IEEE Computer Society, "IEEE Std. 802.15.4-2006", October 2006.
- [RFC3306] Haberman, B. and D. Thaler, "Unicast-Prefix-based IPv6 Multicast Addresses", [RFC 3306](#), August 2002.
- [RFC3315] Droms, R., Bound, J., Volz, B., Lemon, T., Perkins, C., and M. Carney, "Dynamic Host Configuration Protocol for IPv6 (DHCPv6)", [RFC 3315](#), July 2003.
- [RFC3956] Savola, P. and B. Haberman, "Embedding the Rendezvous Point (RP) Address in an IPv6 Multicast Address", [RFC 3956](#), November 2004.
- [RFC4861] Narten, T., Nordmark, E., Simpson, W., and H. Soliman, "Neighbor Discovery for IP version 6 (IPv6)", [RFC 4861](#),

September 2007.

Authors' Addresses

Jonathan W. Hui (editor)
Arch Rock Corporation
501 2nd St. Ste. 410
San Francisco, California 94107
USA

Phone: +415 692 0828
Email: jhui@archrock.com

Pascal Thubert
Cisco Systems
Village d'Entreprises Green Side
400, Avenue de Roumanille
Batiment T3
Biot - Sophia Antipolis 06410
FRANCE

Phone: +33 4 97 23 26 34
Email: pthubert@cisco.com

Full Copyright Statement

Copyright (C) The IETF Trust (2008).

This document is subject to the rights, licenses and restrictions contained in [BCP 78](#), and except as set forth therein, the authors retain all their rights.

This document and the information contained herein are provided on an "AS IS" basis and THE CONTRIBUTOR, THE ORGANIZATION HE/SHE REPRESENTS OR IS SPONSORED BY (IF ANY), THE INTERNET SOCIETY, THE IETF TRUST AND THE INTERNET ENGINEERING TASK FORCE DISCLAIM ALL WARRANTIES, EXPRESS OR IMPLIED, INCLUDING BUT NOT LIMITED TO ANY WARRANTY THAT THE USE OF THE INFORMATION HEREIN WILL NOT INFRINGE ANY RIGHTS OR ANY IMPLIED WARRANTIES OF MERCHANTABILITY OR FITNESS FOR A PARTICULAR PURPOSE.

Intellectual Property

The IETF takes no position regarding the validity or scope of any Intellectual Property Rights or other rights that might be claimed to pertain to the implementation or use of the technology described in this document or the extent to which any license under such rights might or might not be available; nor does it represent that it has made any independent effort to identify any such rights. Information on the procedures with respect to rights in RFC documents can be found in [BCP 78](#) and [BCP 79](#).

Copies of IPR disclosures made to the IETF Secretariat and any assurances of licenses to be made available, or the result of an attempt made to obtain a general license or permission for the use of such proprietary rights by implementers or users of this specification can be obtained from the IETF on-line IPR repository at <http://www.ietf.org/ipr>.

The IETF invites any interested party to bring to its attention any copyrights, patents or patent applications, or other proprietary rights that may cover technology that may be required to implement this standard. Please address the information to the IETF at ietf-ipr@ietf.org.

