

Network Working Group
Internet-Draft
Expires: April 23, 2004

P. Eronen, Ed.
Nokia
T. Hiller
Lucent Technologies
G. Zorn
Cisco Systems
October 24, 2003

**Diameter Extensible Authentication Protocol (EAP) Application
draft-ietf-aaa-eap-03.txt**

Status of this Memo

This document is an Internet-Draft and is in full conformance with all provisions of [Section 10 of RFC2026](#).

Internet-Drafts are working documents of the Internet Engineering Task Force (IETF), its areas, and its working groups. Note that other groups may also distribute working documents as Internet-Drafts.

Internet-Drafts are draft documents valid for a maximum of six months and may be updated, replaced, or obsoleted by other documents at any time. It is inappropriate to use Internet-Drafts as reference material or to cite them other than as "work in progress."

The list of current Internet-Drafts can be accessed at <http://www.ietf.org/ietf/1id-abstracts.txt>.

The list of Internet-Draft Shadow Directories can be accessed at <http://www.ietf.org/shadow.html>.

This Internet-Draft will expire on April 23, 2004.

Copyright Notice

Copyright (C) The Internet Society (2003). All Rights Reserved.

Abstract

The Extensible Authentication Protocol (EAP) provides a standard mechanism for support of various authentication methods. This document defines the Command-Codes and AVPs necessary to carry EAP packets between a Network Access Server (NAS) and a back-end authentication server.

Conventions used in this document

The key words "MUST", "MUST NOT", "REQUIRED", "SHALL", "SHALL NOT",

"SHOULD", "SHOULD NOT", "RECOMMENDED", "MAY", and "OPTIONAL" in this document are to be interpreted as described in [[RFC2119](#)].

Table of Contents

1.	Introduction	4
2.	Extensible Authentication Protocol Support in Diameter . . .	4
2.1	Advertising application support	4
2.2	Protocol Overview	5
2.3	Sessions and NASREQ interaction	7
2.3.1	Scenario 1: Direct connection	8
2.3.2	Scenario 2: Direct connection with redirects	9
2.3.3	Scenario 3: Direct EAP, authorization via agents	10
2.3.4	Scenario 4: Proxy agents	12
2.4	Invalid packets	12
2.5	Retransmission	13
2.6	Fragmentation	14
2.7	Accounting	14
2.8	Usage guidelines	14
2.8.1	User-Name AVP	14
2.8.2	Conflicting AVPs	15
2.8.3	Displayable messages	15
2.8.4	Role reversal	15
2.8.5	Alternative Uses	15
3.	Command-Codes	16
3.1	Diameter-EAP-Request (DER) Command	16
3.2	Diameter-EAP-Answer (DEA) Command	17
4.	Attribute-Value Pairs	19
4.1	New AVPs	19
4.1.1	EAP-Payload AVP	19
4.1.2	EAP-Reissued-Payload AVP	19
4.1.3	EAP-Master-Session-Key AVP	20
4.1.4	Accounting-EAP-Auth-Method AVP	20
5.	AVP Occurrence Tables	20
5.1	EAP Command AVP Table	20
5.2	Accounting AVP Table	22
6.	RADIUS/Diameter interactions	22
6.1	RADIUS Request forwarded as Diameter Request	22
6.2	Diameter Request forwarded as RADIUS Request	23
6.3	Accounting Requests	24
7.	IANA Considerations	24
8.	Security Considerations	25
8.1	Overview	25
8.2	AVP editing	26
8.3	Negotiation attacks	27
8.4	Session key distribution	28
8.5	Privacy issues	28
8.6	Note about EAP and impersonation	29

9.	Acknowledgements	29
	Normative References	30
	Informative References	30
	Authors' Addresses	31
A.	Changelog	32
	Intellectual Property and Copyright Statements	35

1. Introduction

The Extensible Authentication Protocol (EAP), defined in [\[RFC2284bis\]](#), is an authentication framework which supports multiple authentication mechanisms. EAP may be used on dedicated links as well as switched circuits, and wired as well as wireless links.

To date, EAP has been implemented with hosts and routers that connect via switched circuits or dial-up lines using PPP [\[RFC1661\]](#), IEEE 802 wired switches [\[IEEE-802.1X\]](#), and IEEE 802.11 wireless access points [\[IEEE-802.11i\]](#). EAP has also been adopted for IPsec remote access in IKEv2 [\[IKEv2\]](#).

This document specifies the Diameter EAP application that carries EAP packets between a Network Access Server (NAS) working as an EAP Authenticator and a back-end authentication server. The Diameter EAP application is based on NASREQ and is intended for similar environments as NASREQ.

In Diameter EAP application, authentication occurs between the EAP client and its home Diameter server. This end-to-end authentication reduces the possibility for fraudulent authentication, such as replay and man-in-the-middle attacks. End-to-end authentication also provides a possibility for mutual authentication, which is not possible with PAP and CHAP in a roaming PPP environment.

Diameter EAP application relies heavily on [\[NASREQ\]](#), and in earlier drafts was part of the Diameter NASREQ application. It can also be used in conjunction with NASREQ, selecting the application based on the used authentication mechanism (EAP or PAP/CHAP). Diameter EAP application defines new Command-Codes and new AVPs, and can work together with RADIUS EAP support [\[RFC3579\]](#).

2. Extensible Authentication Protocol Support in Diameter

2.1 Advertising application support

Diameter nodes conforming to this specification MAY advertise support by including the value of TBD in the Auth-Application-Id AVP of the Capabilities-Exchange-Request and Capabilities-Exchange-Answer command [\[BASE\]](#).

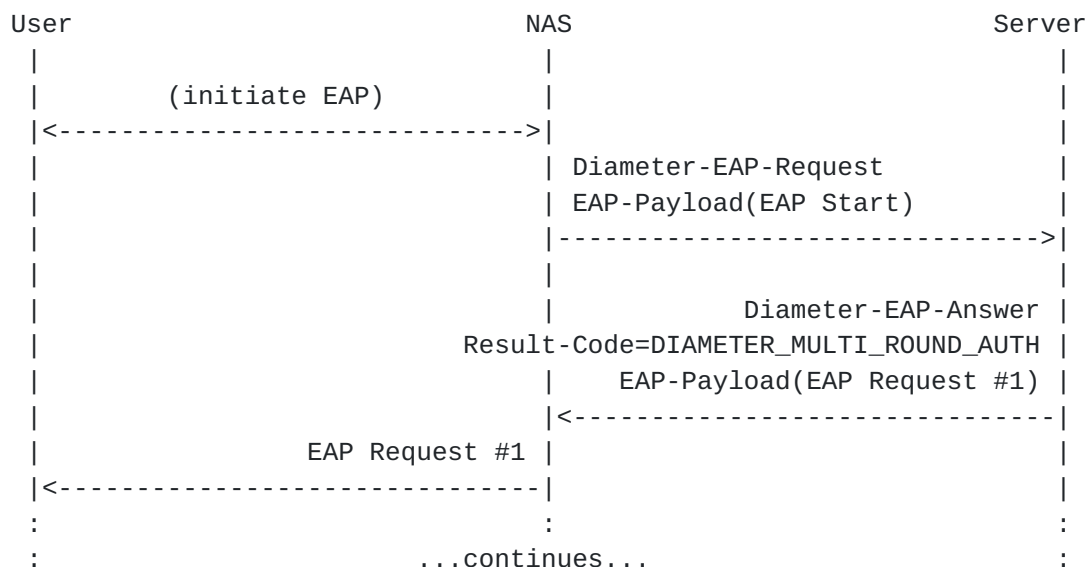
If the NAS receives a response with the Result-Code set to DIAMETER_APPLICATION_UNSUPPORTED [\[BASE\]](#), it is an indication that the Diameter server in the home realm does not support EAP. If possible, the access device MAY attempt to negotiate another authentication protocol, such as PAP or CHAP. An access device SHOULD be cautious when determining whether a less secure authentication protocol will

be used, since this could be a result of a bidding down attack (see [Section 8.3](#)).

2.2 Protocol Overview

The EAP conversation between the authenticating peer and the access device begins with the initiation of EAP within a link layer, such as PPP [[RFC1661](#)] or IEEE 802.1X [[IEEE-802.1X](#)]. Once EAP has been initiated, the access device will typically send to the Diameter server a Diameter-EAP-Request message with an empty EAP-Payload AVP, signifying an EAP-Start.

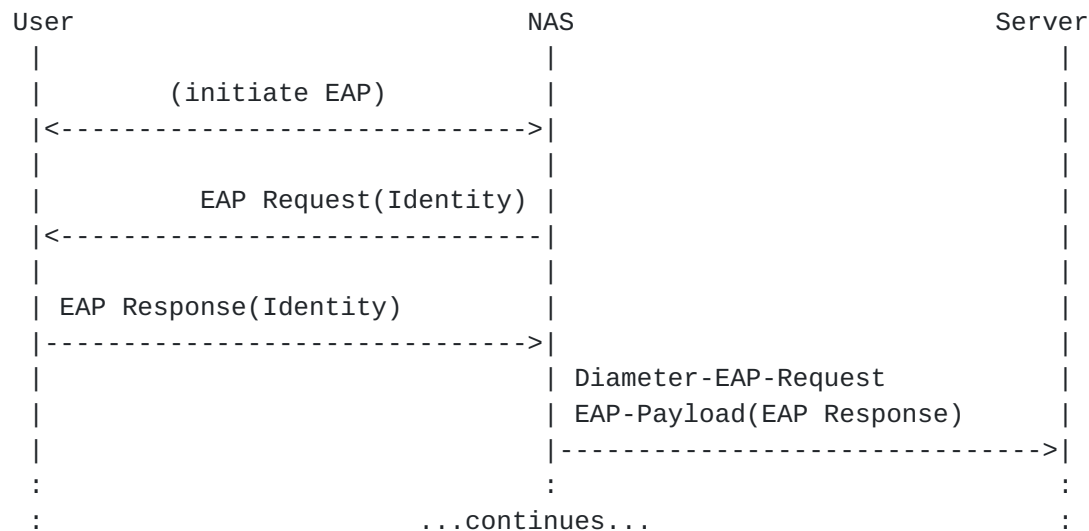
If the Diameter home server is willing to do EAP authentication, it responds with a Diameter-EAP-Answer message containing an EAP-Payload AVP that includes an encapsulated EAP packet. The Result-Code AVP set to DIAMETER_MULTI_ROUND_AUTH, signifying that a subsequent request is expected. The EAP payload is forwarded by the access device to the EAP client. This is illustrated in the diagram below.



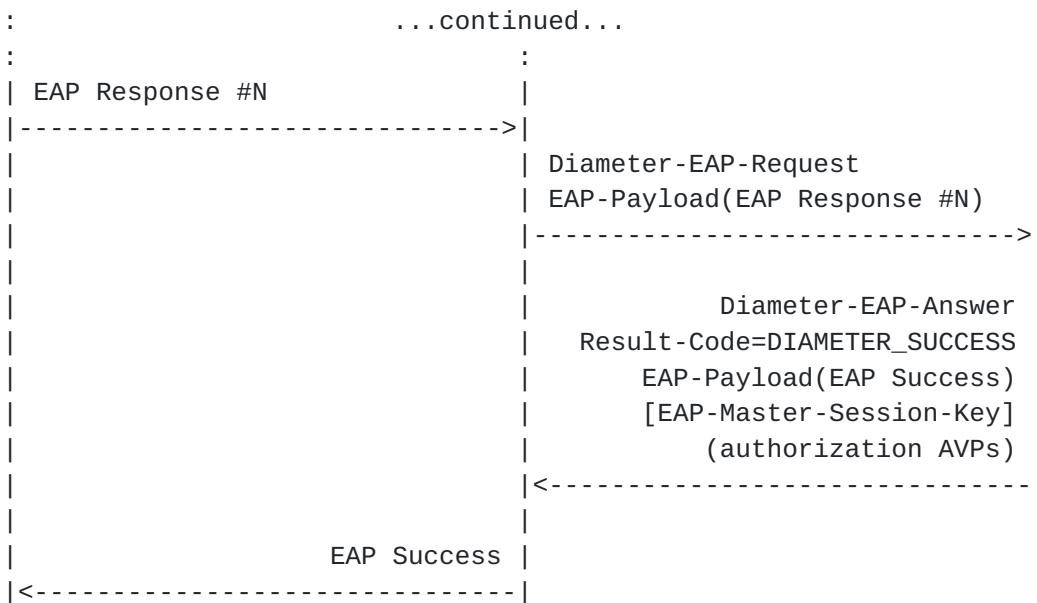
The initial Diameter-EAP-Answer in a multi-round exchange normally includes an EAP-Request/Identity, requesting the EAP client to identify itself. Upon receipt of the EAP client's EAP-Response, the access device will then issue a second Diameter-EAP-Request message, with the client's EAP payload encapsulated within the EAP-Payload AVP.

A preferred approach is for the access device to issue the EAP-Request/Identity message to the EAP client, and forward the EAP-Response/Identity packet, encapsulated within the EAP-Payload AVP, as a Diameter-EAP-Request to the Diameter server (see the diagram below). This alternative reduces the number of Diameter

message round trips. When the EAP-Request/Identity message is issued by the access device, it SHOULD interpret the EAP-Response/Identity packet returned by the authenticating peer, and copy its value to a User-Name AVP in Diameter-EAP-Request. This is useful in roaming environments, since the Destination-Realm is needed for routing purposes. Note that this alternative cannot be universally employed, as there are circumstances where a user's identity is not needed (such as when authorization occurs based on a calling or called phone number).



The conversation continues until the Diameter server sends a Diameter-EAP-Answer with a Result-Code AVP indicating success or failure, and an optional EAP-Payload. The Result-Code AVP is used by the access device to determine whether service is to be provided to the EAP client. The access device **MUST NOT** rely on the contents of the optional EAP-Payload to determine whether service is to be provided.



If authorization was requested, a Diameter-EAP-Answer with Result-Code set to `DIAMETER_SUCCESS` MUST also include the appropriate authorization AVPs required for the service requested (see [Section 5](#) and [\[NASREQ\]](#)). If the Result-Code `DIAMETER_LIMITED_SUCCESS` is returned, this means that the NAS has to get additional authorization AVPs using a separate NASREQ request. This case is described in Section TBD below. Diameter-EAP-Answer messages whose Result-Code AVP is set to `DIAMETER_MULTI_ROUND_AUTH` MAY include authorization AVPs.

A Diameter-EAP-Answer with succesful Result-Code MAY also include an EAP-Master-Session-Key AVP that contains keying material for protecting the communication between the user and the NAS. Exactly how this keying material is used depends on the link layer in question, is beyond the scope of this document.

A home Diameter server MAY request EAP re-authentication by issuing the Re-Auth-Request [\[BASE\]](#) message to the Diameter client.

Should an EAP authentication session be interrupted due to a home server failure, the session MAY be directed to an alternate server, but the authentication session will have to be restarted from the beginning.

[2.3 Sessions and NASREQ interaction](#)

(NOTE: This section has not received sufficient WG discussion yet, and is likely to be changed in the future.)

The previous section introduced the basic protocol between the NAS

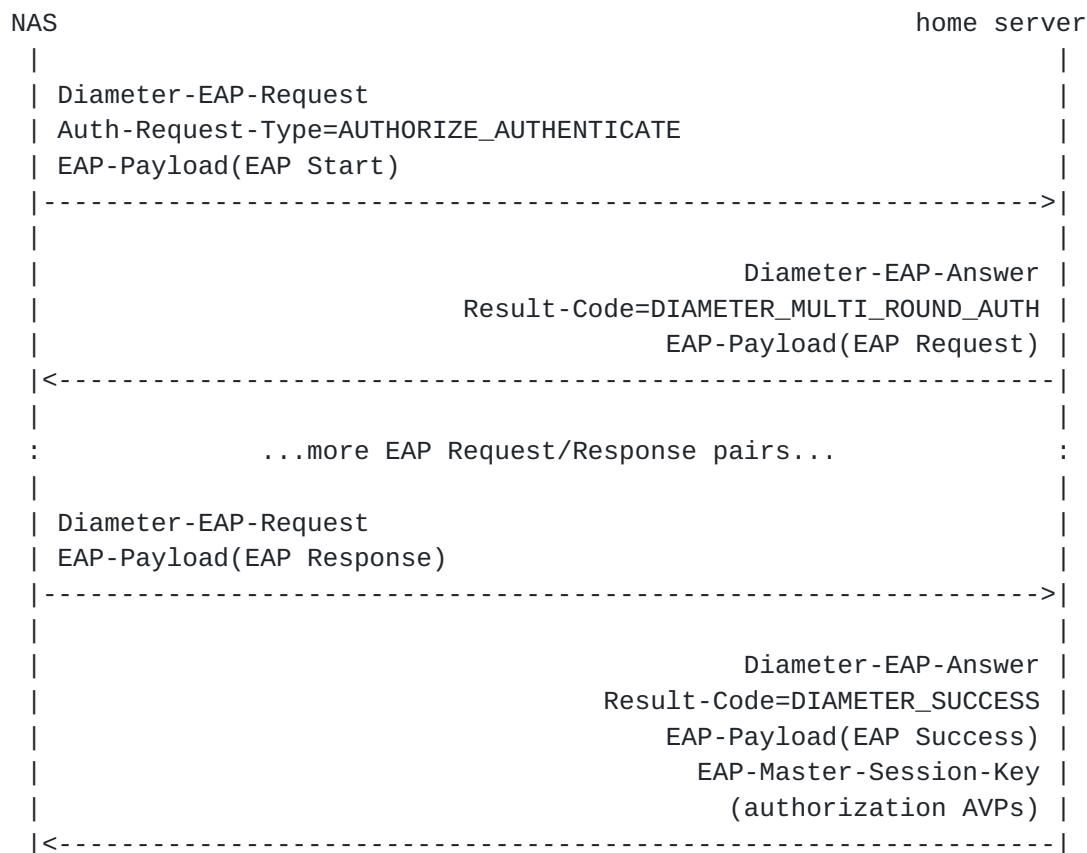
and the home server. Since the Diameter-EAP-Answer message may include a Master Session Key (MSK) for protecting the communication between the user and the NAS, care must be taken to ensure that this key does not fall into wrong hands.

Basic Diameter security mechanisms (IPsec and TLS) protect Diameter messages hop-by-hop. Since there are currently no end-to-end (NAS-to-home server) security mechanisms defined for Diameter, this section describes some possible scenarios how the messages could be transported protected using these hop-by-hop mechanisms.

The list of scenarios is not intended to be exhaustive, and it is possible to combine them. For instance, the first proxy agent after the NAS could use redirects as in scenario 2 to bypass any additional proxy agents.

2.3.1 Scenario 1: Direct connection

The simplest case is when the NAS contacts the home server directly. All the authorization AVPs are delivered by the home server, as is EAP keying material.



This scenario is the most likely to be used in small networks, or in

cases where Diameter agents are not needed to provide routing or additional authorization AVPs.

2.3.2 Scenario 2: Direct connection with redirects

In this scenario the NAS uses a redirect agent to locate the home server, and the rest of the session proceeds as before.

NAS	Local redirect agent	Home server
Diameter-EAP-Request		
Auth-Request-Type=AUTHORIZE_AUTHENTICATE		
EAP-Payload(EAP Start)		
----->		
	Diameter-EAP-Answer	
Redirect-Host=homeserver.example.com		
Redirect-Host-Usage=REALM_AND_APPLICATION		
<-----		
	:	
Diameter-EAP-Request	:	
Auth-Request-Type=AUTHORIZE_AUTHENTICATE	:	
EAP-Payload(EAP Start)	:	
----->	:	
	:	
: ...rest of the session continues as in first case...	:	:
:	:	:

The advantage of this scenario is that knowledge of realms and home servers is centralized to a redirect agent, and it is not necessary to modify the NAS configuration when, e.g., a new roaming agreement is done.

2.3.3 Scenario 3: Direct EAP, authorization via agents

In this scenario the EAP authentication is done directly with the home server (with Auth-Request-Type set to AUTHENTICATE_ONLY), and the authorization AVPs are retrieved from the local proxy agents. This scenario is intended for environments where the home server cannot provide all the necessary authorization AVPs to the NAS.

NAS	Local proxy agent	Home server
	:	
Diameter-EAP-Request	:	
Auth-Request-Type=AUTHENTICATE_ONLY		
EAP-Payload(EAP Start)	:	
----->		
	:	
	:	Diameter-EAP-Answer
	Result-Code=DIAMETER_MULTI_ROUND_AUTH	
	:	EAP-Payload(EAP Request)
<-----		
	:	
: ...more EAP Request/Response pairs...		:
	:	
Diameter-EAP-Request	:	
EAP-Payload(EAP Response)	:	
----->		
	:	
	:	Diameter-EAP-Answer
	Result-Code=DIAMETER_SUCCESS	
	:	EAP-Payload(EAP Success)
	:	EAP-Master-Session-Key
	:	(authorization AVPs)
<-----		
AA-Request		
Auth-Request-Type=AUTHORIZE_ONLY		
(some AVPs from first session)		
----->		
	AA-Answer	
Result-Code=DIAMETER_SUCCESS		
(authorization AVPs)		
<-----		

The NASREQ application is used here for authorization because the realm-specific routing table does support routing based on application, but not more...TO BE CLARIFIED.

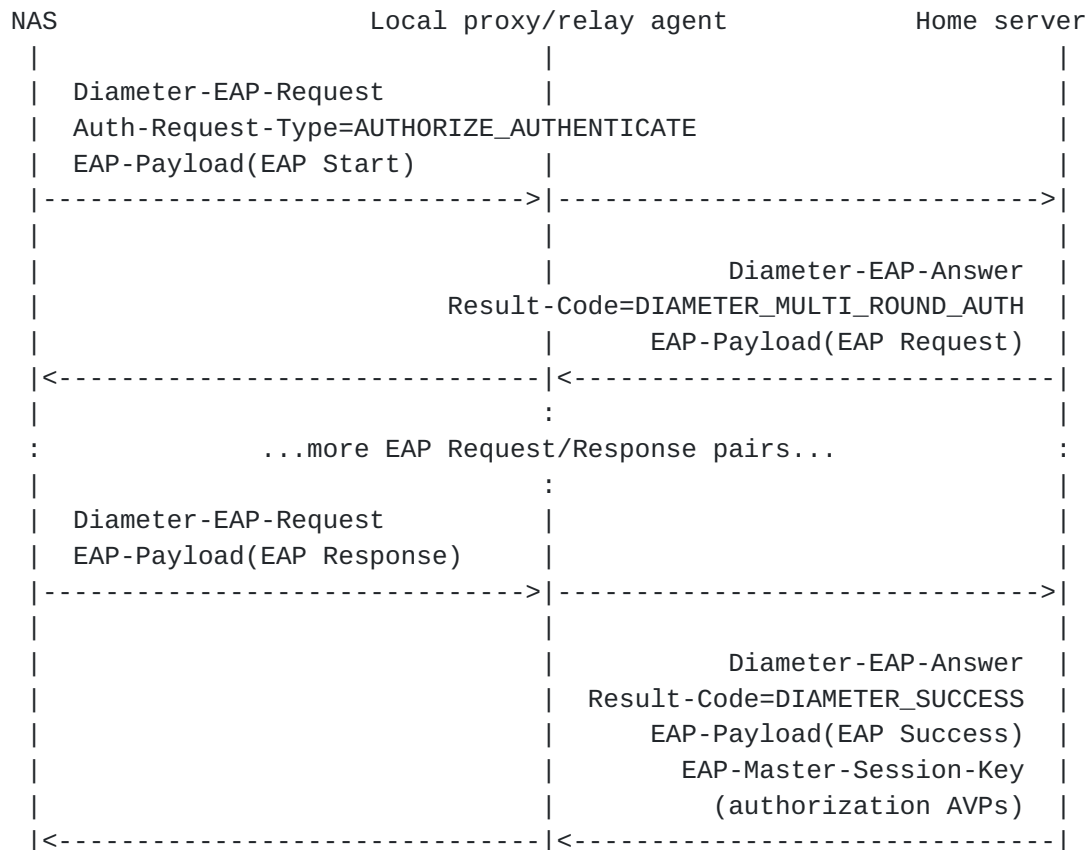
A second possibility is that the home server signals the NAS to

perform a separate authorization step. In this case, the NAS begins the Diameter EAP session with Auth-Request-Type=AUTHORIZE_AUTHENTICATE. The last Diameter-EAP-Answer from the home server contains Result-Code=DIAMETER_LIMITED_SUCCESS, so the NAS does additional AUTHORIZE_ONLY NASREQ step.

NAS	Local proxy agent	Home server
	:	
Diameter-EAP-Request	:	
Auth-Request-Type=AUTHORIZE_AUTHENTICATE	:	
EAP-Payload(EAP Start)	:	
----->		
	:	
	:	Diameter-EAP-Answer
	Result-Code=DIAMETER_MULTI_ROUND_AUTH	
	:	EAP-Payload(EAP Request)
<-----		
	:	
: ...more EAP Request/Response pairs... :		
	:	
Diameter-EAP-Request	:	
EAP-Payload(EAP Response)	:	
----->		
	:	
	:	Diameter-EAP-Answer
	Result-Code=DIAMETER_LIMITED_SUCCESS	
	:	EAP-Payload(EAP Success)
	:	EAP-Master-Session-Key
	:	(authorization AVPs)
<-----		
AA-Request		
Auth-Request-Type=AUTHORIZE_ONLY		
(some AVPs from first session)		
----->		
	AA-Answer	
Result-Code=DIAMETER_SUCCESS		
(authorization AVPs)		
<-----		

2.3.4 Scenario 4: Proxy agents

Same as scenario 1, but through proxies. Note that in this case the proxies can see the EAP session keys, so this is not suitable for environments where proxies can't be trusted for this.



2.4 Invalid packets

While acting as a pass-through, the NAS MUST validate the EAP header fields (Code, Identifier, Length) prior to forwarding an EAP packet to or from the Diameter server. On receiving an EAP packet from the peer, the NAS checks the Code (2) and Length fields, and matches the Identifier value against the current Identifier, supplied by the Diameter server in the most recently validated EAP Request. On receiving an EAP packet from the Diameter server (encapsulated within a Diameter-EAP-Answer), the NAS checks the Code (1) and Length fields, then updates the current Identifier value. Pending EAP Responses that do not match the current Identifier value are silently discarded by the NAS.

Since EAP method fields (Type, Type-Data) are typically not validated by a NAS operating as a pass-through, despite these checks it is

possible for a NAS to forward an invalid EAP packet to or from the Diameter server.

A Diameter server receiving an EAP-Payload AVP it does not understand SHOULD make the determination of whether the error is fatal or non-fatal based on the EAP Type. A Diameter server determining that a fatal error has occurred MUST send a Diameter-EAP-Answer with a failure Result-Code and an EAP-Payload AVP encapsulating an EAP Failure packet. A Diameter server determining that a non-fatal error has occurred MUST send a Diameter-EAP-Answer with DIAMETER_MULTI_ROUND_AUTH Result-Code, but no EAP-Payload AVP. To simplify RADIUS translation, this message MUST also include an EAP-Reissued-Payload AVP encapsulating the previous EAP Request sent by the server.

When receiving a Diameter-EAP-Answer without an EAP-Payload AVP (and DIAMETER_MULTI_ROUND_AUTH Result-Code), the NAS SHOULD discard the EAP-Response packet most recently transmitted to the Diameter server and check whether additional EAP Response packets have been received matching the current Identifier value. If so, a new EAP Response packet, if available, MUST be sent to the Diameter server within an Diameter-EAP-Request. If no EAP Response packet is available, then the previous EAP Request is resent to the peer, and the retransmission timer is reset.

In order to provide protection against Denial of Service (DoS) attacks, it is advisable for the NAS to allocate a finite buffer for EAP packets received from the peer, and to discard packets according to an appropriate policy once that buffer has been exceeded. Also, the Diameter server is advised to permit only a modest number of invalid EAP packets within a single session, prior to terminating the session with TBD. By default a value of 5 invalid EAP packets is recommended.

2.5 Retransmission

As noted in [[RFC2284bis](#)], if an EAP packet is lost in transit between the authenticating peer and the NAS (or vice versa), the NAS will retransmit.

It may be necessary to adjust retransmission strategies and authentication timeouts in certain cases. For example, when a token card is used, additional time may be required to allow the user to find the card and enter the token. Since the NAS will typically not have knowledge of the required parameters, these need to be provided by the Diameter server.

If a Multi-Round-Time-Out AVP [[BASE](#)] is present in an

Diameter-EAP-Answer message that also contains an EAP-Payload AVP, that value is used to set the EAP retransmission timer for that EAP Request, and that Request alone.

2.6 Fragmentation

Using the EAP-Payload AVP, it is possible for the Diameter server to encapsulate an EAP packet that is larger than the MTU on the link between the NAS and the peer. Since it is not possible for the Diameter server to use MTU discovery to ascertain the link MTU, a Framed-MTU AVP may be included in a Diameter-EAP-Request message so as to provide the Diameter server with this information.

A Diameter server having received a Framed-MTU AVP in a Diameter-EAP-Request message MUST NOT send any subsequent packet in this EAP conversation containing EAP-Payload AVP whose length exceeds the length specified by the Framed-MTU value, taking the link type (specified by the NAS-Port-Type AVP) into account. For example, as noted in [\[RFC3580\] Section 3.10](#), for a NAS-Port-Type value of IEEE 802.11, the RADIUS server may send an EAP packet as large as Framed-MTU minus four (4) octets, taking into account the additional overhead for the IEEE 802.1X Version (1), Type (1) and Body Length (2) fields.

2.7 Accounting

When a user is authenticated using EAP, the NAS MAY include an Accounting-Auth-Method AVP [\[NASREQ\]](#) with value 5 (EAP) in Accounting-Request messages. This document specifies one additional AVP for accounting messages: one or more Accounting-EAP-Auth-Method AVPs (see [Section 4.1.4](#)) MAY be included in Accounting-Request messages to indicate the EAP method(s) used to authenticate the user.

If the NAS has authenticated the user with a locally implemented EAP method, it knows the method used and SHOULD include it in an Accounting-EAP-Auth-Method AVP.

If the authentication was done using Diameter-EAP-Request/Answer messages, the Diameter server SHOULD include one or more Accounting-EAP-Auth-Method AVPs in Diameter-EAP-Answer packets with a successful result code. In this case, the NAS SHOULD include these AVPs in Accounting-Request messages.

2.8 Usage guidelines

2.8.1 User-Name AVP

Unless the access device interprets the EAP-Response/Identity packet

returned by the authenticating peer, it will not have access to the user's identity. Furthermore, some EAP methods support identity protection where the user's real identity is not included in EAP-Response/Identity. Therefore, the Diameter Server SHOULD return the user's identity by inserting it in the User-Name AVP of subsequent Diameter-EAP-Answer packets. Without the user's identity, the Session-Id AVP MAY be used for accounting and billing, however operationally this could be very difficult to manage.

2.8.2 Conflicting AVPs

A Diameter-EAP-Answer message containing an EAP-Payload of type EAP-Success or EAP-Failure MUST NOT have the Result-Code AVP set to DIAMETER_MULTI_ROUND_AUTH. Also, the Result-Code SHOULD match the contained EAP packet (successful Result-Code if EAP-Success, and a failure Result-Code for EAP-Failure). TO BE WRITTEN: clarify this.

2.8.3 Displayable messages

The Reply-Message AVP [[NASREQ](#)] contains text which may be displayed to the user. Note that the NAS does not necessarily have any facility for actually sending these messages to the user. In any case, the NAS MUST NOT manufacture any EAP packets (such as EAP-Request/Notification) from Reply-Message AVPs.

2.8.4 Role reversal

Some environments where EAP is used, such as PPP, support peer-to-peer operation. That is, both parties act as authenticators and authenticates at the same time, in two simultaneous and independent EAP conversations.

This specification is intended for communication between EAP (passthrough) authenticator and backend authentication server. A Diameter client MUST NOT send a Diameter-EAP-Request encapsulating an EAP Request packet, and a Diameter server receiving such packet MUST respond with a failure Result-Code..

2.8.5 Alternative Uses

Currently the conversation between the backend authentication server and the Diameter server is proprietary because of lack of standardization. In order to increase standardization and provide interoperability between Diameter vendors and backend security vendors, it is recommended that Diameter-encapsulated EAP be used for this conversation.

This has the advantage of allowing the Diameter server to support EAP

without the need for authentication-specific code within the Diameter server. Authentication-specific code can then reside on a back-end authentication server instead.

In the case where Diameter-encapsulated EAP is used in a conversation between a Diameter server and a backend authentication server, the latter will typically return an Diameter-EAP-Answer/EAP-Payload/EAP-Success message without inclusion of the expected authorization AVPs required in a successful response. This means that the Diameter server MUST add these attributes prior to sending an Diameter-EAP-Answer/EAP-Payload/EAP-Success message to the access device.

3. Command-Codes

This section defines new Command-Code values that MUST be supported by all Diameter implementations conforming to this specification. The following Command Codes are defined in this section:

Command-Name	Abbrev.	Code	Reference

Diameter-EAP-Request	DER	268	3.1
Diameter-EAP-Answer	DEA	268	3.2

3.1 Diameter-EAP-Request (DER) Command

The Diameter-EAP-Request (DER) command, indicated by the Command-Code field set to 268 and the 'R' bit set in the Command Flags field, is sent by a Diameter client to a Diameter server and conveys an EAP-Response from the EAP client. The Diameter-EAP-Request MUST contain one EAP-Payload AVP, which contains the actual EAP payload. An EAP-Payload AVP with no data MAY be sent to the Diameter server to initiate an EAP authentication session.

The DER message MAY be the result of a multi-round authentication exchange, which occurs when the DEA is received with the Result-Code AVP set to `DIAMETER_MULTI_ROUND_AUTH` [[BASE](#)]. A subsequent DER message MUST include any State AVPs [[NASREQ](#)] that were present in the DEA. For re-authentication, it is recommended that the Identity request be skipped in order to reduce the number of authentication round trips. This is only possible when the user's identity is already known by the home Diameter server.

Message format

```
<Diameter-EAP-Request> ::= < Diameter Header: 268, REQ, PXY >  
                        < Session-Id >
```



```
{ Auth-Application-Id }
{ Origin-Host }
{ Origin-Realm }
{ Destination-Realm }
{ Auth-Request-Type }
[ NAS-Port ]
[ NAS-Port-Id ]
[ Origin-State-Id ]
[ Destination-Host ]
[ NAS-Identifier ]
[ NAS-IP-Address ]
[ NAS-IPv6-Address ]
[ NAS-Port-Type ]
[ Port-Limit ]
[ User-Name ]
{ EAP-Payload }
[ Service-Type ]
[ Idle-Timeout ]
[ State ]
[ Authorization-Lifetime ]
[ Auth-Grace-Period ]
[ Auth-Session-State ]
[ Session-Timeout ]
[ Callback-Number ]
[ Called-Station-Id ]
[ Calling-Station-Id ]
* [ Class ]
[ Originating-Line-Info ]
[ Connect-Info ]
* [ Framed-Compression ]
[ Framed-Interface-Id ]
[ Framed-IP-Address ]
* [ Framed-IPv6-Prefix ]
[ Framed-IP-Netmask ]
[ Framed-MTU ]
[ Framed-Protocol ]
* [ Tunneling ]
* [ Proxy-Info ]
* [ Route-Record ]
* [ AVP ]
```

3.2 Diameter-EAP-Answer (DEA) Command

The Diameter-EAP-Answer (DEA) message, indicated by the Command-Code field set to 268 and the 'R' bit cleared in the Command Flags field, is sent by the Diameter server to the client for one of the following reasons:

1. The message is part of a multi-round authentication exchange, and the server is expecting a subsequent Diameter-EAP-Request. This is indicated by setting the Result-Code to DIAMETER_MULTI_ROUND_AUTH, and MAY include zero or more State AVPs.
2. the EAP client has been successfully authenticated and authorized, in which case the message MUST include the Result-Code AVP indicating success, and SHOULD include an EAP-Payload of type EAP-Success. This event MUST cause the access device to provide service to the EAP client.
3. The EAP client has not been successfully authenticated and/or authorized, and the Result-Code AVP is set to indicate failure. This message SHOULD include an EAP-Payload, but this AVP is not used to determine whether service is to be provided.

If the message from the Diameter client included a request for authorization, a successful response MUST include the authorization AVPs that are relevant to the service being provided.

Message format

```
<Diameter-EAP-Answer> ::= < Diameter Header: 268, PXY >
    < Session-Id >
    { Auth-Application-Id }
    { Auth-Request-Type }
    { Result-Code }
    { Origin-Host }
    { Origin-Realm }
    [ User-Name ]
    [ EAP-Payload ]
    [ Multi-Round-Time-Out ]
    [ Service-Type ]
    * [ Class ]
    * [ Configuration-Token ]
    [ Acct-Interim-Interval ]
    [ Error-Message ]
    [ Error-Reporting-Host ]
    [ Idle-Timeout ]
    [ Authorization-Lifetime ]
    [ Auth-Grace-Period ]
    [ Auth-Session-State ]
    [ Re-Auth-Request-Type ]
    [ Session-Timeout ]
    [ State ]
    * [ Reply-Message ]
```



```
[ Origin-State-Id ]
* [ Filter-Id ]
[ Port-Limit ]
[ Callback-Id ]
[ Callback-Number ]
[ Framed-Appletalk-Link ]
* [ Framed-Appletalk-Network ]
[ Framed-Appletalk-Zone ]
* [ Framed-Compression ]
[ Framed-Interface-Id ]
[ Framed-IP-Address ]
* [ Framed-IPv6-Prefix ]
[ Framed-IPv6-Pool ]
* [ Framed-IPv6-Route ]
[ Framed-IP-Netmask ]
* [ Framed-Route ]
[ Framed-Pool ]
[ Framed-IPX-Network ]
[ Framed-MTU ]
[ Framed-Protocol ]
[ Framed-Routing ]
* [ NAS-Filter-Rule ]
* [ Tunneling ]
* [ Redirect-Host ]
[ Redirect-Host-Usage ]
[ Redirect-Max-Cache-Time ]
* [ Proxy-Info ]
* [ AVP ]
```

4. Attribute-Value Pairs

This section both defines new AVPs, unique to the EAP Diameter application and describes the usage of AVPs defined elsewhere if that usage in the EAP application is noteworthy.

4.1 New AVPs

4.1.1 EAP-Payload AVP

The EAP-Payload AVP (AVP Code TBD) is of type OctetString and is used to encapsulate the actual EAP packet that is being exchanged between the EAP client and the home Diameter server.

4.1.2 EAP-Reissued-Payload AVP

The EAP-Reissued-Payload AVP (AVP Code TBD) is of type OctetString. The use of this AVP is described in [Section 2.4](#).

4.1.3 EAP-Master-Session-Key AVP

The EAP-Master-Session-Key AVP (AVP Code TBD) is of type OctetString. It is used by the Diameter server...TBD

4.1.4 Accounting-EAP-Auth-Method AVP

The Accounting-EAP-Auth-Method AVP (AVP Code TBD) is of type Unsigned64. In case of expanded types [RFC2284bis, [Section 5.7](#)], the least significant 32 bits contain the Vendor-Type field, and the next 24 bits contain the Vendor-Id field.

The use of this AVP is described in [Section 2.7](#).

5. AVP Occurrence Tables

The following tables use these symbols:

- 0 The AVP MUST NOT be present in the message
- 0+ Zero or more instances of the AVP MAY be present in the message
- 0-1 Zero or one instance of the AVP MAY be present in the message
- 1 One instance of the AVP MUST be present in the message

Note that AVPs that can only be present within a Grouped AVP are not represented in these tables.

5.1 EAP Command AVP Table

The following table lists the AVPs that may be present in the DER and DEA Commands, defined in this document; however, the AVPs listed are defined both here and in [[NASREQ](#)].

Attribute Name	Command-Code	
	DER	DEA
Accounting-EAP-Auth-Method	0	0+
Acct-Interim-Interval [BASE]	0	0-1
Auth-Application-Id [BASE]	1	1
Auth-Grace-Period [BASE]	0-1	0-1
Auth-Request-Type [BASE]	1	1
Auth-Session-State [BASE]	0-1	0-1
Authorization-Lifetime [BASE]	0-1	0-1
Callback-Id [NASREQ]	0	0-1
Callback-Number [NASREQ]	0-1	0-1

Called-Station-Id [NASREQ]		0-1		0	
Calling-Station-Id [NASREQ]		0-1		0	
Class [BASE]		0+		0+	
Configuration-Token [NASREQ]		0		0+	
Connect-Info [NASREQ]		0-1		0	
Destination-Host [BASE]		0-1		0	
Destination-Realm [BASE]		1		0	
EAP-Payload		1		0-1	
Error-Message [BASE]		0		0-1	
Error-Reporting-Host [BASE]		0		0-1	
Failed-AVP [BASE]		0+		0+	
Filter-Id [NASREQ]		0		0+	
Framed-Appletalk-Link [NASREQ]		0		0-1	
Framed-Appletalk-Network [NASREQ]		0		0+	
Framed-Appletalk-Zone [NASREQ]		0		0-1	
Framed-Compression [NASREQ]		0+		0+	
Framed-Interface-Id [NASREQ]		0-1		0-1	
Framed-IP-Address [NASREQ]		0-1		0-1	
Framed-IP-Netmask [NASREQ]		0-1		0-1	
Framed-IPv6-Prefix [NASREQ]		0+		0+	
Framed-IPv6-Pool [NASREQ]		0		0-1	
Framed-IPv6-Route [NASREQ]		0		0+	
Framed-IPX-Network [NASREQ]		0		0-1	
Framed-MTU [NASREQ]		0-1		0-1	
Framed-Pool [NASREQ]		0		0-1	
Framed-Protocol [NASREQ]		0-1		0-1	
Framed-Route [NASREQ]		0		0+	
Framed-Routing [NASREQ]		0		0-1	
Idle-Timeout [NASREQ]		0-1		0-1	
Multi-Round-Time-Out [BASE]		0		0-1	
NAS-Filter-Rule [NASREQ]		0		0+	
NAS-Identifier [NASREQ]		0-1		0	
NAS-IP-Address [NASREQ]		0-1		0	
NAS-IPv6-Address [NASREQ]		0-1		0	
NAS-Port [NASREQ]		0-1		0	
NAS-Port-Id [NASREQ]		0-1		0	
NAS-Port-Type [NASREQ]		0-1		0	
Originating-Line-Info [NASREQ]		0-1		0	
Origin-Host [BASE]		1		1	
Origin-Realm [BASE]		1		1	
Origin-State-Id [BASE]		0-1		0-1	
Port-Limit [NASREQ]		0-1		0-1	
Proxy-Info [BASE]		0+		0+	
Re-Auth-Request-Type [BASE]		0		0-1	
Redirect-Host [BASE]		0		0+	
Redirect-Host-Usage [BASE]		0		0-1	
Redirect-Max-Cache-Time [BASE]		0		0-1	
Reply-Message [NASREQ]		0		0+	

Result-Code [BASE]		0		1	
Route-Record [BASE]		0+		0+	
Service-Type [NASREQ]		0-1		0-1	
Session-Id [BASE]		1		1	
Session-Timeout [BASE]		0-1		0-1	
State [NASREQ]		0-1		0-1	
Tunneling [NASREQ]		0+		0+	
User-Name [BASE]		0-1		0-1	

5.2 Accounting AVP Table

The table in this section is used to represent which AVPs defined in this document are to be present in the Accounting messages, defined in [[BASE](#)].

	+-----+		
		Command	
		Code	
		-----+	
Attribute Name		ACR ACA	
-----		-----+	
Accounting-EAP-Auth-Method		0+ 0	

6. RADIUS/Diameter interactions

Section 9 of [[NASREQ](#)] describes basic guidelines that translation agents may follow when translating between RADIUS and Diameter protocols. This section gives additional guidelines for the Diameter EAP application. Note that this document does not restrict implementations from creating additional methods, as long as the translation function doesn't violate the RADIUS or the Diameter protocols.

6.1 RADIUS Request forwarded as Diameter Request

RADIUS Access-Request to Diameter-EAP-Request:

- o RADIUS EAP-Message attribute(s) are translated to a Diameter EAP-Payload AVP. If multiple RADIUS EAP-Message attributes are present, they are concatenated and translated to a single Diameter EAP-Payload AVP.
- o An empty RADIUS EAP-Message attribute (with length 2) signifies EAP-Start, and it is translated to an empty EAP-Payload AVP.

Diameter-EAP-Answer to RADIUS Access-Accept/Reject/Challenge:

- o Diameter EAP-Payload AVP is translated to RADIUS EAP-Message attribute(s). If necessary, the value is split into multiple RADIUS EAP-Message attributes.
- o Diameter EAP-Reissued-Payload AVP is translated to a message that contains RADIUS EAP-Message attribute(s), and a RADIUS Error-Cause attribute [[RFC3576](#)] with value 202 (decimal), "Invalid EAP Packet (Ignored)" [[RFC3579](#)].
- o As described in [[NASREQ](#)], if the Result-Code AVP set to DIAMETER_MULTI_ROUND_AUTH and the Multi-Round-Time-Out AVP is present, it is translated to the RADIUS Session-Timeout attribute.
- o Diameter EAP-Master-Session-Key AVP can be translated to the vendor-specific RADIUS MS-MPPE-Recv-Key and MS-MPPE-Send-Key attributes [[RFC2548](#)]. The first up to 32 octets of the key is stored into MS-MPPE-Recv-Key, and the next up to 32 octets (if present) are stored into MS-MPPE-Send-Key.
- o Diameter Accounting-EAP-Auth-Method AVPs, if present, are discarded.

6.2 Diameter Request forwarded as RADIUS Request

Diameter-EAP-Request to RADIUS Access-Request:

- o The Diameter EAP-Payload AVP is translated to RADIUS EAP-Message attribute(s).
- o An empty Diameter EAP-Payload AVP signifies EAP-Start, and it is translated to an empty RADIUS EAP-Message attribute.
- o The type (or expanded type) field from the EAP-Payload AVP can be saved either in a local state table, or encoded in a RADIUS Proxy-State attribute. This information is needed to construct an Accounting-EAP-Auth-Method AVP for the answer message (see below).

RADIUS Access-Accept/Reject/Challenge to Diameter-EAP-Answer:

- o If the RADIUS Access-Challenge message does not contain an Error-Cause attribute [[RFC3576](#)] with value 202 (decimal), "Invalid EAP Packet (Ignored)" [[RFC3579](#)], any RADIUS EAP-Message attributes are translated to a Diameter EAP-Payload AVP, concatenating them if multiple attributes are present.

- o If the Error-Cause attribute with value 202 is present, any RADIUS EAP-Message attributes are translated to a Diameter EAP-Reissued-Payload AVP, concatenating them if multiple attributes are present.
- o As described in [\[NASREQ\]](#), if the Session-Timeout attribute is present in a RADIUS Access-Challenge message, it is translated to the Diameter Multi-Round-Time-Out AVP.
- o If the vendor-specific RADIUS MS-MPPE-Recv-Key and/or MS-MPPE-Send-Key attributes [\[RFC2548\]](#) are present, they can be translated to a Diameter EAP-Master-Session-Key AVP. Their values are concatenated (MS-MPPE-Recv-Key first, MS-MPPE-Send-Key next), and the concatenated value is stored into a Diameter EAP-Master-Session-Key AVP.
- o If the Diameter-EAP-Answer will have a successful result code, the saved state (see above) can be used to construct an Accounting-EAP-Auth-Method AVP.

[6.3](#) Accounting Requests

In Accounting-Requests, the vendor-specific RADIUS MS-Acct-EAP-Type attribute [\[RFC2548\]](#) can be translated to a Diameter Accounting-EAP-Auth-Method AVP, and vice versa.

When translating from Diameter to RADIUS, note that the MS-Acct-EAP-Type attribute does not support expanded EAP types. Type values greater than 255 should be translated to type 254.

[7.](#) IANA Considerations

This document does not create any new namespaces to be maintained by IANA, but it requires new values in namespaces that have been defined in the Diameter Base protocol [\[BASE\]](#).

- o IANA has assigned a Command Code value of TBD-BY-IANA (suggested value: 268) for the Diameter-EAP-Request/Diameter-EAP-Answer command (in the Command Code namespace defined in [\[BASE\]](#)).
- o IANA has assigned the following AVP Code values for the new AVPs defined in this document (in the AVP Code namespace defined in [\[BASE\]](#)).

AVP name	Code
-----	-----
EAP-Payload	TBD

EAP-Reissued-Payload	TBD
EAP-Master-Session-Key	TBD
Accounting-EAP-Auth-Method	TBD

- o IANA has assigned an Application Identifier value of TBD-BY-IANA for this specification (in the Application Identifier namespace defined in [[BASE](#)]).

8. Security Considerations

8.1 Overview

Diameter peer-to-peer connections can be protected with IPsec or TLS. These mechanisms are believed to provide sufficient protection under the normal Internet threat model--that is, assuming the authorized nodes engaging in the protocol have not been compromised, but the attacker has complete control over the communication channels between them. This includes eavesdropping, message modification, insertion, man-in-the-middle and replay attacks. The details and related security considerations are discussed in [[BASE](#)].

In addition to authentication provided by IPsec or TLS, authorization is also required. Authorization here means the act of determining if a Diameter message received from an authenticated Diameter peer should be accepted (and not authorization of users requesting network access from a NAS). In other words, when a Diameter server receives a Diameter-EAP-Request, it has to decide if the client is authorized to act as a NAS for the specific user, service type, and so on. Correspondingly, when a NAS contacts a server to send a Diameter-EAP-Request, it has to determine whether the server is authorized to act as home server for the realm in question.

Authorization can involve local Access Control Lists (ACLs), information contained in certificates, or some other means. See [[BASE](#)] for more discussion and related security considerations.

The hop-by-hop security mechanisms (IPsec and TLS) combined with proper authorization provide good protection against "outside" attackers (denial-of-service is, of course, possible). The remaining part of this section deals with attacks by nodes that have been properly authorized (to function as a NAS, Diameter agent, or Diameter server) but abuse their authorization or have been compromised. In general, it is not possible to completely protect against attacks by compromised nodes, but this section offers some advice that can be used to limit the extent of the damage.

Attacks involving eavesdropping or modification of EAP messages are

beyond the scope of these document. See [[RFC2284bis](#)] for discussion of these security considerations (including method negotiation, dictionary attacks, and privacy issues). While these attacks can be carried out by an attacker between the client and the NAS, compromised NASes and Diameter agents are naturally also in a good position to modify and eavesdrop the EAP messages.

Similarly, attacks involving whatever link layer protocol is used between the client and the NAS, such as PPP or IEEE 802.11, are beyond the scope of this document.

8.2 AVP editing

Diameter agents can modify, insert, and delete AVPs. Diameter agents are usually meant to modify AVPs, and the protocol in general cannot distinguish well-intentioned and malicious modifications (see [[RFC2607](#)] for more discussion). Similarly, a compromised NAS or server can naturally include different set of AVPs than expected.

The question is thus "what can an attacker who compromises an authorized NAS, agent, or server do using Diameter EAP messages?" Some of the consequences are rather obvious--for instance, a Diameter agent can give access to unauthorized users by changing the Result-Code to DIAMETER_SUCCESS. Other consequences are less obvious, and are discussed below (authentication method negotiation attacks are discussed in the next section).

By including suitable AVPs in an AA-Answer/Diameter-EAP-Answer messages an attacker (depending on implementation and configuration details) may be able to:

- o Give unauthorized users access, or deny access to authorized users (Result-Code).
- o Give attacker a login session to a host otherwise protected by firewalls, or redirect an authorized user's login session to a host controlled by the attacker (Login-Host).
- o Route an authorized user's traffic through a host controlled by the attacker (various tunneling AVPs).
- o Redirect an authorized user's DNS requests to a malicious DNS server (various vendor-specific AVPs).
- o Modify routing tables at the NAS and thus redirect packets destined for someone else (Framed-Route, Framed-Routing).
- o Remove packet filters and other restrictions for user (Filter,

Callback, various vendor-specific AVPs).

- o Cause the NAS to call some number, possibly expensive toll number controlled by the attacker (callback AVPs)
- o Execute Command Line Interface (CLI) commands on the NAS (various vendor-specific attributes).

By modifying an AA-Request/Diameter-EAP-Request, an attacker may be able to:

- o Change NAS-Identifier/NAS-Port/Origin-Host (or something) so that a valid user appears to be accessing the network from a different NAS than in reality.
- o Modify Calling-Station-ID (either to hide the true value, gain access, or frame someone else).
- o Modify password change messages (some vendor-specific attributes)
- o Modify usage information in accounting messages.
- o Modify contents of Class and State AVPs.

Some of these attacks can be prevented if the NAS or server can be configured not to accept some particular AVPs, or accepting them only from some nodes.

8.3 Negotiation attacks

This section deals with attacks where the NAS, any Diameter agents, or Diameter server attempts to cause the authenticating user to choose some authentication method other than EAP, such as PAP or CHAP (negotiation attacks within EAP are discussed in [[RFC2284bis](#)], Section 7.8).

The vulnerability can be mitigated via implementation of per-connection policy on the part of the authenticating peer, and per-peer policy on the part of the Diameter server. For the authenticating peer, authentication policy should be set on a per-connection basis.

With per-connection policy, an authenticating peer will only attempt to negotiate EAP for a session in which EAP support is expected. As a result, there is a presumption that an authenticating peer selecting EAP requires that level of security. If it cannot be provided, it is likely that there is some kind of misconfiguration, or even that the authenticating peer is contacting the wrong server.

In this case, the authenticating peer simply disconnects.

Similarly, with a per-user policy, the home server will not accept authentication methods other than EAP for users for which EAP support is expected.

For a NAS, it may not be possible to determine whether a peer is required to authenticate with EAP until the peer's identity is known. For example, for shared-uses NASes it is possible for one reseller to implement EAP while another does not. Alternatively, some peer might be authenticated locally by the NAS while other peers are authenticated via Diameter. In such cases, if any peers of the NAS MUST do EAP, then the NAS MUST attempt to negotiate EAP for every session. This avoids forcing a peer to support more than one authentication type, which could weaken security.

8.4 Session key distribution

Since there are currently no end-to-end (NAS-to-home server) security mechanisms specified for Diameter, any agents that process Diameter-EAP-Answer messages can see the contents of the EAP-Session-Key AVP. For this reason, this specification strongly recommends avoiding Diameter agents when they cannot be trusted to keep the keys secret.

In environments where agents are present, several factors should be considered when deciding whether the agents that are authorized (and considered "trustworthy enough") to grant access to users and specify various authorization and tunneling AVPs are also "trustworthy enough" to handle the session keys. These factors include (but are not limited to) the type of access provided (e.g., public Internet or corporate internet), security level of the agents, and the possibilities for attacking user's traffic after it has been decrypted by the NAS.

Note that the keys communicated in Diameter messages are usually short-term session keys (or short-term master keys that are used to derive session keys). To actually cause any damage, those session keys must end with some malicious party; that party must be able to eavesdrop, modify, or insert traffic between the user and the NAS during the lifetime of those keys (e.g., in 802.11i the attacker must also eavesdrop the "four-way handshake"); and that eavesdropping or modification must cause some damage.

8.5 Privacy issues

Diameter messages can contain AVPs that can be used to identify the user (e.g., User-Name) and approximate location of the user (e.g.

Origin-Host for WLAN access points, Calling-Station-Id for fixed phone lines). Thus, any Diameter nodes that process the messages may be able to determine the geographic location of users.

Note that in many cases, the user identity is also sent in clear inside EAP-Payload AVPs, and it may be possible to eavesdrop this between the user and the NAS.

This can be mitigated somewhat by using EAP methods that provide identity protection (see [\[RFC2284bis\]](#), Section 7.3), and using Session-Id or pseudonyms for accounting.

8.6 Note about EAP and impersonation

If the EAP method used does not provide mutual authentication, obviously anyone can impersonate as the network to the user. Even when EAP mutual authentication is used, it occurs between the user and the Diameter home server. See [\[EAPKey\]](#) for an extensive discussion about the details and their implications.

However, one issue is worth pointing out here. As described in [\[EAPKey\]](#), the current EAP architecture does not allow the home server to restrict what service parameters or identities (such as SSID or BSSID in 802.11 wireless LANs) are advertised by the NAS to the client. That is, a compromised NAS can change its BSSID or SSID, thus appearing to offer a different service than intended. Even if these parameters are included in Diameter-EAP-Request messages, the NAS can tell different values to the client.

Thus, the possession of the session keys by the NAS proves that the user is talking to *some* authorized NAS, but a compromised NAS can lie about its exact identity. See [\[EAPKey\]](#) for discussion how individual EAP methods can provide authentication of NAS service parameters and identities.

Note that the usefulness of such authentication may be rather limited in many environments. For instance, in wireless LANs the user does not usually securely know the identity (such as BSSID) of the "right" access point--it's simply picked from a beacon message that has the correct SSID and good signal strength (something that's easy to spoof). Thus, simply authenticating the identity may not allow the user to distinguish the "right" access point from all other ones.

9. Acknowledgements

This Diameter application relies heavily on earlier work on Diameter NASREQ application [\[NASREQ\]](#) and RADIUS EAP support [\[RFC3579\]](#). Much of the material in this specification has been copied from these

documents.

The authors would also like to acknowledge the following people for their contributions to this document: Bernard Aboba, Jari Arkko, Pat Calhoun, Henry Haverinen, and John Loughney. (TBD: Who's missing from this list?)

Normative References

- [BASE] Calhoun, P., Loughney, J., Guttman, E., Zorn, G. and J. Arkko, "Diameter Base Protocol", [RFC 3588](#), September 2003.
- [EAPKey] Aboba, B., Simon, D., Arkko, J. and H. Levkowetz, "EAP Key Management Framework", [draft-ietf-eap-keying-00](#) (work in progress), October 2003.
- [NASREQ] Calhoun, P., Zorn, G., Spence, D. and D. Mitton, "Diameter Network Access Server Application", [draft-ietf-aaa-diameter-nasreq-13](#) (work in progress), October 2003.
- [RFC2119] Bradner, S., "Key words for use in RFCs to Indicate Requirement Levels", [BCP 14](#), [RFC 2119](#), March 1997.
- [RFC2284bis] Blunk, L., Vollbrecht, J., Aboba, B., Carlson, J. and H. Levkowetz, "Extensible Authentication Protocol (EAP)", [draft-ietf-eap-rfc2284bis-06](#) (work in progress), September 2003.

Informative References

- [Archie] Walker, J. and R. Housley, "The EAP Archie Protocol", [draft-jwalker-eap-archie-01](#) (work in progress), June 2003.
- [IEEE-802.1X] Institute of Electrical and Electronics Engineers, "Local and Metropolitan Area Networks: Port-Based Network Access Control", IEEE Standard 802.1X, September 2001.
- [IEEE-802.11i] Institute of Electrical and Electronics Engineers, "Unapproved Draft Supplement to Standard for Telecommunications and Information Exchange Between Systems - LAN/MAN Specific Requirements - Part 11: Wireless LAN Medium Access Control (MAC) and Physical Layer (PHY) Specifications: Specification for Enhanced Security", IEEE Draft 802.11i (work in progress), 2003.

- [IKEv2] Kaufman, C., Ed., "Internet Key Exchange (IKEv2) Protocol", [draft-ietf-ipsec-ikev2-11](#) (work in progress), October 2003.
- [RFC1661] Simpson, W., "The Point-to-Point Protocol (PPP)", STD 51, [RFC 1661](#), July 1994.
- [RFC2548] Zorn, G., "Microsoft Vendor-specific RADIUS Attributes", [RFC 2548](#), March 1999.
- [RFC2607] Aboba, B. and J. Vollbrecht, "Proxy Chaining and Policy Implementation in Roaming", [RFC 2607](#), June 1999.
- [RFC3576] Chiba, M., Dommetty, G., Eklund, M., Mitton, D. and B. Aboba, "Dynamic Authorization Extensions to Remote Authentication Dial In User Service (RADIUS)", [RFC 3576](#), July 2003.
- [RFC3579] Aboba, B. and P. Calhoun, "RADIUS (Remote Authentication Dial In User Service) Support For Extensible Authentication Protocol (EAP)", [RFC 3579](#), September 2003.
- [RFC3580] Congdon, P., Aboba, B., Smith, A., Zorn, G. and J. Roese, "IEEE 802.1X Remote Authentication Dial In User Service (RADIUS) Usage Guidelines", [RFC 3580](#), September 2003.

Authors' Addresses

Pasi Eronen (editor)
Nokia Research Center
P.O. Box 407
FIN-00045 Nokia Group
Finland

EMail: pasi.eronen@nokia.com

Tom Hiller
Lucent Technologies
1960 Lucent Lane
Naperville, IL 60566
USA

Phone: +1 630 979 7673
EMail: tom.hiller@lucent.com

Glen Zorn
Cisco Systems
500 108th Avenue N.E., Suite 500
Bellevue, WA 98004
USA

Phone: +1 425 344 8113
EMail: gwz@cisco.com

[Appendix A. Changelog](#)

(This section will not appear in the final version submitted to RFC editor.)

Changes from -02 to -03.a:

- o Updated security considerations section.
- o Removed the EAP-MTU attribute (use Framed-MTU instead).
- o Clarified text about invalid packets and EAP-Reissued-Payload AVP.
- o Added reference to Accounting-Auth-Method AVP to [Section 2.7](#).
- o Updated ABNFs and AVP occurrence tables to match NASREQ-13.
- o Updated the IANA considerations to reflect the new AAA parameters registry. Changed EAP-Payload and Accounting-EAP-Auth-Method AVP codes to "TBD" since they collided with NASREQ codes (issue 429).
- o Updated references: DynAuth to [RFC3576](#), RFC2869bis to [RFC3579](#), RADIUS1X to [RFC3580](#), BASE TO [RFC3588](#), NASREQ to -13, IKEv2 to -11, 2284bis to -06.

Version -02.e published as -02.

Changes from -02.d to -02.e:

- o Added a section on accounting, and changed how the Accounting-EAP-Auth-Method is determined.
- o Updates to "authorization" and "impersonating as the network" security considerations.

Changes from -02.c to -02.d:

- o Some clarifications to Introduction section.

- o Lots of clarifications and added diagrams in protocol overview section. Moved non-EAP-supporting servers, User-Name AVP guidelines, and conflicting messages to separate sections.
- o Added a new section about sessions and NASREQ interaction.
- o Wrote a note about Reply-Message AVP, and added it back to ABNFs and occurrence tables.
- o Added EAP-Reissued-Payload AVP for signalling invalid packets, and RADIUS translation for this.
- o Added EAP-Master-Session-Key AVP for keys, and suggestions for RADIUS translation.
- o Attempted to clarify Framed-MTU RADIUS translation.
- o Added a first attempt of security considerations section.
- o Updated acknowledgements (please notify me if someone's missing).

Changes from -02.b to -02.c:

- o Rephrased abstract and introduction sections.
- o A couple of minor changes in Sections [2.1](#) and [2.2](#).
- o Added text about advertising application support and role reversal.
- o Changed type of Accounting-EAP-Auth-Method AVP from Enumerated to Unsigned64, and explained how it is determined.
- o Removed references to EAP-Master-Session-Key AVP added in -02.b.
- o Added Diameter-RADIUS translation of accounting AVPs.
- o Added IANA Considerations section.
- o References section: Updated RFC2284bis, added IEEE-802.11i and IKEv2, deleted [RFC1510](#) and [RFC1938](#).

Changes from -02.a to -02.b:

- o Added some text to Introduction section.
- o Stole text from 2869bis about invalid packets, retransmissions, and fragmentation.

- o In [section 2.1](#), changed one "MAY" to "could" since it was not used to describe a requirement.
- o Updated ABNF's and AVP occurrence tables to match the current NASREQ-11 document.
- o Added EAP-MTU and EAP-Master-Session-Key AVPs.
- o Removed description of Configuration-Token, Nas-Port, Nas-Port-Id, and State AVPs (the text didn't add anything to their description in NASREQ).
- o Added a first attempt of a section describing Diameter-RADIUS translation.
- o Added references RFC2284bis, [RFC2548](#), RFC2869bis, RADIUS1X, and DynAuth.

Changes from -01 to -02.a:

- o New editor.
- o Added Changelog appendix.
- o Converted source to XML format. This will result in many small formatting changes in the ASCII version.
- o Updated BASE and NASREQ references to current versions.

Intellectual Property Statement

The IETF takes no position regarding the validity or scope of any intellectual property or other rights that might be claimed to pertain to the implementation or use of the technology described in this document or the extent to which any license under such rights might or might not be available; neither does it represent that it has made any effort to identify any such rights. Information on the IETF's procedures with respect to rights in standards-track and standards-related documentation can be found in [BCP-11](#). Copies of claims of rights made available for publication and any assurances of licenses to be made available, or the result of an attempt made to obtain a general license or permission for the use of such proprietary rights by implementors or users of this specification can be obtained from the IETF Secretariat.

The IETF invites any interested party to bring to its attention any copyrights, patents or patent applications, or other proprietary rights which may cover technology that may be required to practice this standard. Please address the information to the IETF Executive Director.

Full Copyright Statement

Copyright (C) The Internet Society (2003). All Rights Reserved.

This document and translations of it may be copied and furnished to others, and derivative works that comment on or otherwise explain it or assist in its implementation may be prepared, copied, published and distributed, in whole or in part, without restriction of any kind, provided that the above copyright notice and this paragraph are included on all such copies and derivative works. However, this document itself may not be modified in any way, such as by removing the copyright notice or references to the Internet Society or other Internet organizations, except as needed for the purpose of developing Internet standards in which case the procedures for copyrights defined in the Internet Standards process must be followed, or as required to translate it into languages other than English.

The limited permissions granted above are perpetual and will not be revoked by the Internet Society or its successors or assignees.

This document and the information contained herein is provided on an "AS IS" basis and THE INTERNET SOCIETY AND THE INTERNET ENGINEERING TASK FORCE DISCLAIMS ALL WARRANTIES, EXPRESS OR IMPLIED, INCLUDING BUT NOT LIMITED TO ANY WARRANTY THAT THE USE OF THE INFORMATION

HEREIN WILL NOT INFRINGE ANY RIGHTS OR ANY IMPLIED WARRANTIES OF
MERCHANTABILITY OR FITNESS FOR A PARTICULAR PURPOSE.

Acknowledgement

Funding for the RFC Editor function is currently provided by the
Internet Society.