

Network Working Group
Internet-Draft
Intended status: Standards Track
Expires: January 19, 2017

E. Berger
S. Nandakumar
M. Zanaty
Cisco Systems
July 18, 2016

Frame Marking RTP Header Extension
draft-ietf-avtext-framemarking-02

Abstract

This document describes a Frame Marking RTP header extension used to convey information about video frames that is critical for error recovery and packet forwarding in RTP middleboxes or network nodes. It is most useful when media is encrypted, and essential when the middlebox or node has no access to the media encryption keys. It is also useful for codec-agnostic processing of encrypted or unencrypted media, while it also supports extensions for codec-specific information.

Status of This Memo

This Internet-Draft is submitted in full conformance with the provisions of [BCP 78](#) and [BCP 79](#).

Internet-Drafts are working documents of the Internet Engineering Task Force (IETF). Note that other groups may also distribute working documents as Internet-Drafts. The list of current Internet-Drafts is at <http://datatracker.ietf.org/drafts/current/>.

Internet-Drafts are draft documents valid for a maximum of six months and may be updated, replaced, or obsoleted by other documents at any time. It is inappropriate to use Internet-Drafts as reference material or to cite them other than as "work in progress."

This Internet-Draft will expire on January 19, 2017.

Copyright Notice

Copyright (c) 2016 IETF Trust and the persons identified as the document authors. All rights reserved.

This document is subject to [BCP 78](#) and the IETF Trust's Legal Provisions Relating to IETF Documents (<http://trustee.ietf.org/license-info>) in effect on the date of publication of this document. Please review these documents carefully, as they describe your rights and restrictions with respect

Internet-Draft

Frame Marking

July 2016

to this document. Code Components extracted from this document must include Simplified BSD License text as described in Section 4.e of the Trust Legal Provisions and are provided without warranty as described in the Simplified BSD License.

Table of Contents

1.	Introduction	2
2.	Key Words for Normative Requirements	4
3.	Frame Marking RTP Header Extension	4
3.1.	Mandatory Extension	4
3.2.	Layer ID Mappings	5
3.2.1.	H265 LID Mapping	5
3.2.2.	VP9 LID Mapping	5
3.2.3.	VP8 LID Mapping	6
3.2.4.	H264-SVC LID Mapping	6
3.2.5.	H264 (AVC) LID Mapping	6
3.3.	Signaling information	6
3.4.	Considerations on use	6
4.	Security Considerations	7
5.	Acknowledgements	7
6.	IANA Considerations	7
7.	References	7
7.1.	Normative References	7
7.2.	Informative References	8
	Authors' Addresses	8

[1.](#) Introduction

Many widely deployed RTP [[RFC3550](#)] topologies used in modern voice and video conferencing systems include a centralized component that acts as an RTP switch. It receives voice and video streams from each participant, which may be encrypted using SRTP [[RFC3711](#)], or extensions that provide participants with private media via end-to-end encryption that excludes the switch. The goal is to provide a set of streams back to the participants which enable them to render the right media content. In a simple video configuration, for example, the goal will be that each participant sees and hears just the active speaker. In that case, the goal of the switch is to receive the voice and video streams from each participant, determine the active speaker based on energy in the voice packets, possibly using the client-to-mixer audio level RTP header extension, and select the corresponding video stream for transmission to

participants; see Figure 1.

In this document, an "RTP switch" is used as a common short term for the terms "switching RTP mixer", "source projecting middlebox",

"source forwarding unit/middlebox" and "video switching MCU" as discussed in [[I-D.ietf-avtcore-rtp-topologies-update](#)].

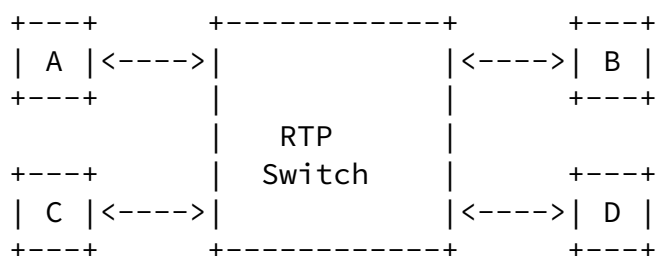


Figure 1: RTP switch

In order to properly support switching of video streams, the RTP switch typically needs some critical information about video frames in order to start and stop forwarding streams.

- o Because of inter-frame dependencies, it should ideally switch video streams at a point where the first frame from the new speaker can be decoded by recipients without prior frames, e.g. switch on an intra-frame.
- o In many cases, the switch may need to drop frames in order to realize congestion control techniques, and needs to know which frames can be dropped with minimal impact to video quality.
- o Furthermore, it is highly desirable to do this in a way which is not specific to the video codec. Nearly all modern video codecs share common concepts around frame types.
- o It is also desirable to be able to do this for SRTP without requiring the video switch to decrypt the packets. SRTP will encrypt the RTP payload format contents and consequently this data is not usable for the switching function without decryption, which may not even be possible in the case of end-to-end encryption of private media.

A comprehensive discussion of SFU considerations around codec

agnostic selective forwarding of RTP media is described in [\[I-D.aboba-avtcore-sfu-rtp\]](#)

By providing meta-information about the RTP streams outside the encrypted media payload an RTP switch can do selective forwarding without decrypting the payload. This document provides a solution to this problem.

[2.](#) Key Words for Normative Requirements

The key words "MUST", "MUST NOT", "REQUIRED", "SHALL", "SHALL NOT", "SHOULD", "SHOULD NOT", "RECOMMENDED", "MAY", and "OPTIONAL" in this document are to be interpreted as described in [\[RFC2119\]](#).

[3.](#) Frame Marking RTP Header Extension

The solution uses RTP header extensions as defined in [\[RFC5285\]](#). A subset of meta-information from the video stream is provided as an RTP header extension to allow an RTP switch to do generic selective forwarding of video streams encoded with potentially different video codecs.

[3.1.](#) Mandatory Extension

The following information are extracted from the media payload and sent in the Frame Marking RTP header extension.

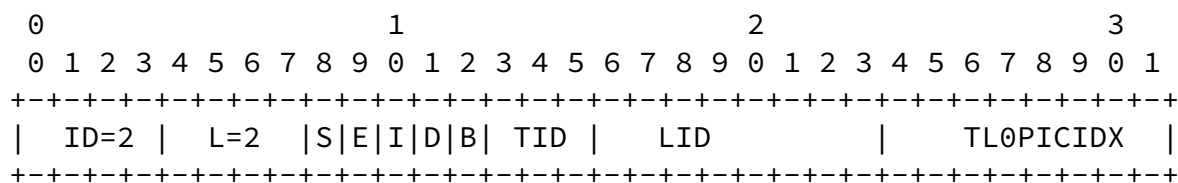
- o S: Start of Frame (1 bit) - MUST be 1 in the first packet in a frame within a layer; otherwise MUST be 0.
- o E: End of Frame (1 bit) - MUST be 1 in the last packet in a frame within a layer; otherwise MUST be 0.
- o I: Independent Frame (1 bit) - MUST be 1 for frames that can be decoded independent of prior frames, e.g. intra-frame, VPx keyframe, H.264 IDR [\[RFC6184\]](#), H.265 CRA/BLA; otherwise MUST be 0.
- o D: Discardable Frame (1 bit) - MUST be 1 for frames that can be dropped, and still provide a decodable media stream; otherwise MUST be 0.

- o B: Base Layer Sync (1 bit) - MUST be 1 if this frame only depends on the base layer; otherwise MUST be 0.
- o TID: Temporal ID (3 bits) - The base temporal layer starts with 0, and increases with 1 for each higher temporal layer/sub-layer.
- o LID: Layer ID (8 bits) - Identifies the spatial and quality layer encoded.
- o TL0PICIDX: Temporal Layer 0 Picture Index (8 bits) - Running index of base temporal layer 0 frames when TID is 0. When TID is not 0, this indicates a dependency on the given index.

The layer information contained in TID and LID convey useful aspects of the layer structure that can be utilized in selective forwarding. Without further information about the layer structure, these identifiers can only be used for relative priority of layers. They convey a layer hierarchy with TID=0 and LID=0 identifying the base layer. Higher values of TID identify higher temporal layers with higher frame rates. Higher values of LID identify higher spatial or quality layers with higher resolutions and bitrates.

With further information, for example, possible future RTCP SDES items that convey full layer structure information, it may be possible to map these TIDs and LIDs to specific frame rates, resolutions and bitrates. Such additional layer information may be useful to forwarding decisions in the RTP switch, but is beyond the scope of this memo. The relative layer information is still useful for many selective forwarding decisions even without such additional layer information.

The Frame Marking RTP header extension is encoded using the one-byte header or two-byte header as described in [[RFC5285](#)]. The one-byte header format is shown below and used for examples in this memo. The two-byte header format is used when other two-byte header extensions are present in the same RTP packet, since mixing one-byte and two-byte extensions is not possible in the same RTP packet.



3.2. Layer ID Mappings

3.2.1. H265 LID Mapping

The following shows H265-LayerID (6 bits) mapped to the generic LID field.

```

0          1          2          3
0 1 2 3 4 5 6 7 8 9 0 1 2 3 4 5 6 7 8 9 0 1 2 3 4 5 6 7 8 9 0 1
+-----+-----+-----+-----+
| ID=2 | L=2 |S|E|I|D|B| TID |0|0| LayerID | TL0PICIDX |
+-----+-----+-----+-----+
```

3.2.2. VP9 LID Mapping

The following shows VP9 Layer encoding information (4 bits for spatial and quality) mapped to the generic LID field.

```

0          1          2          3
0 1 2 3 4 5 6 7 8 9 0 1 2 3 4 5 6 7 8 9 0 1 2 3 4 5 6 7 8 9 0 1
+-----+-----+-----+-----+
| ID=2 | L=2 |S|E|I|D|B| TID |0|0|0|0| RS| RQ| TL0PICIDX |
+-----+-----+-----+-----+
```

3.2.3. VP8 LID Mapping

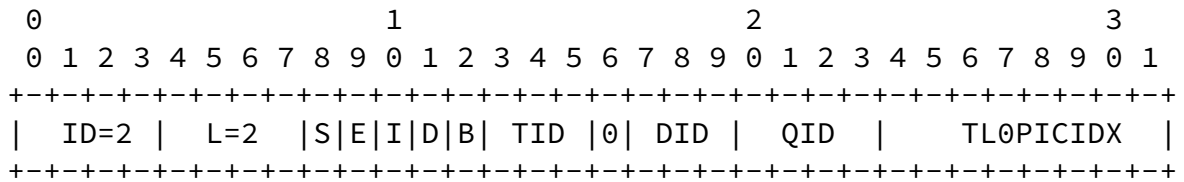
The following shows the header extension for VP8 that contains no layer information.

```

0          1          2          3
0 1 2 3 4 5 6 7 8 9 0 1 2 3 4 5 6 7 8 9 0 1 2 3 4 5 6 7 8 9 0 1
+-----+-----+-----+-----+
| ID=2 | L=2 |S|E|I|D|B| TID |0|0|0|0|0|0|0|0|0|0| TL0PICIDX |
+-----+-----+-----+-----+
```

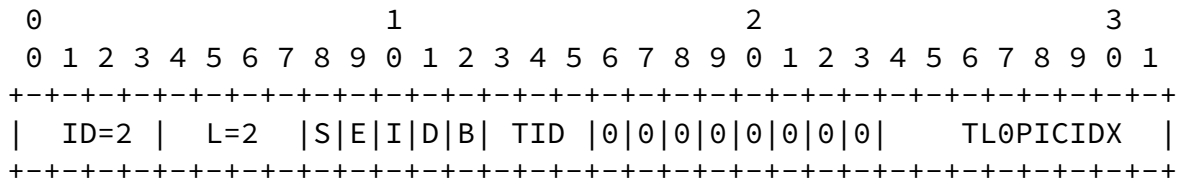
3.2.4. H264-SVC LID Mapping

The following shows H264-SVC Layer encoding information (3 bits for spatial and 4 bits quality) mapped to the generic LID field.



3.2.5. H264 (AVC) LID Mapping

The following shows the header extension for H264 (AVC) that contains no layer information.



3.3. Signaling information

The URI for declaring this header extension in an extmap attribute is "urn:ietf:params:rtp-hdext:framemarking". It does not contain any extension attributes.

An example attribute line in SDP:

```
a=extmap:3 urn:ietf:params:rtp-hdext:framemarking
```

3.4. Considerations on use

The header extension values MUST represent what is already in the RTP payload.

When a RTP switch needs to discard a received video frame due to congestion control considerations, it is RECOMMENDED that it preferably drop frames marked with the "discardable" bit.

When a RTP switch wants to forward a new video stream to a receiver, it is RECOMMENDED to select the new video stream from the first switching point (I bit set) and forward the same. A RTP switch can request a media source to generate a switching point for H.264 by

sending Full Intra Request (RTCP FIR) as defined in [[RFC5104](#)], for example.

[4.](#) Security Considerations

In the Secure Real-Time Transport Protocol (SRTP) [[RFC3711](#)], RTP header extensions are authenticated but not encrypted. When header extensions are used some of the payload type information are exposed and is visible to middle boxes. The encrypted media data is not exposed, so this is not seen as a high risk exposure.

[5.](#) Acknowledgements

Many thanks to Bernard Aboba, Jonathan Lennox, and Stephan Wenger for their inputs.

[6.](#) IANA Considerations

This document defines a new extension URI to the RTP Compact HeaderExtensions sub-registry of the Real-Time Transport Protocol (RTP) Parameters registry, according to the following data:

Extension URI: urn:ietf:params:rtp-hdext:framemarkinginfo
Description: Frame marking information for video streams
Contact: espeberg@cisco.com
Reference: RFC XXXX

Note to RFC Editor: please replace RFC XXXX with the number of this RFC.

[7.](#) References

[7.1.](#) Normative References

[RFC2119] Bradner, S., "Key words for use in RFCs to Indicate Requirement Levels", [BCP 14](#), [RFC 2119](#), DOI 10.17487/RFC2119, March 1997, <<http://www.rfc-editor.org/info/rfc2119>>.

[7.2.](#) Informative References

- [I-D.ietf-avtcore-rtp-topologies-update]
Westerlund, M. and S. Wenger, "RTP Topologies", [draft-ietf-avtcore-rtp-topologies-update-10](#) (work in progress), July 2015.
- [I-D.aboba-avtcore-sfu-rtp]
Aboba, B., "Codec-Independent Selective Forwarding", [draft-aboba-avtcore-sfu-rtp-00](#) (work in progress), July 2015.
- [RFC3550] Schulzrinne, H., Casner, S., Frederick, R., and V. Jacobson, "RTP: A Transport Protocol for Real-Time Applications", STD 64, [RFC 3550](#), DOI 10.17487/RFC3550, July 2003, <<http://www.rfc-editor.org/info/rfc3550>>.
- [RFC3711] Baugher, M., McGrew, D., Naslund, M., Carrara, E., and K. Norrman, "The Secure Real-time Transport Protocol (SRTP)", [RFC 3711](#), DOI 10.17487/RFC3711, March 2004, <<http://www.rfc-editor.org/info/rfc3711>>.
- [RFC5104] Wenger, S., Chandra, U., Westerlund, M., and B. Burman, "Codec Control Messages in the RTP Audio-Visual Profile with Feedback (AVPF)", [RFC 5104](#), DOI 10.17487/RFC5104, February 2008, <<http://www.rfc-editor.org/info/rfc5104>>.
- [RFC5285] Singer, D. and H. Desineni, "A General Mechanism for RTP Header Extensions", [RFC 5285](#), DOI 10.17487/RFC5285, July 2008, <<http://www.rfc-editor.org/info/rfc5285>>.
- [RFC6184] Wang, Y., Even, R., Kristensen, T., and R. Jesup, "RTP Payload Format for H.264 Video", [RFC 6184](#), DOI 10.17487/RFC6184, May 2011, <<http://www.rfc-editor.org/info/rfc6184>>.

Authors' Addresses

Espen Berger
Cisco Systems

Phone: +47 98228179
Email: espeberg@cisco.com

Suhas Nandakumar
Cisco Systems
170 West Tasman Drive
San Jose, CA 95134
US

Email: snandaku@cisco.com

Mo Zanaty
Cisco Systems
170 West Tasman Drive
San Jose, CA 95134
US

Email: mzanaty@cisco.com

