

BESS Workgroup  
Internet Draft

Intended status: Standards Track

J. Rabadan, Ed.  
Nokia  
S. Mohanty, Ed.  
A. Sajassi  
Cisco  
J. Drake  
Juniper  
K. Nagaraj  
S. Sathappan  
Nokia

Expires: September 6, 2018

March 5, 2018

**Framework for EVPN Designated Forwarder Election Extensibility**  
**draft-ietf-bess-evpn-df-election-framework-00**

Abstract

The Designated Forwarder (DF) in EVPN networks is the PE responsible for sending broadcast, unknown unicast and multicast (BUM) traffic to a multi-homed CE, on a given VLAN on a particular Ethernet Segment (ES). The DF is selected out of a list of candidate PEs that advertise the same Ethernet Segment Identifier (ESI) to the EVPN network. By default, EVPN uses a DF Election algorithm referred to as "Service Carving" and it is based on a modulus function ( $V \bmod N$ ) that takes the number of PEs in the ES ( $N$ ) and the VLAN value ( $V$ ) as input. This default DF Election algorithm has some inefficiencies that this document addresses by defining a new DF Election algorithm and a capability to influence the DF Election result for a VLAN, depending on the state of the associated Attachment Circuit (AC). In addition, this document creates a registry with IANA, for future DF Election Algorithms and Capabilities. It also presents a formal definition and clarification of the DF Election Finite State Machine.

Status of this Memo

This Internet-Draft is submitted in full conformance with the provisions of [BCP 78](#) and [BCP 79](#).

Internet-Drafts are working documents of the Internet Engineering Task Force (IETF), its areas, and its working groups. Note that

other groups may also distribute working documents as Internet-Drafts.

Internet-Drafts are draft documents valid for a maximum of six months and may be updated, replaced, or obsoleted by other documents at any time. It is inappropriate to use Internet-Drafts as reference material or to cite them other than as "work in progress."

The list of current Internet-Drafts can be accessed at  
<http://www.ietf.org/ietf/1id-abstracts.txt>

The list of Internet-Draft Shadow Directories can be accessed at  
<http://www.ietf.org/shadow.html>

This Internet-Draft will expire on September 6, 2018.

#### Copyright Notice

Copyright (c) 2018 IETF Trust and the persons identified as the document authors. All rights reserved.

This document is subject to [BCP 78](#) and the IETF Trust's Legal Provisions Relating to IETF Documents (<http://trustee.ietf.org/license-info>) in effect on the date of publication of this document. Please review these documents carefully, as they describe your rights and restrictions with respect to this document. Code Components extracted from this document must include Simplified BSD License text as described in Section 4.e of the Trust Legal Provisions and are provided without warranty as described in the Simplified BSD License.



## Table of Contents

<a href="#">1. Conventions and Terminology</a>	<a href="#">3</a>
<a href="#">2. Introduction</a>	<a href="#">4</a>
<a href="#">2.1. Default Designated Forwarder (DF) Election in EVPN</a>	<a href="#">4</a>
<a href="#">2.2. Problem Statement</a>	<a href="#">5</a>
<a href="#">2.2.1. Unfair Load-Balancing and Service Disruption</a>	<a href="#">6</a>
<a href="#">2.2.2. Traffic Black-Holing on Individual AC Failures</a>	<a href="#">7</a>
<a href="#">2.3. The Need for Extending the Default DF Election in EVPN</a>	<a href="#">9</a>
<a href="#">3. Designated Forwarder Election Protocol and BGP Extensions</a>	<a href="#">10</a>
<a href="#">3.1 The DF Election Finite State Machine (FSM)</a>	<a href="#">10</a>
<a href="#">3.2 The DF Election Extended Community</a>	<a href="#">13</a>
<a href="#">3.3 Auto-Derivation of ES-Import Route Target</a>	<a href="#">15</a>
<a href="#">4. The Highest Random Weight DF Election Type</a>	<a href="#">15</a>
<a href="#">4.1. HRW and Consistent Hashing</a>	<a href="#">16</a>
<a href="#">4.2. HRW Algorithm for EVPN DF Election</a>	<a href="#">16</a>
<a href="#">5. The Attachment Circuit Influenced DF Election Capability</a>	<a href="#">17</a>
5.1. AC-Influenced DF Election Capability For VLAN-Aware Bundle Services	<a href="#">19</a>
<a href="#">6. Solution Benefits</a>	<a href="#">20</a>
<a href="#">7. Security Considerations</a>	<a href="#">21</a>
<a href="#">8. IANA Considerations</a>	<a href="#">21</a>
<a href="#">9. References</a>	<a href="#">21</a>
<a href="#">9.1. Normative References</a>	<a href="#">21</a>
<a href="#">9.2. Informative References</a>	<a href="#">22</a>
<a href="#">10. Acknowledgments</a>	<a href="#">23</a>
<a href="#">11. Contributors</a>	<a href="#">23</a>
Authors' Addresses	<a href="#">23</a>

## [1. Conventions and Terminology](#)

The key words "MUST", "MUST NOT", "REQUIRED", "SHALL", "SHALL NOT", "SHOULD", "SHOULD NOT", "RECOMMENDED", "NOT RECOMMENDED", "MAY", and "OPTIONAL" in this document are to be interpreted as described in [BCP14](#) [[RFC2119](#)] [[RFC8174](#)] when, and only when, they appear in all capitals, as shown here.

- o AC and ACS - Attachment Circuit and Attachment Circuit Status. An AC has an Ethernet Tag associated to it.
- o BUM - refers to the Broadcast, Unknown unicast and Multicast traffic.
- o DF, NDF and BDF - Designated Forwarder, Non-Designated Forwarder and Backup Designated Forwarder
- o Ethernet A-D per ES route - refers to [[RFC7432](#)] route type 1 or



Auto-Discovery per Ethernet Segment route.

- o Ethernet A-D per EVI route - refers to [[RFC7432](#)] route type 1 or Auto-Discovery per EVPN Instance route.
- o ES and ESI - Ethernet Segment and Ethernet Segment Identifier.
- o EVI - EVPN Instance.
- o BD - Broadcast Domain. An EVI may be comprised of one (VLAN-Based or VLAN-Bundle services) or multiple (VLAN-Aware Bundle services) Broadcast Domains.
- o HRW - Highest Random Weight
- o VID and CE-VID - VLAN Identifier and Customer Equipment VLAN Identifier.
- o Ethernet Tag - used to represent a Broadcast Domain that is configured on a given ES for the purpose of DF election. Note that any of the following may be used to represent a Broadcast Domain: VIDs (including double Q-in-Q tags), configured IDs, VNI, normalized VID, I-SIDs, etc., as long as the representation of the broadcast domains is configured consistently across the multi-homed PEs attached to that ES.
- o DF Election Procedure and DF Algorithm - The Designated Forwarder Election Procedure or simply DF Election, refers to the process in its entirety, including the discovery of the PEs in the ES, the creation and maintenance of the PE candidate list and the selection of a PE. The Designated Forwarder Algorithm is just a component of the DF Election Procedure and strictly refers to the selection of a PE for a given <ES, Ethernet Tag>.

This document also assumes familiarity with the terminology of [[RFC7432](#)].

## **[2. Introduction](#)**

### **[2.1. Default Designated Forwarder \(DF\) Election in EVPN](#)**

[RFC7432] defines the Designated Forwarder (DF) as the EVPN PE responsible for:

- o Flooding Broadcast, Unknown unicast and Multicast traffic (BUM), on a given Ethernet Tag on a particular Ethernet Segment (ES), to the



CE. This is valid for single-active and all-active EVPN multi-homing.

- o Sending unicast traffic on a given Ethernet Tag on a particular ES to the CE. This is valid for single-active multi-homing.

Figure 1 illustrates an example that we will be used to explain the Designated Forwarder function.

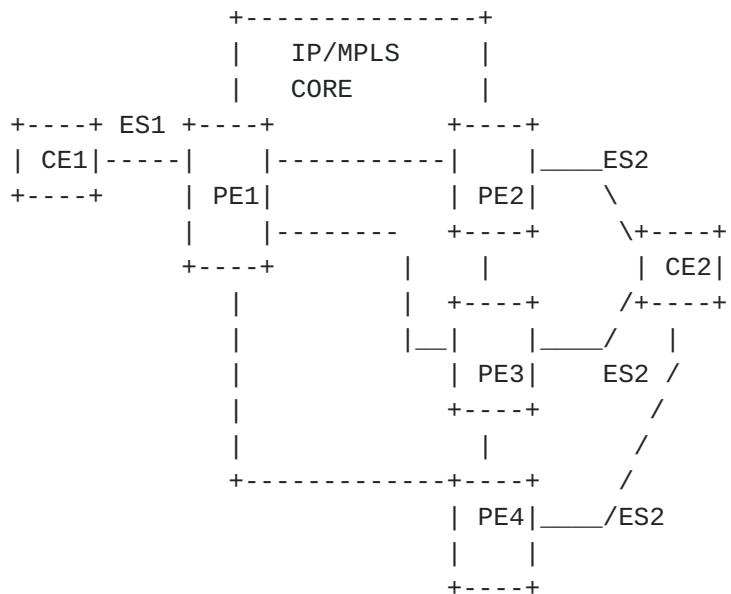


Figure 1 Multi-homing Network of EVPN

Figure 1 illustrates a case where there are two Ethernet Segments, ES1 and ES2. PE1 is attached to CE1 via Ethernet Segment ES1 whereas PE2, PE3 and PE4 are attached to CE2 via ES2 i.e. PE2, PE3 and PE4 form a redundancy group. Since CE2 is multi-homed to different PEs on the same Ethernet Segment, it is necessary for PE2, PE3 and PE4 to agree on a DF to satisfy the above mentioned requirements.

Layer-2 devices are particularly susceptible to forwarding loops because of the broadcast nature of the Ethernet traffic. Therefore it is very important that, in case of multi-homing, only one of the links be used to direct traffic to/from the core.

One of the pre-requisites for this support is that participating PEs must agree amongst themselves as to who would act as the Designated Forwarder (DF). This needs to be achieved through a distributed algorithm in which each participating PE independently and unambiguously selects one of the participating PEs as the DF, and the result should be unanimously in agreement.





The default procedure for DF election defined by [\[RFC7432\]](#) at the granularity of (ESI,EVI) is referred to as "service carving". In this document, service carving or default DF Election algorithm is used indistinctly. With service carving, it is possible to elect multiple DFs per Ethernet Segment (one per EVI) in order to perform load-balancing of traffic destined to a given Segment. The objective is that the load-balancing procedures should carve up the BDspace among the redundant PE nodes evenly, in such a way that every PE is the DF for a disjoint set of EVIs.

The DF Election algorithm as described in [\[RFC7432\]](#) ([Section 8.5](#)) is based on a modulus operation. The PEs to which the ES (for which DF election is to be carried out per VLAN) is multi-homed from an ordered (ordinal) list in ascending order of the PE IP address values. For example, there are N PEs: PE0, PE1,... PEN-1 ranked as per increasing IP addresses in the ordinal list; then for each VLAN with Ethernet Tag V, configured on the Ethernet Segment ES1, PEx is the DF for VLAN V on ES1 when  $x$  equals  $(V \bmod N)$ . In the case of VLAN-Bundle only the lowest VLAN is used. In the case when the planned density is high (meaning there are significant number of VLANs and the Ethernet Tags are uniformly distributed), the thinking is that the DF Election will be spread across the PEs hosting that Ethernet Segment and good service carving can be achieved.

The described default DF Election algorithm has some undesirable properties and in some cases can be somewhat disruptive and unfair. This document describes those issues and proposes a mechanism for dealing with them. These mechanisms do involve changes to the default DF Election algorithm, however they do not require any protocol changes to the EVPN Route exchange and have minimal changes to their content per se.

Note that while [\[RFC7432\]](#) elects a DF per <ES, EVI>, this document elects a DF per <ES, BD>. This means that unlike [\[RFC 7432\]](#), where for a VLAN Aware Bundle service EVI there is only one DF for the EVI, this document specifies that there will be multiple DFs, one for each BD configured in that EVI.

## **[2.2. Problem Statement](#)**

This section describes some potential issues on the default DF Election algorithm.

### **[2.2.1. Unfair Load-Balancing and Service Disruption](#)**

There are three fundamental problems with the current DF Election algorithm.



- 1- First, the algorithm will not perform well when the Ethernet Tag follows a non-uniform distribution, for instance when the Ethernet Tags are all even or all odd. In such a case let us assume that the ES is multi-homed to two PEs; all the VLANs will only pick one of the PEs as the DF. This is very sub-optimal. It defeats the purpose of service carving as the DFs are not really evenly spread across. In this particular case, in fact one of the PEs does not get elected all as the DF, so it does not participate in the DF responsibilities at all. Consider another example where referring to Figure 1, let's assume that PE2, PE3, PE4 are in ascending order of the IP address; and each VLAN configured on ES2 is associated with an Ethernet Tag of the form  $(3x+1)$ , where  $x$  is an integer. This will result in PE3 always be selected as the DF.
- 2- Even in the case when the Ethernet Tag distribution is uniform the instance of a PE being up or down results in re-computation ( $(v \bmod N-1)$  or  $(v \bmod N+1)$  as is the case); the resulting modulus value need not be uniformly distributed because it can be subject to the primality of  $N-1$  or  $N+1$  as may be the case.
- 3- The third problem is one of disruption. Consider a case when the same Ethernet Segment is multi-homed to a set of PEs. When the ES is down in one of the PEs, say PE1, or PE1 itself reboots, or the BGP process goes down or the connectivity between PE1 and an RR goes down, the effective number of PEs in the system now becomes  $N-1$  and DFs are computed for all the VLANs that are configured on that Ethernet Segment. In general, if the DF for a VLAN  $v$  happens not to be PE1, but some other PE, say PE2, it is likely that some other PE will become the new DF. This is not desirable. Similarly when a new PE hosts the same Ethernet Segment, the mapping again changes because of the mod operation. This results in needless churn. Again referring to Figure 1, say  $v_1$ ,  $v_2$  and  $v_3$  are VLANs configured on ES2 with associated Ethernet Tags of value 999, 1000 and 10001 respectively. So PE1, PE2 and PE3 are also the DFs for  $v_1$ ,  $v_2$  and  $v_3$  respectively. Now when PE3 goes down, PE2 will become the DF for  $v_1$  and PE1 will become the DF for  $v_2$ .

One point to note is that the current DF election algorithm assumes that all the PEs who are multi-homed to the same Ethernet Segment and interested in the DF Election by exchanging EVPN routes have a V4 peering with each other or via a Route Reflector. This need not be the case as there can be a v6 peering and supporting the EVPN address-family.

Mathematically, a conventional hash function maps a key  $k$  to a number  $i$  representing one of  $m$  hash buckets through a function  $h(k)$  i.e.  $i=h(k)$ . In the EVPN case,  $h$  is simply a modulo- $m$  hash function viz.  $h(v) = v \bmod N$ , where  $N$  is the number of PEs that are multi-homed to



the Ethernet Segment in discussion. It is well-known that for good hash distribution using the modulus operation, the modulus  $N$  should be a prime-number not too close to a power of 2 [CLRS2009]. When the effective number of PEs changes from  $N$  to  $N-1$  (or vice versa); all the objects (VLAN  $V$ ) will be remapped except those for which  $V \bmod N$  and  $V \bmod (N-1)$  refer to the same PE in the previous and subsequent ordinal rankings respectively.

From a forwarding perspective, this is a churn, as it results in programming the CE and PE side ports as blocking or non-blocking at potentially all PEs when the DF changes either because (i) a new PE is added or (ii) another one goes down or loses connectivity or else cannot take part in the DF election process for whatever reason. This document addresses this problem and furnishes a solution to this undesirable behavior.

### **2.2.2. Traffic Black-Holing on Individual AC Failures**

As discussed in [section 2.1](#) the default DF Election algorithm defined by [RFC7432] takes into account only two variables in modulus function for a given ES: the existence of the PE's IP address on the candidate list and the locally provisioned Ethernet Tags.

If the DF for an  $\langle \text{ESI}, \text{EVI} \rangle$  fails (due to physical link/node failures) an ES route withdrawal will make the Non-DF (NDF) PEs re-elect the DF for that  $\langle \text{ESI}, \text{EVI} \rangle$  and the service will be recovered.

However the default DF election procedure does not provide a protection against "logical" failures or human errors that may occur at service level on the DF, while the list of active PEs for a given ES does not change. These failures may have an impact not only on the local PE where the issue happens, but also on the rest of the PEs of the ES. Some examples of such logical failures are listed below:

- a) A given individual Attachment Circuit (AC) defined in an ES is accidentally shutdown or even not provisioned yet (hence the Attachment Circuit Status - ACS - is DOWN), while the ES is operationally active (since the ES route is active).
- b) A given MAC-VRF - with a defined ES - is shutdown or not provisioned yet, while the ES is operationally active (since the ES route is active). In this case, the ACS of all the ACs defined in that MAC-VRF is considered to be DOWN.

Neither (a) nor (b) will trigger the DF re-election on the remote PEs for a given ES since the ACS is not taken into account in the DF election procedures. While the ACS is used as a DF election



tie-breaker and trigger in VPLS multi-homing procedures [[VPLS-MH](#)], there is no procedure defined in EVPN [[RFC7432](#)] to trigger the DF re-election based on the ACS change on the DF.

Figure 2 illustrates the described issue with an example.

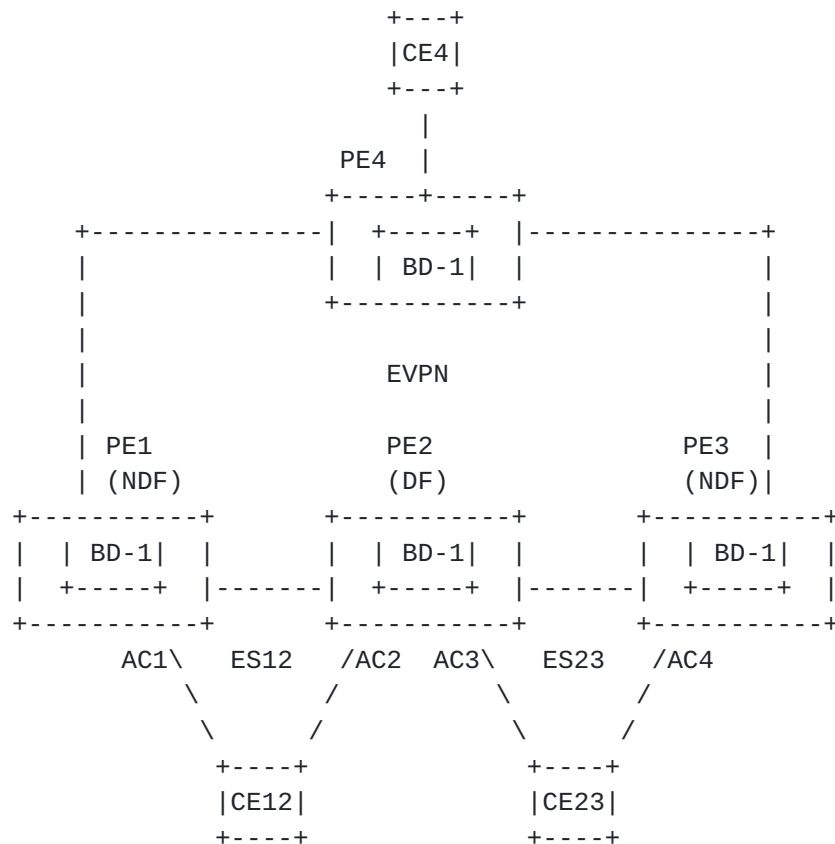


Figure 2 Default DF Election and Traffic Black-Holing

BD-1 is defined in PE1, PE2, PE3 and PE4. CE12 is a multi-homed CE connected to ES12 in PE1 and PE2. Similarly CE23 is multi-homed to PE2 and PE3 using ES23. Both, CE12 and CE23, are connected to BD-1 through VLAN-based service interfaces: CE12-VID 1 (VLAN ID 1 on CE12) is associated to AC1 and AC2 in BD-1, whereas CE23-VID 1 is associated to AC3 and AC4 in BD-1. Assume that, although not represented, there are other ACs defined on these ES mapped to different BDs.

After running the [[RFC7432](#)] default DF election algorithm, PE2 turns out to be the DF for ES12 and ES23 in BD-1. The following issues may arise:

a) If AC2 is accidentally shutdown or even not configured, CE12





traffic will be impacted. In case of all-active multi-homing, the BUM traffic to CE12 will be "black-holed", whereas for single-active multi-homing, all the traffic to/from CE12 will be discarded. This is due to the fact that a logical failure in PE2's AC2 may not trigger an ES route withdrawn for ES12 (since there are still other ACs active on ES12) and therefore PE1 will not re-run the DF election procedures.

- b) If the Bridge Table for BD-1 is administratively shutdown or even not configured yet on PE2, CE12 and CE23 will both be impacted: BUM traffic to both CEs will be discarded in case of all-active multi-homing and all traffic will be discarded to/from the CEs in case of single-active multi-homing. This is due to the fact that PE1 and PE3 will not re-run the DF election procedures and will keep assuming PE2 is the DF.

Quoting [[RFC7432](#)], "when an Ethernet Tag is decommissioned on an Ethernet Segment, then the PE MUST withdraw the Ethernet A-D per EVI route(s) announced for the <ESI, Ethernet Tags> that are impacted by the decommissioning", however, while this A-D per EVI route withdrawal is used at the remote PEs performing aliasing or backup procedures, it is not used to influence the DF election for the affected EVIs.

This document modifies the default DF Election procedure so that the ACS may be taken into account as a variable in the DF election, and therefore EVPN can provide protection against logical failures.

### **2.3. The Need for Extending the Default DF Election in EVPN**

[Section 2.2](#) describes some of the issues that exist in the default DF Election procedures. In order to address those issues, this document describes a new DF Election algorithm and a new capability that can influence the DF Election result:

- o The new DF Election algorithm is referred to as "Highest Random Weight" (HRW). The HRW procedures are described in [section 4](#).
- o The new DF Election capability is referred to as "AC-Influenced DF Election" (AC-DF). The AC-DF procedures are described in [section 5](#).
- o Both, HRW and AC-DF MAY be used independently or simultaneously. The AC-DF capability MAY be used with the default DF Election algorithm too.

In addition, this document defines a way to indicate the support of



HRW and/or AC-DF along with the EVPN ES routes advertised for a given ES. Refer to [section 3.2](#) for more details.

### **3. Designated Forwarder Election Protocol and BGP Extensions**

This section describes the BGP extensions required to support the new DF Election procedures. In addition, since the specification in EVPN [\[RFC7432\]](#) does leave several questions open as to the precise final state machine behavior of the DF election, [section 3.1](#) describes precisely the intended behavior.

#### **[3.1](#) The DF Election Finite State Machine (FSM)**

Per [\[RFC7432\]](#), the FSM described in Figure 3 is executed per <ESI,VLAN> in case of VLAN-based service or <ESI,[VLANs in VLAN-Bundle]> in case of VLAN-Bundle on each participating PE.

Observe that currently the VLANs are derived from local configuration and the FSM does not provide any protection against misconfiguration where same EVI,ESI combination has different set of VLANs on different participating PEs or one of the PEs elects to consider VLANs as VLAN-Bundle and another as separate VLANs for election purposes (service type mismatch).

The FSM is normative in the sense that any design or implementation MUST behave towards external peers and as observable external behavior (DF) in a manner equivalent to this FSM.



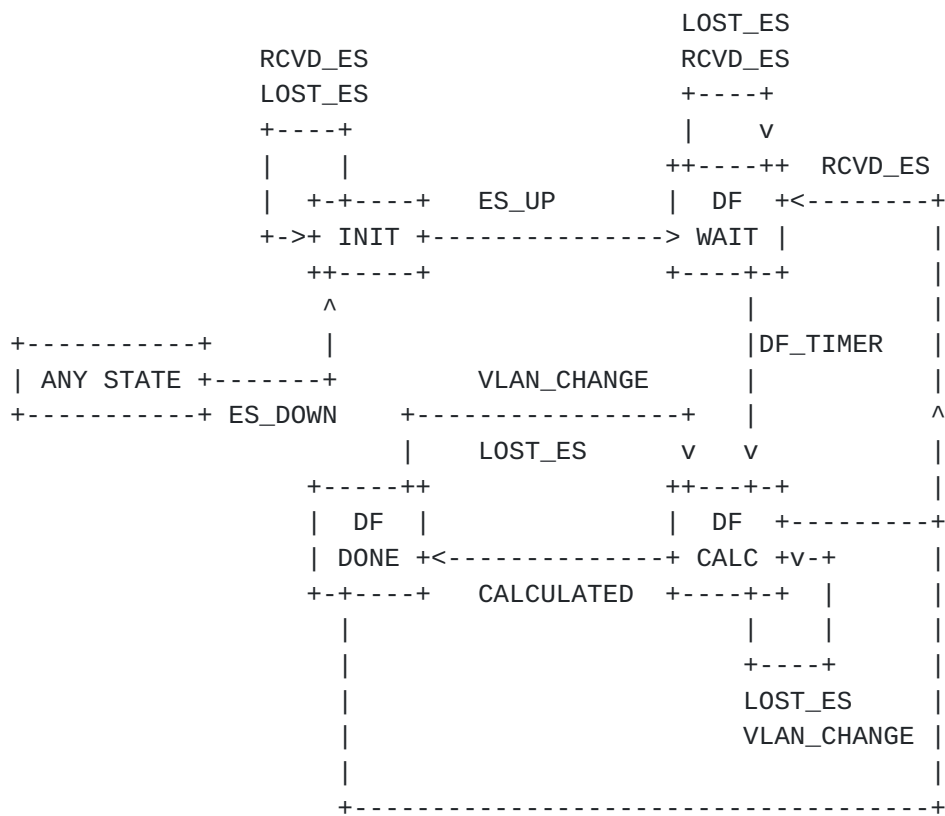


Figure 3 DF Election Finite State Machine

## States:

1. INIT: Initial State
2. DF WAIT: State in which the participants waits for enough information to perform the DF election for the EVI/ESI/VLAN combination.
3. DF CALC: State in which the new DF is recomputed.
4. DF DONE: State in which the according DF for the EVI/ESI/VLAN combination has been elected.

## Events:

1. ES\_UP: The ESI has been locally configured as 'up'.
2. ES\_DOWN: The ESI has been locally configured as 'down'.
3. VLAN\_CHANGE: The VLANs configured in a bundle that uses the ESI changed. This event is necessary for VLAN-Bundles only.



4. DF\_TIMER: DF Wait timer has expired.
5. RCVD\_ES: A new or changed Ethernet Segment Route is received in a BGP REACH UPDATE. Receiving an unchanged UPDATE MUST NOT trigger this event.
6. LOST\_ES: A BGP UNREACH UPDATE for a previously received Ethernet Segment route has been received. If an UNREACH is seen for a route that has not been advertised previously, the event MUST NOT be triggered.
7. CALCULATED: DF has been successfully calculated.

According actions when transitions are performed or states entered/exited:

1. ANY STATE on ES\_DOWN: (i)stop DF timer (ii) assume non-DF for local PE.
2. INIT on ES\_UP: (i)do nothing.
3. INIT on RCVD\_ES, LOST\_ES: (i)do nothing.
4. DF\_WAIT on entering the state: (i) start DF timer if not started already or expired (ii) assume non-DF for local PE.
5. DF\_WAIT on RCVD\_ES, LOST\_ES: do nothing.
6. DF\_WAIT on DF\_TIMER: do nothing.
7. DF\_CALC on entering or re-entering the state: (i) rebuild according list and hashes and perform election (ii) FSM generates CALCULATED event against itself.
8. DF\_CALC on LOST\_ES or VLAN\_CHANGE: do nothing.
9. DF\_CALC on RCVD\_ES: do nothing.
10. DF\_CALC on CALCULATED: (i) mark election result for VLAN or bundle.
11. DF\_DONE on exiting the state: (i)if [RFC7432](#) election or new election and lost primary DF then assume non-DF for local PE for VLAN or VLAN-Bundle.
12. DF\_DONE on VLAN\_CHANGE or LOST\_ES: do nothing.





### 3.2 The DF Election Extended Community

For the DF election procedures to be globally convergent and unanimous, it is necessary that all the participating PEs agree on the DF Election algorithm to be used. For instance, it is not possible that some PEs continue to use the default DF Election algorithm and some PEs use HRW. For brown-field deployments and for interoperability with legacy boxes, it is important that all PEs need to have the capability to fall back on the Default DF Election. A PE can indicate its willingness to support HRW and/or AC-DF by signaling a DF Election Extended Community along with the Ethernet Segment Route (Type-4).

The DF Election Extended Community is a new BGP transitive extended community attribute [[RFC4360](#)] that is defined to identify the DF election procedure to be used for the Ethernet Segment. Figure 4 shows the encoding of the DF Election Extended Community.

```

0 1 2 3 4 5 6 7 8 9 0 1 2 3 4 5 6 7 8 9 0 1 2 3 4 5 6 7 8 9 0 1
+---+---+---+---+---+---+---+---+---+---+---+---+---+---+---+
| Type=0x06      | Sub-Type(0x06)| DF Type      | Bitmap      |
+---+---+---+---+---+---+---+---+---+---+---+---+---+---+---+
|                                     Reserved = 0                                     |
+---+---+---+---+---+---+---+---+---+---+---+---+---+---+---+

```

Figure 4 DF Election Extended Community

Where:

- o Type is 0x06 as registered with IANA for EVPN Extended Communities.
- o Sub-Type is 0x06 - "DF Election Extended Community" as requested by this document to IANA.
- o DF Type (1 octet) - Encodes the DF Election algorithm values (between 0 and 255) that the advertising PE desires to use for the ES. This document requests IANA to set up a registry called "DF Type Registry" and solicits the following values:
  - Type 0: Default DF Election algorithm, or modulus-based algorithm as in [[RFC7432](#)].
  - Type 1: HRW algorithm (explained in this document).
  - Types 2-254: Unassigned.
  - Type 255: Reserved for Experimental Use.



- o Bitmap (1 octet) - Encodes "capabilities" associated to the DF Election algorithm in the field "DF Type". This document requests IANA to create a registry for the Bitmap field, called "DF Election Capabilities" and solicits the following values:

- Bit 24: Unassigned.
- Bit 25: AC-DF (AC-Influenced DF Election, explained in this document). When set to 1, it indicates the desire to use AC-Influenced DF Election with the rest of the PEs in the ES.
- Bits 26-31: Unassigned.

The DF Election Extended Community is used as follows:

- o A PE SHOULD attach the DF Election Extended Community to any advertised ES route and the Extended Community MUST be sent if the ES is locally configured for DF Type HRW and/or AC-DF. In the Extended Community, the PE indicates the desired "DF Type" algorithm and "Bitmap" capabilities to be used for the ES. Only one DF Election Extended Community can be sent along with an ES route.

- DF Types 0 and 1 can be both used with bit AC-DF set to 0 or 1.
- In general, a specific DF Type MAY determine the use of the reserved bits in the Extended Community. In case of DF Type HRW, the reserved bits will be sent as 0 and will be ignored on reception.

- o When a PE receives the ES Routes from all the other PEs for the ES in question, it checks to see if all the advertisements have the extended community with the same DF Type and Bitmap:

- In the case that they do, this particular PE will follow the procedures for the advertised DF Type and capabilities. For instance, if all ES routes for a given ES indicate DF Type HRW and AC-DF set to 1, the receiving PE and by induction all the other PEs in the ES will proceed to do DF Election as per the HRW Algorithm and following the AC-DF procedures.
- Otherwise if even a single advertisement for the type-4 route is not received with the locally configured DF Type and capability, the default DF Election algorithm (modulus) algorithm MUST be used as in [[RFC7432](#)].
- The absence of the DF Election Extended Community MUST be interpreted by a receiving PE as an indication of the default DF Election algorithm on the sending PE, that is, DF Type 0 and no



DF Election capabilities.

- o When all the PEs in an ES advertise DF Type 255, they will rely on the local policy to decide how to proceed with the DF Election.

### **3.3 Auto-Derivation of ES-Import Route Target**

[Section 7.6 of \[RFC7432\]](#) describes how the value of the ES-Import Route Target for ESI types 1, 2, and 3 can be auto-derived by using the high-order six bytes of the nine byte ESI value. This document extends the same auto-derivation procedure to ESI types 0, 4, and 5.

## **4. The Highest Random Weight DF Election Type**

The procedure discussed in this section is applicable to the DF Election in EVPN Services [\[RFC7432\]](#) and EVPN Virtual Private Wire Services [\[RFC8214\]](#).

Highest Random Weight (HRW) as defined in [\[HRW1999\]](#) is originally proposed in the context of Internet Caching and proxy Server load balancing. Given an object name and a set of servers, HRW maps a request to a server using the object-name (object-id) and server-name (server-id) rather than the state of the server states. HRW forms a hash out of the server-id and the object-id and forms an ordered list of the servers for the particular object-id. The server for which the hash value is highest, serves as the primary responsible for that particular object, and the server with the next highest value in that hash serves as the backup server. HRW always maps a given object name to the same server within a given cluster; consequently it can be used at client sites to achieve global consensus on object-server mappings. When that server goes down, the backup server becomes the responsible designate.

Choosing an appropriate hash function that is statistically oblivious to the key distribution and imparts a good uniform distribution of the hash output is an important aspect of the algorithm. Fortunately many such hash functions exist. [\[HRW1999\]](#) provides pseudo-random functions based on Unix utilities rand and srand and easily constructed XOR functions that perform considerably well. This imparts very good properties in the load balancing context. Also each server independently and unambiguously arrives at the primary server selection. HRW already finds use in multicast and ECMP [\[RFC2991\]](#), [\[RFC2992\]](#).

In the default DF Election algorithm ([Section 2.1](#)), whenever a new PE comes up or an existing PE goes down, there is a significant interval



before the change is noticed by all peer PEs as it has to be conveyed by the BGP update message involving the type-4 route. There is a timer to batch all the messages before triggering the service carving procedures.

When the timer expires, each PE will build the ordered list and follow the procedures for DF Election. In the proposed method which we will describe shortly this "jittered" behavior is retained.

#### **4.1. HRW and Consistent Hashing**

HRW is not the only algorithm that addresses the object to server mapping problem with goals of fair load distribution, redundancy and fast access. There is another family of algorithms that also addresses this problem; these fall under the umbrella of the Consistent Hashing Algorithms [[CHASH](#)]. These will not be considered here.

#### **4.2. HRW Algorithm for EVPN DF Election**

The applicability of HRW to DF Election is described here. Let  $DF(v)$  denote the Designated Forwarder and  $BDF(v)$  the Backup Designated forwarder for the Ethernet Tag  $V$ , where  $v$  is the VLAN,  $S_i$  is the IP address of server  $i$ ,  $E_s$  denotes the Ethernet Segment Identifier and  $weight$  is a pseudo-random function of  $v$  and  $S_i$ .

In case of a VLAN-Bundle service,  $v$  denotes the lowest VLAN similar to the 'lowest VLAN in bundle' logic of [[RFC7432](#)].

1.  $DF(v) = S_i: Weight(v, E_s, S_i) \geq Weight(V, E_s, S_j)$ , for all  $j$ . In case of a tie, choose the PE whose IP address is numerically the least. Note  $0 \leq i, j \leq \text{Number of PEs in the redundancy group}$ .
2.  $BDF(v) = S_k: Weight(v, E_s, S_i) \geq Weight(V, E_s, S_k)$  and  $Weight(v, S_k) \geq Weight(v, E_s, S_j)$ . In case of tie choose the PE whose IP address is numerically the least.

Since the  $Weight$  is a Pseudo-random function with domain as the three-tuple  $(v, E_s, S)$ , it is an efficient deterministic algorithm which is independent of the Ethernet Tag  $V$  sample space distribution. Choosing a good hash function for the pseudo-random function is an important consideration for this algorithm to perform probably better than the default algorithm. As mentioned previously, such functions are described in the HRW paper. We take as candidate hash functions two of the ones that are preferred in [[HRW1999](#)].

1.  $Wrand(v, E_s, S_i) = (1103515245((1103515245.S_i+12345)XOR D(v,E_s))+12345)(mod 2^{31})$  and





2.  $\text{Wrand2}(v, Es, Si) = ((1103515245((1103515245.D(v,Es)+12345)XOR Si)+12345)(\text{mod } 2^{31}))$

Here  $D(v,Es)$  is the 31-bit digest (CRC-32 and discarding the MSB as in [HRW1999] ) of the 14-byte stream, the Ethernet Tag  $v$  (4 bytes) followed by the Ethernet Segment Identifier (10 bytes).  $Si$  is address of the  $i$ th server. The server's IP address length does not matter as only the low-order 31 bits are modulo significant. Although both the above hash functions perform similarly, we select the first hash function (1) of choice, as the hash function has to be the same in all the PEs participating in the DF election.

A point to note is that the Weight function takes into consideration the combination of the Ethernet Tag, Ethernet Segment and the PE IP-address, and the actual length of the server IP address (whether V4 or V6) is not really relevant. The existing algorithm in [RFC7432] as is cannot employ both V4 and V6 neighbor peering address.

HRW solves the disadvantage pointed out in [Section 2.2.1](#) and ensures:

- o with very high probability that the task of DF election for respective VLANs is more or less equally distributed among the PEs even for the 2 PE case.
- o If a PE, hosting some VLANs on given ES, but is neither the DF nor the BDF for that VLAN, goes down or its connection to the ES goes down, it does not result in a DF and BDF reassignment the other PEs. This saves computation, especially in the case when the connection flaps.
- o More importantly it avoids the needless disruption case of [Section 2.2.1](#) (3), that is inherent in the existing default DF Election.
- o In addition to the DF, the algorithm also furnishes the BDF, which would be the DF if the current DF fails.

## 5. The Attachment Circuit Influenced DF Election Capability

The procedure discussed in this section is applicable to the DF Election in EVPN Services [RFC7432] and EVPN Virtual Private Wire Services [RFC8214].

The AC-DF capability MAY be used with any "DF Type" algorithm. It modifies the default DF Election procedures in [RFC7432] by removing from consideration any candidate PE in the ES that cannot forward traffic on the AC that belongs to the BD. This section is applicable to VLAN-Based and VLAN-Bundle service interfaces. [Section 5.1](#)



describes the procedures for VLAN-Aware Bundle interfaces.

In particular, the AC-DF capability modifies the Step 3 in the default DF Election procedure described in [\[RFC7432\] Section 8.5](#), as follows:

3. When the timer expires, each PE builds an ordered "candidate" list of the IP addresses of all the PE nodes connected to the Ethernet Segment (including itself), in increasing numeric value. The candidate list is based on the Originator Router's IP addresses of the ES routes, excluding all the PEs for which no Ethernet A-D per ES route has been received, or for which the route has been withdrawn. Afterwards, the DF Election algorithm is applied on a per <ES,VLAN> or <ES,VLAN-bundle>, however, the IP address for a PE will not be considered candidate for a given <ES,VLAN> or <ES,VLAN-bundle> until the corresponding Ethernet A-D per EVI route has been received from that PE. In other words, the ACS on the ES for a given PE must be UP so that the PE is considered as candidate for a given BD.

The above paragraph differs from [\[RFC7432\] Section 8.5](#), Step 3, in two aspects:

- o Any DF Type algorithm can be used, and not only the modulus-based one (which is the default DF Election, or DF Type 0 in this document).
- o The candidate list is pruned based on the Ethernet A-D routes: a PE's IP address MUST be removed from the ES candidate list if its Ethernet A-D per ES route is withdrawn. A PE's IP address MUST NOT be considered as candidate DF for a <ES,VLAN> or <ES,VLAN-bundle>, if its Ethernet A-D per EVI route for the <ES,VLAN> or <ES,VLAN-bundle> respectively, is withdrawn.

The following example illustrates the AC-DF behavior, assuming the network in Figure 2:

- a) When PE1 and PE2 discover ES12, they advertise an ES route for ES12 with the associated ES-import extended community and the DF Election Extended Community indicating AC-DF=1; they start a timer at the same time. Likewise, PE2 and PE3 advertise an ES route for ES23 with AC-DF=1 and start a timer.
- b) PE1/PE2 advertise an Ethernet A-D per ES route for ES12, and PE2/PE3 advertise an Ethernet A-D per ES route for ES23.
- c) In addition, PE1/PE2/PE3 advertise an Ethernet A-D per EVI route for AC1, AC2, AC3 and AC4 as soon as the ACs are enabled. Note



that the AC can be associated to a single customer VID (e.g. VLAN-based service interfaces) or a bundle of customer VIDs (e.g. VLAN-Bundle service interfaces).

- d) When the timer expires, each PE builds an ordered "candidate" list of the IP addresses of all the PE nodes connected to the Ethernet Segment (including itself) as explained above in [\[RFC7432\]](#) Step 3. All the PEs for which no Ethernet A-D per ES route has been received, are pruned from the list.
- e) When electing the DF for a given BD, a PE will not be considered candidate until an Ethernet A-D per EVI route has been received from that PE. In other words, the ACS on the ES for a given PE must be UP so that the PE is considered as candidate for a given BD. For example, PE1 will not consider PE2 as candidate for DF election for <ES12,VLAN-1> until an Ethernet A-D per EVI route is received from PE2 for <ES12,VLAN-1>.
- f) Once the PEs with ACS = DOWN for a given BD have been removed from the candidate list, the DF Election can be applied for the remaining N candidates.

Note that this procedure only modifies the existing EVPN control plane by adding and processing the DF Election Extended Community, and by pruning the candidate list of PEs that take part in the DF election.

In addition to the procedure described above, the following events SHALL modify the candidate PE list and trigger the DF re-election in a PE for a given <ES,VLAN> or <ES,VLAN-Bundle>:

- i. Local ES going DOWN due to a physical failure or reception of an ES route withdraw for that ES.
- ii. Local ES going UP due to its detection/configuration or reception of a new ES route update for that ES.
- iii. Local AC going DOWN/UP.
- iv. Reception of a new Ethernet A-D per EVI update/withdraw for the <ES,VLAN> or <ES,VLAN-Bundle>.
- v. Reception of a new Ethernet A-D per ES update/withdraw for the ES.



### **5.1. AC-Influenced DF Election Capability For VLAN-Aware Bundle Services**

The procedure described [section 5](#) works for VLAN-based and VLAN-Bundle service interfaces since, for those service types, a PE advertises only one Ethernet A-D per EVI route per <ES,VLAN> or <ES,VLAN-Bundle>. The withdrawal of such route means that the PE cannot forward traffic on that particular <ES,VLAN> or <ES,VLAN-Bundle>, therefore the PE can be removed from consideration for DF.

According to [\[RFC7432\]](#), in VLAN-aware bundle services, the PE advertises multiple Ethernet A-D per EVI routes per <ES,VLAN-Bundle> (one route per Ethernet Tag), while the DF Election is still performed per <ES,VLAN-Bundle>. The withdrawal of an individual route only indicates the unavailability of a specific AC but not necessarily all the ACs in the <ES,VLAN-Bundle>.

This document modifies the DF Election for VLAN-Aware Bundle services in the following way:

- o After confirming that all the PEs in the ES advertise the AC-DF capability, a PE will perform a DF Election per <ES,VLAN>, as opposed to per <ES,VLAN-Bundle> in [\[RFC7432\]](#). Now, the withdrawal of an Ethernet per EVI route for a VLAN will indicate that the advertising PE's ACS is DOWN and the rest of the PEs in the ES can remove the PE from consideration for DF in the <ES,VLAN>.
- o The PEs will now follow the procedures in [section 5](#).

For example, assuming three bridge tables in PE1 for the same MAC-VRF (each one associated to a different Ethernet Tag, e.g. VLAN-1, VLAN-2 and VLAN-3), PE1 will advertise three Ethernet A-D per EVI routes for ES12. Each of the three routes will indicate the status of each of the three ACs in ES12. PE1 will be considered as a valid candidate PE for DF election in <ES12,VLAN-1>, <ES12,VLAN-2>, <ES12,VLAN-3> as long as its three routes are active. For instance, if PE1 withdraws the Ethernet A-D per EVI routes for <ES12,VLAN-1>, the PEs in ES12 will not consider PE1 as a suitable DF candidate for <ES12,VLAN-1>.

## **6. Solution Benefits**

The solution described in this document provides the following benefits:

- a) Extends the DF Election in [\[RFC7432\]](#) to address the unfair load-balancing and potential black-holing issues of the default DF Election algorithm. The solution is applicable to the DF Election





in EVPN Services [[RFC7432](#)] and EVPN Virtual Private Wire Services [[RFC8214](#)].

- b) It defines a way to signal the DF Election algorithm and capabilities intended by the advertising PE. This is done by defining the DF Election Extended Community, which allow signaling of the capabilities supported by this document as well as any other future DF Election algorithms and capabilities.
- c) The solution is backwards compatible with the procedures defined in [[RFC7432](#)]. If one or more PEs in the ES do not support the new procedures, they will all follow the [[RFC7432](#)] DF Election.

## **7. Security Considerations**

The same Security Considerations described in [[RFC7432](#)] are valid for this document.

## **8. IANA Considerations**

IANA is requested to:

- o Allocate Sub-Type value 0x06 as "DF Election Extended Community" in the "EVPN Extended Community Sub-Types" registry.
- o Set up a registry "DF Type" for the DF Type octet in the Extended Community. The following values in that registry are requested:
  - Type 0: Default DF Election.
  - Type 1: HRW algorithm.
  - Type 255: Reserved for Experimental use.
- o Set up a registry "DF Election Capabilities" for the Bitmap octet in the Extended Community. The following values in that registry are requested:
  - Bit 25: AC-DF capability.
- o The registration policy for the two registries is "Specification Required".

## **9. References**



### 9.1. Normative References

- [RFC7432] Sajassi, A., Ed., Aggarwal, R., Bitar, N., Isaac, A., Uttaro, J., Drake, J., and W. Henderickx, "BGP MPLS-Based Ethernet VPN", [RFC 7432](#), DOI 10.17487/RFC7432, February 2015, <<https://www.rfc-editor.org/info/rfc7432>>.
- [RFC8214] Boutros, S., Sajassi, A., Salam, S., Drake, J., and J. Rabadan, "Virtual Private Wire Service Support in Ethernet VPN", [RFC 8214](#), DOI 10.17487/RFC8214, August 2017, <<https://www.rfc-editor.org/info/rfc8214>>.
- [HRW1999] Thaler, D. and C. Ravishankar, "Using Name-Based Mappings to Increase Hit Rates", IEEE/ACM Transactions in networking Volume 6 Issue 1, February 1998.
- [I-D.ietf-idr-extcomm-iana] Rosen, E. and Y. Rekhter, "IANA Registries for BGP Extended Communities", [draft-ietf-idr-extcomm-iana-02](#) (work in progress), December 2013.
- [RFC2119] Bradner, S., "Key words for use in RFCs to Indicate Requirement Levels", [BCP 14](#), [RFC 2119](#), DOI 10.17487/RFC2119, March 1997, <<http://www.rfc-editor.org/info/rfc2119>>.
- [RFC8174] Leiba, B., "Ambiguity of Uppercase vs Lowercase in [RFC 2119](#) Key Words", [BCP 14](#), [RFC 8174](#), DOI 10.17487/RFC8174, May 2017, <<https://www.rfc-editor.org/info/rfc8174>>.
- [RFC4271] Rekhter, Y., Ed., Li, T., Ed., and S. Hares, Ed., "A Border Gateway Protocol 4 (BGP-4)", [RFC 4271](#), DOI 10.17487/RFC4271, January 2006, <<http://www.rfc-editor.org/info/rfc4271>>.
- [RFC4360] Sangli, S., Tappan, D., and Y. Rekhter, "BGP Extended Communities Attribute", [RFC 4360](#), DOI 10.17487/RFC4360, February 2006, <<http://www.rfc-editor.org/info/rfc4360>>.

### 9.2. Informative References

- [VPLS-MH] Kothari, Henderickx et al., "BGP based Multi-homing in Virtual Private LAN Service", [draft-ietf-bess-vpls-multihoming-01.txt](#), work in progress, January, 2016.
- [CHASH] Karger, D., Lehman, E., Leighton, T., Panigrahy, R., Levine, M., and D. Lewin, "Consistent Hashing and Random Trees: Distributed Caching Protocols for Relieving Hot Spots on the World Wide Web", ACM Symposium on Theory of Computing ACM Press New York, May 1997.



[CLRS2009] Cormen, T., Leiserson, C., Rivest, R., and C. Stein, "Introduction to Algorithms (3rd ed.)", MIT Press and McGraw-Hill ISBN 0-262-03384-4., February 2009.

[RFC2991] Thaler, D. and C. Hopps, "Multipath Issues in Unicast and Multicast Next-Hop Selection", [RFC 2991](#), DOI 10.17487/RFC2991, November 2000, <<http://www.rfc-editor.org/info/rfc2991>>.

[RFC2992] Hopps, C., "Analysis of an Equal-Cost Multi-Path Algorithm", [RFC 2992](#), DOI 10.17487/RFC2992, November 2000, <<http://www.rfc-editor.org/info/rfc2992>>.

## **10. Acknowledgments**

The authors want to thank Sriram Venkateswaran, Laxmi Padakanti, Ranganathan Boovaraghavan, Tamas Mondal, Sami Boutros, Jakob Heitz and Stephane Litkowski for their review and contributions.

## **11. Contributors**

In addition to the authors listed on the front page, the following coauthors have also contributed to this document:

Antoni Przygienda  
Juniper Networks, Inc.  
1194 N. Mathilda Drive  
Sunnyvale, CA 95134  
USA  
Email: [prz@juniper.net](mailto:prz@juniper.net)

Vinod Prabhu  
Nokia  
Email: [vinod.prabhu@nokia.com](mailto:vinod.prabhu@nokia.com)

Wim Henderickx  
Nokia  
Email: [wim.henderickx@nokia.com](mailto:wim.henderickx@nokia.com)

Wen Lin  
Juniper Networks, Inc.  
Email: [wlin@juniper.net](mailto:wlin@juniper.net)

Patrice Brissette  
Cisco Systems  
Email: [pbrisset@cisco.com](mailto:pbrisset@cisco.com)



Keyur Patel  
Arrcus, Inc  
Email: keyur@arrcus.com

Autumn Liu  
Ciena  
Email: hliu@ciena.com

#### Authors' Addresses

Jorge Rabadan  
Nokia  
777 E. Middlefield Road  
Mountain View, CA 94043 USA  
Email: jorge.rabadan@nokia.com

Satya Mohanty  
Cisco Systems, Inc.  
225 West Tasman Drive  
San Jose, CA 95134  
USA  
Email: satyamoh@cisco.com

Ali Sajassi  
Cisco Systems, Inc.  
225 West Tasman Drive  
San Jose, CA 95134  
USA  
Email: sajassi@cisco.com

John Drake  
Juniper Networks, Inc.  
1194 N. Mathilda Drive  
Sunnyvale, CA 95134  
USA  
Email: jdrake@juniper.com

Kiran Nagaraj  
Nokia  
701 E. Middlefield Road  
Mountain View, CA 94043 USA  
Email: kiran.nagaraj@nokia.com

Senthil Sathappan  
Nokia  
701 E. Middlefield Road





Mountain View, CA 94043 USA

Email: [senthil.sathappan@nokia.com](mailto:senthil.sathappan@nokia.com)