

BESS Workgroup
Ed.
Internet-Draft
Nokia
Intended status: Standards Track
Ed.
Expires: March 26, 2022
Cisco

J. Rabadan,

A. Sajassi,

E.

Rosen

Individual

J.

Drake

W.

Lin

Juniper

J.

Uttaro

AT&T

A.

Simpson

Nokia

September 22,

2021

**EVPN Interworking with IPVPN
draft-ietf-bess-evpn-ipvpn-interworking-06**

Abstract

EVPN is used as a unified control plane for tenant network intra and inter-subnet forwarding. When a tenant network spans not only EVPN domains but also domains where BGP VPN-IP or IP families provide inter-subnet forwarding, there is a need to specify the interworking aspects between BGP domains of type EVPN, VPN-IP and IP, so that the end to end tenant connectivity can be accomplished. This document specifies how EVPN interworks with VPN-IPv4/VPN-IPv6 and IPv4/IPv6 BGP families for inter-subnet forwarding.

Status of This Memo

This Internet-Draft is submitted in full conformance with the provisions of [BCP 78](#) and [BCP 79](#).

Internet-Drafts are working documents of the Internet Engineering Task Force (IETF). Note that other groups may also distribute working documents as Internet-Drafts. The list of current Internet-Drafts is at <https://datatracker.ietf.org/drafts/current/>.

Internet-Drafts are draft documents valid for a maximum of six months

and may be updated, replaced, or obsoleted by other documents at any time. It is inappropriate to use Internet-Drafts as reference material or to cite them other than as "work in progress."

This Internet-Draft will expire on March 26, 2022.

Rabadan, et al.
1]

Expires March 26, 2022

[Page

Copyright Notice

Copyright (c) 2021 IETF Trust and the persons identified as the document authors. All rights reserved.

This document is subject to [BCP 78](#) and the IETF Trust's Legal Provisions Relating to IETF Documents (<https://trustee.ietf.org/license-info>) in effect on the date of publication of this document. Please review these documents carefully, as they describe your rights and restrictions with respect to this document. Code Components extracted from this document must include Simplified BSD License text as described in Section 4.e of the Trust Legal Provisions and are provided without warranty as described in the Simplified BSD License.

Table of Contents

1	Introduction and Problem Statement	
2		
2	Conventions used in this document	
3		
3	Terminology and Interworking PE Components	
3		
4	Domain Path Attribute (D-PATH)	
9		
5	BGP Path Attribute Propagation across ISF SAFIs	
14		
5.1	No-Propagation-Mode	
14		
5.2	Uniform-Propagation-Mode	
14		
5.3	Aggregation of Routes and Path Attribute Propagation	
16		
6	Route Selection Process between EVPN and other ISF SAFIs	
16		
7	Composite PE Procedures	
18		
8	Gateway PE Procedures	
20		
9	Interworking Use-Cases	
23		
10	Conclusion	
24		
11	Security Considerations	
25		
12	IANA Considerations	
26		
13	Acknowledgments	
26		
14	Contributors	
26		

[15](#). References
[26](#) [15.1](#). Normative References
[26](#) [15.2](#). Informative References
[27](#) Authors' Addresses
[27](#)

[1](#). Introduction and Problem Statement

EVPN is used as a unified control plane for tenant network intra and inter-subnet forwarding. When a tenant network spans not only EVPN domains but also domains where BGP VPN-IP or IP families provide inter-subnet forwarding, there is a need to specify the interworking aspects between the different families, so that the end to end tenant connectivity can be accomplished. This document specifies how EVPN

should interwork with VPN-IPv4/VPN-IPv6 and IPv4/IPv6 BGP families for inter-subnet forwarding.

EVPN supports the advertisement of IPv4 or IPv6 prefixes in two different route types:

- o Route Type 2 - MAC/IP route (only for /32 and /128 host routes), as described by [[I-D.ietf-bess-evpn-inter-subnet-forwarding](#)].
- o Route Type 5 - IP Prefix route, as described by [[I-D.ietf-bess-evpn-prefix-advertisement](#)].

When interworking with other BGP address families (AFIs/SAFIs) for inter-subnet forwarding, the IP prefixes in those two EVPN route types must be propagated to other domains using different SAFIs. Some aspects of that propagation must be clarified. Examples of these aspects or procedures across BGP families are: route selection, loop prevention or BGP Path attribute propagation. The Interworking PE concepts are defined in [section 2](#), and the rest of the document describes the interaction between Interworking PEs and other PEs for end-to-end inter-subnet forwarding.

2. Conventions used in this document

The key words "MUST", "MUST NOT", "REQUIRED", "SHALL", "SHALL NOT", "SHOULD", "SHOULD NOT", "RECOMMENDED", "NOT RECOMMENDED", "MAY", and "OPTIONAL" in this document are to be interpreted as described in

[BCP](#)

[14](#) [[RFC2119](#)] [[RFC8174](#)] when, and only when, they appear in all capitals, as shown here.

3. Terminology and Interworking PE Components

This section summarizes the terminology related to the "Interworking PE" concept that will be used throughout the rest of the document.

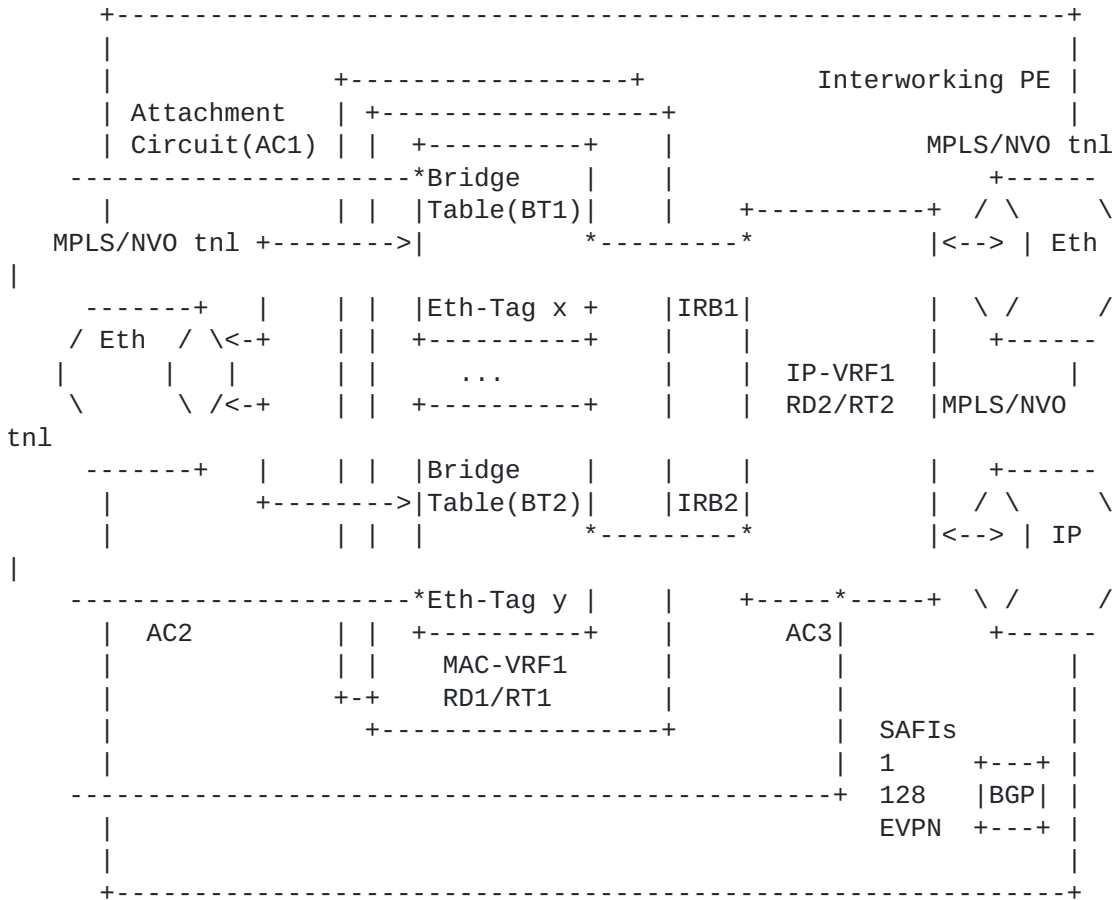


Figure 1: EVPN-IPVPN Interworking PE

- o ISF SAFI: Inter-Subnet Forwarding (ISF) SAFI is a MP-BGP Sub-Address Family that advertises reachability for IP prefixes and can be used for inter-subnet forwarding within a given tenant network. The ISF SAFIs are 1 (including IPv4 and IPv6 AFIs), 128 (including IPv4 and IPv6 AFIs) and 70 (EVPN, including only AFI 25). This document uses the following terms interchangeably: ISF SAFI 1 or BGP IP, ISF SAFI 128 or IPVPN, ISF SAFI 70 or EVPN.
- o ISF route: a route for a given prefix whose ISF SAFI may change as it transits different domains.
- o IP-VRF: an IP Virtual Routing and Forwarding table, as defined in [RFC4364]. It is also the instantiation of an IPVPN in a PE. Route Distinguisher and Route Target(s) are required properties of an IP-VRF.
- o MAC-VRF: a MAC Virtual Routing and Forwarding table, as defined in [RFC7432]. It is also the instantiation of an EVI (EVPN

Instance)

in a PE. Route Distinguisher and Route Target(s) are required

Rabadan, et al.
4]

Expires March 26, 2022

[Page

properties and they are normally different than the ones defined in the associated IP-VRF.

- o BT: a Bridge Table, as defined in [[RFC7432](#)]. A BT is the instantiation of a Broadcast Domain in a PE. When there is a single Broadcast Domain in a given EVI, the MAC-VRF in each PE will contain a single BT. When there are multiple BTs within the same MAC-VRF, each BT is associated to a different Ethernet Tag. The EVPN routes specific to a BT, will indicate which Ethernet

Tag

the route corresponds to.

Example: In Figure 1, MAC-VRF1 has two BTs: BT1 and BT2.

Ethernet

Tag x is defined in BT1 and Ethernet Tag y in BT2.

- o AC: Attachment Circuit or logical interface associated to a given BT or IP-VRF. To determine the AC on which a packet arrived, the PE will examine the combination of a physical port and VLAN tags (where the VLAN tags can be individual c-tags, s-tags or ranges

of

both).

Example: In Figure 1, AC1 is associated to BT1, AC2 to BT2 and AC3 to IP-VRF1.

- o IRB: Integrated Routing and Bridging interface. It refers to the logical interface that connects a BT to an IP-VRF and allows to forward packets with destination in a different subnet.

- o MPLS/NVO tnl: It refers to a tunnel that can be MPLS or NVO-based (Network Virtualization Overlays) and it is used by MAC-VRFs and IP-VRFs. Irrespective of the type, the tunnel may carry an Ethernet or an IP payload. MAC-VRFs can only use tunnels with Ethernet payloads (setup by EVPN), whereas IP-VRFs can use

tunnels

with Ethernet (setup by EVPN) or IP payloads (setup by EVPN or IPVPN). IPVPN-only PEs have IP-VRFs but they cannot send or receive traffic on tunnels with Ethernet payloads.

Example: Figure 1 shows an MPLS/NVO tunnel that is used to transport Ethernet frames to/from MAC-VRF1. The PE determines

the

MAC-VRF and BT the packets belong to based on the EVPN label

(MPLS

or VNI). Figure 1 also shows two MPLS/NVO tunnels being used by IP-VRF1, one carrying Ethernet frames and the other one carrying IP packets.

- o RT-2: Route Type 2 or MAC/IP route, as per [[RFC7432](#)].

- o RT-5: Route Type 5 or IP Prefix route, as per [[I-D.ietf-bess-evpn-prefix-advertisement](#)].

o Domain: Two PEs are in the same domain if they are attached to the same tenant and the packets between them do not require a data path IP lookup (in the tenant space) in any intermediate router. A gateway PE is always configured with multiple DOMAIN-IDs.

Example 1: Figure 2 depicts an example where TS1 and TS2 belong to the same tenant, and they are located in different Data Centers that are connected by gateway PEs (see the gateway PE definition later). These gateway PEs use IPVPN in the WAN. When TS1 sends traffic to TS2, the intermediate routers between PE1 and PE2 require a tenant IP lookup in their IP-VRFs so that the packets can be forwarded. In this example there are three different domains. The gateway PEs connect the EVPN domains to the IPVPN domain.

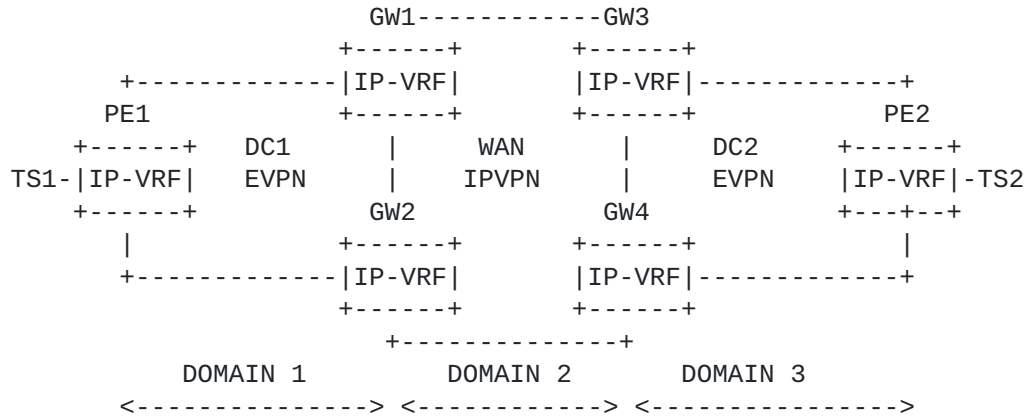


Figure 2: Multiple domain DCI example

Example 2: Figure 3 illustrates a similar example, but PE1 and PE2 are now connected by a BGP-LU (BGP Labeled Unicast) tunnel, and they have a BGP peer relationship for EVPN. Contrary to Example 1, there is no need for tenant IP lookups on the intermediate routers in order to forward packets between PE1 and PE2. Therefore, there is only one domain in the network and PE1/PE2 belong to it.

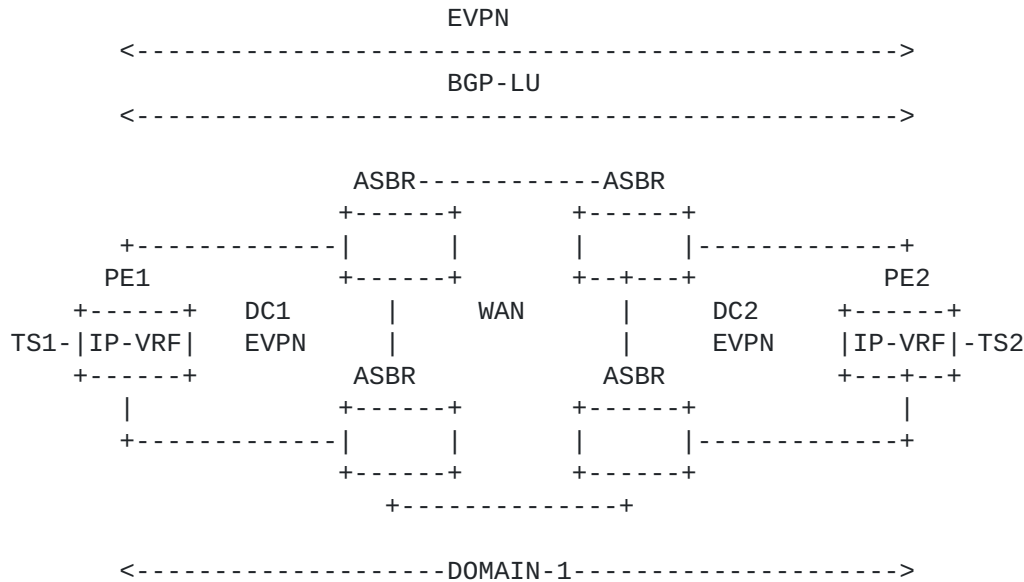


Figure 3: Single domain DCI example

- o Regular Domain: a domain in which a single control plane, BGP IP, IPVPN or EVPN, is used and which is composed of regular PEs, see below. In Figure 2 and Figure 3, above, all domains are regular domains.
- o Composite Domain: a domain in which multiple control planes, BGP IP, IPVPN and EVPN, are used and which is composed of regular PEs, see below, and composite PEs, see below.
- o Regular PE: a PE that is attached to a domain, either regular or composite, and which uses one of the control plane protocols (BGP IP, IPVPN or EVPN) operating in the domain.
- o Interworking PE: a PE that may advertise a given prefix with an EVPN ISF route (RT-2 or RT-5) and/or an IPVPN ISF route and/or a BGP IP ISF route. An interworking PE has one IP-VRF per tenant, and zero, one or multiple MAC-VRFs per tenant. Each MAC-VRF may contain one or more BTs, where each BT may be attached to that VRF via IRB. There are two types of Interworking PEs: composite PEs and gateway PEs. Both PE functions can be independently implemented per tenant and they may both be implemented for the same tenant.

Example: Figure 1 shows an interworking PE of type gateway, where ISF SAFIs 1, 128 and 70 are enabled. IP-VRF1 and MAC-VRF1 are instantiated on the PE, and together provide inter-subnet forwarding for the tenant.

- o Composite PE: an interworking PE that is attached to a composite domain and advertises a given prefix to an IPVPN peer with an IPVPN ISF route, to an EVPN peer with an EVPN ISF route, and to a route reflector with both an IPVPN and EVPN ISF route. A composite PE performs the procedures of Sections [5](#) and [6](#).

Example: Figure 4 shows an example where PE1 is a composite PE since PE1 has EVPN and another ISF SAFI enabled to the same route-reflector, and PE1 advertises a given IP prefix IPn/x twice, one using EVPN and another one using ISF SAFI 128. PE2 and PE3 are not composite PEs.

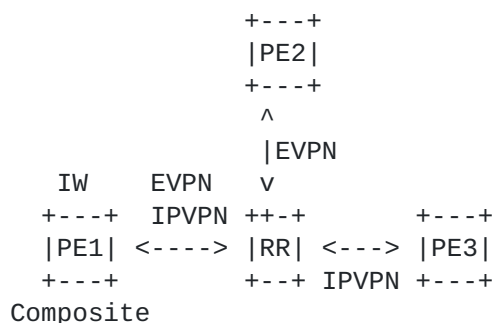


Figure 4: Interworking composite PE example

- o Gateway PE: an interworking PE that is attached to two domains, each either regular or composite, and which, based on configuration, does one of the following:
 - Propagates the same control plane protocol, BGP IP, IPVPN or EVPN, between the two domains.
 - Propagates an ISF route with different ISF SAFIs between the two domains. E.g., propagate an EVPN ISF route in one domain as an IPVPN ISF route in the other domain and vice versa. A gateway PE performs the procedures of Sections [Section 4](#), [Section 5](#), [Section 6](#) and [Section 8](#).

A gateway PE is always configured with multiple DOMAIN-IDs. The DOMAIN-ID is encoded in the Domain Path Attribute (D-PATH), and advertised along with ISF SAFI routes. [Section 4](#) describes the D-PATH attribute.

Example: Figure 5 illustrates an example where PE1 is a gateway PE since the EVPN and IPVPN SAFIs are enabled on different BGP peers, and a given local IP prefix IPn/x is sent to both BGP peers for the same tenant. PE2 and PE1 are in one domain and PE3 and PE1 are in another domain.

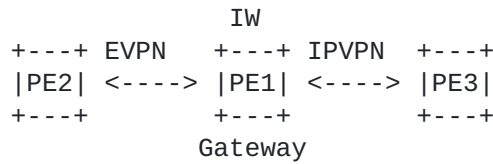


Figure 5: Interworking gateway PE example

- o Composite/Gateway PE: an interworking PE that is both a composite PE and a gateway PE that is attached to two domains, one regular and one composite, and which does the following:
 - Propagates an ISF route from the regular domain into the composite domain. Within the composite domain it acts as a composite PE.
 - Propagates an ISF route from the composite domain into the regular domain. Within the regular domain it is propagated as an ISF route using the ISF SAFI for that domain.

This is particularly useful when a tenant network is attached to multiple ISF SAFIs (BGP IP, IPVPN and EVPN domains) and any-to-any connectivity is required, and also end-to-end control plane consistency, when possible, is desired.

It would be instantiated by attaching the disparate, regular BGP IP, IPVPN and EVPN domains via these PEs to a central composite domain.

4. Domain Path Attribute (D-PATH)

The BGP Domain Path (D-PATH) attribute is an optional and transitive BGP path attribute.

Similar to AS_PATH, D-PATH is composed of a sequence of Domain segments. Each Domain segment is comprised of <domain segment length, domain segment value>, where the domain segment value is a sequence of one or more Domains, as illustrated in Figure 6. Each domain is represented by <DOMAIN-ID:ISF_SAFI_TYPE>.

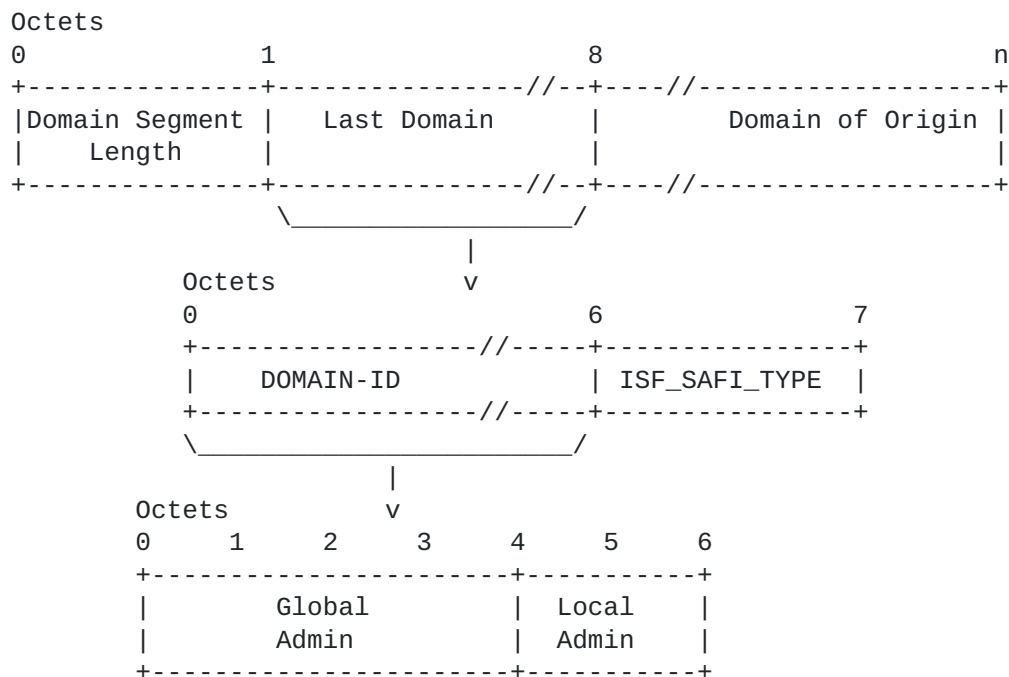


Figure 6: D-PATH Domain Segment

o The domain segment length field is a 1-octet field, containing the number of domains in the segment.

o DOMAIN-ID is a 6-octet field that represents a domain. It is composed of a 4-octet Global Administrator sub-field and a 2-octet Local Administrator sub-field. The Global Administrator sub-field MAY be filled with an Autonomous System Number (ASN), an IPv4 address, or any value that guarantees the uniqueness of the DOMAIN-ID when the tenant network is connected to multiple Operators.

o ISF_SAFI_TYPE is a 1-octet field that indicates the Inter-Subnet Forwarding SAFI type in which a route was received, before the route is re-exported into a different domain. The following types are valid in this document:

Value	Type
0	Gateway PE local ISF route
1	SAFI 1
70	EVPN
128	SAFI 128

About the BGP D-PATH attribute:

- a. Identifies the sequence of domains, each identified by a <DOMAIN-ID:ISF_SAFI_TYPE> through which a given ISF route has passed.
- This attribute list MAY contain one or more segments.
 - The first entry in the list (leftmost) is the <DOMAIN-ID:ISF_SAFI_TYPE> from which a gateway PE is propagating an ISF route. The last entry in the list (rightmost) is the <DOMAIN-ID:ISF_SAFI_TYPE> from which a gateway PE received an ISF route without a D-PATH attribute (the Domain of Origin). Intermediate entries in the list are domains that the ISF route has transited.
 - As an example, an ISF route received with a D-PATH attribute containing a domain segment of {length=2, <6500:2:IPVPN>, <6500:1:EVPN>} indicates that the ISF route was originated in EVPN domain 6500:1, and propagated into IPVPN domain 6500:2.
- b. It is added/modified by a gateway PE when propagating an update to a different domain:
- A gateway PE's IP-VRF, that connects two domains, belongs to two DOMAIN-IDs, e.g. 6500:1 for EVPN and 6500:2 for IPVPN.
 - Whenever a prefix arrives at a gateway PE in a particular ISF SAFI route, if the gateway PE needs to export that prefix to a BGP peer, the gateway PE MUST prepend a <DOMAIN-ID:ISF_SAFI_TYPE> to the list of domains in the received D-PATH, as long as the gateway PE works in Uniform-Propagation-Mode, as explain in [Section 5.2](#) .
 - For instance, in an IP-VRF configured with DOMAIN-IDs 6500:1 for EVPN and 6500:2 for IPVPN, if an EVPN route for prefix P is received and P installed in the IP-VRF, the IPVPN route for P that is exported to an IPVPN peer will prepend the domain <6500:1:EVPN> to the previously received D-PATH attribute. Likewise, IP-VRF prefixes that are received from IP-VPN, will be exported to EVPN peers with the domain <6500:2:IPVPN> added to the segment.
 - In the above example, if the EVPN route is received without D-PATH, the gateway PE will add the D-PATH attribute with one segment {length=1, <6500:1:EVPN>} when re-advertising to domain 6500:2.

- Within the Domain of Origin, the update does not contain a D-PATH attribute because the update has not passed through a gateway PE yet.

c. For a local ISF route, i.e., a configured route or a route learned from a local attachment circuit, a gateway PE has three choices:

the

1. It MAY advertise that ISF route without a D-PATH attribute into one or more of its configured domains, in which case

D-PATH attribute will be added by the other gateway PEs in each of those domains.

initialized

2. It MAY advertise that ISF route with a D-PATH attribute into one or more of its configured domains, in which case the D-PATH attribute in each copy of the ISF route is

with an ISF_SAFI_TYPE of 0 and the DOMAIN-ID of the domain with which the ISF route is associated.

routes

3. It MAY advertise that ISF route with a D-PATH attribute that contains a configured domain specific to its local ISF

the

into one or more of its configured domains, in which case

initialized

D-PATH attribute in each copy of the ISF route is

ISF

with a ISF_SAFI_TYPE of 0 and the DOMAIN-ID for the local

routes. This DOMAIN-ID MUST be globally unique and MAY be shared by two or more gateway PEs.

be

d. An ISF route received by a gateway PE with a D-PATH attribute that contains one or more of its locally associated domains for the IP-VRF is considered to be a looped ISF route and MUST NOT

be installed in that IP-VRF. The ISF route in this case MUST be flagged as "looped".

For instance, in the example of Figure 2, gateway GW1 receives TS1 prefix in two different ISF routes:

- In an EVPN RT-5 with next-hop PE1 and no D-PATH attribute.
- In a SAFI 128 route with next-hop GW2 and D-PATH = {length=1, <6500:1:EVPN>}, assuming that DOMAIN-ID for domain 1 is 6500:1.

Gateway GW1 flags the SAFI 128 route as "looped" and it will not install it in the tenant IP-VRF, since the route includes one of the GW1's local domains.

- e. A DOMAIN-ID value on a GW-PE (gateway PE) MAY be globally assigned for a peering domain or MAY be scoped for an individual tenant IP-VRF.

- If globally allocated for a peering domain, the DOMAIN-ID applies to all tenant IP-VRFs for that domain.
- If allocated for a specific tenant IP-VRF, the processing of the received D-PATH and its propagation will be in the

context

of the IP-VRF DOMAIN-ID. Route leaking is a use-case where a per-IP-VRF DOMAIN-ID assignment is necessary. Suppose gateways PE1 and PE2 are attached to two different tenant IP-VRFs, IP-VRF-1 and IP-VRF-2. ISF SAFI routes advertised by gateway PE1 for IP-VRF-1 are received on gateway PE2 with DOMAIN-ID 6500:1. If the routes are leaked from IP-VRF-1

into

IP-VRF-2 on PE2, and re-advertised back to PE1 in the context of IP-VRF-2, PE1 will not treat the route as a looped route. This is because PE1 processes the route in the context of IP-VRF-2, where DOMAIN-ID 6500:1 is not a local DOMAIN-ID.

- f. The number of domains in the D-PATH attribute indicates the number of gateway PE that the ISF route update has transited. If one of the transit gateway PEs leaks a given ISF route

between

two local IP-VRFs, it MAY prepend a domain with a ISF_SAFI_TYPE of 0 for the leaked route when the route is exported into an ISF SAFI. In that case, the number of domains in the D-PATH attribute indicates the number of tenant IP-VRFs that the ISF route update has transited.

- g. The following error-handling rules apply to the D-PATH attribute:

1. A received D-PATH attribute is considered malformed if it contains a malformed Domain Segment.
2. A Domain Segment is considered malformed in any of the following cases:
 - * The Domain Segment length of the last Domain Segment causes the D-PATH attribute length to be exceeded.
 - * After the last successfully parsed Domain Segment there are less than eight octets remaining.
 - * The Domain Segment has a Domain Segment Length of zero.
3. A PE receiving an UPDATE message with a malformed D-PATH attribute SHALL apply "treat-as-withdraw" [[RFC7606](#)].

4. Domains in the D-PATH attribute with unknown ISF_SAFI_TYPE values are accepted and not considered an error.

5. BGP Path Attribute Propagation across ISF SAFIs

Based on its configuration, a gateway PE is required to propagate an ISF route with different ISF SAFIs between two domains. This requires a definition of what a gateway PE has to do with Path attributes attached to the ISF route that it is propagating.

5.1. No-Propagation-Mode

This is the default mode of operation for gateway PEs that re-export ISF routes from any ISF SAFI into EVPN, and from EVPN into any other SAFI. In this mode, the gateway PE will simply re-initialize the Path Attributes when propagating an ISF route, as though it would

for direct or local IP prefixes. This model may be enough in those use-cases where the EVPN domain is considered an "abstracted" CE and remote IPVPN/IP PEs don't need to consider the original EVPN Attributes for path calculations.

Since this mode of operation does not propagate the D-PATH attribute either, redundant gateway PEs are exposed to routing loops. Those loops may be resolved by policies and the use of other attributes, such as the Route Origin extended community [[RFC4360](#)], however not all the loop situations may be solved.

5.2. Uniform-Propagation-Mode

In this mode, the gateway PE simply keeps accumulating or mapping certain key commonly used Path Attributes when propagating an ISF route. This mode is typically used in networks where EVPN and IPVPN SAFIs are used seamlessly to distribute IP prefixes.

The following rules MUST be observed by the gateway PE when propagating Path Attributes:

1. The gateway PE imports an ISF route in the IP-VRF and stores the original Path Attributes. The following set of Path Attributes SHOULD be propagated by the gateway PE to other ISF SAFIs (other Path Attributes SHOULD NOT be propagated):
 - AS_PATH
 - D-PATH
 - IBGP-only Path Attributes: LOCAL_PREF, ORIGINATOR_ID, CLUSTER_ID

- MED
- AIGP
- Communities, Extended Communities and Large Communities, except for the EVPN extended communities, Route Target extended communities and BGP Encapsulation extended communities.

2. When propagating an ISF route to a different ISF SAFI and IBGP peer, the gateway PE SHOULD keep the AS_PATH of the originating family and add it to the destination family without any modification. When re-advertising to a different ISF SAFI and EBGP peer, the gateway PE SHOULD keep the AS_PATH of the originating family and prepend the IP-VRF's AS before sending the route.

3. When propagating an ISF route to IBGP peers, the gateway PE SHOULD keep the IBGP-only Path Attributes from the originating SAFI to the re-advertised route.

4. As discussed, Communities, Extended Communities and Large Communities SHOULD be kept by the gateway PE from the originating SAFI route. Exceptions of Extended Communities that SHOULD NOT be kept are:

- A. BGP Encapsulation extended communities [[I-D.ietf-idr-tunnel-encaps](#)].
- B. Route Target extended communities. Route Targets are always initialized when readvertising an ISF route into a different domain, i.e., they are not propagated. The initialized Route Target in the re-advertised ISF route may or may not have the same value as the Route Target of the originating ISF route.
- C. All the extended communities of type EVPN.

The gateway PE SHOULD NOT copy the above extended communities from the originating ISF route to the re-advertised ISF route.

5. For a given ISF route, only the Path Attributes of the best path can be propagated to another ISF route. If multiple paths are received for the same route in an ISF SAFI, the BGP best path selection will determine what the best path is, and therefore the set of Path Attributes to be propagated. Even if Equal Cost Multi-Path (ECMP) is enabled on the IP-VRF by policy, only the Path Attributes of the selected best path are propagated.

5.3. Aggregation of Routes and Path Attribute Propagation

Instead of propagating a high number of (host) ISF routes between ISF

SAFIs, a gateway PE that receives multiple ISF routes of one ISF SAFI

MAY choose to propagate a single ISF aggregate route into a different

domain. In this document, aggregation is used to combine the characteristics of multiple ISF routes of the same ISF SAFI in such way that a single aggregate ISF route of a different ISF SAFI can be propagated. Aggregation of multiple ISF routes of one ISF SAFI into an aggregate ISF route is only done by a gateway PE.

Aggregation on gateway PEs may use either the No-Propagation-Mode or the Uniform-Propagation-Mode explained in [Section 5.1](#) and [Section 5.2](#), respectively.

When using Uniform-Propagation-Mode, Path Attributes of the same type

code MAY be aggregated according to the following rules:

- o AS_PATH is aggregated based on the rules in [[RFC4271](#)]. The gateway PEs SHOULD NOT receive AS_PATH attributes with path segments of type AS_SET [[RFC6472](#)]. Routes received with AS_PATH attributes including AS_SET path segments MUST NOT be aggregated.
- o ISF routes that have different attributes of the following type codes MUST NOT be aggregated: D-PATH, LOCAL_PREF, ORIGINATOR_ID, CLUSTER_ID, MED or AIGP.
- o The Community, Extended Community and Large Community attributes of the aggregate ISF route MUST contain all the Communities/Extended Communities/Large Communities from all of the aggregated ISF routes, with the exceptions of the extended communities

listed

in [Section 5.2](#) that are not propagated.

Assuming the aggregation can be performed (the above rules are applied), the operator should consider aggregation to deal with scaled tenant networks where a significant number of host routes exists. For example, large Data Centers.

6. Route Selection Process between EVPN and other ISF SAFIs

A PE may receive an IP prefix in ISF routes with different ISF SAFIs,

from the same or different BGP peer. It may also receive the same IP

prefix (host route) in an EVPN RT-2 and RT-5. A route selection algorithm across all ISF SAFIs is needed so that:

- o Different gateway and composite PEs have a consistent and deterministic view on how to reach a given prefix.

Rabadan, et al.
16]

Expires March 26, 2022

[Page

- o Prefixes advertised in EVPN and other ISF SAFIs can be compared based on path attributes commonly used by operators across networks.
- o Equal Cost Multi-Path (ECMP) is allowed across EVPN and other ISF SAFI routes.

For a given prefix advertised in one or more non-EVPN ISF routes, the

BGP best path selection procedure will produce a set of "non-EVPN best paths". For a given prefix advertised in one or more EVPN ISF routes, the BGP best path selection procedure will produce a set of "EVPN best paths". To support EVPN/non-EVPN ISF interworking in the context of the same IP-VRF receiving non-EVPN and EVPN ISF routes

for

the same prefix, it is then necessary to run a tie-breaking selection

algorithm on the union of these two sets. This tie-breaking algorithm begins by considering all EVPN and other ISF SAFI routes, equally preferable routes to the same destination, and then selects routes to be removed from consideration. The process terminates as soon as only one route remains in consideration.

The route selection algorithm must remove from consideration the routes following the rules and the order defined in [[RFC4271](#)], with the following exceptions and in the following order:

1. Immediately after removing from consideration all routes that are not tied for having the highest Local Preference, any routes that do not have the shortest D-PATH are also removed from consideration. Routes with no D-PATH are considered to have a zero-length D-PATH.
2. Then regular [[RFC4271](#)] selection criteria is followed.
3. At the end of the selection algorithm, if at least one route still under consideration is an RT-2 route, remove from consideration any RT-5 routes.
4. If Steps 1-3 leave Equal Cost Multi-Paths (ECMP) between non-EVPN and EVPN paths, the EVPN path MUST be considered (and the non-EVPN path removed from consideration). However, if ECMP across ISF SAFIs is enabled by policy, and one EVPN path and one non-EVPN path remain at the end of step 3, both path types MUST be used. .

The above process modifies the [[RFC4271](#)] selection criteria to include the shortest D-PATH so that operators minimize the number of Gateways and domains through which packets need to be routed.

Example 1 - PE1 receives the following routes for IP1/32, that are candidate to be imported in IP-VRF-1:

```
{SAFI=EVPN, RT-2, Local-Pref=100, AS-Path=(100,200)}  
{SAFI=EVPN, RT-5, Local-Pref=100, AS-Path=(100,200)}  
{SAFI=128, Local-Pref=100, AS-Path=(100,200)}
```

Selected route: {SAFI=EVPN, RT-2, Local-Pref=100, AS-Path=100,200]
(due to step 3, and no ECMP)

Example 2 - PE1 receives the following routes for IP2/24, that are candidate to be imported in IP-VRF-1:

```
{SAFI=EVPN, RT-5, D-PATH=(6500:3:IPVPN), AS-Path=(100,200),  
MED=10}  
{SAFI=128, D-PATH=(6500:1:EVPN,6500:2:IPVPN), AS-Path=(200),  
MED=200}
```

Selected route: {SAFI=EVPN, RT-5, D-PATH=(6500:3:IPVPN), AS-Path=(100,200), MED=10} (due to step 1)

7. Composite PE Procedures

As described in [Section 3](#), composite PEs are typically used in tenant networks where EVPN and IPVPN are both used to provide inter-subnet forwarding within the same composite domain.

Figure 7 depicts an example of a composite domain, where PE1/PE2/PE4 are composite PEs (they support EVPN and IPVPN ISF SAFIs on their peering to the Route Reflector), and PE3 is a regular IPVPN PE.

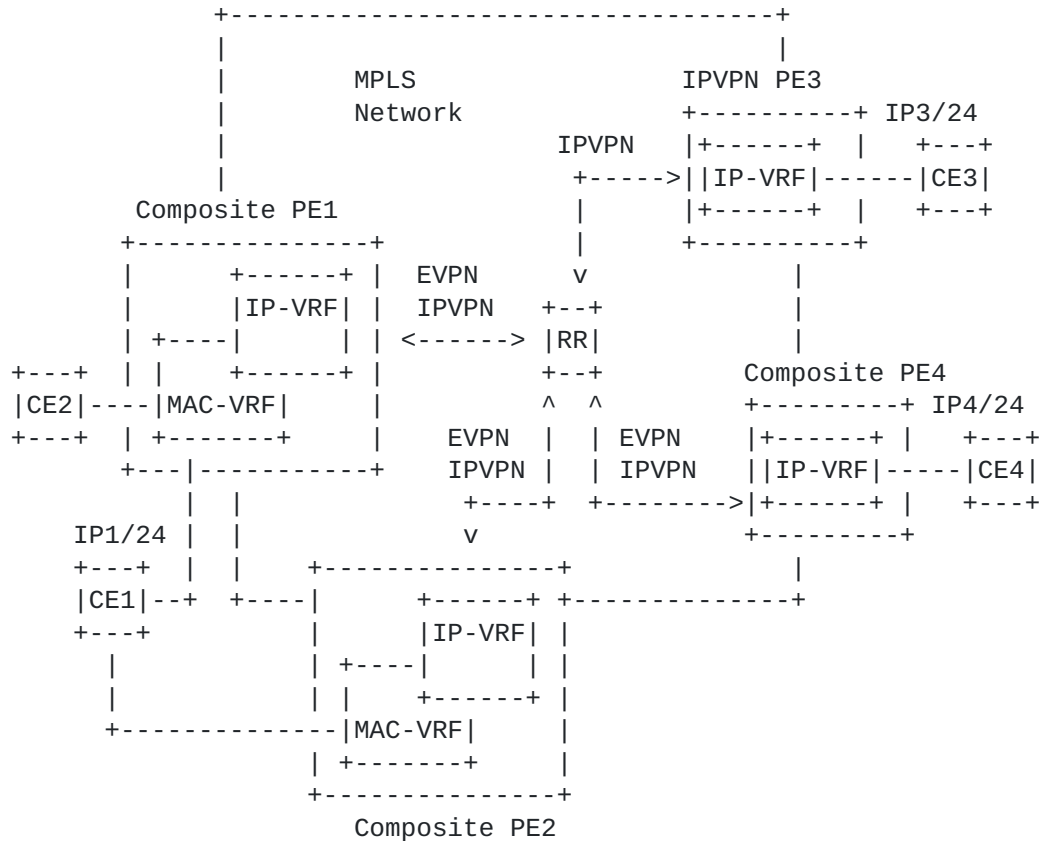


Figure 7: Composite PE example

In a composite domain with composite and regular PEs:

1. The composite PEs MUST advertise the same IP prefixes in each ISF SAFI to the RR. For example, in Figure 7, the prefix IP1/24 is advertised by PE1 and PE2 to the RR in two separate NLRIs, one for AFI/SAFI 1/128 and another one for EVPN.
2. As an informative note, the RR does not forward EVPN routes to neighbors on which the EVPN SAFI is not enabled. For example, the RR does not forward EVPN routes to PE3 (since the RR does not have the EVPN SAFI enabled on its BGP session to PE3), whereas the IPVPN routes are forwarded to all the PEs.
3. IPVPN PEs process and import IPVPN routes. As an example, PE3 receives only the IPVPN route for IP1/24 and resolves the BGP next-hop to an MPLS tunnel (with IP payload) to PE1 and/or PE2.
4. Composite PEs process routes for the same prefix coming from different ISF SAFI routes, and perform route selection.

- As an example, PE4 receives IP1/24 encoded in EVPN and another ISF SAFI route (EVPN RT-5 and IPVPN). The route selection follows the procedures in [Section 6](#).
 - Assuming an EVPN route is selected, PE4 resolves the BGP next-hop to an MPLS tunnel (with Ethernet or IP payload) to PE1 and/or PE2. As described in [Section 3](#), two EVPN PEs may use tunnels with Ethernet or IP payloads to connect their IP-VRFs, depending on the [[I-D.ietf-bess-evpn-prefix-advertisement](#)] model implemented.
 - The other composite PEs (PE1 and PE2) receive also the same IP route prefix via EVPN and IPVPN SAFIs and they also follow the route selection in [Section 6](#).
5. When a given route has been selected as the route for a particular packet, the transmission of the packet is done according to the rules for that route's AFI/SAFI.
 6. As an informative note, in composite domains, such as the one in Figure 7, the EVPN advanced forwarding features will only be available to composite and EVPN PEs (assuming they select an RT-5 to forward packets for a given IP prefix), and not to IPVPN PEs. For example, assuming PE1 sends IP1/24 in an EVPN and an IPVPN route and the EVPN route is the best one in the selection, the recursive resolution of the EVPN RT-5s can only be used in PE2 and PE4 (composite PEs), and not in PE3 (IPVPN PE). As a consequence of this, the indirection provided by the RT5's recursive resolution and its benefits in a scaled network, will not be available in all the PEs in the network.

8. Gateway PE Procedures

[Section 3](#) defines a gateway PE as an Interworking PE that advertises IP prefixes to different BGP peers, using EVPN to one BGP peer and another ISF SAFI to another BGP peer. Examples of gateway PEs are Data Center gateways connecting domains that make use of EVPN and other ISF SAFIs for a given tenant. Figure 8 illustrates this use-case, in which PE1 and PE2 (and PE3/PE4) are gateway PEs interconnecting domains for the same tenant.

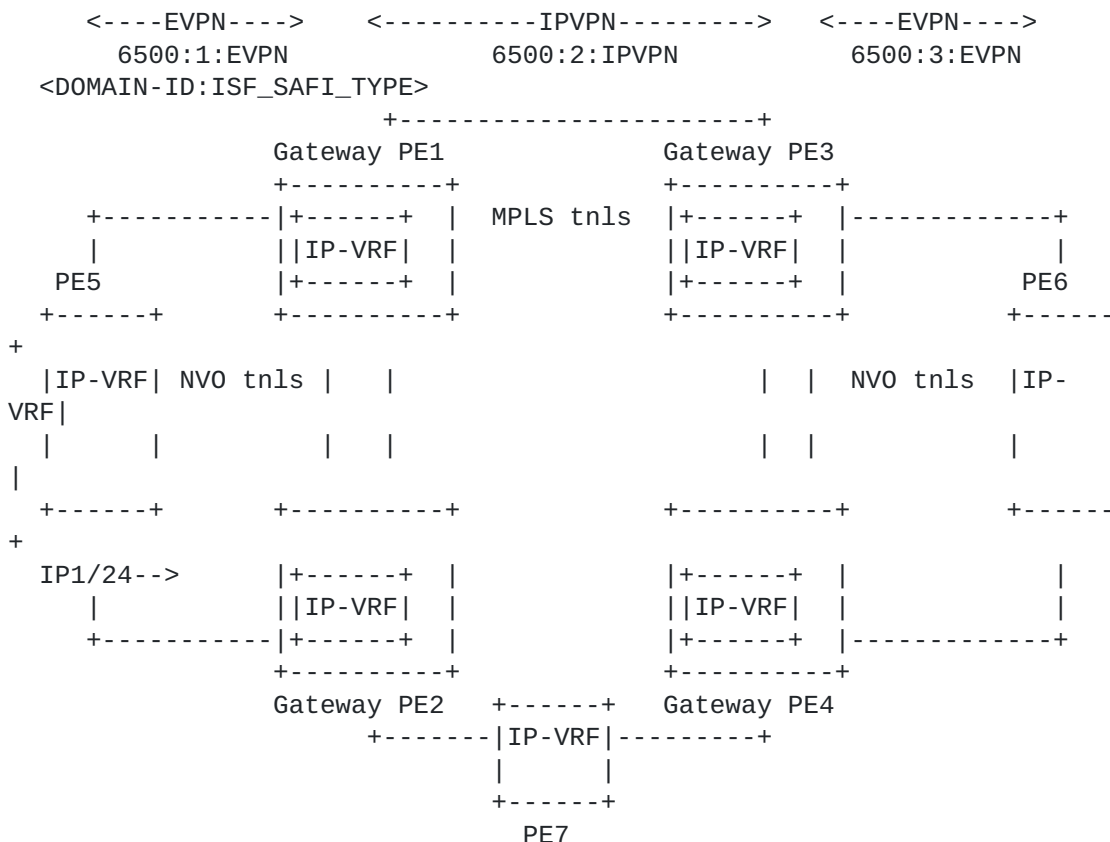


Figure 8: Gateway PE example

The procedures for a gateway PE enabled for ISF SAFI-x and ISF SAFI-y on the same IP-VRF follow:

1. A gateway PE that imports an ISF SAFI-x route to prefix P in an IP-VRF, MUST export P in ISF SAFI-y if:
 - A. P is installed in the IP-VRF - which means the SAFI-x route is well-formed, valid and the best one for P - and
 - B. PE has a BGP peer for SAFI-y (enabled for the same IP-VRF) and
 - C. The advertisement is allowed by policy and
 - D. ISF SAFI-x and ISAF SAFI-y are any of the types defined in [Section 3](#).

In the example of Figure 8, gateway PE1 and PE2 receive an EVPN RT-5 with IP1/24, install the prefix in the IP-VRF and re-advertise it using SAFI 128.

2. A gateway PE that receives an ISF SAFI-x route to prefix P in an

IP-VRF MUST NOT export P in ISF SAFI-y if:

Rabadan, et al.
21]

Expires March 26, 2022

[Page

- A. The ISF SAFI-x route is not well-formed or valid. Rules to determine if a route is well-formed or valid for a given ISF SAFI are out of the scope of this document, and are defined by the specification of each ISF SAFI.
- B. The ISF SAFI-x route contains a D-PATH attribute with one or more of the gateway PE's locally associated domains for the IP-VRF. In this case the route is considered to be a looped ISF route and is not even installed in the IP-VRF, as described in [Section 4](#).

Once the gateway PE determines that P must be exported, P will be advertised using ISF SAFI-y as follows:

- a. The D-PATH attribute MUST be included, so that loops can be detected in remote gateway PEs. When a gateway PE propagates an IP prefix between EVPN and another ISF SAFI, it MUST prepend a <DOMAIN-ID:ISF_SAFI_TYPE> to the received D-PATH attribute. The DOMAIN-ID and ISF_SAFI_TYPE fields refer to the domain over

which

the gateway PE received the IP prefix and the ISF SAFI of the route, respectively. If the received IP prefix route did not include any D-PATH attribute, the gateway IP MUST add the D-PATH when readvertising. The D-PATH in this case will have only one segment on the list, the <DOMAIN-ID:ISF_SAFI_TYPE> of the received route.

In the example of Figure 8, gateway PE1/PE2 receive the EVPN

RT-5

with no D-PATH attribute since the route is originated at PE5. Therefore PE1 and PE2 will add the D-PATH attribute including <DOMAIN-ID:ISF_SAFI_TYPE> = <6500:1:EVPN>. Gateways PE3/PE4

will

propagate the route again, now prepending their <DOMAIN-ID:ISF_SAFI_TYPE> = <6500:2:IPVPN>. PE6 receives the EVPN RT-5 routes with D-PATH = {<6500:2:IPVPN>, <6500:1:EVPN>} and can use that information to make BGP path decisions.

- b. The gateway PE MAY use the Route Distinguisher of the IP-VRF to readvertise P in the ISF SAFI-y.
- c. The label allocation used by each gateway PE is a local implementation matter. The IP-VRF advertising IP prefixes for EVPN and another ISF SAFI may use a label per-VRF, per-prefix, etc.
- d. The gateway PE MUST be able to use the same or different set of Route Targets per ISF SAFI on the same IP-VRF. In particular,

if

different domains use different set of Route Targets for the

same

tenant, the gateway PE MUST be able to import and export routes

with the different sets.

Rabadan, et al.
22]

Expires March 26, 2022

[Page

- e. Even though Figure 8 only shows two domains per gateway PE, the gateway PEs may be connected to more than two domains.
- f. There is no limitation of gateway PEs that a given IP prefix P can pass through until it reaches a given PE.
- g. As an informative note, if P was originated in an EVPN domain but traversed a different ISF SAFI domain (or domains), it will lose EVPN-specific attributes that are used in advanced EVPN procedures. For example, even if PE1 advertises IP1/24 along with a given non-zero ESI (for recursive resolution to that ESI), when PE6 receives the IP prefix in an EVPN route, the ESI value will be zero. This is because the route traverses an ISF SAFI domain that is different than EVPN.

9. Interworking Use-Cases

While Interworking PE networks may well be similar to the examples described in [Section 7](#) and [Section 8](#), in some cases a combination of both functions may be required. Figure 9 illustrates an example where the gateway PEs are also composite PEs, since not only they need to re-advertise IP prefixes from EVPN routes to another ISF SAFI routes, but they also need to interwork with IPVPN-only PEs in a domain with a mix of composite and IPVPN-only PEs.

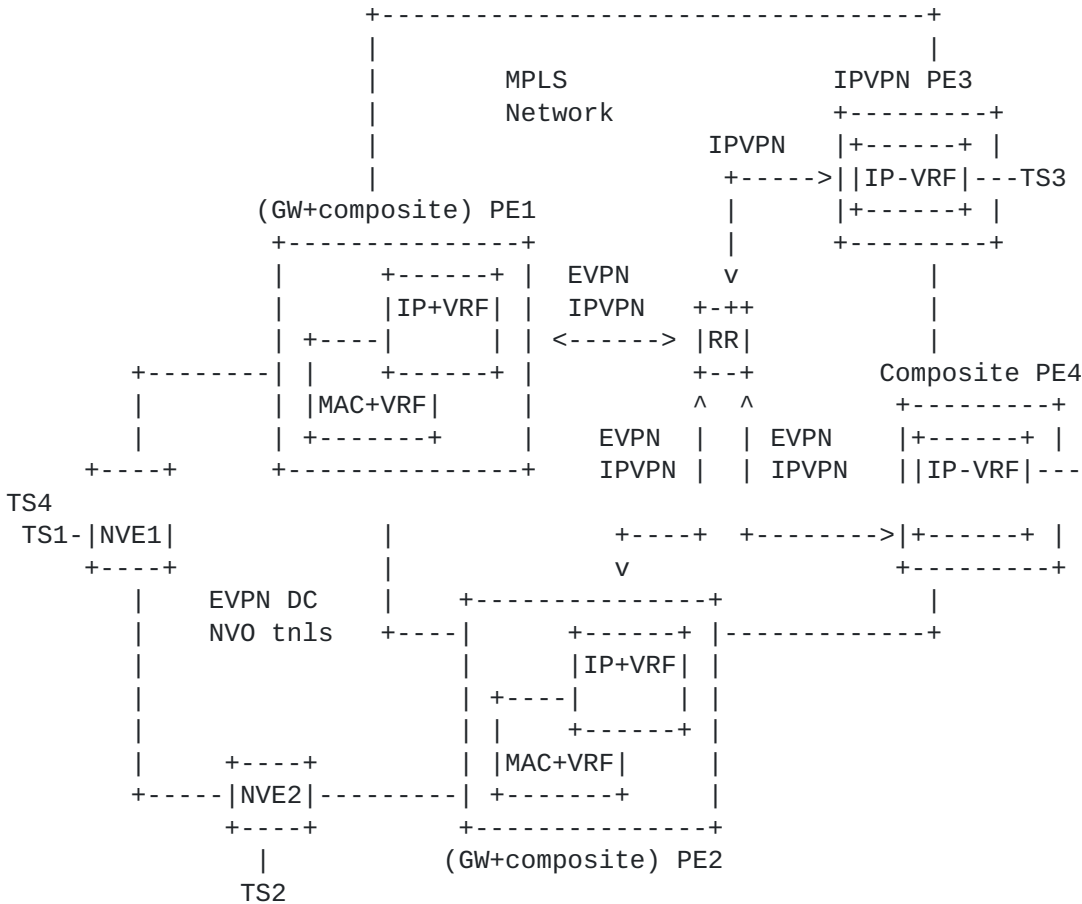


Figure 9: Gateway and composite combined functions - example

In the example above, PE1 and PE2 MUST follow the procedures described in [Section 7](#) and [Section 8](#). Compared to [Section 8](#), PE1 and

PE2 now need to also propagate prefixes from EVPN to EVPN, in addition to propagating prefixes from EVPN to IPVPN.

It is worth noting that PE1 and PE2 will receive TS4's IP prefix via IPVPN and RT-5 routes. When readvertising to NVE1 and NVE2, PE1 and PE2 will consider the D-PATH rules and attributes of the selected route for TS4 ([Section 6](#) describes the Route Selection Process).

10. Conclusion

This document describes the procedures required in PEs that use EVPN and another Inter-Subnet Forwarding SAFI to import and export IP prefixes for a given tenant. In particular, this document defines:

- o A route selection algorithm so that a PE can determine what path to choose between EVPN paths and other ISF SAFI paths.

- o A new BGP Path attribute called D-PATH that provides loop protection and visibility on the domains a particular route has traversed.
- o The way Path attributes should be propagated between EVPN and another ISF SAFI.
- o The procedures that must be followed on Interworking PEs that behave as composite PEs, gateway PEs or a combination of both.

The above procedures provide an operator with the required tools to build large tenant networks that may span multiple domains, use different ISF SAFIs to handle IP prefixes, in a deterministic way and with routing loop protection.

11. Security Considerations

In general, the security considerations described in [[I-D.ietf-bess-evpn-prefix-advertisement](#)] and [[RFC4364](#)] apply to this document.

[Section 4](#) introduces the use of the D-PATH attribute, which provides a security tool against control plane loops that may be introduced by the use of gateway PEs that export ISF routes between domains. A correct use of the D-PATH will prevent control plane and data plane loops in the network, however an incorrect configuration of the DOMAIN-IDs on the gateway PEs may lead to the detection of false route loops and the blackholing of the traffic. An attacker may benefit of this transitive attribute to propagate the wrong domain information across multiple domains.

In addition, [Section 5.2](#) introduces the propagation of attributes between ISF SAFIs on gateway PEs. Without this mode of propagation, Path Attributes are re-initialized when re-exporting ISF routes into a different ISF SAFI, however this mode introduces the capability of propagating Path Attributes beyond the ISF SAFI scope. While this is a useful tool to provide end to end visibility across multiple domains, it can also be used by an attacker to propagate wrong (although correctly formed) Path Attributes that can influence the BGP path selection in remote domains. An implementation can also choose [Section 5.1](#) (No-propagation mode) to minimize the risks derived from propagating incorrect attributes, however this mode of operation will prevent the receiver PE from seeing the attributes that the originator of the route intended to convey in the first place.

12. IANA Considerations

This document defines a new BGP path attribute known as the BGP Domain Path (D-PATH) attribute.

IANA has assigned a new attribute code type from the "BGP Path Attributes" subregistry under the "Border Gateway Protocol (BGP) Parameters" registry:

Path Attribute Value	Code	Reference
-----	-----	-----
36	BGP Domain Path (D-PATH)	[This document]

13. Acknowledgments

The authors want to thank Russell Kelly, Dhananjaya Rao, Suresh Basavarajappa, Mallika Gautam, Senthil Sathappan, Arul Mohan Jovel, Naveen Tubugere, Mathanraj Petchimuthu, Amit Kumar and Mohit Kumar for their review and suggestions.

14. Contributors

15. References

15.1. Normative References

- [RFC7432] Sajassi, A., Ed., Aggarwal, R., Bitar, N., Isaac, A., Uttaro, J., Drake, J., and W. Henderickx, "BGP MPLS-Based Ethernet VPN", [RFC 7432](#), DOI 10.17487/RFC7432, February 2015, <<https://www.rfc-editor.org/info/rfc7432>>.
- [RFC4271] Rekhter, Y., Ed., Li, T., Ed., and S. Hares, Ed., "A Border Gateway Protocol 4 (BGP-4)", [RFC 4271](#), DOI 10.17487/RFC4271, January 2006, <<https://www.rfc-editor.org/info/rfc4271>>.
- [RFC4364] Rosen, E. and Y. Rekhter, "BGP/MPLS IP Virtual Private Networks (VPNs)", [RFC 4364](#), DOI 10.17487/RFC4364, February 2006, <<https://www.rfc-editor.org/info/rfc4364>>.
- [RFC2119] Bradner, S., "Key words for use in RFCs to Indicate Requirement Levels", [BCP 14](#), [RFC 2119](#), DOI 10.17487/RFC2119, March 1997, <<https://www.rfc-editor.org/info/rfc2119>>.
- [RFC8174] Leiba, B., "Ambiguity of Uppercase vs Lowercase in [RFC 2119](#) Key Words", [BCP 14](#), [RFC 8174](#), DOI 10.17487/RFC8174, May 2017, <<https://www.rfc-editor.org/info/rfc8174>>.

[RFC7606] Chen, E., Ed., Scudder, J., Ed., Mohapatra, P., and K. Patel, "Revised Error Handling for BGP UPDATE Messages", [RFC 7606](#), DOI 10.17487/RFC7606, August 2015, <<https://www.rfc-editor.org/info/rfc7606>>.

[I-D.ietf-bess-evpn-prefix-advertisement]
Rabadan, J., Henderickx, W., Drake, J. E., Lin, W., and

A.

Sajassi, "IP Prefix Advertisement in EVPN", [draft-ietf-bess-evpn-prefix-advertisement-11](#) (work in progress), May 2018.

[I-D.ietf-bess-evpn-inter-subnet-forwarding]
Sajassi, A., Salam, S., Thoria, S., Drake, J. E., and J. Rabadan, "Integrated Routing and Bridging in EVPN",

[draft-](#)

[ietf-bess-evpn-inter-subnet-forwarding-15](#) (work in progress), July 2021.

[15.2.](#) Informative References

[RFC4360] Sangli, S., Tappan, D., and Y. Rekhter, "BGP Extended Communities Attribute", [RFC 4360](#), DOI 10.17487/RFC4360, February 2006, <<https://www.rfc-editor.org/info/rfc4360>>.

[I-D.ietf-idr-tunnel-encaps]
Patel, K., Velde, G. V. D., Sangli, S. R., and J.

Scudder,

"The BGP Tunnel Encapsulation Attribute", [draft-ietf-idr-tunnel-encaps-22](#) (work in progress), January 2021.

[RFC6472] Kumari, W. and K. Sriram, "Recommendation for Not Using AS_SET and AS_CONFED_SET in BGP", [BCP 172](#), [RFC 6472](#), DOI 10.17487/RFC6472, December 2011, <<https://www.rfc-editor.org/info/rfc6472>>.

Authors' Addresses

J. Rabadan (editor)
Nokia
777 Middlefield Road
Mountain View, CA 94043
USA

Email: jorge.rabadan@nokia.com

A. Sajassi (editor)
Cisco
225 West Tasman Drive
San Jose, CA 95134
USA

Email: sajassi@cisco.com

E. Rosen
Individual

Email: erosen52@gmail.com

J. Drake
Juniper

Email: jdrake@juniper.net

W. Lin
Juniper

Email: wlin@juniper.net

J. Uttaro
AT&T

Email: ju1738@att.com

A. Simpson
Nokia

Email: adam.1.simpson@nokia.com

