

Network Working Group
Internet-Draft
Intended status: Standards Track
Expires: April 25, 2019

R. Hanton
Cisco Systems
P. Kyzivat

L. Xiao
Huawei
C. Groves
October 22, 2018

**Session Signaling for Controlling Multiple Streams for Telepresence
(CLUE)
draft-ietf-clue-signaling-14**

Abstract

This document specifies how CLUE-specific signaling such as the CLUE protocol and the CLUE data channel are used in conjunction with each other and with existing signaling mechanisms such as SIP and SDP to produce a telepresence call.

Status of This Memo

This Internet-Draft is submitted in full conformance with the provisions of [BCP 78](#) and [BCP 79](#).

Internet-Drafts are working documents of the Internet Engineering Task Force (IETF). Note that other groups may also distribute working documents as Internet-Drafts. The list of current Internet-Drafts is at <https://datatracker.ietf.org/drafts/current/>.

Internet-Drafts are draft documents valid for a maximum of six months and may be updated, replaced, or obsoleted by other documents at any time. It is inappropriate to use Internet-Drafts as reference material or to cite them other than as "work in progress."

This Internet-Draft will expire on April 25, 2019.

Copyright Notice

Copyright (c) 2018 IETF Trust and the persons identified as the document authors. All rights reserved.

This document is subject to [BCP 78](#) and the IETF Trust's Legal Provisions Relating to IETF Documents (<https://trustee.ietf.org/license-info>) in effect on the date of publication of this document. Please review these documents carefully, as they describe your rights and restrictions with respect

to this document. Code Components extracted from this document must include Simplified BSD License text as described in Section 4.e of the Trust Legal Provisions and are provided without warranty as described in the Simplified BSD License.

Table of Contents

1.	Introduction	3
2.	Terminology	3
3.	Media Feature Tag Definition	4
4.	SDP Grouping Framework CLUE Extension Semantics	4
4.1.	General	4
4.2.	The CLUE data channel and the CLUE grouping semantic . .	5
4.3.	CLUE-controlled media and the CLUE grouping semantic . .	5
4.4.	SDP semantics for CLUE-controlled media	5
4.4.1.	Signaling CLUE Encodings	6
4.4.1.1.	Referencing Encodings in the CLUE protocol	6
4.4.2.	Negotiating receipt of CLUE Capture Encodings in SDP	7
4.5.	SDP Offer/Answer Procedures	7
4.5.1.	Generating the Initial Offer	7
4.5.2.	Generating the Answer	8
4.5.2.1.	Negotiating use of CLUE and the CLUE data channel	8
4.5.2.2.	Negotiating CLUE-controlled media	8
4.5.2.3.	Negotiating non-CLUE controlled media	8
4.5.3.	Processing the initial Offer/Answer negotiation . . .	9
4.5.3.1.	Successful CLUE negotiation	9
4.5.3.2.	CLUE negotiation failure	9
4.5.4.	Modifying the session	10
4.5.4.1.	Adding and removing CLUE-controlled media	10
4.5.4.2.	Enabling CLUE mid-call	10
4.5.4.3.	Disabling CLUE mid-call	10
4.5.4.4.	CLUE protocol failure mid-call	11
5.	Interaction of CLUE protocol and SDP negotiations	11
5.1.	Independence of SDP and CLUE negotiation	12
5.2.	Constraints on sending media	13
5.3.	Recommendations for operating with non-atomic operations	13
6.	Interaction of CLUE protocol and RTP/RTCP CaptureID	14
6.1.	CaptureID reception during MCC redefinition	14
7.	Multiplexing of CLUE-controlled media using BUNDLE	15
7.1.	Overview	15
7.2.	Usage of BUNDLE with CLUE	15
7.2.1.	Generating the Initial Offer	15
7.2.2.	Multiplexing of the data channel and RTP media . . .	16
8.	Example: A call between two CLUE-capable Endpoints	16
9.	Example: A call between a CLUE-capable and non-CLUE Endpoint	26
10.	Acknowledgements	27
11.	IANA Considerations	27
11.1.	New SDP Grouping Framework Attribute	27

11.2.	New SIP Media Feature Tag	28
12.	Security Considerations	28
13.	Change History	29
14.	References	38
14.1.	Normative References	39
14.2.	Informative References	40
Authors'	Addresses	41

[1.](#) Introduction

To enable devices to participate in a telepresence call, selecting the sources they wish to view, receiving those media sources and displaying them in an optimal fashion, CLUE (Controlling mUltiple streams for tElepresence) employs two principal and inter-related protocol negotiations. SDP [[RFC4566](#)], conveyed via SIP [[RFC3261](#)], is used to negotiate the specific media capabilities that can be delivered to specific addresses on a device. Meanwhile, CLUE protocol [[I-D.ietf-clue-protocol](#)] messages, transported via a CLUE data channel [[I-D.ietf-clue-datachannel](#)], are used to negotiate the Capture Sources available, their attributes and any constraints in their use. They also allow the far end device to specify which Captures they wish to receive. It is recommended that those documents be read prior to this one as this document assumes familiarity with those protocols and hence uses terminology from each with limited introduction.

Beyond negotiating the CLUE channel, SDP is also used to negotiate the details of supported media streams and the maximum capability of each of those streams. As the CLUE Framework [[I-D.ietf-clue-framework](#)] defines a manner in which the Media Provider expresses their maximum encoding group capabilities, SDP is also used to express the encoding limits for each potential Encoding.

Backwards-compatibility is an important consideration of the protocol: it is vital that a CLUE-capable device contacting a device that does not support CLUE is able to fall back to a fully functional non-CLUE call. The document also defines how a non-CLUE call may be upgraded to CLUE in mid-call, and similarly how CLUE functionality can be removed mid-call to return to a standard non-CLUE call.

[2.](#) Terminology

The key words "MUST", "MUST NOT", "REQUIRED", "SHALL", "SHALL NOT", "SHOULD", "SHOULD NOT", "RECOMMENDED", "MAY", and "OPTIONAL" in this document are to be interpreted as described in [[RFC2119](#)].

This document uses terminology defined in the CLUE Framework [[I-D.ietf-clue-framework](#)].

A few additional terms specific to this document are defined as follows:

non-CLUE device: A device that supports standard SIP and SDP, but either does not support CLUE, or that does but does not currently wish to invoke CLUE capabilities.

CLUE-controlled media: A media "m=" line that is under CLUE control; the Capture Source that provides the media on this "m=" line is negotiated in CLUE. See [Section 4](#) for details of how this control is signaled in SDP. There is a corresponding "non-CLUE-controlled" media term.

[3.](#) Media Feature Tag Definition

The "sip.clue" media feature tag SIP [\[RFC3840\]](#) indicates support for CLUE in SIP [\[RFC3261\]](#) calls. A CLUE-capable device SHOULD include this media feature tag in its REGISTER requests and OPTION responses. It SHOULD also include the media feature tag in INVITE and UPDATE [\[RFC3311\]](#) requests and responses.

Presence of the media feature tag in the contact field of a request or response can be used to determine that the far end supports CLUE.

[4.](#) SDP Grouping Framework CLUE Extension Semantics

[4.1.](#) General

This section defines a new SDP Grouping Framework [\[RFC5888\]](#) extension called 'CLUE'.

The CLUE extension can be indicated using an SDP session-level 'group' attribute. Each SDP media "m=" line that is included in this group, using SDP media-level mid attributes, is CLUE-controlled, by a CLUE data channel also included in this CLUE group.

Currently only support for a single CLUE group is specified; support for multiple CLUE groups in a single session is outside the scope of this document. A device MUST NOT include more than one CLUE group in its SDP message unless it is following a specification that defines how multiple CLUE channels are signaled, and is either able to determine that the other side of the SDP exchange supports multiple CLUE channels, or is able to fail gracefully in the event it does not.

4.2. The CLUE data channel and the CLUE grouping semantic

The CLUE data channel [[I-D.ietf-clue-datachannel](#)] is a bidirectional data channel [[I-D.ietf-rtcweb-data-channel](#)] used for the transport of CLUE messages, conveyed within an SCTP over DTLS connection. This channel must be established before CLUE protocol messages can be exchanged and CLUE-controlled media can be sent.

The data channel is negotiated over SDP as described in [[I-D.ietf-mmusic-data-channel-sdpneg](#)]. A CLUE-capable device wishing to negotiate CLUE MUST also include a CLUE group in their SDP offer or answer and include the "mid" of the "m=" line for the data channel in that group. The CLUE group MUST include the "mid" of the "m=" line for one (and only one) data channel.

Presence of the data channel in the CLUE group in an SDP offer or answer also serves, along with the "sip.clue" media feature tag, as an indication that the device supports CLUE and wishes to upgrade the call to include CLUE-controlled media. A CLUE-capable device SHOULD include a data channel "m=" line in offers and, when allowed by [[RFC3264](#)], answers.

4.3. CLUE-controlled media and the CLUE grouping semantic

CLUE-controlled media lines in an SDP are "m=" lines in which the content of the media streams to be sent is negotiated via the CLUE protocol [[I-D.ietf-clue-protocol](#)]. For an "m=" line to be CLUE-controlled, its "mid" value MUST be included in the CLUE group. CLUE-controlled media is controlled by the CLUE protocol as negotiated on the CLUE data channel with an "mid" included in the CLUE group.

"m=" lines not specified as under CLUE control follow normal rules for media streams negotiated in SDP as defined in documents such as [[RFC3264](#)].

The restrictions on CLUE-controlled media always apply to "m=" lines in an SDP offer or answer, even if negotiation of the data channel in SDP failed due to lack of CLUE support by the remote device or for any other reason, or in an offer if the recipient does not include the "mid" of the corresponding "m=" line in their CLUE group.

4.4. SDP semantics for CLUE-controlled media

4.4.1. Signaling CLUE Encodings

The CLUE Framework [[I-D.ietf-clue-framework](#)] defines the concept of "Encodings", which represent the sender's encode ability. Each Encoding the Media Provider wishes to signal is signaled via an "m=" line of the appropriate media type, which MUST be marked as sendonly with the "a=sendonly" attribute or as inactive with the "a=inactive" attribute.

The encoder limits of active (eg, "a=sendonly") Encodings can then be expressed using existing SDP syntax. For instance, for H.264 see Table 6 in [[RFC6184](#)] for a list of valid parameters for representing encoder sender stream limits.

These Encodings are CLUE-controlled and hence MUST include an "mid" in the CLUE group as defined above.

As well as the normal restrictions defined in [[RFC3264](#)] the stream MUST be treated as if the "m=" line direction attribute had been set to "a=inactive" until the Media Provider has received a valid CLUE CONFIGURE message specifying the Capture to be used for this stream. This means that RTP packets MUST NOT be sent until configuration is complete, while non-media packets such as STUN, RTCP and DTLS MUST be sent as per their relevant specifications if negotiated.

Every "m=" line representing a CLUE Encoding MUST contain a "label" attribute as defined in [[RFC4574](#)]. This label is used to identify the Encoding by the sender in CLUE ADVERTISEMENT messages and by the receiver in CLUE CONFIGURE messages. Each label used for a CLUE-controlled "m=" line MUST be different from the label on all other "m=" lines in the CLUE group, unless an "m=" line represents a dependent stream related to another "m=" line (such as an FEC stream), in which case it MUST have the same label value as the "m=" line on which it depends.

4.4.1.1. Referencing Encodings in the CLUE protocol

CLUE Encodings are defined in SDP, but can be referenced from CLUE protocol messages - this is how the protocol defines which Encodings are part of an Encoding Group (in ADVERTISEMENT messages) and which Encoding with which to encode a specific Capture (in CONFIGURE messages). The labels on the CLUE-controlled "m=" lines are the references that are used in the CLUE protocol.

Each <encID> (in encodingIDList) in a CLUE ADVERTISEMENT message SHOULD represent an Encoding defined in SDP; the specific Encoding referenced is a CLUE-controlled "m=" line in the most recent SDP sent

by the sender of the ADVERTISEMENT message with a label value corresponding to the text content of the <encID>.

Similarly, each <encodingID> (in captureEncodingType) in a CLUE CONFIGURE message SHOULD represent an Encoding defined in SDP; the specific Encoding referenced is a CLUE-controlled "m=" line in the most recent SDP received by the sender of the CONFIGURE message with a label value corresponding to the text content of the <encodingID>.

Note that the non-atomic nature of SDP/CLUE protocol interaction may mean that there are temporary periods where an <encID>/<encodingID> in a CLUE message does not reference an SDP "m=" line, or where an Encoding represented in SDP is not referenced in a CLUE protocol message. See [Section 5](#) for specifics.

[4.4.2.](#) Negotiating receipt of CLUE Capture Encodings in SDP

A receiver who wishes to receive a CLUE stream via a specific Encoding requires an "a=recvonly" "m=" line that matches the "a=sendonly" Encoding.

These "m=" lines are CLUE-controlled and hence MUST include their "mid" in the CLUE group. They MAY include a "label" attribute, but this is not required by CLUE, as only label values associated with "a=sendonly" Encodings are referenced by CLUE protocol messages.

[4.5.](#) SDP Offer/Answer Procedures

[4.5.1.](#) Generating the Initial Offer

A CLUE-capable device sending an initial SDP offer of a SIP session and wishing to negotiate CLUE will include an "m=" line for the data channel to convey the CLUE protocol, along with a CLUE group containing the "mid" of the data channel "m=" line.

For interoperability with non-CLUE devices a CLUE-capable device sending an initial SDP offer SHOULD NOT include any "m=" line for CLUE-controlled media beyond the "m=" line for the CLUE data channel, and SHOULD include at least one non-CLUE-controlled media "m=" line.

If the device has evidence that the receiver is also CLUE-capable, for instance due to receiving an initial INVITE with no SDP but including a "sip.clue" media feature tag, the above recommendation is waived, and the initial offer MAY contain "m=" lines for CLUE-controlled media.

With the same interoperability recommendations as for Encodings, the sender of the initial SDP offer MAY also include "a=recvonly" media

lines to preallocate "m=" lines to receive media. Alternatively, it MAY wait until CLUE protocol negotiation has completed before including these lines in a new offer/answer exchange - see [Section 5](#) for recommendations.

[4.5.2.](#) Generating the Answer

[4.5.2.1.](#) Negotiating use of CLUE and the CLUE data channel

If the recipient of an initial offer is CLUE-capable, and the offer contains both an "m=" line for a data channel and a CLUE group containing the "mid" for that "m=" line, they SHOULD negotiate data channel support for an "m=" line, and include the "mid" of that "m=" line in a corresponding CLUE group.

A CLUE-capable recipient that receives an "m=" line for a data channel but no corresponding CLUE group containing the "mid" of that "m=" line MAY still include a corresponding data channel "m=" line if there are any other non-CLUE protocols it can convey over that channel, but MUST NOT negotiate use of the CLUE protocol on this channel.

[4.5.2.2.](#) Negotiating CLUE-controlled media

If the initial offer contained "a=recvonly" CLUE-controlled media lines the recipient SHOULD include corresponding "a=sendonly" CLUE-controlled media lines for accepted Encodings, up to the maximum number of Encodings it wishes to advertise. As CLUE-controlled media, the "mid" of these "m=" lines must be included in the corresponding CLUE group. The recipient MUST set the direction of the corresponding "m=" lines of any remaining "a=recvonly" CLUE-controlled media lines received in the offer to "a=inactive".

If the initial offer contained "a=sendonly" CLUE-controlled media lines the recipient MAY include corresponding "a=recvonly" CLUE-controlled media lines, up to the maximum number of Capture Encodings it wishes to receive. Alternatively, it MAY wait until CLUE protocol negotiation has completed before including these lines in a new offer/answer exchange - see [Section 5](#) for recommendations. The recipient MUST set the direction of the corresponding "m=" lines of any remaining "a=recvonly" CLUE-controlled media lines received in the offer to "a=inactive"

[4.5.2.3.](#) Negotiating non-CLUE controlled media

A CLUE-controlled device implementation may prefer to render initial, single-stream audio and/or video for the user as rapidly as possible, transitioning to CLUE-controlled media once that has been negotiated.

Alternatively, an implementation may wish to suppress initial media, only providing media once the final, CLUE-controlled streams have been negotiated.

The receiver of the initial offer, if making the call CLUE-enabled with their SDP answer, can make their preference clear by their action in accepting or rejecting non-CLUE-controlled media lines. Rejecting these "m=" lines will ensure that no non-CLUE-controlled media flows before the CLUE-controlled media is negotiated. In contrast, accepting one or more non-CLUE-controlled "m=" lines in this initial answer will enable initial media to flow.

If the answerer chooses to send initial non-CLUE-controlled media in a CLUE-enabled call, [Section 4.5.4.1](#) addresses the need to disable it once CLUE-controlled media is fully negotiated.

[4.5.3](#). Processing the initial Offer/Answer negotiation

In the event that both offer and answer include a data channel "m=" line with a mid value included in corresponding CLUE groups, CLUE has been successfully negotiated and the call is now CLUE-enabled. If not then the call is not CLUE-enabled.

[4.5.3.1](#). Successful CLUE negotiation

In the event of successful CLUE-enablement of the call, devices MUST now begin negotiation of the CLUE channel, see [\[I-D.ietf-clue-datachannel\]](#) for negotiation details. If negotiation is successful, sending of CLUE protocol [\[I-D.ietf-clue-protocol\]](#) messages can begin.

A CLUE-capable device MAY choose not to send RTP on the non-CLUE-controlled channels during the period in which control of the CLUE-controlled media lines is being negotiated (though RTCP MUST still be sent and received as normal). However, a CLUE-capable device MUST still be prepared to receive media on non-CLUE-controlled media lines that have been successfully negotiated as defined in [\[RFC3264\]](#).

If either side of the call wishes to add additional CLUE-controlled "m=" lines to send or receive CLUE-controlled media they MAY now send a SIP request with a new SDP offer following the normal rules of SDP offer/answer and any negotiated extensions.

[4.5.3.2](#). CLUE negotiation failure

In the event that the negotiation of CLUE fails and the call is not CLUE-enabled once the initial offer/answer negotiation completes then

CLUE is not in use in the call. The CLUE-capable devices MUST either revert to non-CLUE behaviour or terminate the call.

[4.5.4. Modifying the session](#)

[4.5.4.1. Adding and removing CLUE-controlled media](#)

Subsequent offer/answer exchanges MAY add additional "m=" lines for CLUE-controlled media, or activate or deactivate existing "m=" lines per the standard SDP mechanisms.

In most cases at least one additional exchange after the initial offer/answer exchange will be required before both sides have added all the Encodings and ability to receive Encodings that they desire. Devices MAY delay adding "a=recvonly" CLUE-controlled "m=" lines until after CLUE protocol negotiation completes - see [Section 5](#) for recommendations.

Once CLUE media has been successfully negotiated devices SHOULD ensure that non-CLUE-controlled media is deactivated by setting their ports to 0 in cases where it corresponds to the media type of CLUE-controlled media that has been successfully negotiated. This deactivation may require an additional SDP exchange, or may be incorporated into one that is part of the CLUE negotiation.

[4.5.4.2. Enabling CLUE mid-call](#)

A CLUE-capable device that receives an initial SDP offer from a non-CLUE device SHOULD include a new data channel "m=" line and corresponding CLUE group in any subsequent offers it sends, to indicate that it is CLUE-capable.

If, in an ongoing non-CLUE call, an SDP offer/answer exchange completes with both sides having included a data channel "m=" line in their SDP and with the "mid" for that channel in a corresponding CLUE group then the call is now CLUE-enabled; negotiation of the data channel and subsequently the CLUE protocol begin.

[4.5.4.3. Disabling CLUE mid-call](#)

If, during an ongoing CLUE-enabled call a device wishes to disable CLUE, it can do so by following the procedures for closing a data channel defined in Section 5.2.4 of [\[I-D.ietf-mmusic-data-channel-sdpneg\]](#): sending a new SDP offer/answer exchange and subsequent SCTP SSN reset for the CLUE channel. It MUST also remove the CLUE group. Without the CLUE group any "m=" lines that were previously CLUE-controlled no longer are; implementations MAY disable them by setting their ports to 0 or may continue to use

them - in the latter case how they are used is outside the scope of this document.

If a device follows the procedure above, or an SDP offer-answer negotiation completes in a fashion in which either the "m=" CLUE data channel line was not successfully negotiated, and/or one side did not include the data channel in the CLUE group then CLUE for this call is disabled. In the event that this occurs, CLUE is no longer enabled. Any active "m=" lines still included in the CLUE group are no longer CLUE-controlled and the implementation MAY either disable them in a subsequent negotiation or continue to use them in some other fashion. If the data channel is still present but not included in the CLUE group semantic CLUE protocol messages MUST no longer be sent.

4.5.4.4. CLUE protocol failure mid-call

In contrast to the specific disablement of the use of CLUE described above, the CLUE channel may fail unexpectedly. Two circumstances where this can occur are:

- o The CLUE data channel terminates, either gracefully or ungracefully, without any corresponding SDP renegotiation.
- o The CLUE protocol enters an unrecoverable error state as defined in Section 6. of [[I-D.ietf-clue-protocol](#)], either the 'MP-TERMINATED' state for the Media Provider or 'MC-TERMINATED' for the Media Consumer.

In this circumstance implementations SHOULD continue to transmit and receive CLUE-controlled media on the basis of the last negotiated CLUE messages, until the CLUE protocol is disabled mid-call by an SDP exchange as defined in [Section 4.5.4.3](#). Implementations MAY choose to send such an SDP request to disable CLUE immediately or MAY continue on in a call-preservation mode.

5. Interaction of CLUE protocol and SDP negotiations

Information about media streams in CLUE is split between two message types: SDP, which defines media addresses and limits, and the CLUE channel, which defines properties of Capture Devices available, scene information and additional constraints. As a result certain operations, such as advertising support for a new transmissible Capture with associated stream, cannot be performed atomically, as they require changes to both SDP and CLUE messaging.

This section defines how the negotiation of the two protocols interact, provides some recommendations on dealing with intermediate

stages in non-atomic operations, and mandates additional constraints on when CLUE-configured media can be sent.

5.1. Independence of SDP and CLUE negotiation

To avoid the need to implement interlocking state machines with the potential to reach invalid states if messages were to be lost, or be rewritten en-route by middle boxes, the state machines in SDP and CLUE operate independently. The state of the CLUE channel does not restrict when an implementation may send a new SDP offer or answer, and likewise the implementation's ability to send a new CLUE ADVERTISEMENT or CONFIGURE message is not restricted by the results of or the state of the most recent SDP negotiation (unless the SDP negotiation has removed the CLUE channel).

The primary implication of this is that a device may receive an SDP with a CLUE Encoding for which it does not yet have Capture information, or receive a CLUE CONFIGURE message specifying a Capture Encoding for which the far end has not negotiated a media stream in SDP.

CLUE messages contain an <encID> (in encodingIDList) or <encodingID> (in captureEncodingType), which is used to identify a specific encoding or captureEncoding in SDP; see [\[I-D.ietf-clue-data-model-schema\]](#) for specifics. The non-atomic nature of CLUE negotiation means that a sender may wish to send a new ADVERTISEMENT before the corresponding SDP message. As such the sender of the CLUE message MAY include an <encID> which does not currently match a CLUE-controlled "m=" line label in SDP; A CLUE-capable implementation MUST NOT reject a CLUE protocol message solely because it contains <encID> elements that do not match a label in SDP.

The current state of the CLUE participant or Media Provider/Consumer state machines do not affect compliance with any of the normative language of [\[RFC3264\]](#). That is, they MUST NOT delay an ongoing SDP exchange as part of a SIP server or client transaction; an implementation MUST NOT delay an SDP exchange while waiting for CLUE negotiation to complete or for a CONFIGURE message to arrive.

Similarly, a device in a CLUE-enabled call MUST NOT delay any mandatory state transitions in the CLUE Participant or Media Provider/Consumer state machines due to the presence or absence of an ongoing SDP exchange.

A device with the CLUE Participant state machine in the ACTIVE state MAY choose not to move from ESTABLISHED to ADV (Media Provider state machine) or from ESTABLISHED to WAIT FOR CONF RESPONSE (Media

Consumer state machine) based on the SDP state. See [\[I-D.ietf-clue-protocol\]](#) for CLUE state machine specifics. Similarly, a device MAY choose to delay initiating a new SDP exchange based on the state of their CLUE state machines.

5.2. Constraints on sending media

While SDP and CLUE message states do not impose constraints on each other, both impose constraints on the sending of media - CLUE-controlled media MUST NOT be sent unless it has been negotiated in both CLUE and SDP: an implementation MUST NOT send a specific CLUE Capture Encoding unless its most recent SDP exchange contains an active media channel for that Encoding AND the far end has sent a CLUE CONFIGURE message specifying a valid Capture for that Encoding.

5.3. Recommendations for operating with non-atomic operations

CLUE-capable devices MUST be able to handle states in which CLUE messages make reference to EncodingIDs that do not match the most recently received SDP, irrespective of the order in which SDP and CLUE messages are received. While these mismatches will usually be transitory a device MUST be able to cope with such mismatches remaining indefinitely. However, this document makes some recommendations on message ordering for these non-atomic transitions.

CLUE-capable devices MUST ensure that any inconsistencies between SDP and CLUE signaling are temporary by sending updated SDP or CLUE messages as soon as the relevant state machines and other constraints permit.

Generally, implementations that receive messages for which they have incomplete information will be most efficient if they wait until they have the corresponding information they lack before sending messages to make changes related to that information. For example, an answerer that receives a new SDP offer with three new "a=sendonly" CLUE "m=" lines for which it has received no CLUE ADVERTISEMENT providing the corresponding capture information would typically include corresponding "a=inactive" lines in its answer, and only make a new SDP offer with "a=recvonly" when and if a new ADVERTISEMENT arrives with Captures relevant to those Encodings.

Because of the constraints of SDP offer/answer and because new SDP negotiations are generally more 'costly' than sending a new CLUE message, implementations needing to make changes to both channels SHOULD prioritize sending the updated CLUE message over sending the new SDP message. The aim is for the recipient to receive the CLUE changes before the SDP changes, allowing the recipient to send their

SDP answers without incomplete information, reducing the number of new SDP offers required.

6. Interaction of CLUE protocol and RTP/RTCP CaptureID

The CLUE Framework [[I-D.ietf-clue-framework](#)] allows for Multiple Content Captures (MCCs): Captures which contain multiple source Captures, whether composited into a single stream or switched based on some metric.

The Captures that contribute to these MCCs may or may not be defined in the ADVERTISEMENT message. If they are defined and the MCC is providing them in a switched format the recipient may wish to determine which originating source Capture is currently being provided, so that they can apply geometric corrections based on that Capture's geometry, or take some other action based on the original Capture information.

To do this, [[I-D.ietf-clue-rtp-mapping](#)] allows for the CaptureID of the originating Capture to be conveyed via RTP or RTCP. A Media Provider sending switched media for an MCC with defined originating sources MUST send the CaptureID in both RTP and RTCP, as described in the mapping document.

6.1. CaptureID reception during MCC redefinition

Because the RTP/RTCP CaptureID is delivered via a different channel to the ADVERTISEMENT in which the contents of the MCC are defined there is an intrinsic race condition in cases in which the contents of an MCC are redefined.

When a Media Provider redefines an MCC which involves CaptureIDs, the reception of the relevant CaptureIDs by the recipient will either lead or lag reception and processing of the new ADVERTISEMENT by the recipient. As such, a Media Consumer MUST NOT be disrupted by any of the following in any CLUE- controlled media stream it is receiving, whether that stream is for a static Capture or for an MCC (as any static Capture may be redefined to an MCC in a later ADVERTISEMENT):

- o Receiving RTP or RTCP containing a CaptureID when the most recently processed ADVERTISEMENT means that none are expected.
- o Receiving RTP or RTCP without CaptureIDs when the most recently processed ADVERTISEMENT means that media CaptureIDs are expected.
- o Receiving a CaptureID in RTP or RTCP for a Capture defined in the most recently processed ADVERTISEMENT, but which the same ADVERTISEMENT does not include in the MCC.

- o Receiving a CaptureID in RTP or RTCP for a Capture not defined in the most recently processed ADVERTISEMENT.

7. Multiplexing of CLUE-controlled media using BUNDLE

7.1. Overview

A CLUE call may involve sending and/or receiving significant numbers of media streams. Conventionally, media streams are sent and received on unique ports. However, each separate port used for this purpose may impose costs that a device wishes to avoid, such as the need to open that port on firewalls and NATs, the need to collect ICE candidates [[RFC8445](#)], etc.

The BUNDLE [[I-D.ietf-mmusic-sdp-bundle-negotiation](#)] extension can be used to negotiate the multiplexing of multiple media lines onto a single 5-tuple for sending and receiving media, allowing devices in calls to another BUNDLE-supporting device to potentially avoid some of the above costs.

While CLUE-capable devices MAY support the BUNDLE extension for this purpose supporting the extension is not mandatory for a device to be CLUE-compliant.

A CLUE-capable device that supports BUNDLE SHOULD also support rtcp-mux [[RFC5761](#)]. However, a CLUE-capable device that supports rtcp-mux may or may not support BUNDLE.

7.2. Usage of BUNDLE with CLUE

This specification imposes no additional requirements or restrictions on the usage of BUNDLE when used with CLUE. There is no restriction on combining CLUE-controlled media lines and non-CLUE-controlled media lines in the same BUNDLE group or in multiple such groups. However, there are several steps an implementation may wish to take to ameliorate the cost and time requirements of extra SDP offer/answer exchanges between CLUE and BUNDLE.

7.2.1. Generating the Initial Offer

BUNDLE mandates that the initial SDP offer MUST use a unique address for each "m=" line with a non-zero port. Because CLUE implementations generally will not include CLUE-controlled media lines with the exception of the data channel in the initial SDP offer, CLUE devices that support large numbers of streams can avoid ever having to open large numbers of ports if they successfully negotiate BUNDLE.

An implementation that does include CLUE-controlled media lines in its initial SDP offer while also using BUNDLE must take care to avoid renderings its CLUE-controlled media lines unusable in the event the far end does not negotiate BUNDLE if it wishes to avoid the risk of additional SDP exchanges to resolve this issue. This is best achieved by not sending any CLUE-controlled media lines in an initial offer with the 'bundle-only' attribute unless it has been established via some other channel that the recipient supports and is able to use BUNDLE.

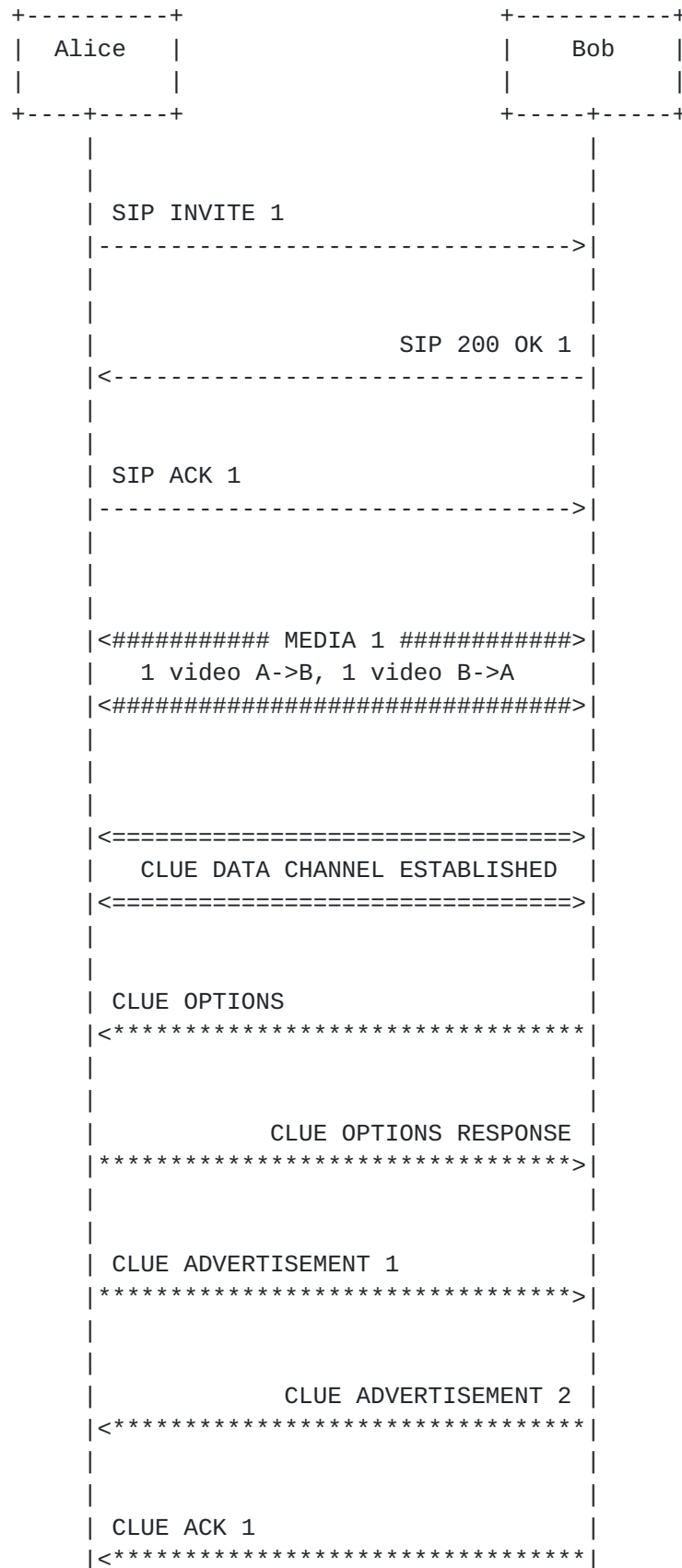
7.2.2. Multiplexing of the data channel and RTP media

BUNDLE-supporting CLUE-capable devices MAY include the data channel in the same BUNDLE group as RTP media. In this case the device MUST be able to demultiplex the various transports - see [section 9.2](#) of the BUNDLE draft [[I-D.ietf-mmusic-sdp-bundle-negotiation](#)]. If the BUNDLE group includes other protocols than the data channel transported via DTLS the device MUST also be able to differentiate the various protocols.

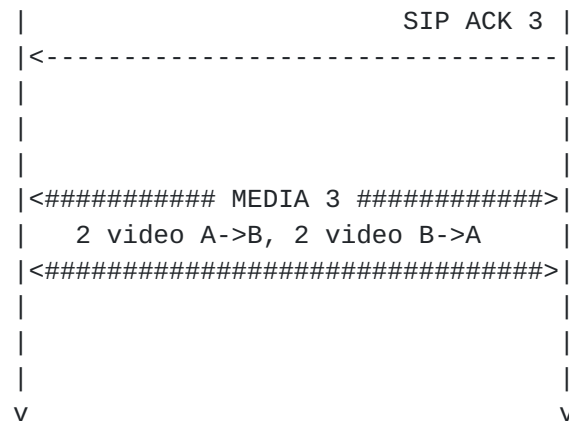
8. Example: A call between two CLUE-capable Endpoints

This example illustrates a call between two CLUE-capable Endpoints. Alice, initiating the call, is a system with three cameras and three screens. Bob, receiving the call, is a system with two cameras and two screens. A call-flow diagram is presented, followed by a summary of each message.

To manage the size of this section the SDP snippets only illustrate video "m=" lines. SIP ACKs are not always discussed. Note that BUNDLE is not in use.




```
|
|
|                                     CLUE ACK 2 |
| *****>|
|
| SIP INVITE 2 (+3 sendonly) |
| ----->|
|
|                                     CLUE CONFIGURE 1 |
| <*****|
|
| SIP 200 OK 2 (+2 recvonly) |
| <-----|
|
| CLUE CONFIGURE RESPONSE 1 |
| *****>|
|
| SIP ACK 2 |
| ----->|
|
| <##### MEDIA 2 #####>|
| 2 video A->B, 1 video B->A |
| <#####>|
|
| SIP INVITE 3 (+2 sendonly) |
| ----->|
|
| CLUE CONFIGURE 2 |
| *****>|
|
| SIP 200 OK 3 (+2 recvonly) |
| ----->|
|
| CLUE CONFIGURE RESPONSE 2 |
| <*****|
|
|
```

In SIP INVITE 1, Alice sends Bob a SIP INVITE including in the SDP body the basic audio and video capabilities and the data channel as per [\[I-D.ietf-mmusic-sctp-sdp\]](#). Alice also includes the "sip.clue" media feature tag in the INVITE. A snippet of the SDP showing the grouping attribute and the video "m=" line are shown below. Alice has included a "CLUE" group, and included the mid corresponding to a data channel in the group (3). Note that Alice has chosen not to include any CLUE-controlled media in the initial offer - the mid value of the video line is not included in the "CLUE" group.

```
...
a=group:CLUE 3
...
m=video 6002 RTP/AVP 96
a=rtpmap:96 H264/90000
a=fmtp:96 profile-level-id=42e016;max-mbps=108000;max-fs=3600
a=sendrecv
a=mid:2
...
m=application 6100 UDP/DTLS/SCTP webrtc-datachannel
a=setup:actpass
a=sctp-port: 5000
a=dcmap:2 subprotocol="CLUE";ordered=true
a=mid:3
```

Bob responds with a similar SDP in SIP 200 OK 1, which also has a "CLUE" group including the mid value of a data channel; due to their similarity no SDP snippet is shown here. Bob wishes to receive initial media, and so includes corresponding non-CLUE-controlled audio and video lines. Bob also includes the "sip.clue" media feature tag in the 200 OK. Alice and Bob are each now able to send a single audio and video stream. This is illustrated as MEDIA 1.

With the successful initial SDP Offer/Answer exchange complete Alice and Bob are also free to negotiate the CLUE data channel. This is illustrated as CLUE DATA CHANNEL ESTABLISHED.

Once the data channel is established CLUE protocol negotiation begins. In this case Bob chose to be the DTLS client (sending a=active in his SDP answer) and hence is the CLUE Channel Initiator and sends a CLUE OPTIONS message describing his version support. On receiving that message Alice sends her corresponding CLUE OPTIONS RESPONSE.

With the OPTIONS phase complete Alice now sends her CLUE ADVERTISEMENT (CLUE ADVERTISEMENT 1). She advertises three static Captures representing her three cameras. She also includes switched Captures suitable for two- and one-screen systems. All of these Captures are in a single Capture Scene, with suitable Capture Scene Views to tell Bob that he should either subscribe to the three static Captures, the two switched Captures or the one switched Capture. Alice has no simultaneity constraints, so includes all six Captures in one simultaneous set. Finally, Alice includes an Encoding Group with three Encoding IDs: "enc1", "enc2" and "enc3". These Encoding IDs aren't currently valid, but will match the next SDP offer she sends.

Bob received CLUE ADVERTISEMENT 1 but does not yet send a CONFIGURE message, because he has not yet received Alice's Encoding information, so as yet he does not know if she will have sufficient resources to send him the two streams he ideally wants at a quality he is happy with. Because Bob is not sending an immediate CONFIGURE with the "ack" element set he must send an explicit ADVERTISEMENT ACKNOWLEDGEMENT message (CLUE ACK 1) to signal receipt of CLUE ADVERTISEMENT 1.

Bob also sends his CLUE ADVERTISEMENT (CLUE ADVERTISEMENT 2) - though the diagram shows that this occurs after Alice sends CLUE ADVERTISEMENT 1 Bob sends his ADVERTISEMENT independently and does not wait for CLUE ADVERTISEMENT 1 to arrive. He advertises two static Captures representing his cameras. He also includes a single composed Capture for single-screen systems, in which he will composite the two camera views into a single video stream. All three Captures are in a single Capture Scene, with suitable Capture Scene Views to tell Alice that she should either subscribe to the two static Captures, or the single composed Capture. Bob also has no simultaneity constraints, so includes all three Captures in one simultaneous set. Bob also includes a single Encoding Group with two Encoding IDs: "foo" and "bar".

Similarly, Alice receives CLUE ADVERTISEMENT 2 but does not yet send a CONFIGURE message, because she has not yet received Bob's Encoding information, sending instead an ADVERTISEMENT ACKNOWLEDGEMENT (CLUE ACK 2).

Both sides have now sent their CLUE ADVERTISEMENT messages and an SDP exchange is required to negotiate Encodings. For simplicity, in this case Alice is shown sending an INVITE with a new offer; in many implementations both sides might send an INVITE, which would be resolved by use of the 491 Request Pending resolution mechanism from [\[RFC3261\]](#).

Alice now sends SIP INVITE 2. She maintains the sendrecv audio, video and CLUE "m=" lines, and she adds three new sendonly "m=" lines to represent the three CLUE-controlled Encodings she can send. Each of these "m=" lines has a label corresponding to one of the Encoding IDs from CLUE ADVERTISEMENT 1. Each also has its mid added to the grouping attribute to show they are controlled by the CLUE channel. A snippet of the SDP showing the grouping attribute, data channel and the video "m=" lines are shown below:


```
...
a=group:CLUE 3 4 5 6
...
m=video 6002 RTP/AVP 96
a=rtpmap:96 H264/900000
a=fmtp:96 profile-level-id=42e016;max-mbps=108000;max-fs=3600
a=sendrecv
a=mid:2
...
m=application 6100 UDP/DTLS/SCTP webrtc-datachannel
a=sctp-port: 5000
a=dcmap:2 subprotocol="CLUE";ordered=true
a=mid:3
...
m=video 6004 RTP/AVP 96
a=rtpmap:96 H264/900000
a=fmtp:96 profile-level-id=42e016
a=sendonly
a=mid:4
a=label:enc1
m=video 6006 RTP/AVP 96
a=rtpmap:96 H264/900000
a=fmtp:96 profile-level-id=42e016
a=sendonly
a=mid:5
a=label:enc2
m=video 6008 RTP/AVP 96
a=rtpmap:96 H264/900000
a=fmtp:96 profile-level-id=42e016
a=sendonly
a=mid:6
a=label:enc3
```

Bob now has all the information he needs to decide which streams to configure, allowing him to send both a CLUE CONFIGURE message and his SDP answer. As such he now sends CLUE CONFIGURE 1. This requests the pair of switched Captures that represent Alice's scene, and he configures them with encoder ids "enc1" and "enc2".

Bob also sends his SDP answer as part of SIP 200 OK 2. Alongside his original audio, video and CLUE "m=" lines he includes three additional "m=" lines corresponding to the three added by Alice; two active recvonly "m=" lines and an inactive "m=" line for the third. He adds their mid values to the grouping attribute to show they are controlled by the CLUE channel. A snippet of the SDP showing the grouping attribute and the video "m=" lines are shown below (mid 100 represents the CLUE channel, not shown):


```
...
a=group:CLUE 11 12 13 100
...
m=video 58722 RTP/AVP 96
a=rtpmap:96 H264/900000
a=fmtp:96 profile-level-id=42e016;max-mbps=108000;max-fs=3600
a=sendrecv
a=mid:10
...
m=video 58724 RTP/AVP 96
a=rtpmap:96 H264/900000
a=fmtp:96 profile-level-id=42e016;max-mbps=108000;max-fs=3600
a=recvonly
a=mid:11
m=video 58726 RTP/AVP 96
a=rtpmap:96 H264/900000
a=fmtp:96 profile-level-id=42e016;max-mbps=108000;max-fs=3600
a=recvonly
a=mid:12
m=video 58728 RTP/AVP 96
a=rtpmap:96 H264/900000
a=fmtp:96 profile-level-id=42e016;max-mbps=108000;max-fs=3600
a=inactive
a=mid:13
```

Alice receives Bob's message CLUE CONFIGURE 1 and sends CLUE CONFIGURE RESPONSE 1 to ack its reception. She does not yet send the Capture Encodings specified, because at this stage she hasn't processed Bob's answer SDP and so hasn't negotiated the ability for Bob to receive these streams.

On receiving SIP 200 OK 2 from Bob Alice sends her SIP ACK (SIP ACK 2). She is now able to send the two streams of video Bob requested - this is illustrated as MEDIA 2.

The constraints of offer/answer meant that Bob could not include his encoding information as new "m=" lines in SIP 200 OK 2. As such Bob now sends SIP INVITE 3 to generate a new offer. Along with all the streams from SIP 200 OK 2 Bob also includes two new sendonly streams. Each stream has a label corresponding to the Encoding IDs in his CLUE ADVERTISEMENT 2 message. He also adds their mid values to the grouping attribute to show they are controlled by the CLUE channel. A snippet of the SDP showing the grouping attribute and the video "m=" lines are shown below (mid 100 represents the CLUE channel, not shown):


```
...
a=group:CLUE 11 12 14 15 100
...
m=video 58722 RTP/AVP 96
a=rtpmap:96 H264/900000
a=fmtp:96 profile-level-id=42e016;max-mbps=108000;max-fs=3600
a=sendrecv
a=mid:10
...
m=video 58724 RTP/AVP 96
a=rtpmap:96 H264/900000
a=fmtp:96 profile-level-id=42e016;max-mbps=108000;max-fs=3600
a=recvonly
a=mid:11
m=video 58726 RTP/AVP 96
a=rtpmap:96 H264/900000
a=fmtp:96 profile-level-id=42e016;max-mbps=108000;max-fs=3600
a=recvonly
a=mid:12
m=video 0 RTP/AVP 96
a=mid:13
m=video 58728 RTP/AVP 96
a=rtpmap:96 H264/900000
a=fmtp:96 profile-level-id=42e016
a=sendonly
a=label:foo
a=mid:14
m=video 58730 RTP/AVP 96
a=rtpmap:96 H264/900000
a=fmtp:96 profile-level-id=42e016
a=sendonly
a=label:bar
a=mid:15
```

Having received this, Alice now has all the information she needs to send her CLUE CONFIGURE message and her SDP answer. In CLUE CONFIGURE 2 she requests the two static Captures from Bob, to be sent on Encodings "foo" and "bar".

Alice also sends SIP 200 OK 3, matching two recvonly "m=" lines to Bob's new sendonly lines. She includes their mid values in the grouping attribute to show they are controlled by the CLUE channel. Alice also now deactivates the initial non-CLUE-controlled media, as bidirectional CLUE-controlled media is now available. A snippet of the SDP showing the grouping attribute and the video "m=" lines are shown below (mid 3 represents the data channel, not shown):


```
...
a=group:CLUE 3 4 5 7 8
...
m=video 0 RTP/AVP 96
a=mid:2
...
m=video 6004 RTP/AVP 96
a=rtpmap:96 H264/90000
a=fmtp:96 profile-level-id=42e016
a=sendonly
a=mid:4
a=label:enc1
m=video 6006 RTP/AVP 96
a=rtpmap:96 H264/90000
a=fmtp:96 profile-level-id=42e016
a=sendonly
a=mid:5
a=label:enc2
m=video 0 RTP/AVP 96
a=mid:6
m=video 6010 RTP/AVP 96
a=rtpmap:96 H264/90000
a=fmtp:96 profile-level-id=42e016;max-mbps=108000;max-fs=3600
a=recvonly
a=mid:7
m=video 6012 RTP/AVP 96
a=rtpmap:96 H264/90000
a=fmtp:96 profile-level-id=42e016;max-mbps=108000;max-fs=3600
a=recvonly
a=mid:8
```

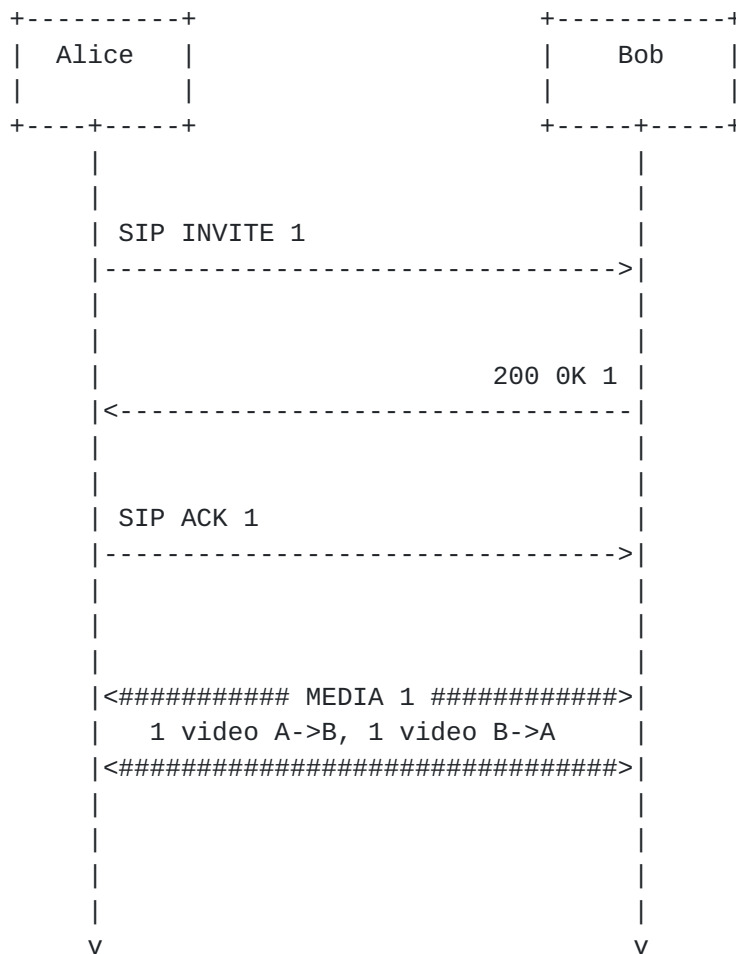
Bob receives Alice's message CLUE CONFIGURE 2 and sends CLUE CONFIGURE RESPONSE 2 to ack its reception. Bob does not yet send the Capture Encodings specified, because he hasn't yet received and processed Alice's SDP answer and negotiated the ability to send these streams.

Finally, on receiving SIP 200 OK 3 Bob is now able to send the two streams of video Alice requested - this is illustrated as MEDIA 3.

Both sides of the call are now sending multiple video streams with their sources defined via CLUE negotiation. As the call progresses either side can send new ADVERTISEMENT or CONFIGURE message or new SDP offer/answers to add, remove or change what they have available or want to receive.

9. Example: A call between a CLUE-capable and non-CLUE Endpoint

In this brief example Alice is a CLUE-capable Endpoint making a call to Bob, who is not CLUE-capable (i.e. is not able to use the CLUE protocol).



In SIP INVITE 1, Alice sends Bob a SIP INVITE including in the SDP body the basic audio and video capabilities and the data channel as per [I-D.ietf-mmusic-sctp-sdp]. Alice also includes the "sip.clue" media feature tag in the INVITE. A snippet of the SDP showing the grouping attribute and the video "m=" line are shown below. Alice has included a "CLUE" group, and included the mid corresponding to a data channel in the group (3). Note that Alice has chosen not to include any CLUE-controlled media in the initial offer - the mid value of the video line is not included in the "CLUE" group.


```
...
a=group:CLUE 3
...
m=video 6002 RTP/AVP 96
a=rtpmap:96 H264/90000
a=fmtp:96 profile-level-id=42e016;max-mps=108000;max-fs=3600
a=sendrecv
a=mid:2
...
m=application 6100 UDP/DTLS/SCTP webrtc-datachannel
a=sctp-port: 5000
a=dcmap:2 subprotocol="CLUE";ordered=true
a=mid:3
```

Bob is not CLUE-capable, and hence does not recognize the "CLUE" semantic for grouping attribute, nor does he support the data channel. IN SIP 200 OK 1 he responds with an answer with audio and video, but with the data channel zeroed.

From the lack of a CLUE group Alice understands that Bob does not support CLUE, or does not wish to use it. Both sides are now able to send a single audio and video stream to each other. Alice at this point begins to send her fallback video: in this case likely a switched view from whichever camera shows the current loudest participant on her side.

10. Acknowledgements

Besides the authors, the team focusing on this draft consists of: Roni Even, Simon Pietro-Romano, Roberta Presta.

Christian Groves, Jonathan Lennox and Adam Roach have contributed detailed comments and suggestions.

11. IANA Considerations

11.1. New SDP Grouping Framework Attribute

This document registers the following semantics with IANA in the "Semantics for the "group" SDP Attribute" subregistry (under the "Session Description Protocol (SDP) Parameters" registry per [\[RFC5888\]](#)):

Semantics	Token	Reference
-----	-----	-----
CLUE-controlled m-line	CLUE	[this draft]

11.2. New SIP Media Feature Tag

This specification registers a new media feature tag in the SIP [[RFC3261](#)] tree per the procedures defined in [[RFC2506](#)] and [[RFC3840](#)].

Media feature tag name: sip.clue

ASN.1 Identifier: 1.3.6.1.8.4.29

Summary of the media feature indicated by this tag: This feature tag indicates that the device supports CLUE-controlled media.

Values appropriate for use with this feature tag: Boolean.

The feature tag is intended primarily for use in the following applications, protocols, services, or negotiation mechanisms:

This feature tag is most useful in a communications application for describing the capabilities of a device to use the CLUE control protocol to negotiate the use of multiple media streams.

Related standards or documents: [this draft]

Security Considerations: Security considerations for this media feature tag are discussed in [Section 12](#) of [this draft].

Name(s) & email address(es) of person(s) to contact for further information:

- o Internet Engineering Steering Group: iesg@ietf.org

Intended usage: COMMON

12. Security Considerations

CLUE makes use of a number of protocols and mechanisms, either defined by CLUE or long-standing. The security considerations section of the CLUE Framework [[I-D.ietf-clue-framework](#)] addresses the need to secure these mechanisms by following the recommendations of the individual protocols.

Beyond the need to secure the constituent protocols, the use of CLUE does impose additional security concerns. One area of increased risk

involves the potential for a malicious party to subvert a CLUE-capable device to attack a third party by driving large volumes of media (particularly video) traffic at them by establishing a connection to the CLUE-capable device and directing the media to the victim. While this is a risk for all media devices, a CLUE-capable device may allow the attacker to configure multiple media streams to be sent, significantly increasing the volume of traffic directed at the victim.

This attack can be prevented by ensuring that the media recipient intends to receive the media packets. As such all CLUE-capable devices MUST support key negotiation and receiver intent assurance via DTLS-SRTP [[RFC5763](#)] on CLUE-controlled RTP "m=" lines. All CLUE-controlled RTP "m" lines must be secured and implemented using mechanisms such as SRTP [[RFC3711](#)]. CLUE implementations MAY choose not to require the use of SRTP to secure legacy (non-CLUE-controlled) media for backwards compatibility with older SIP clients that are incapable of supporting it.

CLUE also defines a new media feature tag that indicates CLUE support. This tag may be present even in non-CLUE calls, which increases the metadata available about the sending device, which can help an attacker differentiate between multiple devices and help them identify otherwise anonymised users via the fingerprint of features their device supports. To prevent this, SIP signaling used to set up CLUE sessions SHOULD always be encrypted using TLS [[RFC5630](#)].

The CLUE protocol also carries additional information that could be used to help fingerprint a particular user or to identify the specific version of software being used. CLUE Framework [[I-D.ietf-clue-protocol](#)] provides details of these issues and how to mitigate them.

13. Change History

Note to RFC Editor: please remove this section prior to publication

-14: Revision by Rob Hanton

- * Reference to [RFC5245](#) updated to [RFC8445](#)
- * Updated my name to reflect surname change (Hansen to Hanton).
- * Reviewed recent changes to clue protocol document and concluded that none affected this document
- * Added recommendation that the SDP O/A spec and clue protocol be read prior to this document

- * Several acronyms expanded at the point of initial use
- * Some unnecessary normative language replaced with prose

-13: Revision by Rob Hansen

- * Added a section on handling failures of the protocol channel or data channel mid-call - instructions are that media must continue as if the clue channel were still established and unchanged until CLUE is disabled by either side via SDP exchange.
- * Example in section on efficient operation with non-atomic transactions has had all normative language removed and is now entirely descriptive (normative language retained in the non-example portion).
- * [draft-ietf-clue-protocol-14](#) reviewed for relevant changes, and use of CLUE ACK and RESPONSE messages made consistent with that document (ADVERTISEMENT ACKNOWLEDGEMENT and CONFIGURE RESPONSE respectively).
- * Order of authors revised to reflect updates since Jan 2014.

-12: Revision by Rob Hansen

- * Title change to expand and elucidate our totally-not-contrived acronym
- * Explicit reference to [RFC3840](#) added when first mentioning media feature tags
- * Have standardised references to Clue protocol messages to ADVERTISEMENT, CONFIGURE and ACK, in line with [section 12.4.1](#) of the protocol document (though the protocol document also uses ADV and CONF).
- * 'MUST' in opening paragraph of 4.2 changed from normative 'MUST' to logical 'must'
- * Per his request, removed Cristian's company affiliation and changed his email address
- * Clarified that an implementation that chooses not to send media during the initial negotiation process must still send RTCP as normal

- * Rewrote the section on adding/remove clue m-lines after the initial exchange to make clear that this is just standard SDP. For non-clue controlled lines, recommended they are deactivated by zeroing the port when turning them off after clue is successfully negotiated.
- * Added guidance that an initial offer containing clue-controlled m-lines MUST NOT set them bundle-only unless they somehow know the far end actually supports BUNDLE
- * Added section saying that CLUE devices that do BUNDLE SHOULD do rtcp-mux, but that the requirement doesn't exist in the other direction (eg, supporting rtcp-mux does not require or imply the need to implement BUNDLE)
- * For clue-controlled m-lines where the sender included more encodings than the recipient wants, have standardised on using "a=inactive" to not receive RTP on them (previously had a mix of "a=inactive" or port 0, or in some cases did not specify).
- * Page break added before the big ladder diagram in the example
- * Have added a direction attribute to the SDP example in the data channel, and made explicit that Bob is the DTLS client and hence the CLUE Channel Initiator.
- * Have removed all language that referenced the possibility of having multiple CLUE groups
- * Removed names appearing in the authors list from the acknowledgements
- * Changed the contact for the IANA registration to iesg@ietf.org
- * Security section updated to clarify that DTLS-SRTP must be supported (as opposed to DTLS) and removed the reference to [RFC7202](#).
- * Other syntactic tweaks based on Paul and Adam's feedback

-11: Revision by Rob Hansen

- * Some informative references added for SIP and SDP.
- * 'a=mid' lines added to example m-lines with port 0, per [RFC5888 section 6](#).

- * Instance of 'must' changed to normative 'MUST', along with various minor clarifications and corrections.
- * Abstract made standalone without citations, per [RFC7322 section 4.3](#).
- * RFC editor note added to remove this section.

-10: Revision by Rob Hansen

- * Changes to [draft-ietf-clue-protocol](#) between 07 and 11 reviewed to ensure compatibility between documents has been maintained.
- * Expanded the portion of the document related to fingerprinting with info on the CLUE channel as well as SIP.

-09: Revision by Rob Hansen

- * A few minor spelling tweaks
- * Made removing the CLUE group mandatory when disabling CLUE mid-call. Made clear that any CLUE-controlled m-lines should be disabled or else how they're used is up to the implementation.

-08: Revision by Rob Hansen

- * Spelling and grammar fixes from Paul and Christian gratefully adopted
- * Expanded the section on disabling CLUE mid-call to make explicit the actions required to disable the CLUE channel gracefully, or to handle someone else doing the same.
- * Made a number of fixes to the example call flow to better reflect the recommendations in the document.

-07: Revision by Rob Hansen

- * Removed the entire 'Media line directionality' section as a discussion of the pros/cons of using bidirectional vs unidirectional schemes wasn't suitable for a finalised version. The unidirectionality requirement is covered normatively in an earlier section.
- * BUNDLE no longer includes an address synchronisation step so the suggestion to wait until that done has been replaced with some general language about following any negotiated extensions.

- * Added OPTIONS negotiation to the example flow, and revised the flow to ensure it matched protocol document.
- * Section on not sending CLUE control media until CLUE negotiation completes narrowed to notify that only RTP should not be sent until negotiation completes and add RTCP to the list of things that should be sent as normal, in line with a=inactive.
- * Make explicit that m=recvonly lines don't need to have a label, as only m=sendonly lines are referenced by CLUE protocol messages.
- * Fix formatting of IANA sections. Improve syntax of feature tag section in line with Paul's suggestions. Definition of feature tag narrowed to be multiple media lines *negotiated via CLUE protocol* rather than more generic 'multiple media lines'.
- * General corrections to grammar, spelling and readability based on Christian, Paul and Mark; in many cases suggested text was gratefully accepted.

-06: Revision by Rob Hansen

- * State machine interactions updated to match versions in -04 of protocol doc.
- * Section on encoding updated to specify both encID and encodingID from data model doc.
- * Removed the limitations on describing H264 encoding limits using SDP syntax as an open issue.
- * Previous draft had SRTP and DTLS mandatory to implement and to use on CLUE- controlled m lines. Current version has DTLS mandatory to implement, and 'security' mandatory to use but does not define what that security is.
- * Terminology reference to framework doc reinforced. All terminology that duplicates framework removed. All text updated with capitalisation that matches framework document's terminology.
- * SDP example syntax updated to match that of ietf-clue-datachannel and hence ietf-mmusic-data-channel-sdpneg.

-05: Revision by Rob Hansen

- * SRTP/DTLS made mandatory for CLUE-controlled media lines.
- * IANA consideration section added (text as proposed by Christian Groves).
- * Includes provision for dependent streams on separate "m" lines having the same encID as their parent "m" line.
- * References to putting CLUE-controlled media and data channels in more than one CLUE group removed, since the document no longer supports using more than one CLUE group.
- * Section on CLUE controlled media restrictions still applying even if the call does not end up being CLUE enabled being rewritten to hopefully be clearer.
- * Other minor syntax improvements.

-04: Revision by Rob Hansen

- * Updated DTLS/SCTP channel syntax in examples to fix errors and match latest format defined in [draft-ietf-mmusic-sctp-sdp-07](#).
- * Clarified the behaviour if an SDP offer includes a CLUE-controlled "m" line and the answer accepts that "m" line but without CLUE control of that line.
- * Added a new section on the sending and receiving of CaptureIDs in RTP and RTCP. Includes a section on the necessity of the receiver coping with unexpected CaptureIDs (or the lack thereof) due to MCCs being redefined in new Advertisement messages.
- * Added reminder on IANA section on registering grouping semantic and media feature tag, removed the less formal sections that did the same job.
- * Fixed and clarified issues raised by Christian's document review.
- * Added a number of security considerations.

-03: Revision by Rob Hansen

- * Clarified text on not rejecting messages because they contain unknown encIDs.

- * Removed normative language in section on accepting/rejecting non-CLUE-controlled media in the initial answer.
- * Example SDP updated to include the data channel "m" lines.
- * Example call flow updated to show disablement of non-CLUE-controlled media once CLUE-controlled media is flowing.

-02: Revision by Rob Hansen

- * Added section on not accepting non-CLUE-controlled "m" lines in the initial answer when CLUE is to be negotiated.
- * Removed previous language attempting to describe media restrictions for CLUE-controlled "m" lines that had not been configured, and replaced it with much more accurate 'treat as "a=inactive" was set'.
- * Made label element mandatory for CLUE-controlled media (was previously "SHOULD include", but there didn't seem a good reason for this - anyone wishing to include the "m" line but not immediately use it in CLUE can simply leave it out of the <encodingIDList>.)
- * Added a section on the specifics of relating encodings in SDP to <encID> elements in the CLUE protocol, including the fact that both Advertisement and Configure messages reference the *encoding* (eg, in the Configure case the sender of the Configure message includes the labels of the recipient's "m" lines as their <encID> contents).
- * Minor revisions to the section on complying with normative SDP/CLUEstate machine language to clarify that these were not new normative language, merely that existing normative language still applies.
- * Removed appendices which previously contained information to be transferred to the protocol and data channel drafts. Removed other text that discussed alternatives to the current approach.
- * Cleaned up some 'todo' text.

-01: Revision by Rob Hansen

- * Revised terminology - removed the term 'CLUE-enabled' device as insufficiently distinct from 'CLUE-capable' and instead added a term for 'CLUE-enabled' calls.

- * Removed text forbidding RTCP and instead added text that ICE/DTLS negotiation for CLUE controlled media must be done as normal irrespective of CLUE negotiation.
- * Changed 'sip.telepresence' to 'sip.clue' and 'TELEPRESENCE' grouping semantic back to CLUE.
- * Made it mandatory to have exactly one mid corresponding to a data channel in a CLUE group
- * Forbade having multiple CLUE groups unless a specification for doing so is published.
- * Refactored SDP-related text; previously the encoding information had been in the "initial offer" section despite the fact that we recommend that the initial offer doesn't actually include any encodings. I moved the specifications of encodings and how they're received to an earlier, separate section.
- * Added text on how the state machines in CLUE and SDP are allowed to affect one another, and further recommendations on how a device should handle the sending of CLUE and SDP changes.

-00: Revision by Rob Hansen

- * Submitted as -00 working group document

[draft-kyzivat-08](#): Revisions by Rob Hansen

- * Added media feature tag for CLUE support ('sip.telepresence')
- * Changed grouping semantic from 'CLUE' to 'TELEPRESENCE'
- * Restructured document to be more centred on the grouping semantic and its use with O/A
- * Lots of additional text on usage of the grouping semantic
- * Stricter definition of CLUE-controlled m lines and how they work
- * Some additional text on defining what happens when CLUE supports is added or removed
- * Added details on when to not send RTCP for CLUE-controlled "m" lines.
- * Added a section on using BUNDLE with CLUE

- * Updated data channel references to point at new WG document rather than individual draft

[draft-kyzivat-07](#): Revisions by Rob Hansen

- * Removed the text providing arguments for encoding limits being in SDP and Encoding Groups in the CLUE protocol in favor of the specifics of how to negotiate encodings in SDP
- * Added normative language on the setting up of a CLUE call, and added sections on mid-call changes to the CLUE status.
- * Added references to [[I-D.ietf-clue-datachannel](#)] where appropriate.
- * Added some terminology for various types of CLUE and non-CLUE states of operation.
- * Moved language related to topics that should be in [[I-D.ietf-clue-datachannel](#)] and [[I-D.ietf-clue-protocol](#)], but that has not yet been resolved in those documents, into an appendix.

[draft-kyzivat-06](#): Revisions by Rob Hansen

- * Removed CLUE message XML schema and details that are now in [draft-presta-clue-protocol](#)
- * Encoding limits in SDP section updated to note that this has been investigated and discussed and is the current working assumption of the WG, though consensus has not been fully achieved.
- * A section has also been added on the current mandation of unidirectional "m" lines.
- * Updated CLUE messaging in example call flow to match [draft-presta-clue-protocol-03](#)

[draft-kyzivat-05](#): Revisions by pkyzivat:

- * Specified versioning model and mechanism.
- * Added explicit response to all messages.
- * Rearranged text to work with the above changes. (Which rendered diff almost useless.)

[draft-kyzivat-04](#): Revisions by Rob Hansen: ???

[draft-kyzivat-03](#): Revisions by pkyzivat:

- * Added a syntax section with an XML schema for CLUE messages. This is a strawhorse, and is very incomplete, but it establishes a template for doing this based on elements defined in the data model. (Thanks to Roberta for help with this!)
- * Did some rewording to fit the syntax section in and reference it.
- * Did some relatively minor restructuring of the document to make it flow better in a logical way.

[draft-kyzivat-02](#): A bunch of revisions by pkyzivat:

- * Moved roberta's call flows to a more appropriate place in the document.
- * New section on versioning.
- * New section on NAK.
- * A couple of possible alternatives for message acknowledgment.
- * Some discussion of when/how to signal changes in provider state.
- * Some discussion about the handling of transport errors.
- * Added a change history section.

These were developed by Lennard Xiao, Christian Groves and Paul, so added Lennard and Christian as authors.

[draft-kyzivat-01](#): Updated by roberta to include some sample call flows.

[draft-kyzivat-00](#): Initial version by pkyzivat. Established general outline for the document, and specified a few things thought to represent wg consensus.

14. References

14.1. Normative References

- [I-D.ietf-clue-data-model-schema]
Presta, R. and S. Romano, "An XML Schema for the CLUE data model", [draft-ietf-clue-data-model-schema-17](#) (work in progress), August 2016.
- [I-D.ietf-clue-datachannel]
Holmberg, C., "CLUE Protocol data channel", [draft-ietf-clue-datachannel-15](#) (work in progress), August 2018.
- [I-D.ietf-clue-framework]
Duckworth, M., Pepperell, A., and S. Wenger, "Framework for Telepresence Multi-Streams", [draft-ietf-clue-framework-25](#) (work in progress), January 2016.
- [I-D.ietf-clue-protocol]
Presta, R. and S. Romano, "Protocol for Controlling Multiple Streams for Telepresence (CLUE)", [draft-ietf-clue-protocol-17](#) (work in progress), September 2018.
- [I-D.ietf-clue-rtp-mapping]
Even, R. and J. Lennox, "Mapping RTP streams to CLUE Media Captures", [draft-ietf-clue-rtp-mapping-14](#) (work in progress), February 2017.
- [I-D.ietf-mmusic-data-channel-sdpneg]
Drage, K., Makaraju, M., Stoetzer-Bradler, J., Ejzak, R., Marcon, J., and R. Even, "SDP-based Data Channel Negotiation", [draft-ietf-mmusic-data-channel-sdpneg-21](#) (work in progress), October 2018.
- [I-D.ietf-mmusic-sctp-sdp]
Holmberg, C., Shpount, R., Loreto, S., and G. Camarillo, "Session Description Protocol (SDP) Offer/Answer Procedures For Stream Control Transmission Protocol (SCTP) over Datagram Transport Layer Security (DTLS) Transport.", [draft-ietf-mmusic-sctp-sdp-26](#) (work in progress), April 2017.
- [RFC2119] Bradner, S., "Key words for use in RFCs to Indicate Requirement Levels", [BCP 14](#), [RFC 2119](#), DOI 10.17487/RFC2119, March 1997, <<https://www.rfc-editor.org/info/rfc2119>>.

- [RFC3711] Baugher, M., McGrew, D., Naslund, M., Carrara, E., and K. Norrman, "The Secure Real-time Transport Protocol (SRTP)", [RFC 3711](#), DOI 10.17487/RFC3711, March 2004, <<https://www.rfc-editor.org/info/rfc3711>>.
- [RFC4574] Levin, O. and G. Camarillo, "The Session Description Protocol (SDP) Label Attribute", [RFC 4574](#), DOI 10.17487/RFC4574, August 2006, <<https://www.rfc-editor.org/info/rfc4574>>.
- [RFC5763] Fischl, J., Tschofenig, H., and E. Rescorla, "Framework for Establishing a Secure Real-time Transport Protocol (SRTP) Security Context Using Datagram Transport Layer Security (DTLS)", [RFC 5763](#), DOI 10.17487/RFC5763, May 2010, <<https://www.rfc-editor.org/info/rfc5763>>.

14.2. Informative References

- [I-D.ietf-mmusic-sdp-bundle-negotiation] Holmberg, C., Alvestrand, H., and C. Jennings, "Negotiating Media Multiplexing Using the Session Description Protocol (SDP)", [draft-ietf-mmusic-sdp-bundle-negotiation-53](#) (work in progress), September 2018.
- [I-D.ietf-rtcweb-data-channel] Jesup, R., Loreto, S., and M. Tuexen, "WebRTC Data Channels", [draft-ietf-rtcweb-data-channel-13](#) (work in progress), January 2015.
- [RFC2506] Holtman, K., Mutz, A., and T. Hardie, "Media Feature Tag Registration Procedure", [BCP 31](#), [RFC 2506](#), DOI 10.17487/RFC2506, March 1999, <<https://www.rfc-editor.org/info/rfc2506>>.
- [RFC3261] Rosenberg, J., Schulzrinne, H., Camarillo, G., Johnston, A., Peterson, J., Sparks, R., Handley, M., and E. Schooler, "SIP: Session Initiation Protocol", [RFC 3261](#), DOI 10.17487/RFC3261, June 2002, <<https://www.rfc-editor.org/info/rfc3261>>.
- [RFC3264] Rosenberg, J. and H. Schulzrinne, "An Offer/Answer Model with Session Description Protocol (SDP)", [RFC 3264](#), DOI 10.17487/RFC3264, June 2002, <<https://www.rfc-editor.org/info/rfc3264>>.
- [RFC3311] Rosenberg, J., "The Session Initiation Protocol (SIP) UPDATE Method", [RFC 3311](#), DOI 10.17487/RFC3311, October 2002, <<https://www.rfc-editor.org/info/rfc3311>>.

- [RFC3840] Rosenberg, J., Schulzrinne, H., and P. Kyzivat, "Indicating User Agent Capabilities in the Session Initiation Protocol (SIP)", [RFC 3840](#), DOI 10.17487/RFC3840, August 2004, <<https://www.rfc-editor.org/info/rfc3840>>.
- [RFC4566] Handley, M., Jacobson, V., and C. Perkins, "SDP: Session Description Protocol", [RFC 4566](#), DOI 10.17487/RFC4566, July 2006, <<https://www.rfc-editor.org/info/rfc4566>>.
- [RFC5630] Audet, F., "The Use of the SIPS URI Scheme in the Session Initiation Protocol (SIP)", [RFC 5630](#), DOI 10.17487/RFC5630, October 2009, <<https://www.rfc-editor.org/info/rfc5630>>.
- [RFC5761] Perkins, C. and M. Westerlund, "Multiplexing RTP Data and Control Packets on a Single Port", [RFC 5761](#), DOI 10.17487/RFC5761, April 2010, <<https://www.rfc-editor.org/info/rfc5761>>.
- [RFC5888] Camarillo, G. and H. Schulzrinne, "The Session Description Protocol (SDP) Grouping Framework", [RFC 5888](#), DOI 10.17487/RFC5888, June 2010, <<https://www.rfc-editor.org/info/rfc5888>>.
- [RFC6184] Wang, Y., Even, R., Kristensen, T., and R. Jesup, "RTP Payload Format for H.264 Video", [RFC 6184](#), DOI 10.17487/RFC6184, May 2011, <<https://www.rfc-editor.org/info/rfc6184>>.
- [RFC8445] Keranen, A., Holmberg, C., and J. Rosenberg, "Interactive Connectivity Establishment (ICE): A Protocol for Network Address Translator (NAT) Traversal", [RFC 8445](#), DOI 10.17487/RFC8445, July 2018, <<https://www.rfc-editor.org/info/rfc8445>>.

Authors' Addresses

Robert Hanton
Cisco Systems

Email: rohanse2@cisco.com

Paul Kyzivat

Email: pkyzivat@alum.mit.edu

Lennard Xiao
Huawei

Email: lennard.xiao@huawei.com

Christian Groves

Email: cngroves.std@gmail.com