

CoRE Working Group
Internet-Draft
Intended status: Informational
Expires: September 19, 2018

Z. Shelby
ARM
M. Vial
Schneider-Electric
M. Koster
SmartThings
C. Groves
J. Zhu
Huawei
B. Silverajan, Ed.
Tampere University of Technology
March 18, 2018

Dynamic Resource Linking for Constrained RESTful Environments
draft-ietf-core-dynlink-05

Abstract

For CoAP [[RFC7252](#)] Dynamic linking of state updates between resources, either on an endpoint or between endpoints, is defined with the concept of Link Bindings. This specification defines conditional observation attributes that work with Link Bindings or with CoAP Observe [[RFC7641](#)].

Editor's note:

o The git repository for the draft is found at <https://github.com/core-wg/dynlink>

Status of This Memo

This Internet-Draft is submitted in full conformance with the provisions of [BCP 78](#) and [BCP 79](#).

Internet-Drafts are working documents of the Internet Engineering Task Force (IETF). Note that other groups may also distribute working documents as Internet-Drafts. The list of current Internet-Drafts is at <https://datatracker.ietf.org/drafts/current/>.

Internet-Drafts are draft documents valid for a maximum of six months and may be updated, replaced, or obsoleted by other documents at any time. It is inappropriate to use Internet-Drafts as reference material or to cite them other than as "work in progress."

This Internet-Draft will expire on September 19, 2018.

Internet-Draft

Dynamic Resource Linking for CoRE

March 2018

Copyright Notice

Copyright (c) 2018 IETF Trust and the persons identified as the document authors. All rights reserved.

This document is subject to [BCP 78](#) and the IETF Trust's Legal Provisions Relating to IETF Documents (<https://trustee.ietf.org/license-info>) in effect on the date of publication of this document. Please review these documents carefully, as they describe your rights and restrictions with respect to this document. Code Components extracted from this document must include Simplified BSD License text as described in Section 4.e of the Trust Legal Provisions and are provided without warranty as described in the Simplified BSD License.

Table of Contents

| | | |
|------------------------|---|--------------------|
| 1. | Introduction | 3 |
| 2. | Terminology | 3 |
| 3. | Link Bindings | 4 |
| 3.1. | Binding Methods | 4 |
| 3.1.1. | Polling | 5 |
| 3.1.2. | Observe | 5 |
| 3.1.3. | Push | 5 |
| 3.2. | Link Relation | 6 |
| 3.3. | Binding Attributes | 6 |
| 3.3.1. | Bind Method (bind) | 6 |
| 3.3.2. | Minimum Period (pmin) | 6 |
| 3.3.3. | Maximum Period (pmax) | 7 |
| 3.3.4. | Change Step (st) | 7 |
| 3.3.5. | Greater Than (gt) | 7 |
| 3.3.6. | Less Than (lt) | 8 |
| 3.3.7. | Notification Band (band) | 8 |
| 3.3.8. | Attribute Interactions | 9 |
| 4. | Binding Table | 10 |
| 4.1. | Binding Interface Description | 10 |
| 4.2. | Resource Observation Attributes | 11 |
| 5. | Security Considerations | 12 |
| 6. | IANA Considerations | 13 |
| 6.1. | Interface Description | 13 |
| 6.2. | Link Relation Type | 13 |
| 7. | Acknowledgements | 13 |
| 8. | Changelog | 14 |

| | | |
|-----------------------------|-------------------------------------|--------------------|
| 9. | References | 15 |
| 9.1. | Normative References | 15 |
| 9.2. | Informative References | 15 |
| Appendix A. | Examples | 16 |
| A.1. | Greater Than (gt) example | 16 |

| | | |
|----------------------|---|--------------------|
| A.2. | Greater Than (gt) and Period Max (pmax) example | 16 |
| | Authors' Addresses | 17 |

[1.](#) Introduction

IETF Standards for machine to machine communication in constrained environments describe a REST protocol and a set of related information standards that may be used to represent machine data and machine metadata in REST interfaces. CoRE Link-format is a standard for doing Web Linking [[RFC5988](#)] in constrained environments.

This specification introduces the concept of a Link Binding, which defines a new link relation type to create a dynamic link between resources over which to exchange state updates. Specifically, a Link Binding is a link for binding the state of 2 resources together such that updates to one are sent over the link to the other. CoRE Link Format representations are used to configure, inspect, and maintain Link Bindings. This specification additionally defines a set of conditional Observe Attributes for use with Link Bindings and with the standalone CoRE Observe [[RFC7641](#)] method.

[2.](#) Terminology

The key words "MUST", "MUST NOT", "REQUIRED", "SHALL", "SHALL NOT", "SHOULD", "SHOULD NOT", "RECOMMENDED", "NOT RECOMMENDED", "MAY", and "OPTIONAL" in this specification are to be interpreted as described in [[RFC2119](#)].

This specification requires readers to be familiar with all the terms and concepts that are discussed in [[RFC5988](#)] and [[RFC6690](#)]. This specification makes use of the following additional terminology:

Link Binding: A unidirectional logical link between a source resource and a destination resource, over which state information is synchronized.

State Synchronization: Depending on the binding method (Polling, Observe, Push) different REST methods may be used to synchronize the resource values between a source and a destination. The process of using a REST method to achieve this is defined as "State Synchronization". The endpoint triggering the state synchronization is the synchronization initiator.

Notification Band: A resource value range that results in state synchronization. The value range may be bounded by a minimum and maximum value or may be unbounded having either a minimum or maximum value.

[3.](#) Link Bindings

In a M2M RESTful environment, endpoints may directly exchange the content of their resources to operate the distributed system. For example, a light switch may supply on-off control information that may be sent directly to a light resource for on-off control. Beforehand, a configuration phase is necessary to determine how the resources of the different endpoints are related to each other. This can be done either automatically using discovery mechanisms or by means of human intervention and a so-called commissioning tool. In this specification the abstract relationship between two resources is called a link Binding. The configuration phase necessitates the exchange of binding information so a format recognized by all CoRE endpoints is essential. This specification defines a format based on the CoRE Link-Format to represent binding information along with the rules to define a binding method which is a specialized relationship between two resources. The purpose of a binding is to synchronize the content between a source resource and a destination resource. The destination resource MAY be a group resource if the authority component of the destination URI contains a group address (either a multicast address or a name that resolves to a multicast address). Since a binding is unidirectional, the binding entry defining a relationship is present only on one endpoint. The binding entry may be located either on the source or the destination endpoint depending on the binding method.

[3.1.](#) Binding Methods

A binding method defines the rules to generate the web-transfer

exchanges that synchronize state between source and destination resources. By using REST methods content is sent from the source resource to the destination resource.

The following table gives a summary of the binding methods defined in this specification.

| Name | Identifier | Location | Method |
|---------|------------|-------------|---------------|
| Polling | poll | Destination | GET |
| Observe | obs | Destination | GET + Observe |
| Push | push | Source | PUT |

Table 1: Binding Method Summary

The description of a binding method must define the following aspects:

Identifier: This is the value of the "bind" attribute used to identify the method.

Location: This information indicates whether the binding entry is stored on the source or on the destination endpoint.

REST Method: This is the REST method used in the Request/Response exchanges.

Conditions: A binding method definition must state how the condition attributes of the abstract binding definition are actually used in this specialized binding.

The binding methods are described in more detail below.

[3.1.1. Polling](#)

The Polling method consists of sending periodic GET requests from the destination endpoint to the source resource and copying the content

to the destination resource. The binding entry for this method MUST be stored on the destination endpoint. The destination endpoint MUST ensure that the polling frequency does not exceed the limits defined by the pmin and pmax attributes of the binding entry. The copying process MAY filter out content from the GET requests using value-based conditions (e.g based on the Change Step, Less Than, Greater Than attributes).

[3.1.2.](#) Observe

The Observe method creates an observation relationship between the destination endpoint and the source resource. On each notification the content from the source resource is copied to the destination resource. The creation of the observation relationship requires the CoAP Observation mechanism [[RFC7641](#)] hence this method is only permitted when the resources are made available over CoAP. The binding entry for this method MUST be stored on the destination endpoint. The binding conditions are mapped as query string parameters (see [Section 4.2](#)).

[3.1.3.](#) Push

When the Push method is assigned to a binding, the source endpoint sends PUT requests to the destination resource when the binding condition attributes are satisfied for the source resource. The source endpoint MUST only send a notification request if the binding

conditions are met. The binding entry for this method MUST be stored on the source endpoint.

[3.2.](#) Link Relation

Since Binding involves the creation of a link between two resources, Web Linking and the CoRE Link-Format are a natural way to represent binding information. This involves the creation of a new relation type, named "boundto". In a Web link with this relation type, the target URI contains the location of the source resource and the context URI points to the destination resource.

[3.3.](#) Binding Attributes

Web link attributes allow a fine-grained control of the type of state

synchronization along with the conditions that trigger an update. This specification defines the attributes below:

| Attribute | Parameter | Value |
|--------------------|-----------|------------------|
| Binding method | bind | xsd:string |
| Minimum Period (s) | pmin | xsd:integer (>0) |
| Maximum Period (s) | pmax | xsd:integer (>0) |
| Change Step | st | xsd:decimal (>0) |
| Greater Than | gt | xsd:decimal |
| Less Than | lt | xsd:decimal |
| Notification Band | band | xsd:boolean |

Table 2: Binding Attributes Summary

[3.3.1.](#) Bind Method (bind)

This is the identifier of a binding method which defines the rules to synchronize the destination resource. This attribute is mandatory.

[3.3.2.](#) Minimum Period (pmin)

When present, the minimum period indicates the minimum time to wait (in seconds) before triggering a new state synchronization (even if it has changed). In the absence of this parameter, the minimum

period is up to the synchronization initiator. The minimum period MUST be greater than zero otherwise the receiver MUST return a CoAP error code 4.00 "Bad Request" (or equivalent).

[3.3.3.](#) Maximum Period (pmax)

When present, the maximum period indicates the maximum time in seconds between two consecutive state synchronizations (regardless if

it has changed). In the absence of this parameter, the maximum period is up to the synchronization initiator. The maximum period MUST be greater than zero and MUST be greater than the minimum period parameter (if present) otherwise the receiver MUST return a CoAP error code 4.00 "Bad Request" (or equivalent).

[3.3.4.](#) Change Step (st)

When present, the change step indicates how much the value of a resource SHOULD change before triggering a new state synchronization (compared to the value of the previous synchronization). Upon reception of a query including the st attribute the current value (CurrVal) of the resource is set as the initial value (STinit). Once the resource value differs from the STinit value (i.e. $\text{CurrVal} \geq \text{STinit} + \text{ST}$ or $\text{CurrVal} \leq \text{STinit} - \text{ST}$) then a new state synchronization occurs. STinit is then set to the state synchronization value and new state synchronizations are based on a change step against this value. The change step MUST be greater than zero otherwise the receiver MUST return a CoAP error code 4.00 "Bad Request" (or equivalent).

Note: Due to the state synchronization based update of STint it may result in that resource value received in two sequential state synchronizations differs by more than st.

[3.3.5.](#) Greater Than (gt)

When present, Greater Than indicates the upper limit value the resource value SHOULD cross before triggering a new state synchronization. State synchronization only occurs when the resource value exceeds the specified upper limit value. The actual resource value is used for the synchronization rather than the gt value. If the value continues to rise, no new state synchronizations are generated as a result of gt. If the value drops below the upper limit value and then exceeds the upper limit then a new state synchronization is generated.

[3.3.6.](#) Less Than (lt)

When present, Less Than indicates the lower limit value the resource value SHOULD cross before triggering a new state synchronization. State synchronization only occurs when the resource value is less than the specified lower limit value. The actual resource value is used for the synchronization rather than the lt value. If the value continues to fall no new state synchronizations are generated as a result of lt. If the value rises above the lower limit value and then drops below the lower limit then a new state synchronization is generated.

[3.3.7.](#) Notification Band (band)

The notification band attribute allows a bounded or unbounded (based on a minimum or maximum) value range that may trigger multiple state synchronizations. This enables use cases where different ranges results in differing behaviour. For example: monitoring the temperature of machinery. Whilst the temperature is in the normal operating range only periodic observations are needed. However as the temperature moves to more abnormal ranges more frequent synchronization/reporting may be needed.

Without a notification band, a transition across a less than (lt), or greater than (gt) limit only generates one notification. This means that it is not possible to describe a case where multiple notifications are sent so long as the limit is exceeded.

The band attribute works as a modifier to the behaviour of gt and lt. Therefore, if band is present in a query, gt, lt or both, MUST be included.

When band is present with the lt attribute, it defines the lower bound for the notification band (notification band minimum). State synchronization occurs when the resource value is equal to or above the notification band minimum. If lt is not present there is no minimum value for the band.

When band is present with the gt attribute, it defines the upper bound for the notification band (notification band maximum). State synchronization occurs when the resource value is equal to or below the notification band maximum. If gt is not present there is no maximum value for the band.

[3.3.8.](#) Attribute Interactions

Pmin, pmax, st, gt and lt may be present in the same query.

If pmin and pmax are present in a query then they take precedence over the other parameters. Thus even if st, gt or lt are met, if pmin has not been exceeded then no state synchronization occurs. Likewise if st, gt or lt have not been met and pmax time has expired then state synchronization occurs. The current value of the resource is used for the synchronization. If pmin time is exceeded and st, gt or lt are met then the current value of the resource is synchronized. If st is also included, a state synchronization resulting from pmin or pmax updates STinit with the synchronized value.

If gt and lt are included gt MUST be greater than lt otherwise an error CoAP error code 4.00 "Bad Request" (or equivalent) MUST be returned.

If st is included in a query with a gt or lt attribute then state synchronizations occur only when the conditions described by st AND gt or st AND lt are met.

To enable a notification band at least the notification band minimum or maximum MUST be set. If both the notification band minimum and maximum are set then a finite band is specified. State synchronization occurs whenever the resource value is between the notification band minimum and maximum or is equal to the notification band minimum or maximum. If only the notification band minimum or maximum is set then the band has an open bound. That is all values above the notification band minimum or all values below the notification band maximum will be synchronized.

When using multiple resource bindings (e.g. multiple Observations of resource) with different bands, consideration should be given to the resolution of the resource value when setting sequential bands. For example: Given BandA (Abmn=10, Bbmx=20) and BandB (Bbmn=21, Bbmx=30). If the resource value returns an integer then notifications for values between and inclusive of 10 and 30 will be triggered. Whereas if the resolution is to one decimal point (0.1) then notifications for values 20.1 to 20.9 will not be triggered.

Note: The use of the notification band minimum and maximum allow for a synchronization whenever a change in the resource value occurs. Theoretically this could occur in-line with the server internal sample period for the determining the resource value. Implementors SHOULD consider the resolution needed before updating the resource,

e.g. updating the resource when a temperature sensor value changes by 0.001 degree versus 1 degree.

If pmin and pmax are present in a query then they take precedence over the other parameters. Thus even if the notification band minimum and maximum are met if pmin has not been exceeded then no state synchronization occurs. Likewise if the notification band minimum and maximum have not been met and pmax time has expired then state synchronization occurs. The current value of the resource is used for the synchronization. If pmin time is exceeded and the notification band minimum and maximum are met then the current value of the resource is synchronized. If st is also included, a state synchronization resulting from pmin or pmax updates STinit with the synchronized value. If change step (st) is included in a query with the notification band minimum or maximum then state synchronization will occur whilst the resource value is in the notification band AND the resource value differs from STinit by the change step.

[4.](#) Binding Table

The binding table is a special resource that gives access to the bindings on an endpoint. A binding table resource MUST support the Binding interface defined below. A profile SHOULD allow only one resource table per endpoint.

[4.1.](#) Binding Interface Description

This section defines a REST interface for Binding table resources. The interface supports the link-format type.

The if= column defines the Interface Description (if=) attribute value to be used in the CoRE Link Format for a resource conforming to that interface. When this value appears in the if= attribute of a link, the resource MUST support the corresponding REST interface described in this section. The resource MAY support additional functionality, which is out of scope for this specification. Although this interface description is intended to be used with the CoRE Link Format, it is applicable for use in any REST interface definition.

The Methods column defines the REST methods supported by the interface, which are described in more detail below.

| Interface | if= | Methods | Content-Formats |
|-----------|----------|-------------------|-----------------|
| Binding | core.bnd | GET, POST, DELETE | link-format |

Table 3: Binding Interface Description

The Binding interface is used to manipulate a binding table. A request with a POST method and a content format of application/link-format simply appends new bindings to the table. All links in the payload MUST have a relation type "boundTo". A GET request simply returns the current state of a binding table whereas a DELETE request empties the table. Individual entries may be deleted from the table by specifying the resource path in a DELETE request.

The following example shows requests for adding, retrieving and deleting bindings in a binding table.

```
Req: POST /bnd/ (Content-Format: application/link-format)
<coap://sensor.example.com/s/light>;
  rel="boundto";anchor="/a/light";bind="obs";pmin="10";pmax="60"
Res: 2.04 Changed
```

```
Req: GET /bnd/
Res: 2.05 Content (application/link-format)
<coap://sensor.example.com/s/light>;
  rel="boundto";anchor="/a/light";bind="obs";pmin="10";pmax="60"
```

```
Req: DELETE /bnd/a/light
Res: 2.04 Changed
```

```
Req: DELETE /bnd/
Res: 2.04 Changed
```

Figure 1: Binding Interface Example

[4.2.](#) Resource Observation Attributes

When resource interfaces following this specification are made

available over CoAP, the CoAP Observation mechanism [[RFC7641](#)] MAY be used to observe any changes in a resource, and receive asynchronous notifications as a result. In addition, a set of query string parameters are defined here to allow a client to control how often a client is interested in receiving notifications and how much a resource value should change for the new representation to be interesting. These query parameters are described in the following table. A resource using an interface description defined in this specification and marked as Observable in its link description SHOULD support these observation parameters. The Change Step parameter can only be supported on resources with an atomic numeric value.

These query parameters MUST be treated as resources that are read using GET and updated using PUT, and MUST NOT be included in the Observe request. Multiple parameters MAY be updated at the same time

by including the values in the query string of a PUT. Before being updated, these parameters have no default value.

| Attribute Name | Parameter | Data Format |
|-------------------|-----------------------------|------------------|
| Minimum Period | <code>/resource?pmin</code> | xsd:integer (>0) |
| Maximum Period | <code>/resource?pmax</code> | xsd:integer (>0) |
| Change Step | <code>/resource?st</code> | xsd:decimal (>0) |
| Less Than | <code>/resource?lt</code> | xsd:decimal |
| Greater Than | <code>/resource?gt</code> | xsd:decimal |
| Notification Band | <code>/resource?band</code> | xsd:boolean |

Table 4: Resource Observation Attribute Summary

Minimum Period: As per [Section 3.3.2](#)

Maximum Period: As per [Section 3.3.3](#)

Change Step: As per [Section 3.3.4](#)

Greater Than: As per [Section 3.3.5](#)

Less Than: As per [Section 3.3.6](#)

Notification Band: As per [Section 3.3.7](#)

[5.](#) Security Considerations

An implementation of a client needs to be prepared to deal with responses to a request that differ from what is specified in this specification. A server implementing what the client thinks is a resource with one of these interface descriptions could return malformed representations and response codes either by accident or maliciously. A server sending maliciously malformed responses could attempt to take advantage of a poorly implemented client for example to crash the node or perform denial of service.

Shelby, et al.

Expires September 19, 2018

[Page 12]

Internet-Draft

Dynamic Resource Linking for CoRE

March 2018

[6.](#) IANA Considerations

[6.1.](#) Interface Description

The specification registers the "binding" CoRE interface description link target attribute value as per [\[RFC6690\]](#).

Attribute Value: core.binding

Description: The binding interface is used to manipulate a binding table which describes the link bindings between source and destination resources for the purposes of synchronizing their content.

Reference: This specification. Note to RFC editor: please insert the RFC of this specification.

Notes: None

[6.2.](#) Link Relation Type

This specification registers the new "boundto" link relation type as per [[RFC5988](#)].

Relation Name: boundto

Description: The purpose of a boundto relation type is to indicate that there is a binding between a source resource and a destination resource for the purposes of synchronizing their content.

Reference: This specification. Note to RFC editor: please insert the RFC of this specification.

Notes: None

Application Data: None

[7.](#) Acknowledgements

Acknowledgement is given to colleagues from the SENSEI project who were critical in the initial development of the well-known REST interface concept, to members of the IPSO Alliance where further requirements for interface types have been discussed, and to Szymon Sasin, Cedric Chauvenet, Daniel Gavelle and Carsten Bormann who have provided useful discussion and input to the concepts in this specification.

Shelby, et al.

Expires September 19, 2018

[Page 13]

Internet-Draft

Dynamic Resource Linking for CoRE

March 2018

[8.](#) Changelog

[draft-ietf-core-dynlink-05](#)

- o Addition of a band modifier for gt and lt, adapted from [draft-groves-core-obsattr](#)

- o Removed statement prescribing gt MUST be greater than lt

[draft-ietf-core-dynlink-03](#)

- o General: Reverted to using "gt" and "lt" from "gth" and "lth" for this draft owing to concerns raised that the attributes are already used in LwM2M with the original names "gt" and "lt".
- o New author and editor added.

[draft-ietf-core-dynlink-02](#)

- o General: Changed the name of the greater than attribute "gt" to "gth" and the name of the less than attribute "lt" to "lth" due to conflict with the core resource directory draft lifetime "lt" attribute.
- o Clause 6.1: Addressed the editor's note by changing the link target attribute to "core.binding".
- o Added [Appendix A](#) for examples.

[draft-ietf-core-dynlink-01](#)

- o General: The term state synchronization has been introduced to describe the process of synchronization between destination and source resources.
- o General: The document has been restructured to make the information flow better.
- o Clause 3.1: The descriptions of the binding attributes have been updated to clarify their usage.
- o Clause 3.1: A new clause has been added to discuss the interactions between the resources.
- o Clause 3.4: Has been simplified to refer to the descriptions in 3.1. As the text was largely duplicated.

- o Clause 4.1: Added a clarification that individual resources may be removed from the binding table.
- o Clause 6: Formalised the IANA considerations.

[draft-ietf-core-dynlink](#) Initial Version 00:

- o This is a copy of [draft-groves-core-dynlink-00](#)

[draft-groves-core-dynlink](#) Draft Initial Version 00:

- o This initial version is based on the text regarding the dynamic linking functionality in I.D.ietf-core-interfaces-05.
- o The WADL description has been dropped in favour of a thorough textual description of the REST API.

9. References

9.1. Normative References

- [RFC2119] Bradner, S., "Key words for use in RFCs to Indicate Requirement Levels", [BCP 14](#), [RFC 2119](#), DOI 10.17487/RFC2119, March 1997, <<https://www.rfc-editor.org/info/rfc2119>>.
- [RFC5988] Nottingham, M., "Web Linking", [RFC 5988](#), DOI 10.17487/RFC5988, October 2010, <<https://www.rfc-editor.org/info/rfc5988>>.
- [RFC6690] Shelby, Z., "Constrained RESTful Environments (CoRE) Link Format", [RFC 6690](#), DOI 10.17487/RFC6690, August 2012, <<https://www.rfc-editor.org/info/rfc6690>>.

9.2. Informative References

- [RFC7252] Shelby, Z., Hartke, K., and C. Bormann, "The Constrained Application Protocol (CoAP)", [RFC 7252](#), DOI 10.17487/RFC7252, June 2014, <<https://www.rfc-editor.org/info/rfc7252>>.
- [RFC7641] Hartke, K., "Observing Resources in the Constrained Application Protocol (CoAP)", [RFC 7641](#), DOI 10.17487/RFC7641, September 2015, <<https://www.rfc-editor.org/info/rfc7641>>.

[Appendix A](#). Examples

This appendix provides some examples of the use of binding attribute / observe attributes.

Note: For brevity the only the method or response code is shown in the header field.

[A.1](#). Greater Than (gt) example

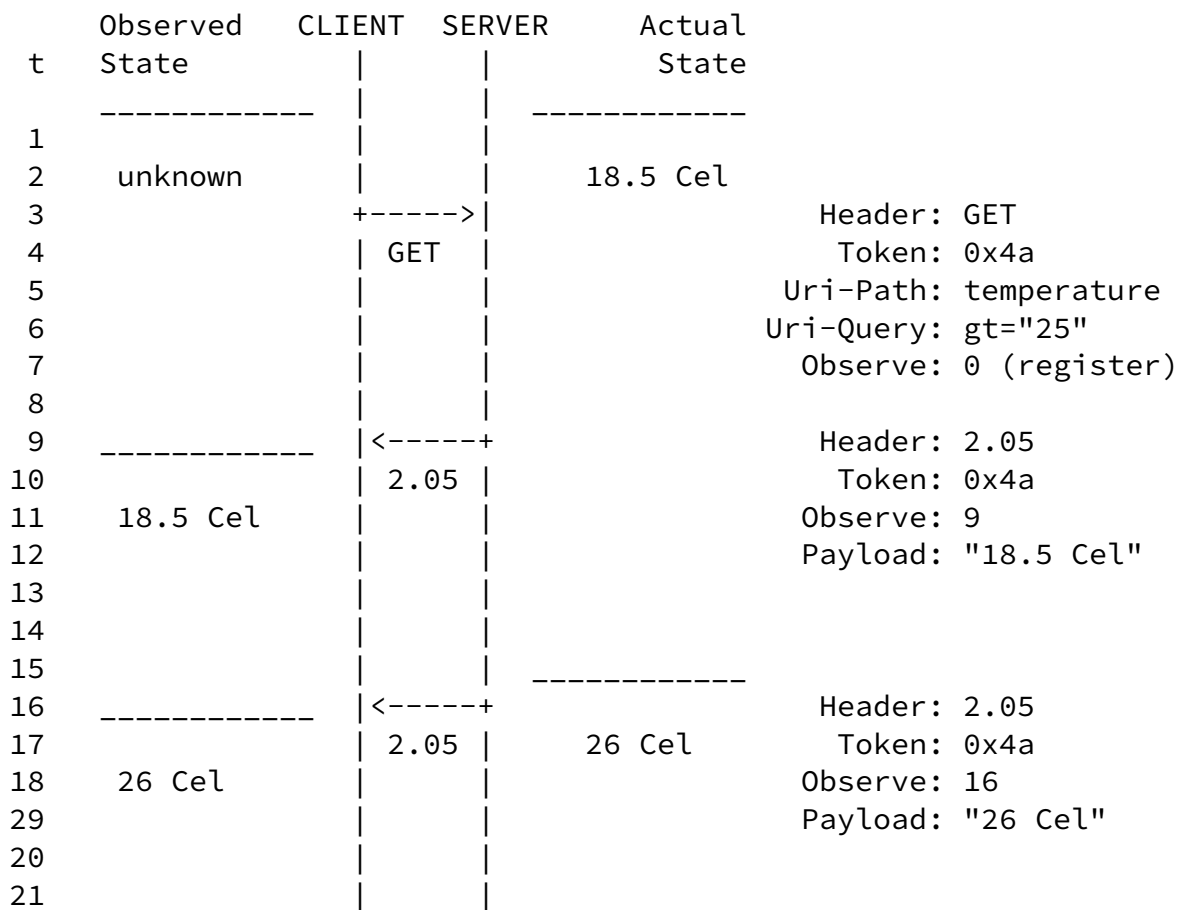
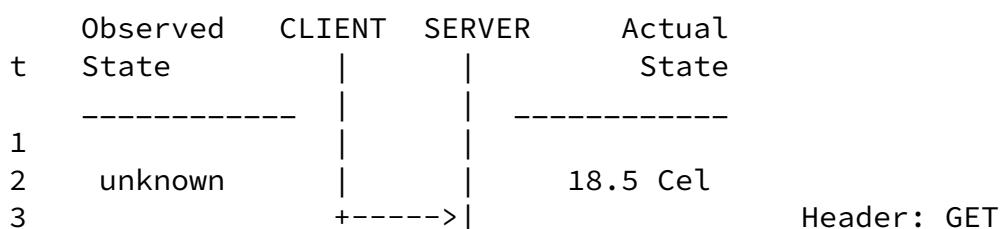


Figure 2: Client Registers and Receives one Notification of the Current State and One of a New State when it passes through the greater than threshold of 25.

[A.2](#). Greater Than (gt) and Period Max (pmax) example



Internet-Draft

Dynamic Resource Linking for CoRE

March 2018

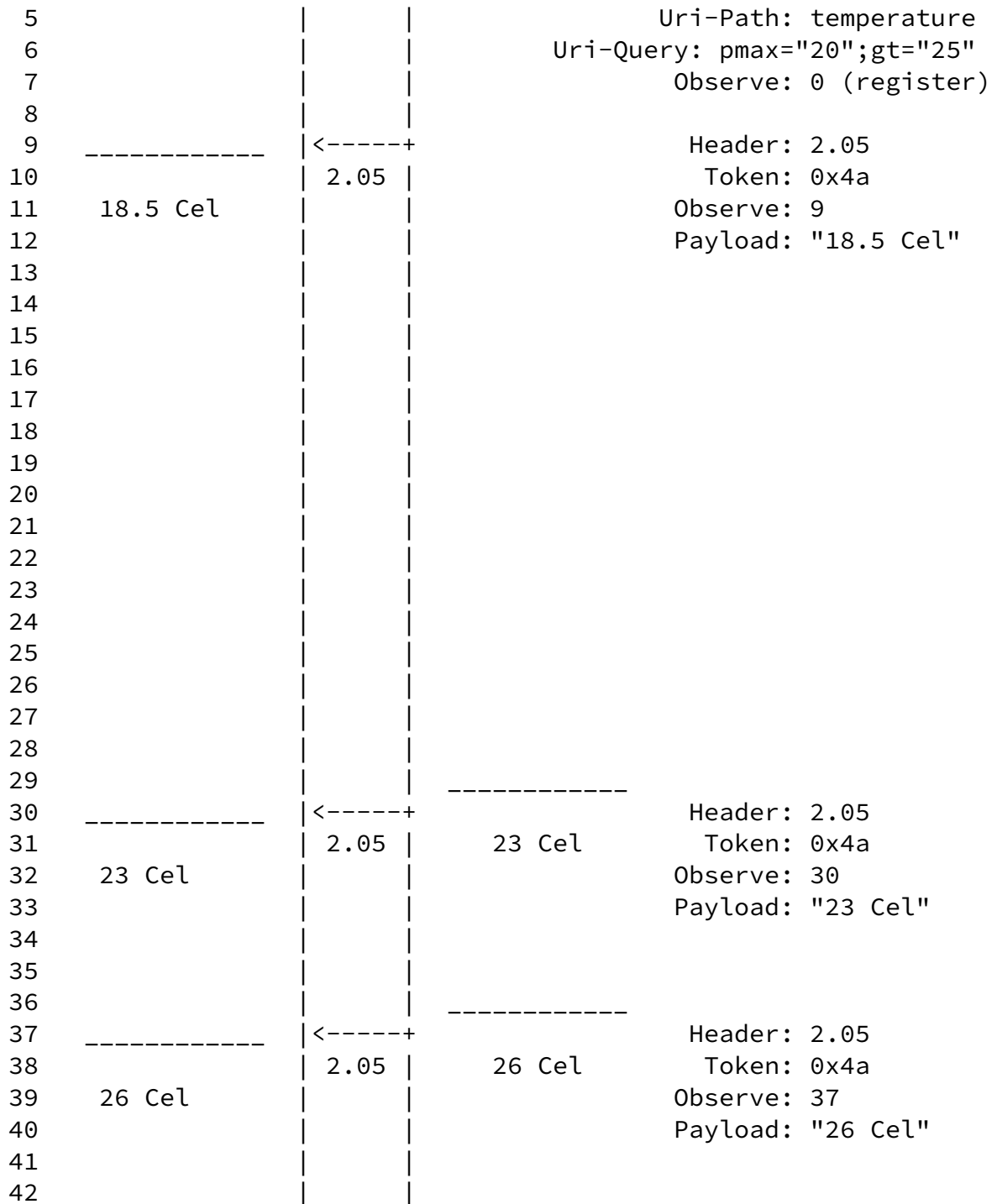


Figure 3: Client Registers and Receives one Notification of the

Current State, one when pmax time expires and one of a new State when it passes through the greather than threshold of 25.

Authors' Addresses

Shelby, et al. Expires September 19, 2018 [Page 17]

Internet-Draft Dynamic Resource Linking for CoRE March 2018

Zach Shelby
ARM
150 Rose Orchard
San Jose 95134
FINLAND

Phone: +1-408-203-9434
Email: zach.shelby@arm.com

Matthieu Vial
Schneider-Electric
Grenoble
FRANCE

Phone: +33 (0)47657 6522
Email: matthieu.vial@schneider-electric.com

Michael Koster
SmartThings
665 Clyde Avenue
Mountain View 94043
USA

Email: michael.koster@smarththings.com

Christian Groves
Huawei
Australia

Email: cngroves.std@gmail.com

Jintao Zhu
Huawei
No.127 Jinye Road, Huawei Base, High-Tech Development District
Xi'an, Shaanxi Province
China

Email: jintao.zhu@huawei.com

Shelby, et al. Expires September 19, 2018 [Page 18]

Internet-Draft Dynamic Resource Linking for CoRE March 2018

Bilhanan Silverajan (editor)
Tampere University of Technology
Korkeakoulunkatu 10
Tampere FI-33720
Finland

Email: bilhanan.silverajan@tut.fi

