

Network Working Group
Internet-Draft
Intended status: Standards Track
Expires: November 22, 2015

S. Bhandari
S. Gundavelli
M. Grayson
B. Volz
Cisco Systems
J. Korhonen
Broadcom Communications
May 21, 2015

Access Network Identifier Option in DHCP
draft-ietf-dhc-access-network-identifier-07

Abstract

This document specifies the format and mechanism that is to be used for encoding access network identifiers in DHCPv4 and DHCPv6 messages by defining new access network identifier options and sub-options.

Requirements Language

The key words "MUST", "MUST NOT", "REQUIRED", "SHALL", "SHALL NOT", "SHOULD", "SHOULD NOT", "RECOMMENDED", "MAY", and "OPTIONAL" in this document are to be interpreted as described in [RFC 2119](#) [[RFC2119](#)].

Status of This Memo

This Internet-Draft is submitted in full conformance with the provisions of [BCP 78](#) and [BCP 79](#).

Internet-Drafts are working documents of the Internet Engineering Task Force (IETF). Note that other groups may also distribute working documents as Internet-Drafts. The list of current Internet-Drafts is at <http://datatracker.ietf.org/drafts/current/>.

Internet-Drafts are draft documents valid for a maximum of six months and may be updated, replaced, or obsoleted by other documents at any time. It is inappropriate to use Internet-Drafts as reference material or to cite them other than as "work in progress."

This Internet-Draft will expire on November 22, 2015.

Copyright Notice

Copyright (c) 2015 IETF Trust and the persons identified as the document authors. All rights reserved.

This document is subject to [BCP 78](#) and the IETF Trust's Legal Provisions Relating to IETF Documents (<http://trustee.ietf.org/license-info>) in effect on the date of publication of this document. Please review these documents carefully, as they describe your rights and restrictions with respect to this document. Code Components extracted from this document must include Simplified BSD License text as described in Section 4.e of the Trust Legal Provisions and are provided without warranty as described in the Simplified BSD License.

Table of Contents

1.	Introduction	3
2.	Motivation	3
3.	Terminology	4
4.	DHCPv4 Access-Network-Identifier Option	5
4.1.	DHCPv4 Access-Network-Identifier Sub-options	5
4.2.	DHCPv4 Access-Technology-Type Sub-option	6
4.3.	DHCPv4 Network-Identifier Sub-options	7
4.3.1.	DHCPv4 Network Name Sub-option	7
4.3.2.	DHCPv4 Access-Point Name Sub-option	7
4.3.3.	DHCPv4 Access-Point BSSID Sub-option	8
4.4.	DHCPv4 Operator Identifier Sub-options	9
4.4.1.	DHCPv4 Operator Enterprise ID Sub-option	9
4.4.2.	DHCPv4 Operator Realm Sub-option	9
5.	DHCPv6 Access-Network-Identifier Options	10
5.1.	DHCPv6 Access-Technology-Type Option	10
5.2.	DHCPv6 Network-Identifier Options	11
5.2.1.	DHCPv6 Network Name Option	11
5.2.2.	DHCPv6 Access-Point Name Option	11
5.2.3.	DHCPv6 Access-Point BSSID Option	12
5.3.	DHCPv6 Operator Identifier Options	12
5.3.1.	DHCPv6 Operator Enterprise ID Option	13
5.3.2.	DHCPv6 Operator Realm Option	13
6.	Relay Agent Behavior	13
7.	Server Behavior	14
8.	IANA Considerations	14
9.	Security Considerations	15
10.	Acknowledgements	16
11.	References	16
11.1.	Normative References	16
11.2.	Informative References	16
	Authors' Addresses	17

1. Introduction

Access network identification (ANI) of a network device has a range of applications. For example the local mobility anchor in a Proxy Mobile IPv6 domain is able to provide access network and access operator specific handling or policing of the mobile node traffic using information about the access network to which the mobile node is attached.

This document specifies Dynamic Host Configuration Protocol for IPv4 (DHCPv4) [[RFC2131](#)] and Dynamic Host Configuration Protocol for IPv6 (DHCPv6) [[RFC3315](#)] options for access network identification that is added by Relay agent in the DHCPv4 or DHCPv6 messages towards the Server.

Dynamic Host Configuration Protocol (DHCP) relay agent aware of the access network and access operator add this information in the DHCP messages. This information can be used to provide differentiated services and policing of traffic based on the access network to which a client is attached. Examples of how this information can be used in mobile networks can be found in [[RFC6757](#)].

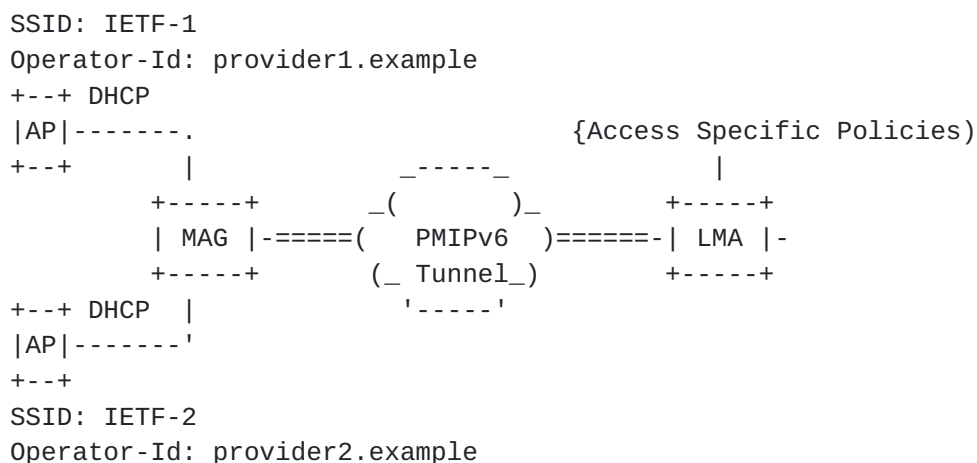
2. Motivation

Proxy mobile IPv6 [[RFC5213](#)] can be used for supporting network-based mobility management in various types of network deployments. The network architectures, such as Service provider Wi-Fi access aggregation or, WLAN integrated mobile packet core are examples where Proxy Mobile IPv6 is a component of the overall architecture. Some of these architectures require the ability of the local mobility anchor (LMA) [[RFC5213](#)] to provide differentiated services and policing of traffic to the mobile nodes based on the access network to which they are attached. Policy systems in mobility architectures such as PCC [[TS23203](#)] and ANDSF [[TS23402](#)] in 3GPP system allow configuration of policy rules with conditions based on the access network information. For example, the service treatment for the mobile node's traffic may be different when they are attached to a access network owned by the home operator than when owned by a roaming partner. The service treatment can also be different based on the configured Service Set Identifiers (SSID) in case of IEEE 802.11 based access networks. Other examples of services include the operator's ability to apply tariff based on the location.

The PMIPv6 extension as specified in [[RFC6757](#)] defines PMIPv6 options to carry access network identifiers in PMIPv6 signaling from Mobile Access Gateway (MAG) to LMA. MAG can learn this information from DHCP options as inserted by DHCP Relay agent before MAG. If MAG relays DHCP messages to LMA as specified in [[RFC5844](#)] this

information can be inserted by MAG towards LMA in the forwarded DHCP messages.

Figure 1 illustrates an example Proxy Mobile IPv6 deployment where Access Points (AP) acting as a DHCP relay agent inserts access network identifiers in DHCP messages relayed from the connected clients. The mobile access gateway learns this information over DHCP and delivers the information elements related to the access network to the local mobility anchor over Proxy Mobile IPv6 signaling messages. In this example, the additional information could comprise the SSID of the used IEEE 802.11 network and the identities of the operators running the IEEE 802.11 access network infrastructure.



Access Networks attached to MAG

3. Terminology

All the DHCP related terms used in this document are to be interpreted as defined in the Dynamic Host Configuration Protocol (DHCPv4) [[RFC2131](#)] and Dynamic Host Configuration Protocol for IPv6 (DHCPv6) [[RFC3315](#)] specifications. DHCP message refers to both DHCPv4 and DHCPv6 messages throughout this document.

All the mobility related terms used in this document are to be interpreted as defined in the Proxy Mobile IPv6 specifications [[RFC5213](#)] and [[RFC5844](#)]. Additionally, this document uses the following abbreviations:

Service Set Identifier (SSID)

Service Set Identifier (SSID) identifies the name of the IEEE 802.11 network. SSID differentiates from one network to the other.

Vendor ID

The Vendor ID is the SMI Network Management Private Enterprise Code of the IANA-maintained Private Enterprise Numbers registry [[SMI](#)].

4. DHCPv4 Access-Network-Identifier Option

The Access Network Identifier carries information to identify the access network to which the client is attached. This information includes access technology type, network identifier, and access-network operator identifiers.

Relay agents that include Access Network Identifier information include one or more sub-options (see [Section 4.1](#)) in the Relay Agent Information option [[RFC3046](#)].

4.1. DHCPv4 Access-Network-Identifier Sub-options

The access network identifier information will be defined in multiple sub-options, allocated from the DHCP Relay Agent Sub-Option Codes.

ANI Sub-options: The ANI Sub-options consists of a sequence of Sub-Option Code, Length, and Value tuples for each sub-option, encoded in the following manner:

SubOpt	Len	Sub-option Data				
code	N	s1	s2	s3	s4	sN

Subopt code

The 1-octet code for the sub-options defined in the following sections.

Len

An unsigned 8-bit integer giving the length of the Sub-option Data field in this sub-option in octets.

Sub-option Data (s1 to sN)

The data area for the sub-option.

The initial assignment of DHCP access network identifier sub-options is as follows:

An 8-bit field that specifies the access technology through which the client is connected to the access link from the IANA name space Access Technology Type Option type value registry defined in [\[RFC5213\]](#).

4.3.2. DHCPv4 Access-Point Name Sub-option


```

      0             1             2             3
      0 1 2 3 4 5 6 7 8 9 0 1 2 3 4 5 6 7 8 9 0 1 2 3 4 5 6 7 8 9 0 1
+---+---+---+---+---+---+---+---+---+---+---+---+---+---+---+---+
| Subopt Code |      Length      |
+---+---+---+---+---+---+---+---+---+---+---+---+---+---+---+---+
.
.                               Access-Point Name
.
+---+---+---+---+---+---+---+---+---+---+---+---+---+---+---+---+

```

Subopt Code

<IANA-3>.

Length

The length of the Access-Point Name field.

Access-Point Name

The name of the access point (physical device name) to which the mobile node is attached. This is the identifier that uniquely identifies the access point. While Network Name (e.g., SSID) identifies the operator's access network, Access-Point Name identifies a specific network device in the network to which the mobile node is attached. In some deployments, the Access-Point Name can be set to the string representation of the Media Access Control (MAC) address as specified in [\[RFC6991\]](#) mac-address string type of the device or some unique identifier that can be used by the policy systems in the operator network to unambiguously identify the device. The encoding MUST be UTF-8 as described in [\[RFC3629\]](#).

4.3.3. DHCPv4 Access-Point BSSID Sub-option

```

      0             1             2             3
      0 1 2 3 4 5 6 7 8 9 0 1 2 3 4 5 6 7 8 9 0 1 2 3 4 5 6 7 8 9 0 1
+---+---+---+---+---+---+---+---+---+---+---+---+---+---+---+---+
| Subopt Code |      Length      |
+---+---+---+---+---+---+---+---+---+---+---+---+---+---+---+---+
|                               Access-Point BSSID
+---+---+---+---+---+---+---+---+---+---+---+---+---+---+---+---+

```

Subopt Code

<IANA-4>.

Length

6.

Access-Point BSSID

The 48-bit Basic Service Set Identification (BSSID) of the access point to which the mobile node is attached.

4.4. DHCPv4 Operator Identifier Sub-options

The Operator identifier sub-options can be used for carrying the operator identifier of the access network to which the client is attached. The format of these sub-options is defined below.

4.4.1. DHCPv4 Operator Enterprise ID Sub-option

```

      0                   1                   2                   3
      0 1 2 3 4 5 6 7 8 9 0 1 2 3 4 5 6 7 8 9 0 1 2 3 4 5 6 7 8 9 0 1
+---+---+---+---+---+---+---+---+---+---+---+---+---+---+---+---+
| Subopt Code |      Length      |                                     |
+---+---+---+---+---+---+---+---+---+---+---+---+---+---+---+---+
.      Operator Enterprise ID      |
+---+---+---+---+---+---+---+---+---+---+---+---+---+---+

```

Subopt Code <IANA-5>.

Length

4.

Operator Enterprise ID

The operator's Vendor ID (as described in [Section 3](#)) is Private Enterprise Number (PEN) [[SMI](#)].

4.4.2. DHCPv4 Operator Realm Sub-option

```

      0                   1                   2                   3
      0 1 2 3 4 5 6 7 8 9 0 1 2 3 4 5 6 7 8 9 0 1 2 3 4 5 6 7 8 9 0 1
+---+---+---+---+---+---+---+---+---+---+---+---+---+---+---+---+
| Subopt Code |      Length      |                                     |
+---+---+---+---+---+---+---+---+---+---+---+---+---+---+---+---+
.                                     .
.      Operator Realm                .
.                                     .
+---+---+---+---+---+---+---+---+---+---+---+---+---+---+---+---+

```

Subopt Code

<IANA-6>.

Length

The length of the Operator Realm field.

Operator Realm

Realm of the operator (Ex: EXAMPLE.COM). A (home) realm is the administrative domain with which the user or system maintains an account relationship. Realm names are required to be unique, and are piggybacked on the administration of the DNS namespace. Realms are encoded using a domain name encoding defined in [\[RFC1035\]](#).

5. DHCPv6 Access-Network-Identifier Options

The Access Network Identifier options defined here may be added by the DHCPv6 Relay agent in Relay-forward messages.

=====										=====									
OPTION CODE										OPTION DESCRIPTION									
+-----+										+-----+									
<IANA-7>										OPTION_ANI_ATT									
+-----+										+-----+									
<IANA-8>										OPTION_ANI_NETWORK_NAME									
+-----+										+-----+									
<IANA-9>										OPTION_ANI_AP_NAME									
+-----+										+-----+									
<IANA-10>										OPTION_ANI_AP_BSSID									
+-----+										+-----+									
<IANA-11>										OPTION_ANI_OPERATOR_ID									
+-----+										+-----+									
<IANA-12>										OPTION_ANI_OPERATOR_REALM									
+-----+										+-----+									

5.1. DHCPv6 Access-Technology-Type Option

This option is used for exchanging the type of the access technology the client is attached to the network. Its format is as follows:

0										1										2										3									
0	1	2	3	4	5	6	7	8	9	0	1	2	3	4	5	6	7	8	9	0	1	2	3	4	5	6	7	8	9	0	1								
+-----																																							

Option-Code

OPTION_ANI_ATT (<IANA-7>).

Option-Len

2.

Reserved

An 8-bit field that is unused for now. The value MUST be initialized to 0 by the sender and MUST be ignored by the receiver.

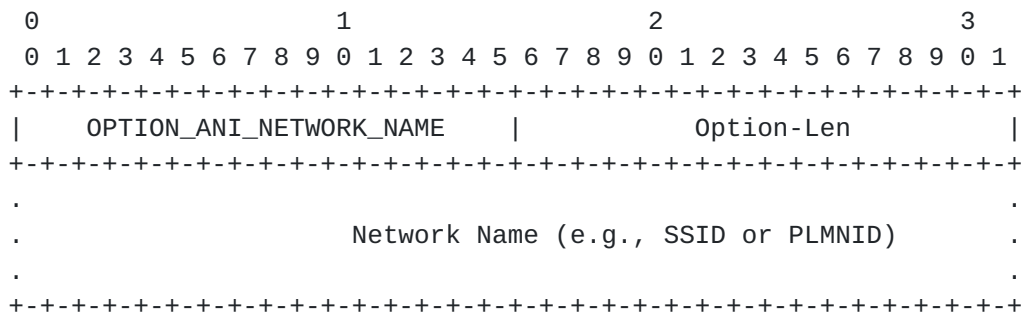
Access Technology Type (ATT):

The contents of this field is the same as the ATT field described in [Section 4.2](#).

5.2. DHCPv6 Network-Identifier Options

These options can be used for carrying the name of the access network (e.g., a SSID in case of IEEE 802.11 Access Network, or PLMN Identifier [[TS23003](#)] in case of 3GPP access) and Access Point name to which the client is attached. The format of these options is defined below.

5.2.1. DHCPv6 Network Name Option



Option-Code

OPTION_ANI_NETWORK_NAME (<IANA-8>).

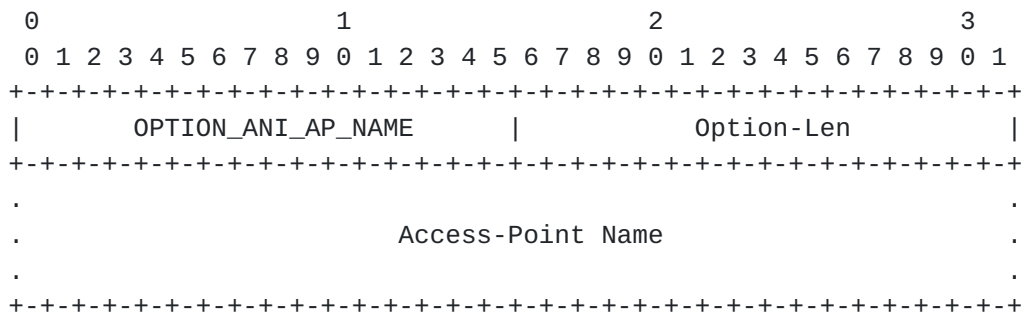
Option-Len

The length of the Network Name field.

Network Name

The contents of this field is the same as the Network Name field described in [Section 4.3.1](#).

5.2.2. DHCPv6 Access-Point Name Option



Option-Code

OPTION_ANI_AP_NAME (<IANA-9>).

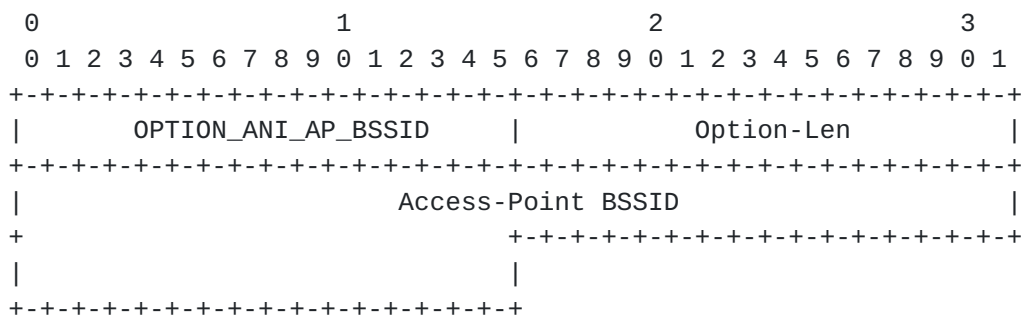
Option-Len

The length of the Access-Point Name field.

Access-Point Name

The contents of this field is the same as the Access-Point Name field described in [Section 4.3.2](#).

5.2.3. DHCPv6 Access-Point BSSID Option



Option-Code

OPTION_ANI_AP_BSSID (<IANA-10>).

Option-Len

6.

Access-Point BSSID

The contents of this field is the same as the Access-Point BSSID field described in [Section 4.3.3](#).

5.3. DHCPv6 Operator Identifier Options

The Operator Identifier options can be used for carrying the operator identifier of the access network to which the client is attached. The format of these options is defined below.

5.3.1. DHCPv6 Operator Enterprise ID Option

```

      0                   1                   2                   3
      0 1 2 3 4 5 6 7 8 9 0 1 2 3 4 5 6 7 8 9 0 1 2 3 4 5 6 7 8 9 0 1
+---+---+---+---+---+---+---+---+---+---+---+---+---+---+---+---+
|   OPTION_ANI_OPERATOR_ID   |         Option-Len         |
+---+---+---+---+---+---+---+---+---+---+---+---+---+---+---+---+
|                               Operator Enterprise ID       |
+---+---+---+---+---+---+---+---+---+---+---+---+---+---+---+---+

```

Option-Code

OPTION_ANI_OPERATOR_ID (<IANA-11>).

Option-Len

4.

Operator Enterprise ID

The operator's Vendor ID (as described in [Section 3](#)) is Private Enterprise Number (PEN) [[SMI](#)].

5.3.2. DHCPv6 Operator Realm Option

```

      0                   1                   2                   3
      0 1 2 3 4 5 6 7 8 9 0 1 2 3 4 5 6 7 8 9 0 1 2 3 4 5 6 7 8 9 0 1
+---+---+---+---+---+---+---+---+---+---+---+---+---+---+---+---+
|   OPTION_ANI_OPERATOR_REALM   |         Option-Len         |
+---+---+---+---+---+---+---+---+---+---+---+---+---+---+---+---+
|                               |                             |
|                               |                             |
|                               |                             |
|                               |                             |
+---+---+---+---+---+---+---+---+---+---+---+---+---+---+---+---+

```

Option-Code

OPTION_ANI_OPERATOR_REALM (<IANA-12>).

Option-Len

The length of the Operator Realm field.

Operator Realm

The contents of this field is the same as the Operator Realm field described in [Section 4.4.2](#).

6. Relay Agent Behavior

DHCPv4 Relay Agents MAY include sub-options defined in [section 4.2](#) through 4.4 in the Relay Agent Information option as defined in [[RFC3046](#)] before forwarding the DHCP message to provide information

about the access network over which DHCP messages from the client is received.

DHCPv6 Relay Agents MAY include options defined in [Section 5](#) in Relay-forward message when forwarding any DHCPv6 message type from clients to the servers to provide information about the access network over which DHCPv6 messages from the client is received.

7. Server Behavior

If DHCPv4 server does not understand the option defined in [Section 4](#) it must ignore the DHCPv4 Access Network Identifier option received. If the DHCPv4 server does not understand the received sub-option defined in sections [4.1](#) through [4.4](#) in the DHCPv4 Relay Agent Information option (82) it must ignore those sub-options only. If DHCPv4 Server is able to process the DHCPv4 Access Network Identifier sub-options defined in sections [4.1](#) through [4.4](#) received in DHCPv4 Relay Agent Information option, it MAY use this information for address pool selection policy decisions as per its configured policy. The DHCPv4 server MAY store this information along with the lease for logging and audit purpose. The DHCPv4 server MAY use the sub-options defined in sections [4.1](#) through [section 4.4](#) inserted by the DHCPv4 relay agent in the Relay Agent Information option based on its configured policy. When generating a response, the server echoes back Relay Agent Information options with all received sub-options in it, as specified in [Section 2.2 of \[RFC3046\]](#).

If the DHCPv6 server receives the options defined in [Section 5](#) and is configured to store or use the options defined in [Section 5](#), it SHOULD look for the DHCPv6 Access Network identifier options in the Relay-forward message of the DHCPv6 relay agent(s) based on its configured policy. The server MAY use received ANI options for its address pool selection policy decisions as per its configured policy.

8. IANA Considerations

IANA is requested to assign Sub-option codes for the following DHCPv4 Sub-options from the "DHCP Relay Agent Sub-Option Codes" registry, <http://www.iana.org/assignments/bootp-dhcp-parameters/bootp-dhcp-parameters.xml>:

+=====+		
SUB-OPTION CODE SUB-OPTION DESCRIPTION		
+=====+		
<IANA-1> Access Technology Type Sub-option		
+=====+		
<IANA-2> Access Network Name Sub-option		
+=====+		
<IANA-3> Access Point Name Sub-option		
+=====+		
<IANA-4> Access Point BSSID Sub-option		
+=====+		
<IANA-5> Operator-Identifier Sub-option		
+=====+		
<IANA-6> Operator-Realm Sub-option		
+=====+		

IANA is requested to assign option codes for the following DHCPv6 options from the "Option Codes registry for DHCPv6" registry <http://www.iana.org/assignments/dhcpv6-parameters/dhcpv6-parameters.xml>, as specified in [RFC3315]:

+=====+		
OPTION CODE OPTION DESCRIPTION		
+=====+		
<IANA-7> OPTION_ANI_ATT		
+=====+		
<IANA-8> OPTION_ANI_NETWORK_NAME		
+=====+		
<IANA-9> OPTION_ANI_AP_NAME		
+=====+		
<IANA-10> OPTION_ANI_AP_BSSID		
+=====+		
<IANA-11> OPTION_ANI_OPERATOR_ID		
+=====+		
<IANA-12> OPTION_ANI_OPERATOR_REALM		
+=====+		

9. Security Considerations

Since there is no privacy protection for DHCP messages, an eavesdropper who can monitor the link between the DHCP server and relay agent can discover access network information.

To minimize the unintended exposure of this information, this option SHOULD be included by DHCP entities only when it is configured. Where critical decisions might be based on the value of this option, DHCP authentication as defined in "Authentication for DHCP Messages" [RFC3118] and "Dynamic Host Configuration Protocol for IPv6 (DHCPv6)"

[RFC3315] SHOULD be used to protect the integrity of the DHCP options. Link-layer confidentiality and integrity protection may also be employed to reduce the risk of disclosure and tampering.

Security issues related DHCPv6 are described in [section 23 of \[RFC3315\]](#).

It is possible for a rogue DHCP relay agent to insert or overwrite with incorrect access network identifier options for malicious purposes. A DHCP client can also pose as a rogue DHCP relay agent by sending incorrect access network identifier options. While the introduction of fraudulent DHCP relay agent information options can be prevented by a perimeter defense that blocks these options unless the DHCP relay agent is trusted, a deeper defense using the authentication sub-option for DHCPv4 relay agent information option [\[RFC4030\]](#) SHOULD be deployed as well. DHCP server administrators are strongly advised to configure DHCP servers that use this option to communicate with their relay agents using IPsec, as described in [Section 21.1 of \[RFC3315\]](#).

[10.](#) Acknowledgements

The authors would like to thank Kim Kinnear, Ted Lemon, Gaurav Halwasia, Hidetoshi Yokota and Sheng Jiang for their valuable inputs. And, to Tomek Mrugalski for a thorough review of the document.

[11.](#) References

[11.1.](#) Normative References

- [RFC2119] Bradner, S., "Key words for use in RFCs to Indicate Requirement Levels", [BCP 14](#), [RFC 2119](#), March 1997.
- [RFC2131] Droms, R., "Dynamic Host Configuration Protocol", [RFC 2131](#), March 1997.
- [RFC3046] Patrick, M., "DHCP Relay Agent Information Option", [RFC 3046](#), January 2001.
- [RFC3315] Droms, R., Bound, J., Volz, B., Lemon, T., Perkins, C., and M. Carney, "Dynamic Host Configuration Protocol for IPv6 (DHCPv6)", [RFC 3315](#), July 2003.

[11.2.](#) Informative References

- [ANI] "Interoperability Specification (IOS) for High Rate Packet Data (HRPD) Radio Access Network Interfaces with Session Control in the Access Network, A.S0008-A v3.0", October 2008.
- [RFC1035] Mockapetris, P., "Domain names - implementation and specification", STD 13, [RFC 1035](#), November 1987.
- [RFC3118] Droms, R. and W. Arbaugh, "Authentication for DHCP Messages", [RFC 3118](#), June 2001.
- [RFC3629] Yergeau, F., "UTF-8, a transformation format of ISO 10646", STD 63, [RFC 3629](#), November 2003.
- [RFC4030] Stapp, M. and T. Lemon, "The Authentication Suboption for the Dynamic Host Configuration Protocol (DHCP) Relay Agent Option", [RFC 4030](#), March 2005.
- [RFC5213] Gundavelli, S., Leung, K., Devarapalli, V., Chowdhury, K., and B. Patil, "Proxy Mobile IPv6", [RFC 5213](#), August 2008.
- [RFC5844] Wakikawa, R. and S. Gundavelli, "IPv4 Support for Proxy Mobile IPv6", [RFC 5844](#), May 2010.
- [RFC6757] Gundavelli, S., Korhonen, J., Grayson, M., Leung, K., and R. Pazhyannur, "Access Network Identifier (ANI) Option for Proxy Mobile IPv6", [RFC 6757](#), October 2012.
- [RFC6991] Schoenwaelder, J., "Common YANG Data Types", [RFC 6991](#), July 2013.
- [SMI] "PRIVATE ENTERPRISE NUMBERS, SMI Network Management Private Enterprise Codes", February 2011.
- [TS23003] "Numbering, addressing and identification", 2011.
- [TS23203] "Policy and Charging Control Architecture", 2012.
- [TS23402] "Architecture enhancements for non-3GPP accesses", 2012.

Authors' Addresses

Shwetha Bhandari
Cisco Systems
Cessna Business Park, Sarjapura Marathalli Outer Ring Road
Bangalore, KARNATAKA 560 087
India

Phone: +91 80 4426 0474
Email: shwethab@cisco.com

Sri Gundavelli
Cisco Systems
170 West Tasman Drive
San Jose, CA 95134
USA

Email: sgundave@cisco.com

Mark Grayson
Cisco Systems
11 New Square Park
Bedfont Lakes, FELTHAM TW14 8HA
ENGLAND

Email: mgrayson@cisco.com

Bernie Volz
Cisco Systems
1414 Massachusetts Ave
Boxborough,, MA 01719
USA

Email: volz@cisco.com

Jouni Korhonen
Broadcom Communications
Porkkalankatu 24
FIN-00180 Helsinki
Finland

Email: jouni.nospam@gmail.com

