

Diameter Maintenance and
Extensions (DIME)
Internet-Draft
Intended status: Standards Track
Expires: August 30, 2007

G. Zorn, Ed.
Cisco
P. McCann
Motorola Labs
H. Tschofenig
Siemens Networks GmbH & Co KG
T. Tsou
Huawei
A. Doria
Lulea University of Technology
February 26, 2007

Diameter Quality of Service Application
draft-ietf-dime-diameter-qos-00.txt

Status of this Memo

By submitting this Internet-Draft, each author represents that any applicable patent or other IPR claims of which he or she is aware have been or will be disclosed, and any of which he or she becomes aware will be disclosed, in accordance with [Section 6 of BCP 79](#).

Internet-Drafts are working documents of the Internet Engineering Task Force (IETF), its areas, and its working groups. Note that other groups may also distribute working documents as Internet-Drafts.

Internet-Drafts are draft documents valid for a maximum of six months and may be updated, replaced, or obsoleted by other documents at any time. It is inappropriate to use Internet-Drafts as reference material or to cite them other than as "work in progress."

The list of current Internet-Drafts can be accessed at <http://www.ietf.org/ietf/lid-abstracts.txt>.

The list of Internet-Draft Shadow Directories can be accessed at <http://www.ietf.org/shadow.html>.

This Internet-Draft will expire on August 30, 2007.

Copyright Notice

Copyright (C) The IETF Trust (2007).

Internet-Draft

Diameter QoS Application

February 2007

Abstract

This document describes a Diameter application that performs Authentication, Authorization, and Accounting for Quality of Service (QoS) reservations. This protocol is used by elements along the path of a given application flow to authenticate a reservation request, ensure that the reservation is authorized, and to account for resources consumed during the lifetime of the application flow. Clients that implement the Diameter QoS application contact an authorizing entity/application server that is located somewhere in the network, allowing for a wide variety of flexible deployment models.

Internet-Draft

Diameter QoS Application

February 2007

Table of Contents

1.	Introduction	4
2.	Terminology	5
3.	Framework	6
3.1.	Network element functional model	7
3.2.	QoS Authorization Requirements	9
4.	Diameter QoS Authorization Session Establishment and Management	13
4.1.	Parties involved	13
4.2.	Diameter QoS Authorization Session Establishment	13
4.3.	QoS authorization session re-authorization	17
4.3.1.	Client-Side Initiated Re-Authorization	17
4.3.2.	Server-Side Initiated Re-Authorization	19
4.4.	Server-Side Initiated QoS Parameter Provisioning	19
4.5.	Session Termination	20
4.5.1.	Client-Side Initiated Session Termination	20
4.5.2.	Server-Side Initiated Session Termination	21
5.	Accounting	23
6.	Diameter QoS Authorization Application Messages	24
6.1.	QoS-Authorization Request (QAR)	25
6.2.	QoS-Authorization Answer (QAA)	25
6.3.	QoS-Install Request (QIR)	26
6.4.	QoS-Install Answer (QIA)	27
6.5.	Accounting Request (ACR)	27
6.6.	Accounting Answer (ACA)	28
7.	Diameter QoS Authorization Application AVPs	29
7.1.	Diameter Base Protocol AVPs	29
7.2.	Credit Control Application AVPs	29
7.3.	Accounting AVPs	30
7.4.	Diameter QoS Application Defined AVPs	30
8.	Examples	35
9.	IANA Considerations	38
10.	Security Considerations	39
11.	Acknowledgements	40
12.	Contributors	41

13.	Open Issues	42
14.	References	43
14.1.	Normative References	43
14.2.	Informative References	43
	Authors' Addresses	45
	Intellectual Property and Copyright Statements	46

[1.](#) Introduction

To meet the Quality of Service needs of applications such as Voice-over-IP in a heavily loaded network, packets belonging to real-time application flows must be identified and segregated from other traffic to ensure that bandwidth, delay, and loss rate requirements are met. In addition, new flows should not be added to the network when it is at or near capacity, which would result in degradation of quality for all flows carried by the network.

In some cases, these goals can be achieved with mechanisms such as differentiated services and/or end-to-end congestion and admission control. However, when bandwidth is scarce and must be carefully managed, such as in cellular networks, or when applications and transport protocols lack the capability to perform end-to-end congestion control, explicit reservation techniques are required. In these cases, the endpoints will send reservation requests to edge and/or interior nodes along the communication path. In addition to verifying whether resources are available, the recipient of a reservation request must also authenticate and authorize the request, especially in an environment where the endpoints are not trusted. In addition, these nodes will generate accounting information about the resources used and attribute usage to the requesting endpoints. This will enable the owner of the network element to generate usage-sensitive billing records and to understand how to allocate new network capacity.

A variety of protocols could be used to make a QoS request, including RSVP [[RFC2210](#)], NSIS [[I-D.ietf-nsis-qos-nslp](#)], link-specific

signaling or even SIP/SDP [[RFC2327](#)]. This document aims to be agnostic to the QoS signaling protocol used and to the QoS model to which the signaling is directed.

[2.](#) Terminology

The key words "MUST", "MUST NOT", "REQUIRED", "SHALL", "SHALL NOT", "SHOULD", "SHOULD NOT", "RECOMMENDED", "MAY", and "OPTIONAL" in this document are to be interpreted as described in [RFC 2119](#) [[RFC2119](#)].

The following terms are used in this document:

Application Server

An application server is a network entity that exchanges signaling messages with an application endpoint. It may be a source of authorization for QoS-enhanced application flows. For example, a SIP server is one kind of application server.

Application Endpoint

An application endpoint is an entity in an end user device that exchanges signaling messages with application servers or directly with other application endpoints. Based on the result of this signaling, the endpoint will make a request for QoS from the network. For example, a SIP User Agent is one kind of application

endpoint.

Authorizing Entity

The authorizing entity is that entity responsible for authorizing QoS requests for a particular application flow or aggregate. This may be a Diameter server (with a subscriber database) or an application server acting as a Diameter server.

AAA Cloud

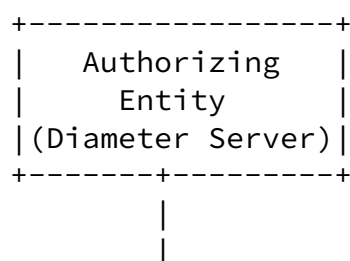
An infrastructure of AAA entities (clients, agents, servers) based on a AAA protocol, which provides trusted secure connections between them. It offers authentication, authorization and accounting services to applications in flexible local and roaming scenarios. Diameter [[RFC3588](#)] and RADIUS [[RFC2865](#)] are both widely deployed AAA protocols.

Network Element (NE)

QoS aware router that acts as Diameter client that implements the Diameter QoS application in the context of this document. For almost all scenarios this entity triggers the protocol interaction described in this document. This entity corresponds to the Policy Enforcement Point (PEP) (see [[RFC2753](#)]).

[3.](#) Framework

The Diameter QoS application runs between a network element receiving QoS reservation requests (acting as a AAA client) and the resource authorizing entity (acting as a AAA server). A high-level picture of the resulting architecture is shown in Figure 1.



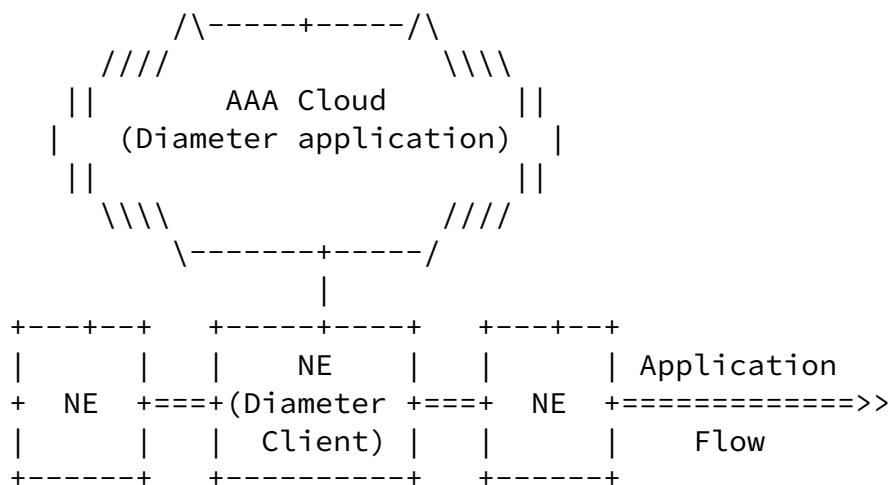


Figure 1: An Architecture supporting QoS-AAA

Figure 1 depicts network elements through which application flows need to pass, a cloud of AAA servers, and an authorizing entity. Note that there may be more than one router that needs to interact with the AAA cloud along the path of a given application flow, although the figure only depicts one for clarity. QoS aware network elements will request authorization from the AAA cloud based on an incoming QoS reservation request. The AAA entities will route the request to a designated AAA authorizing entity, for example in the home domain. The home authorizing entity will return the result of the authorization decision.

In more complex deployment models, the authorization will be based on dynamic application state, so that the request must be authenticated and authorized based on information from one or more application servers. If defined properly, the interface between the routers and AAA cloud would be identical in both cases. Routers are therefore insulated from the details of particular applications and need not

know that application servers are involved at all. Also, the AAA cloud would naturally encompass business relationships such as those between network operators and third-party application providers, enabling flexible intra- or inter-domain authorization, accounting, and settlement.

[3.1.](#) Network element functional model

Figure 2 depicts a logical operational model of resource management in a router.

fulfill the request. Authorization is performed by the Diameter client function which involves contacting an authorization entity through the AAA cloud shown in [Section 3](#). If both checks are successful, the authorized QoS parameters are set in the packet classifier and the packet scheduler. Note that the parameters passed to the Traffic Control function may be different from requested QoS (depending on the authorization decision). Once the requested resource is granted, the Resource Management function provides accounting information to the Authorizing entity using the Diameter client function.

[3.2](#). QoS Authorization Requirements

A QoS authorization application must meet a number of requirements applicable to a diverse set of networking environments and services. It should be compliant with different deployment scenarios with specific QoS signaling models and security issues. Satisfying the requirements listed below while interworking with QoS signaling protocols, a Diameter QoS application should accommodate the capabilities of the QoS signaling protocols rather than introducing functional requirements on them. A list of requirements for a QoS authorization application is provided here:

Inter-domain support

In particular, users may roam outside their home network, leading to a situation where the network element and authorizing entity are in different administrative domains.

Identity-based Routing

The QoS AAA protocol **MUST** route AAA requests to the Authorizing Entity, based on the provided identity of the QoS requesting entity or the identity of the Authorizing entity encoded in the provided authorization token.

Flexible Authentication Support

The QoS AAA protocol **MUST** support a variety of different authentication protocols for verification of authentication information present in QoS signaling messages. The support for these protocols **MAY** be provided indirectly by tying the signaling communication for QoS to a previous authentication protocol exchange (e.g., using network access authentication).

Making an Authorization Decision

The QoS AAA protocol MUST exchange sufficient information between the authorizing entity and the enforcing entity (and vice versa) to compute an authorization decision and to execute this decision.

Triggering an Authorization Process

The QoS AAA protocol MUST allow periodic and event triggered execution of the authorization process, originated at the enforcing entity or even at the authorizing entity.

Associating QoS Reservations and Application State

The QoS AAA protocol MUST carry information sufficient for an application server to identify the appropriate application session and associate it with a particular QoS reservation.

Dynamic Authorization

It MUST be possible for the QoS AAA protocol to push updates towards the network element(s) from authorizing entities.

Bearer Gating

The QoS AAA protocol MUST allow the authorizing entity to gate (i.e., enable/disable) authorized application flows based on e.g., application state transitions.

Accounting Records

The QoS AAA protocol MUST define QoS accounting records containing duration, volume (byte count) usage information and description of the QoS attributes (e.g., bandwidth, delay, loss rate) that were supported for the flow.

Sending Accounting Records

The network element SHOULD send accounting records for a

particular QoS reservation state to the authorizing entity, which plays the role of an accounting entity.

Failure Notification

The QoS AAA protocol MUST allow the network element to report failures, such as loss of connectivity due to movement of a mobile node or other reasons for packet loss, to the authorizing entity.

Zorn, et al.

Expires August 30, 2007

[Page 10]

Internet-Draft

Diameter QoS Application

February 2007

Accounting Correlation

The QoS AAA protocol MUST support the exchange of sufficient information to allow for correlation between accounting records generated by the network elements and accounting records generated by an application server.

Interaction with other AAA Applications

Interaction with other AAA applications such as Diameter Network Access (NASREQ) application [[RFC4005](#)] is required for exchange of authorization, authentication and accounting information.

In deployment scenarios, where authentication of the QoS reservation requesting entity (e.g., the user) is done by means outside the Diameter QoS application protocol interaction the Authorizing Entity is contacted only with a request for QoS authorization. Authentication might have taken place already via the interaction with the Diameter NASREQ application or as part of the QoS signaling protocol (e.g., Transport Layer Security (TLS) handshake in the General Internet Signaling Transport (GIST) protocol, see [[I-D.ietf-nsis-ntlp](#)]).

Authentication of the QoS reservation requesting entity to the Authorizing Entity is necessary if a particular Diameter QoS application protocol run cannot be related (or if there is no intention to relate it) to a prior authentication. In this case the Authorizing Entity MUST authenticate the QoS reservation requesting entity in order to authorize the QoS request as part of the Diameter QoS protocol interaction.

The document refers to three types of sessions that need to be properly correlated.

QoS signaling session

The time period during which a QoS signaling protocol establishes, maintains and deletes a QoS reservation state at the QoS network element is referred as QoS signaling session. Different QoS signaling protocols use different ways to identify QoS signaling sessions. The same applies to different usage environments. Currently, this document supports three types of QoS session identifiers, namely a signaling session id (e.g., the Session Identifier used by the NSIS protocol suite), a flow id (e.g., identifier assigned by an application to a certain flow as used in the 3GPP) and a flow description based on the IP parameters of the flow's end points. The details can be found in [Section 7.4](#).

Zorn, et al.

Expires August 30, 2007

[Page 11]

Internet-Draft

Diameter QoS Application

February 2007

Diameter authorization session

The time period, for which a Diameter server authorizes a requested service (i.e., QoS resource reservation) is referred to as a Diameter authorization session. It is identified by a Session-Id included in all Diameter messages used for management of the authorized service (initial authorization, re-authorization, termination), see [[RFC3588](#)].

Application layer session

The application layer session identifies the duration of an application layer service which requires provision of certain QoS. An application layer session identifier is provided by the QoS requesting entity in the QoS signaling messages, for example as part of the authorization token. In general, the application session identifier is opaque to the QoS aware network elements. It is included in the authorization request message sent to the Authorizing entity and helps it to correlate the QoS authorization request to the application session state information.

Correlating these sessions is done at each of the three involved entities: The QoS requesting entity correlates the application with the QoS signaling sessions. The QoS network element correlates the

QoS signaling session with the Diameter authorization sessions. The Authorizing entity SHOULD bind the information about the three sessions together. Note that in certain scenarios not all of the sessions are present. For example, the application session might not be visible to QoS signaling protocol directly if there is no binding between the application session and the QoS requesting entity using the QoS signaling protocol.

[4.](#) Diameter QoS Authorization Session Establishment and Management

[4.1.](#) Parties involved

Authorization models supported by this application include three parties:

- o Resource requesting entity
- o Network Elements (Diameter QoS clients)
- o Authorizing Entity (Diameter QoS server)

Note that the QoS resource requesting entity is only indirectly involved in the message exchange. This entity provides the trigger to initiate the Diameter QoS protocol interaction by transmitting QoS signaling messages. The Diameter QoS application is only executed between the Network Element (i.e., Diameter QoS client) and the Authorizing Entity (i.e., Diameter QoS server).

The QoS resource requesting entity may communicate with the Authorizing Entity using application layer signaling for negotiation

of service parameters. As part of this application layer protocol interaction, for example using SIP, authentication and authorization might take place. This message exchange is, however, outside the scope of this document. The protocol communication between the the QoS resource requesting entity and the QoS Network Element might be accomplished using the NSIS protocol suite, RSVP or a link layer signaling protocol. A description of these protocols is also outside the scope of this document and a tight coupling with these protocols is not desirable since this applications aims to be generic.

[4.2.](#) Diameter QoS Authorization Session Establishment

Figure 4 shows the protocol interaction between a resource requesting entity, a Network Element and the Authorizing Entity.

A request for a QoS reservation received by a Network Element initiates a Diameter QoS authorization session. The Network Element generates a QoS-Authorization-Request (QAR) message in which it maps required objects from the QoS signaling message to Diameter payload objects.

+-----+-----+	
QoS specific Input Data	Diameter QoS AVPs
+-----+-----+	
Authorizing entity ID (e.g., taken from authorization token or from Network Access ID (NAI), [RFC2486] of the QoS requesting entity)	Destination-Host Destination-Realm
+-----+-----+	
Authorization Token Credentials of	QoS-Authz-Data User-Name

the QoS requesting entity	
+-----+	+-----+
QoS parameters	QoS-Resources
+-----+	+-----+
Flow Identifiers	ExtendedQoSFilterRule
+-----+	+-----+

The Authorizing Entity's identity, information about the application session and/or identity and credentials of the QoS resource requesting entity, requested QoS parameters, signaling session identifier and/or QoS enabled data flows identifiers MAY be encapsulated into respective Diameter AVPs and included into the Diameter message sent to the Authorizing Entity. The QAR is sent to a Diameter server that can either be the home server of the QoS requesting entity or an application server.

Authorization processing starts at the Diameter QoS server when it receives the QAR. Based on the information in the QoS-Authentication-Data, User-Name and QoS-Resources AVPs the server determines the authorized QoS resources and flow state (enabled/disabled) from locally available information (e.g., policy information that may be previously established as part of an application layer signaling exchange, or the user's subscription profile). The authorization decision is then reflected in the response returned to the Diameter client with the QoS-Authorization-Answer message (QAA).

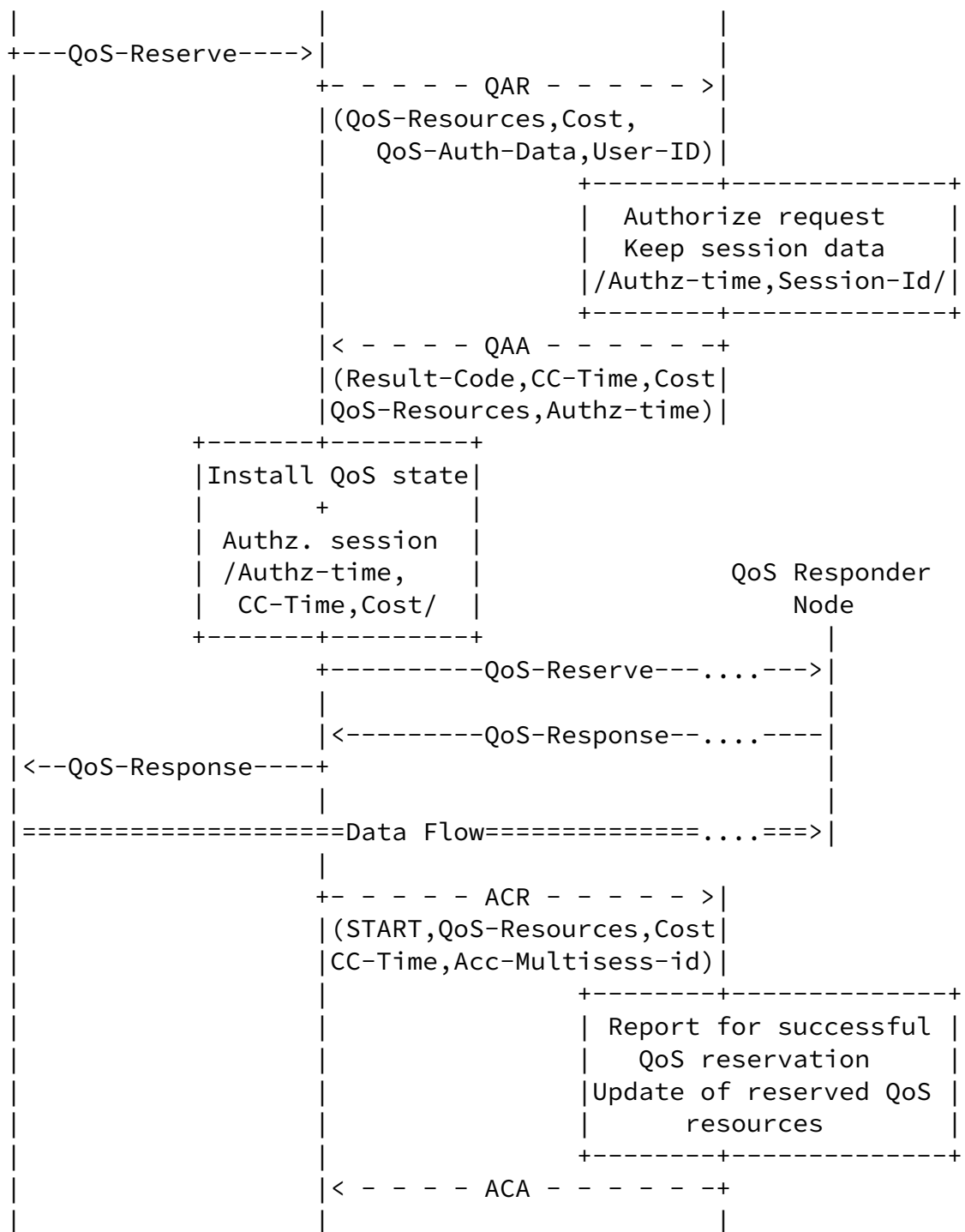


Figure 4: Initial QoS Request Authorization

The Authorizing Entity keeps authorization session state and SHOULD save additional information for management of the session (e.g., Acc-Multi-Session-Id, Signaling-Session-Id, authentication data) as part

of the session state information. A Signaling-session-Id (if present) SHOULD be used together with the generated Acc-Multi-Session-Id AVP (see [Section 7.3](#)) for binding the authorization and the accounting session information in case of end host mobility (i.e., to correlate the Diameter sessions that are initiated for the same signaling session from different QoS NE).

The final result of the authorization request is provided in the Result-Code AVP of the QAA message sent by the Authorizing Entity. In case of successful authorization (i.e., Result-Code = DIAMETER_LIMITED_SUCCESS, (see [Section 7.1](#))), information about the authorized QoS resources and the status of the authorized flow (enabled/disabled) is provided in the QoS-Resources AVP of the QAA message. The QoS information provided via the QAA is installed by the QoS Traffic Control function of the Network Element (see Figure 2). The value DIAMETER_LIMITED_SUCCESS indicates that the Authorizing entity expects confirmation via an accounting message for successful QoS resource reservation and for final reserved QoS resources (see below).

One important piece of information returned from the Authorizing Entity is the authorization lifetime (carried inside the QAA). The authorization lifetime allows the Network Element to determine how long the authorization decision is valid for this particular QoS reservation. A number of factors may influence the authorized session duration, such as the user's subscription plan or currently available credits at the user's account (see [Section 5](#)). The authorization duration is time-based as specified in [\[RFC3588\]](#). For an extension of the authorization period, a new QoS-Authorization-Request/Answer message exchange SHOULD be initiated. Further aspects of QoS authorization session maintenance is discussed in [Section 4.3](#), [Section 4.5](#) and [Section 5](#).

The indication of a successful QoS reservation and activation of the data flow, is provided by the transmission of an Accounting Request (ACR) message, which reports the parameters of the established QoS state: reserved resources, duration of the reservation, identification of the QoS enabled flow/QoS signaling session and accounting parameters. The Diameter QoS server acknowledges the reserved QoS resources with the Accounting Answer (ACA) message where the Result-Code is set to 'DIAMETER_SUCCESS'. Note that the reserved QoS resources reported in the ACR message MAY be different than those initially authorized with the QAA message, due to the QoS signaling specific behavior (e.g., receiver-initiated reservations with One-Path-With-Advertisements) or specific process of QoS negotiation along the data path.

[4.3.](#) QoS authorization session re-authorization

Client and server-side initiated re-authorizations are considered in the design of the Diameter QoS application. Whether the re-authorization events are transparent for the resource requesting entity or result in specific actions in the QoS signaling protocol is outside the scope of the Diameter QoS application. It is directly dependent on the capabilities of the QoS signaling protocol.

In addition, there are a number of options for policy rules according to which the NE (AAA client) contacts the Authorizing Entity for re-authorization. These rules depend on the semantics and contents of the QAA message sent by the Authorizing Entity:

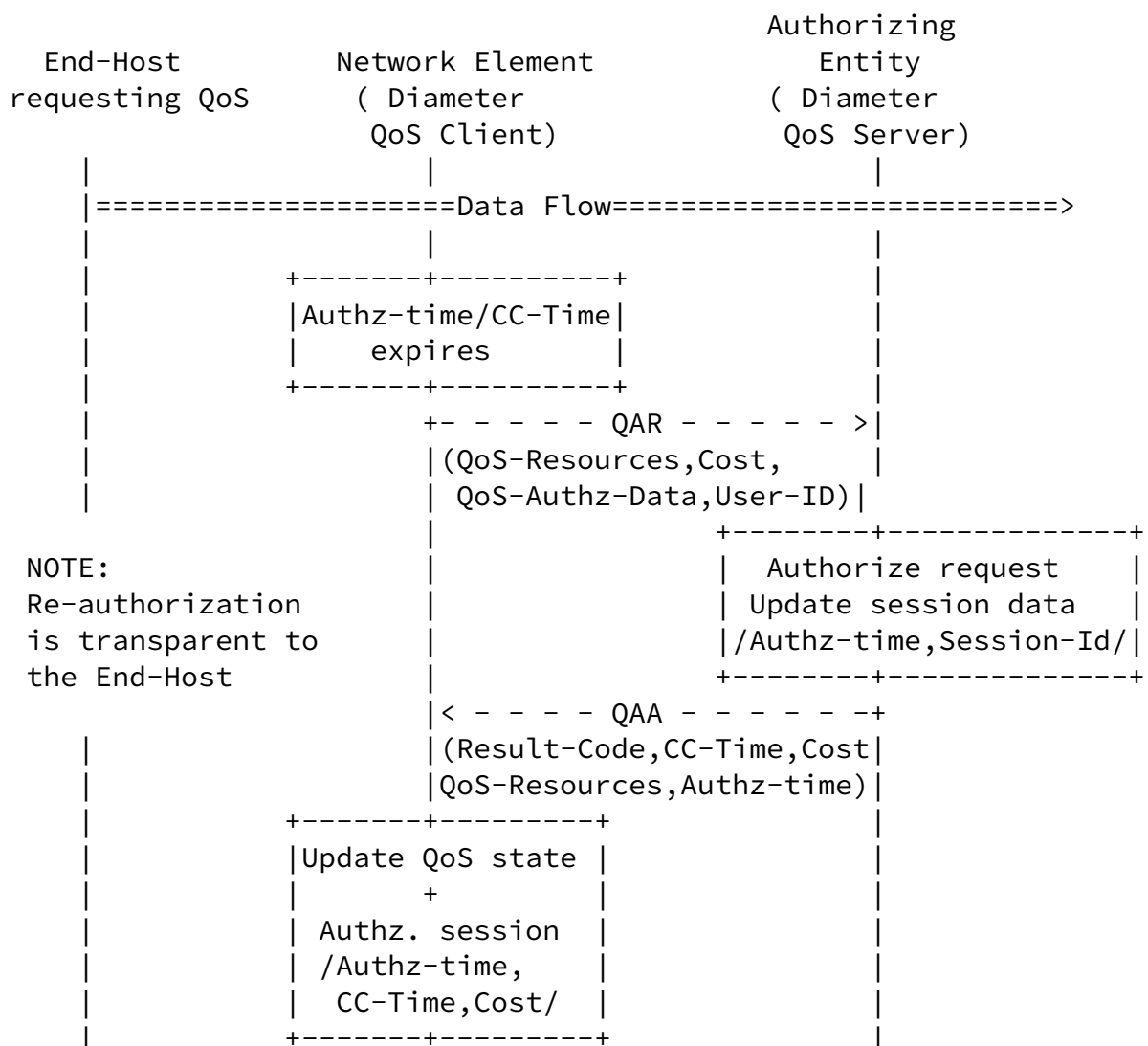
- a. The QAA message contains the authorized parameters of the flow and its QoS and sets their limits (presumably upper). With these parameters the Authorizing Entity specifies the services that the NE can provide and will be financially compensated for. Therefore, any change or request for change of the parameters of the flow and its QoS that do not conform to the authorized limits requires contacting the Authorizing Entity for authorization.
- b. The QAA message contains authorized parameters of the flow and its QoS. The rules that determine whether parameters' changes require re-authorization are agreed out of band, based on a Service Level Agreement (SLA) between the domains of the NE and the Authorizing Entity.
- c. The QAA message contains the authorized parameters of the flow and its QoS. Any change or request for change of these parameters requires contacting the Authorizing entity for re-authorization.
- d. In addition to the authorized parameters of the flow and its QoS, the QAA message contains policy rules that determine the NEs actions in case of change or request for change in authorized parameters.

Provided options are not exhaustive. Elaborating on any of the listed approaches is deployment /solution specific and is not considered in the current document.

[4.3.1.](#) Client-Side Initiated Re-Authorization

The Authorizing Entity provides the duration of the authorization session as part of the QoS-Authorization-Answer message (QAA). At any time before expiration of this period, a new QoS-Authorization-Request message (QAR) MAY be sent to the Authorizing Entity. The transmission of the QAR MAY be triggered when the Network Element receives a QoS signaling message that requires modification of the authorized parameters of an ongoing QoS session, when authorization

lifetime expires or by an accounting event, see [Section 5](#) and Figure 5).



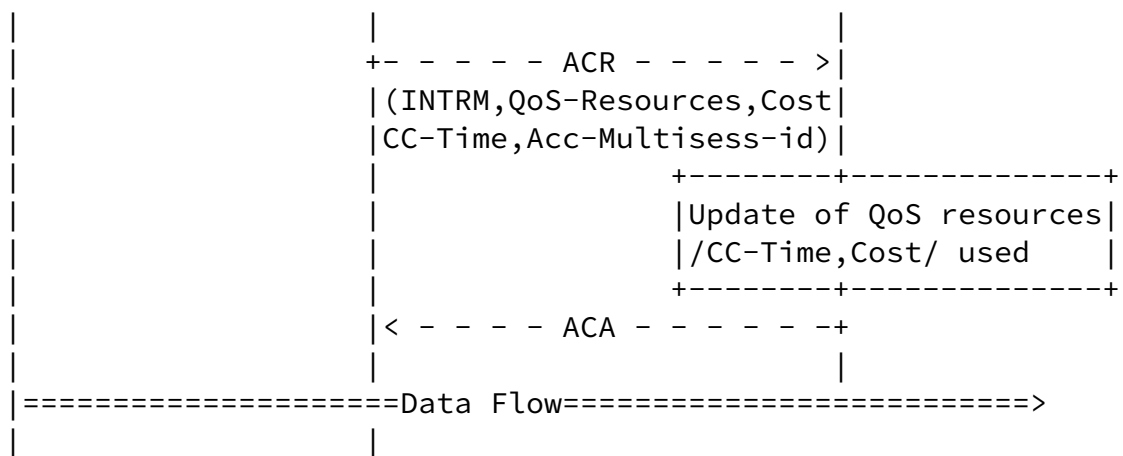


Figure 5: QoS request re-authorization

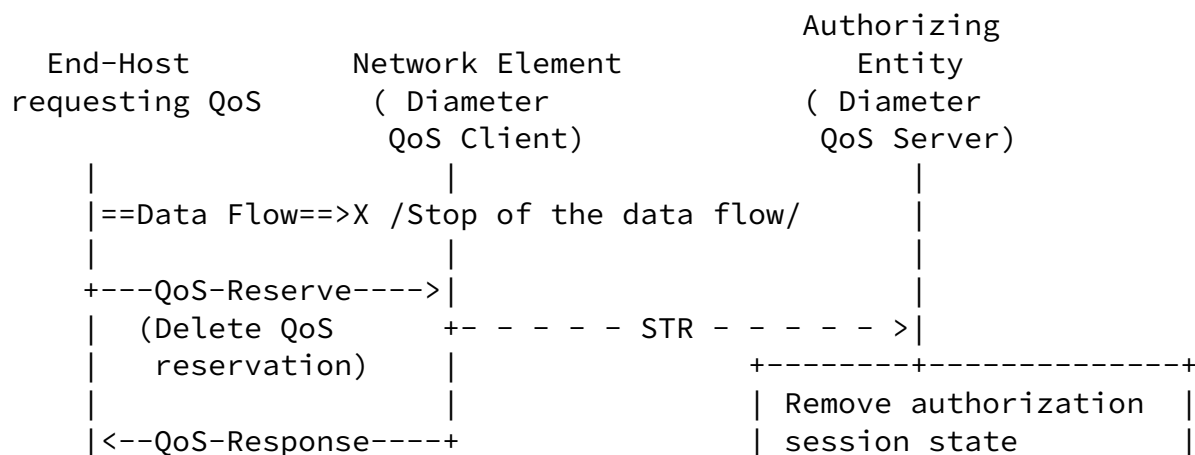
[4.3.2.](#) Server-Side Initiated Re-Authorization

The Authorizing Entity MAY optionally initiate a QoS re-authorization by issuing a Re-Auth-Request message (RAR) as defined in the Diameter base protocol [[RFC3588](#)]. A Network Element client that receives such a RAR message with Session-Id matching a currently active QoS session acknowledges the request by sending the Re-Auth-Answer (RAA) message and MUST initiate a QoS reservation re-authorization by sending a QoS-Authorization-Request (QAR) message towards the Authorizing entity.

[4.4.](#) Server-Side Initiated QoS Parameter Provisioning

In certain deployment scenarios (mostly applicable for local QoS provision) an active control over the QoS resource and QoS enabled data flows from the network side is required. Therefore, the Authorizing Entity is enabled to update installed QoS parameters and flow state at the Network Element by sending a QoS-Install Request message (QIR). Network Elements MUST apply the updates and respond with an QoS-Install Answer message (QIA). This functionality, for example, allows the update of already authorized flow status of an established QoS reservation due to a change at the application layer session (see Figure 6).

requesting deletion of the existing QoS reservation state or it can be caused as a result of a soft-state expiration of the QoS reservation state. After a successful termination of the authorization session, final accounting messages MUST be exchanged (see Figure 7). It should be noted that the two sessions (authorization and accounting) have independent management by the Diameter base protocol, which allows for finalizing the accounting session after the end of the authorization session.



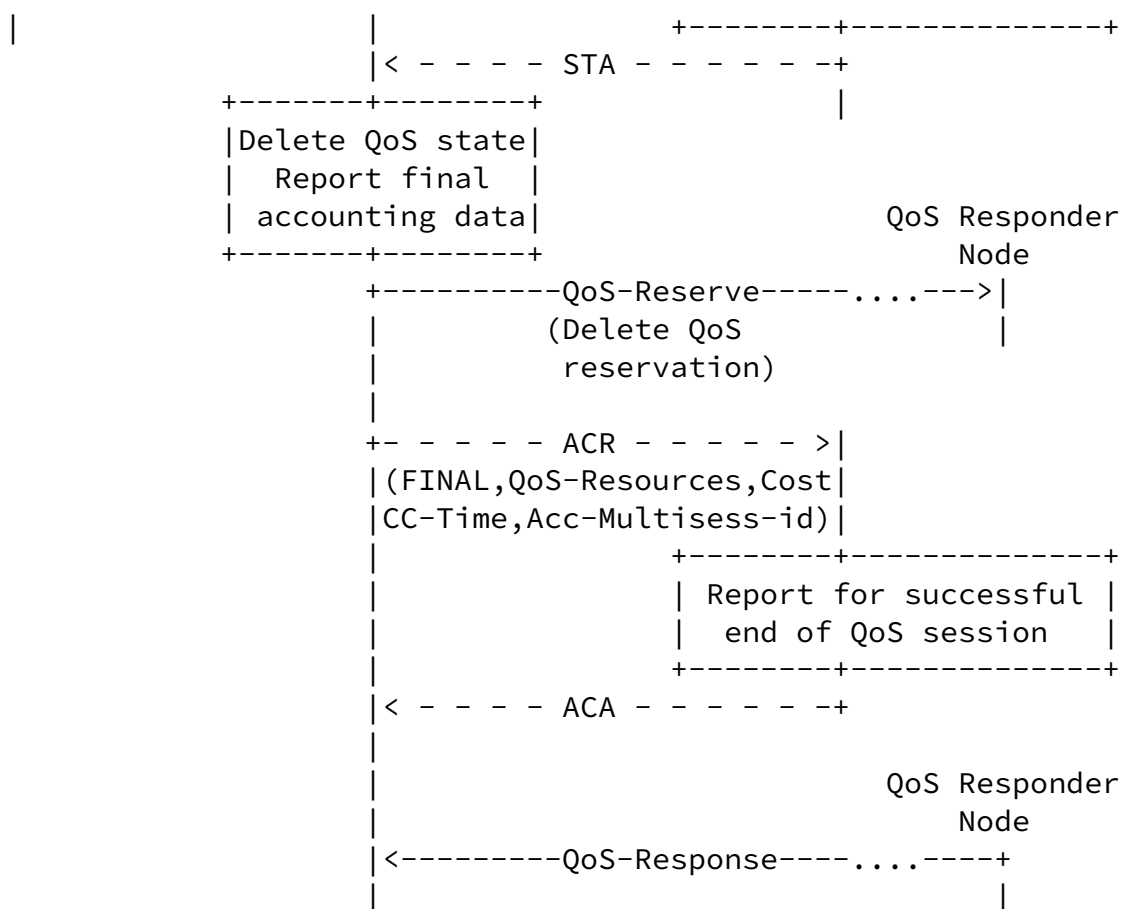


Figure 7: Client-Side Initiated Session Termination

4.5.2. Server-Side Initiated Session Termination

At anytime during a session the Authorizing Entity MAY send an Abort-Session-Request message (ASR) to the Network Element. This is a Diameter base protocol function and it is defined in [\[RFC3588\]](#). Possible reasons for initiating the ASR message to the Network Element are insufficient credits or session termination at the application layer. The ASR message results in termination of the authorized session, release of the reserved resources at the Network

Element and transmission of an appropriate QoS signaling message indicating a notification to other Network Elements aware of the signaling session. A final accounting message exchange MUST be triggered as a result of this ASR message exchange (see Figure 8).

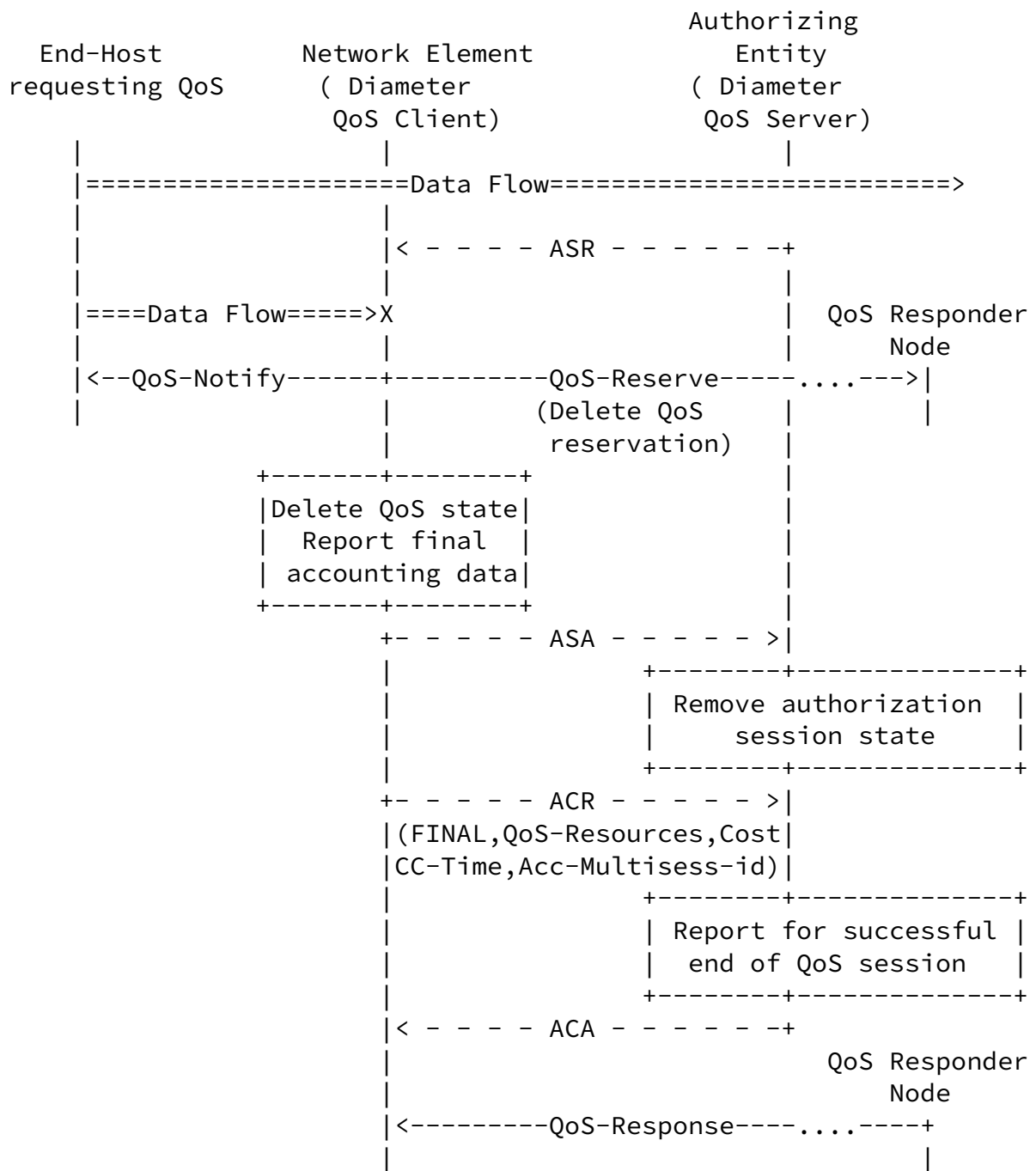


Figure 8: Server-Side Initiated Session Termination

5. Accounting

The Diameter QoS application provides accounting for usage of reserved QoS resources. Diameter QoS accounting has built-in support for online, duration based accounting. This accounting is based on the notion that the Diameter QoS clients are in the best position to determine the cost of those resources.

In the Diameter QoS application, the router MAY send a Cost-Information AVP (see [[RFC4006](#)]) in the QAR. If the Cost-Information AVP includes a Cost-Unit AVP (see [[RFC4006](#)]) then the Cost-Unit SHOULD be "minute". The Cost-Information AVPs represent the cost to allocate the resources requested in the QoS-Resources AVP included in the same QAR message. The QAR MAY optionally contain a Tariff-Time-Change AVP (see [[RFC4006](#)]) which is the time at which the cost will change, a second Cost-Information AVP, which is the cost of the reserved resources after the tariff time change, and a second Tariff-Time-Change, which is the time at which the tariff would change again. Either all three or none of these AVPs MUST be present in the QAR.

The Resource Authorizing Entity returns a CC-Time AVP (see [[RFC4006](#)]) in the QAA message which is the total authorized gate-on time for the service. If the QAR included two Tariff-Time-Change AVPs, the current time plus the CC-Time AVP returned in the QAA MUST NOT exceed the second Tariff-Time-Change AVP from the QAR. Based on information in the Cost-Information AVPs, the Resource Authorizing Entity can use the CC-Time AVP to guarantee that the total cost of the session will not exceed a certain threshold, which allows, for example, support of prepaid users.

Each ACR message contains a triplet of QoS-Resources AVP, Cost-Information AVP, and CC-Time AVP. This represents the total time consumed at the given cost for the given resources. Note that an ACR message MUST be sent separately for each interval defined by the Tariff-Time-Change AVPs and the expiration of the CC-Time returned in the QAA (see Figure 5).

The Network Element starts an accounting session by sending an Accounting-Request message (ACR) after successful QoS reservation and activation of the data flow (see Figure 4). After every successful re-authorization procedure the Network element MUST initiate an interim accounting message exchange (see Figure 5). After successful session termination the Network element MUST initiate a final exchange of accounting messages for terminating of the accounting session and reporting final records for the usage of the QoS resources reserved (see Figure 7).

Internet-Draft

Diameter QoS Application

February 2007

6. Diameter QoS Authorization Application Messages

The Diameter QoS Application requires the definition of new mandatory AVPs and Command-codes (see [Section 3 of \[RFC3588\]](#)). Four new Diameter messages are defined along with Command-Codes whose values MUST be supported by all Diameter implementations that conform to this specification.

Command-Name	Abbrev.	Code	Reference
QoS-Authz-Request	QAR	[TBD]	Section 6.1
QoS-Authz-Answer	QAA	[TBD]	Section 6.2
QoS-Install-Request	QIR	[TBD]	Section 6.3
QoS-Install-Answer	QIA	[TBD]	Section 6.4

In addition, the following Diameter Base protocol messages are used in the Diameter QoS application:

Command-Name	Abbrev.	Code	Reference
Accounting-Request	ACR	271	RFC 3588
Accounting-Request	ACR	271	RFC 3588
Accounting-Answer	ACA	271	RFC 3588
Re-Auth-Request	RAR	258	RFC 3588
Re-Auth-Answer	RAA	258	RFC 3588
Abort-Session-Request	ASR	274	RFC 3588
Abort-Session-Answer	ASA	274	RFC 3588
Session-Term-Request	STR	275	RFC 3588
Session-Term-Answer	STA	275	RFC 3588

Diameter nodes conforming to this specification MAY advertise support by including the value of TBD in the Auth-Application-Id or the Acct-Application-Id AVP of the Capabilities-Exchange-Request and Capabilities-Exchange-Answer commands, see [\[RFC3588\]](#).

The value of TBD MUST be used as the Application-Id in all QAR/QAA and QIR/QIA commands.

The value of TBD MUST be used as the Application-Id in all ACR/ACA commands, because this application defines new, mandatory AVPs for accounting.

The value of zero (0) SHOULD be used as the Application-Id in all STR/STA, ASR/ASA, and RAR/RAA commands, because these commands are defined in the Diameter base protocol and no additional mandatory AVPs for those commands are defined in this document.

[6.1.](#) QoS-Authorization Request (QAR)

The QoS-Authorization-Request message (QAR) indicated by the Command-Code field (see [Section 3 of \[RFC3588\]](#)) set to TBD and 'R' bit set in the Command Flags field is used by Network elements to request quality of service related resource authorization for a given flow.

The QAR message MUST carry information for signaling session identification, Authorizing Entity identification, information about the requested QoS, and the identity of the QoS requesting entity. In addition, depending on the deployment scenario, an authorization token and credentials of the QoS requesting entity SHOULD be included.

The message format, presented in ABNF form [[RFC2234](#)], is defined as follows:

```
<QoS-Request> ::= < Diameter Header: XXX, REQ, PXY >
                   < Session-Id >
                   { Auth-Application-Id }
                   { Origin-Host }
                   { Origin-Realm }
                   { Destination-Realm }
                   { Auth-Request-Type }
                   [ Destination-Host ]
                   [ User-Name ]
                   * [ QoS-Resources ]
                   [ QoS-Authz-Data ]
                   [ Cost-Information ]
                   [ Acc-Multisession-Id ]
                   [ Bound-Auth-Session-Id ]
                   * [ AVP ]
```

[6.2.](#) QoS-Authorization Answer (QAA)

The QoS-Authorization-Answer message (QAA), indicated by the Command-Code field set to TBD and 'R' bit cleared in the Command Flags field is sent in response to the QoS-Authorization-Request message (QAR). If the QoS authorization request is successfully authorized, the response will include the AVPs to allow authorization of the QoS resources as well as accounting and transport plane gating information.

The message format is defined as follows:

```
<QoS-Answer> ::= < Diameter Header: XXX, PXY >
                  < Session-Id >
                  { Auth-Application-Id }
                  { Auth-Request-Type }
                  { Result-Code }
                  { Origin-Host }
                  { Origin-Realm }
                  * [ QoS-Resources ]
                  [ CC-Time ]
                  [ Acc-Multisession-Id ]
                  [ Session-Timeout ]
                  [ Authz-Session-Lifetime ]
                  [ Authz-Grace-Period ]
                  * [ AVP ]
```

[6.3.](#) QoS-Install Request (QIR)

The QoS-Install Request message (QIR), indicated by the Command-Code field set to TBD and 'R' bit set in the Command Flags field is used by Authorizing entity to install or update the QoS parameters and the flow state of an authorized flow at the transport plane element.

The message MUST carry information for signaling session identification or identification of the flow to which the provided QoS rules apply, identity of the transport plane element, description of provided QoS parameters, flow state and duration of the provided authorization.

The message format is defined as follows:

```
<QoS-Install-Request> ::= < Diameter Header: XXX, REQ, PXY >
    < Session-Id >
    { Auth-Application-Id }
    { Origin-Host }
    { Origin-Realm }
    { Destination-Realm }
    { Auth-Request-Type }
    [ Destination-Host ]
    * [ QoS-Resources ]
    [ Session-Timeout ]
    [ Authz-Session-Lifetime ]
    [ Authz-Grace-Period ]
    [ Authz-Session-Volume ]
    * [ AVP ]
```

[6.4.](#) QoS-Install Answer (QIA)

The QoS-Install Answer message (QIA), indicated by the Command-Code field set to TBD and 'R' bit cleared in the Command Flags field is sent in response to the QoS-Install Request message (QIR) for confirmation of the result of the installation of the provided QoS reservation instructions.

The message format is defined as follows:

```
<QoS-Install-Answer> ::= < Diameter Header: XXX, PXY >
    < Session-Id >
    { Auth-Application-Id }
    { Origin-Host }
    { Origin-Realm }
    { Result-Code }
    * [ QoS-Resources ]
    * [ AVP ]
```

[6.5.](#) Accounting Request (ACR)

The Accounting Request message (ACR), indicated by the Command-Code field set to 271 and 'R' bit set in the Command Flags field is used by Network Element to report parameters of the authorized and established QoS reservation.

The message MUST carry accounting information authorized QoS resources and its usage, e.g., QoS-Resources, CC-Time, CC-Cost, Acc-Multi-Session-Id.

The message format is defined as follows:

```
<Accounting-Request> ::= < Diameter Header: XXX, REQ, PXY >
                        < Session-Id >
                        { Acct-Application-Id }
                        { Destination-Realm }
                        [ Destination-Host ]
                        [ Accounting-Record-Type ]
                        [ Accounting-Record-Number ]
                        * [ QoS-Resources ]
                        [ Cost-Information ]
                        [ CC-Time ]
                        [ Acc-Multi-Session-Id ]
                        * [ AVP ]
```

[6.6.](#) Accounting Answer (ACA)

The Accounting Answer message (ACA), indicated by the Command-Code field set to 271 and 'R' bit cleared in the Command Flags field is sent in response to the Accounting Request message (ACR) as an acknowledgment of the ACR message and MAY carry additional management information for the accounting session, e.g. Acc-Interim-Interval AVP.

The message format is defined as follows:

```
<Accounting-Answer> ::= < Diameter Header: XXX, PXY >
                        < Session-Id >
```

```
{ Acct-Application-Id }  
[ Result-Code ]  
[ Accounting-Record-Type ]  
[ Accounting-Record-Number ]  
[ Acc-Multi-Session-Id ]  
* [ AVP ]
```

[7.](#) Diameter QoS Authorization Application AVPs

Each of the AVPs identified in the QoS-Authorization-Request/Answer and QoS-Install-Request/Answer messages and the assignment of their value(s) is given in this section.

[7.1.](#) Diameter Base Protocol AVPs

The Diameter QoS application uses a number of session management AVPs, defined in the Base Protocol ([[RFC3588](#)]).

Attribute Name	AVP Code	Reference [RFC3588]
Origin-Host	264	Section 6.3
Origin-Realm	296	Section 6.4
Destination-Host	293	Section 6.5
Destination-Realm	283	Section 6.6
Auth-Application-Id	258	Section 6.8
Result-Code	268	Section 7.1
Auth-Request-Type	274	Section 8.7
Session-Id	263	Section 8.8
Authz-Lifetime	291	Section 8.9
Authz-Grace-Period	276	Section 8.10
Session-Timeout	27	Section 8.13
User-Name	1	Section 8.14

The Auth-Application-Id AVP (AVP Code 258) is assigned by IANA to Diameter applications. The value of the Auth-Application-Id for the Diameter QoS application is TBD.

[7.2](#). Credit Control Application AVPs

The Diameter QoS application provides accounting for usage of reserved QoS resources. Diameter QoS accounting has built-in support for online, duration based accounting. For this purpose it re-uses a number of AVPs defined in Diameter Credit Control application. [[RFC4006](#)].

Attribute Name	AVP Code	Reference [RFC4006]
Cost-Information AVP	423	Section 8.7
Unit-Value AVP	445	Section 8.8
Currency-Code AVP	425	Section 8.11
Cost-Unit AVP	424	Section 8.12
CC-Time AVP	420	Section 8.21
Tariff-Time-Change AVP	451	Section 6.20

Usage of the listed AVPs is described in [Section 5](#)

Diameter QoS application is designed to independently provide credit control over the controlled QoS resources. However, deployment scenarios, where Diameter QoS application is collocated with Diameter Credit Control application, are not excluded. In such scenarios the credit control over the QoS resources might be managed by the Credit control application. Possible interworking approach might be a usage of Credit-Control AVP (AVP Code 426) with a newly defined value. It will indicate to the Diameter QoS entities that the credit control over the QoS resources would be handled in separate session by Credit Control application. An active cooperation of both applications would be required but it is not elaborated further in this document.

[7.3.](#) Accounting AVPs

The Diameter QoS application uses Diameter Accounting and accounting AVPs as defined in [Section 9 of \[RFC3588\]](#). Additional description of the usage of some of them in the QoS authorization context is provided:

Attribute Name	AVP Code	Reference [RFC3588]
Acct-Application-Id	259	Section 6.9
Accounting-Record-Type	480	Section 9.8.1
Accounting-Interim-Interval	85	Section 9.8.2
Accounting-Record-Number	485	Section 9.8.3
Accounting-Realtime-Required	483	Section 9.8.7
Acc-Multi-Session-ID	50	Section 9.8.5

The following AVP needs further explanation:

Acct-Application-Id AVP

The Acct-Application-Id AVP (AVP Code 259) is assigned by IANA to Diameter applications. The value of the Acct-Application-Id for the Diameter QoS application is TBD (TBD).

Acc-Multisession-ID

Acc-Multi-Session-ID AVP (AVP Code 50) SHOULD be used to link multiple accounting sessions together, allowing the correlation of accounting information. This AVP MAY be returned by the Diameter server in a QoS-Authorization-Answer message (QAA), and MUST be used in all accounting messages for the given session.

[7.4.](#) Diameter QoS Application Defined AVPs

This section defines the Quality of Service AVPs that are specific to the Diameter QoS application.

Internet-Draft

Diameter QoS Application

February 2007

The following table describes the Diameter AVPs used in the QoS Application, their AVP code values, types, possible flag values, and whether the AVP may be encrypted.

				AVP Flag rules			
Attribute Name	AVP Code	Section Defined	Data Type	SHLD MUST			
				MUST	MAY	NOT	NOT
QoS-Flow-State	TBD	7.4	Enumerated	M	P		V
QSPEC	TBD	7.4	OctetString	M	P		V
ExtendedQoSFilterRule	TBD	7.4	OctetString	M	P		V
QoS-Authz-Data	TBD	7.4	Grouped	M	P		V
QoS-Resources	TBD	7.4	Grouped	M	P		V
Bound-Auth-Session-Id	TBD	7.4	UTF8String	M	P		V
M - Mandatory bit. An AVP with "M" bit set and its value MUST be supported and recognized by a Diameter entity in order the message, which carries this AVP, to be accepted. P - Indicates the need for encryption for end-to-end security. V - Vendor specific bit that indicates whether the AVP belongs to a address space.							

ExtendedQoSFilterRule

The ExtendedQoSFilterRule format is derived from the OctetString AVP Base Format. It uses the ASCII charset.

The ExtendedQoSFilterRule MUST follow the format:

Internet-Draft

Diameter QoS Application

February 2007

action dir proto from src to dst [options]

Labels	Description
action	Action associated with the packet treatment. Basic actions are described in the IPFilterRule and extended for usage with QoS treatment.
dir	Direction of the packet follow the filter applies to. A basic description can be found with the IPFilterRule. Examples are in, out and both.
proto	Protocol A description can be found with the IPFilterRule.
src and dst	<address/mask> [ports] A description can be found with the IPFilterRule.
flow-label	IPv6 Flow Label A description can be found in TBD.
dscp	Diffserv Codepoints A description can be found in TBD.
ipsec-spi	IPsec Security Parameter Index (SPI) A description can be found in TBD.
qos-id	A unique id referencing the applicable QoS parameters that need to be applied to the specified packets.

Rules for the appropriate direction are evaluated in order, with the first matched rule terminating the evaluation. Each packet is evaluated once. If no rule matches, the packet is treated as best effort. An access device that is unable to interpret or apply a QoS rule SHOULD NOT terminate the session.

QoS-ID

The QoS-ID AVP (AVP Code TBD) is of type Unsigned32 and references the QSPEC.

QoS-Flow-State

The QoS-Flow-State AVP (AVP Code TBD) is of type Enumerated. It gives an indication by the Authorizing entity as to how the flow MUST be treated. When included in a QAA message, it contains an action to be performed on the state of the flow to which the

message applies. The values supported are:

- 0 Open - Enable the transport plane service, for which the signaling has been performed.
- 1 Close - Disable the transport plane service
- 2 Maintain - Do not alter the current state (enabled/disabled) of the transport plane service.

The QoS-Flow-State is an optional AVP. When not included in a QAA response, the default behavior is to immediately allow the flow of packets (Open).

The behavior of Close (0) for the QoS-Flow-State refers to the case where a QoS reservation exists but it is not activated and therefore not charged. For time-based charging the time interval where the gate is closed will not be included of the chargeable time interval. The QoS model might give some indication whether an established QoS reservation needs to be freed or needs to be removed only if not enough resources are available.

QSPEC

The QSPEC AVP (AVP Code TBD) is of type OctetString and contains QoS parameter information. The Quality of Service parameters are defined in [[I-D.korhonen-dime-qos-parameters](#)].

QoS-Resources

The QoS-Resources AVP (AVP Code TBD) is of type Grouped and includes description of the resources that have been requested by the user or authorized for a particular QoS request. More than one MAY be included into a message.

```
QoS-Resources ::= < AVP Header: XXX >
    * [ ExtendedQoSFilterRule ]
    * [ QoS-Parameter ]
      [ QoS-Flow-State ]
    * [ AVP ]
```

QoS-Authz-Data

The QoS-Authz-Data AVP (AVP Code TBD) is of type OctetString. It is a container that carries application session or user specific data that has to be supplied to the Authorizing entity as input to the computation of the authorization decision.

Bound-Authentication-Session-Id

The Bound-Authentication-Session AVP (AVP Code TBD) is of type UTF8String. It carries the id of the Diameter authentication session that is used for the network access authentication (NASREQ authentication session). It is used to tie the QoS authorization request to a prior authentication of the end host done by a co-located application for network access authentication (Diameter NASREQ) at the QoS NE.

QoS-Parameter

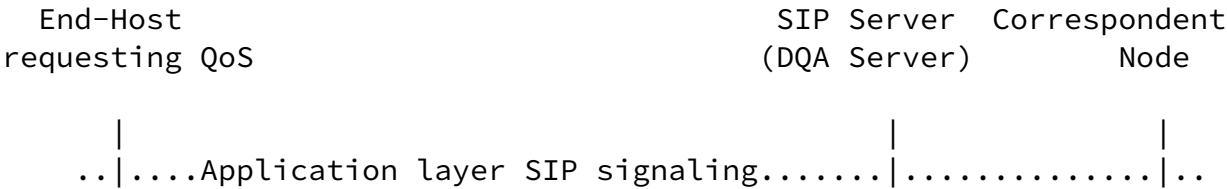
The QoS-Parameter AVP (AVP Code TBD) is of type Grouped and ties

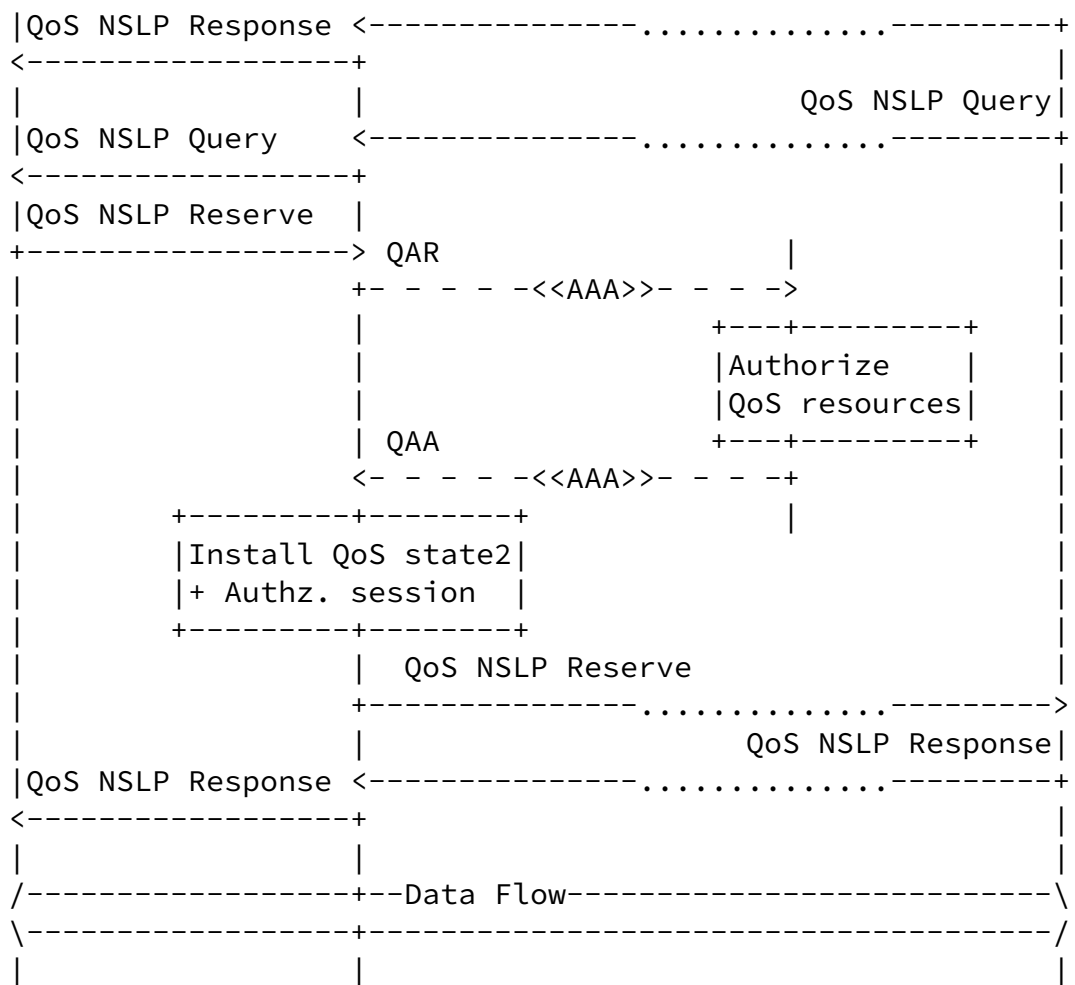
the QoS-ID AVP together to the QSPEC AVP.

```
QoS-Parameter ::= < AVP Header: XXX >
                * [ QoS-ID ]
                * [ QSPEC ]
                * [ AVP ]
```

8. Examples

This section presents an example of the interaction between the application layer signaling and the QoS signaling along the data path. The application layer signaling is, in this example, provided using SIP. Signaling for a QoS resource reservation is done using the QoS NSLP. The authorization of the QoS reservation request is done by the Diameter QoS application (DQA).





.-.-.-.- SIP signaling
 ----- QoS NSLP signaling
 - - - - - Diameter QoS Application messages
 ===== Mapping of objects between QoS and AAA protocol

Figure 25: Token-based QoS Authorization Example

The communication starts with SIP signaling between the two end points and the SIP server for negotiation and authorization of the requested service and its parameters (see Figure 25). As a part of the process, the SIP server verifies whether the user at Host A is authorized to use the requested service (and potentially the ability

to be charged for the service usage). Negotiated session parameters

are provided to the end host.

Subsequently, Host A initiates a QoS signaling message towards Host B. It sends a QoS NSLP Reserve message, in which it includes description of the required QoS (QSPEC object) and authorization data for negotiated service session (part of the POLICY_DATA object). Authorization data includes, as a minimum, the identity of the authorizing entity (e.g., the SIP server) and an identifier of the application service session for which QoS resources are requested.

A QoS NSLP Reserve message is intercepted and processed by the first QoS aware Network Element. The NE uses the Diameter QoS application to request authorization for the received QoS reservation request. The identity of the Authorizing Entity (in this case the SIP server that is co-located with a Diameter server) is put into the Destination-Host AVP, any additional session authorization data is encapsulated into the QoS-Authz-Data AVP and the description of the QoS resources is included into QoS-Resources AVP. In addition, the NE rates the requested QoS resources and announces the charging rate into the Cost-Information AVP. These AVPs are included into a QoS Authorization Request message, which is sent to the Authorizing entity.

A Diameter QAR message will be routed through the AAA network to the Authorizing Entity. The Authorizing Entity verifies the requested QoS against the QoS resources negotiated for the service session and replies with QoS-Authorization answer (QAA) message. It carries the authorization result (Result-Code AVP) and the description of the authorized QoS parameters (QoS-Resources AVP), as well as duration of the authorization session (Authorization-Lifetime AVP) and duration of the time (CC-Time) for which the end-user should be charged with the rate announced in the QAR message. The NE interacts with the traffic control function and installs the authorized QoS resources and forwards the QoS NSLP Reserve message further along the data path.

Note that the example above shows a sender-initiated reservation from the End-Host towards the corresponding node and a receiver-initiated reservation from the correspondent node towards the End-Host.

[9.](#) IANA Considerations

TBD

10. Security Considerations

This document describes a mechanism for performing authorization of a QoS reservation at a third party entity. Therefore, it is necessary that the QoS signaling application to carry sufficient information that should be forwarded to the backend AAA server. This functionality is particularly useful in roaming environments where the authorization decision is most likely provided at an entity where the user can be authorized, such as in the home realm.

QoS signaling application MAY re-use the authenticated identities used for the establishment of the secured transport channel for the signaling messages, e.g., TLS or IPsec between the end host and the policy aware QoS NE. In addition, a collocation of the QoS NE with, for example, the Diameter NASREQ application (see [[RFC4005](#)]) may allow the QoS authorization to be based on the authenticated identity used during the network access authentication protocol run. If a co-located deployment is not desired then special security protection is required to ensure that arbitrary nodes cannot reuse a previous authentication exchange to perform an authorization decision.

Additionally, QoS authorization might be based on the usage of authorization tokens that are generated by the Authorizing Entity and provided to the end host via application layer signaling.

The impact of the existence of different authorization models is (with respect to this Diameter QoS application) the ability to carry different authentication and authorization information.

[11.](#) Acknowledgements

The authors would like to thank John Loughney and Allison Mankin for their input to this document. In September 2005 Robert Hancock, Jukka Manner, Cornelia Kappler, Xiaoming Fu, Georgios Karagiannis and Elwyn Davies provided a detailed review. Robert also provided us with good feedback earlier in 2005. Jerry Ash provided us review comments late 2005/early 2006.

[Editor's Note: Acknowledgements need to be updated.]

[12.](#) Contributors

The authors would like to thank Tseno Tsenov (tseno.tsenov@gmail.com) and Frank Alfano (falfano@lucent.com) for starting the Diameter Quality of Service work within the IETF, for your significant draft contributions and for being the driving force for the first few draft versions.

[Editor's Note: A bit of history needs to be included here.]

Zorn, et al.

Expires August 30, 2007

[Page 41]

Internet-Draft

Diameter QoS Application

February 2007

13. Open Issues

Open issues related to this draft are listed at the issue tracker available at: <http://www.tschofenig.com:8080/diameter-qos/>

14. References

14.1. Normative References

[I-D.korhonen-dime-qos-parameters]

Korhonen, J. and H. Tschofenig, "Quality of Service Parameters for RADIUS and Diameter",
[draft-korhonen-dime-qos-parameters-00.txt](#) (work in progress), February 2006.

[RFC2119] Bradner, S., "Key words for use in RFCs to Indicate

Requirement Levels", [BCP 14](#), [RFC 2119](#), March 1997.

- [RFC2234] Crocker, D., Ed. and P. Overell, "Augmented BNF for Syntax Specifications: ABNF", [RFC 2234](#), November 1997.
- [RFC3588] Calhoun, P., Loughney, J., Guttman, E., Zorn, G., and J. Arkko, "Diameter Base Protocol", [RFC 3588](#), September 2003.
- [RFC4005] Calhoun, P., Zorn, G., Spence, D., and D. Mitton, "Diameter Network Access Server Application", [RFC 4005](#), August 2005.
- [RFC4006] Hakala, H., Mattila, L., Koskinen, J-P., Stura, M., and J. Loughney, "Diameter Credit-Control Application", [RFC 4006](#), August 2005.

[14.2](#). Informative References

- [I-D.ietf-nsis-ntlp] Schulzrinne, H. and R. Hancock, "GIST: General Internet Signaling Transport", [draft-ietf-nsis-ntlp-11](#) (work in progress), August 2006.
- [I-D.ietf-nsis-qos-nslp] Manner, J., "NSLP for Quality-of-Service Signaling", [draft-ietf-nsis-qos-nslp-12](#) (work in progress), October 2006.
- [RFC2210] Wroclawski, J., "The Use of RSVP with IETF Integrated Services", [RFC 2210](#), September 1997.
- [RFC2327] Handley, M. and V. Jacobson, "SDP: Session Description Protocol", [RFC 2327](#), April 1998.
- [RFC2486] Aboba, B. and M. Beadles, "The Network Access Identifier", [RFC 2486](#), January 1999.

Zorn, et al.

Expires August 30, 2007

[Page 43]

Internet-Draft

Diameter QoS Application

February 2007

- [RFC2749] Herzog, S., Boyle, J., Cohen, R., Durham, D., Rajan, R., and A. Sastry, "COPS usage for RSVP", [RFC 2749](#), January 2000.

- [RFC2753] Yavatkar, R., Pendarakis, D., and R. Guerin, "A Framework for Policy-based Admission Control", [RFC 2753](#), January 2000.
- [RFC2865] Rigney, C., Willens, S., Rubens, A., and W. Simpson, "Remote Authentication Dial In User Service (RADIUS)", [RFC 2865](#), June 2000.
- [RFC3313] Marshall, W., "Private Session Initiation Protocol (SIP) Extensions for Media Authorization", [RFC 3313](#), January 2003.
- [RFC3520] Hamer, L-N., Gage, B., Kosinski, B., and H. Shieh, "Session Authorization Policy Element", [RFC 3520](#), April 2003.
- [RFC3521] Hamer, L-N., Gage, B., and H. Shieh, "Framework for Session Set-up with Media Authorization", [RFC 3521](#), April 2003.
- [RFC4027] Josefsson, S., "Domain Name System Media Types", [RFC 4027](#), April 2005.

Authors' Addresses

Glen Zorn (editor)
Cisco

Email: gwz@cisco.com

Peter J. McCann
Motorola Labs
1301 E. Algonquin Rd
Schaumburg, IL 60196
USA

Phone: +1 847 576 3440
Email: pete.mccann@motorola.com

Hannes Tschofenig
Siemens Networks GmbH & Co KG
Otto-Hahn-Ring 6
Munich, Bavaria 81739
Germany

Email: Hannes.Tschofenig@siemens.com
URI: <http://www.tschofenig.com>

Tina Tsou
Huawei
Shenzhen,
P.R.C

Email: tena@huawei.com

Avri Doria
Lulea University of Technology
Arbetsvetenskap
Lulea, SE-97187
Sweden

Email: avri@ltu.se

Internet-Draft

Diameter QoS Application

February 2007

Full Copyright Statement

Copyright (C) The IETF Trust (2007).

This document is subject to the rights, licenses and restrictions contained in [BCP 78](#), and except as set forth therein, the authors retain all their rights.

This document and the information contained herein are provided on an "AS IS" basis and THE CONTRIBUTOR, THE ORGANIZATION HE/SHE REPRESENTS OR IS SPONSORED BY (IF ANY), THE INTERNET SOCIETY, THE IETF TRUST AND THE INTERNET ENGINEERING TASK FORCE DISCLAIM ALL WARRANTIES, EXPRESS OR IMPLIED, INCLUDING BUT NOT LIMITED TO ANY WARRANTY THAT THE USE OF THE INFORMATION HEREIN WILL NOT INFRINGE ANY RIGHTS OR ANY IMPLIED WARRANTIES OF MERCHANTABILITY OR FITNESS FOR A PARTICULAR PURPOSE.

Intellectual Property

The IETF takes no position regarding the validity or scope of any Intellectual Property Rights or other rights that might be claimed to pertain to the implementation or use of the technology described in this document or the extent to which any license under such rights might or might not be available; nor does it represent that it has made any independent effort to identify any such rights. Information on the procedures with respect to rights in RFC documents can be found in [BCP 78](#) and [BCP 79](#).

Copies of IPR disclosures made to the IETF Secretariat and any assurances of licenses to be made available, or the result of an attempt made to obtain a general license or permission for the use of such proprietary rights by implementers or users of this specification can be obtained from the IETF on-line IPR repository at <http://www.ietf.org/ipr>.

The IETF invites any interested party to bring to its attention any copyrights, patents or patent applications, or other proprietary rights that may cover technology that may be required to implement this standard. Please address the information to the IETF at ietf-ipr@ietf.org.

Acknowledgment

Funding for the RFC Editor function is provided by the IETF Administrative Support Activity (IASA).

Zorn, et al.

Expires August 30, 2007

[Page 46]