

DMM WG
Internet-Draft
Intended status: Informational
Expires: November 17, 2018

S. Gundavelli
Cisco
S. Jeon
Sungkyunkwan University
May 16, 2018

DMM Deployment Models and Architectural Considerations
draft-ietf-dmm-deployment-models-04.txt

Abstract

This document identifies the deployment models for Distributed Mobility Management architecture.

Status of This Memo

This Internet-Draft is submitted in full conformance with the provisions of [BCP 78](#) and [BCP 79](#).

Internet-Drafts are working documents of the Internet Engineering Task Force (IETF). Note that other groups may also distribute working documents as Internet-Drafts. The list of current Internet-Drafts is at <https://datatracker.ietf.org/drafts/current/>.

Internet-Drafts are draft documents valid for a maximum of six months and may be updated, replaced, or obsoleted by other documents at any time. It is inappropriate to use Internet-Drafts as reference material or to cite them other than as "work in progress."

This Internet-Draft will expire on November 17, 2018.

Copyright Notice

Copyright (c) 2018 IETF Trust and the persons identified as the document authors. All rights reserved.

This document is subject to [BCP 78](#) and the IETF Trust's Legal Provisions Relating to IETF Documents (<https://trustee.ietf.org/license-info>) in effect on the date of publication of this document. Please review these documents carefully, as they describe your rights and restrictions with respect to this document. Code Components extracted from this document must include Simplified BSD License text as described in Section 4.e of the Trust Legal Provisions and are provided without warranty as described in the Simplified BSD License.

Internet-Draft

DMM Deployment Models

May 2018

Table of Contents

1.	Overview	2
2.	Conventions and Terminology	3
2.1.	Conventions	3
2.2.	Terminology	3
3.	DMM Architectural Overview	4
3.1.	DMM Service Primitives	4
3.2.	DMM Functions and Interfaces	5
3.2.1.	Home Control-Plane Anchor (Home-CPA):	5
3.2.2.	Home Data-Plane Anchor (Home-DPA):	6
3.2.3.	Access Control Plane Node (Access-CPN)	6
3.2.4.	Access Data Plane Node (Access-DPN)	6
3.2.5.	DMM Functions Mapping to Other Architectures	6
4.	Deployment Models	8
4.1.	Model-1: Split Home Anchor Mode	8
4.2.	Model-2: Separated Control and User Plane Mode	9
4.3.	Model-3: Centralized Control Plane Mode	10
4.4.	Model-4: Data Plane Abstraction Mode	10
4.5.	Model-5: On-Demand Control Plane Orchestration Mode	11
5.	IANA Considerations	12
6.	Security Considerations	13
7.	Work Team	13
8.	Acknowledgements	13
9.	References	14
9.1.	Normative References	14
9.2.	Informative References	14
	Authors' Addresses	15

[1.](#) Overview

One of the key aspects of the Distributed Mobility Management (DMM) architecture is the separation of control plane (CP) and data plane (DP) functions of a network element. While data plane elements continue to reside on customized networking hardware, the control plane resides as a software element in the cloud. This is usually referred to as CP-DP separation and is the basis for the IETF's DMM Architecture. This approach of centralized control plane and distributed data plane allows elastic scaling of control plane and efficient use of common data plane that is agnostic to access architectures.

This document identifies the functions in the DMM architecture and

the supported deployment models.

[2. Conventions and Terminology](#)

[2.1. Conventions](#)

The key words "MUST", "MUST NOT", "REQUIRED", "SHALL", "SHALL NOT", "SHOULD", "SHOULD NOT", "RECOMMENDED", "MAY", and "OPTIONAL" in this document are to be interpreted as described in [RFC 2119](#) [[RFC2119](#)].

[2.2. Terminology](#)

All the mobility related terms are to interpreted as defined in [[RFC6275](#)], [[RFC5213](#)], [[RFC5844](#)], [[RFC7333](#)], [[RFC7665](#)], [[RFC7429](#)], [[RFC8300](#)] and [[I-D.ietf-dmm-fpc-cpdp](#)]. Additionally, this document uses the following terms:

Home Control-Plane Anchor (Home-CPA or H-CPA)

The Home-CPA function hosts the mobile node (MN)'s mobility session. There can be more than one mobility session for a mobile node and those sessions may be anchored on the same or different Home-CPA's. The home-CPA will interface with the home-DPA for managing the forwarding state.

Home Data Plane Anchor (Home-DPA or H-DPA)

The Home-DPA is the topological anchor for the MN's IP address/prefix(es). The Home-DPA is chosen by the Home-CPA on a session-basis. The Home-DPA is in the forwarding path for all the mobile node's IP traffic.

Access Control Plane Node (Access-CPN or A-CPN)

The Access-CPN is responsible for interfacing with the mobile node's Home-CPA and with the Access-DPN. The Access-CPN has a protocol interface to the Home-CPA.

Access Data Plane Node (Access-DPN or A-DPN)

The Access-DPN function is hosted on the first-hop router where the mobile node is attached. This function is not hosted on a layer-2 bridging device such as a eNode(B) or Access Point.

Routing Controller (RC)

The Routing Controller is a centralized control entity, which is able to instruct the forwarding behavior for mobility management in Home-DPA and Access-DPN.

Mobility Controller (MC)

The Mobility Controller is a function entity, which is able to manage the orchestration of Home-CPA and Access-CPN functions.

[3.](#) DMM Architectural Overview

Following are the key goals of the Distributed Mobility Management architecture.

1. Separation of control and data Plane
2. Aggregation of control plane for elastic scaling
3. Distribution of the data plane for efficient network usage
4. Elimination of mobility state from the data plane
5. Dynamic selection of control and data plane nodes
6. Enabling the mobile node with network properties
7. Relocation of anchor functions for efficient network usage

[3.1.](#) DMM Service Primitives

The functions in the DMM architecture support a set of service primitives. Each of these service primitives identifies a specific service capability with the exact service definition. The functions

in the DMM architecture are required to support a specific set of service primitives that are mandatory for that service function. Not all service primitives are applicable to all DMM functions. The below table as shown in Fig. 1 identifies the service primitives that each of the DMM function SHOULD support. The marking "X" indicates the service primitive on that row needs to be supported by the identified DMM function on the corresponding column; for example, the IP address management MUST be supported by Home-CPA function. The NSH Classifier denotes the SFC entity that performs the classification of a service flow, defined in [[RFC7665](#)].

Service Primitive	H-CPA	H-DPA	A-CPN	A-DPN	MC	RC
IP Management	X				X	
IP Anchoring		X				
MN Detection			X	X		
Routing		X		X		
Tunneling		X		X		
QoS Enforcement		X		X		
FPC Client	X		X		X	
FPC Agent		X		X		X
NSH Classifier		X		X		

Figure 1: Role or capability of DMM functions

[3.2.](#) DMM Functions and Interfaces

[3.2.1.](#) Home Control-Plane Anchor (Home-CPA):

The Home-CPA function hosts the mobile node's mobility session. There can be more than one mobility session for a mobile node and those sessions may be anchored on the same or different Home-CPA's. The home-CPA will interface with the home-dpa for managing the forwarding state.

There can be more than one Home-CPA serving the same mobile node at a given point of time, each hosting a different control plane session.

The Home-CPA is responsible for life cycle management of the session, interfacing with the policy infrastructure, policy control and interfacing with the Home-DPA functions.

The Home-CPA function typically stays on the same node. In some special use-cases (Ex: Geo-Redundancy), the session may be migrated to a different node and with the new node assuming the Home-CPA role for that session.

[3.2.2.](#) Home Data-Plane Anchor (Home-DPA):

The Home-DPA is the topological anchor for the mobile node's IP address/prefix(es). The Home-DPA is chosen by the Home-CPA/MC on a session-basis. The Home-DPA is in the forwarding path for all the mobile node's IP traffic.

As the mobile node roams in the mobile network, the mobile node's access-DPN may change, however, the Home-DPA does not change, unless the session is migrated to a new node.

The Home-DPA interfaces with the Home-CPA/MC for all IP forwarding and QoS rules enforcement.

The Home-DPA and the Access-DPN functions may be collocated on the

same node.

3.2.3. Access Control Plane Node (Access-CPN)

The Access-CPN is responsible for interfacing with the mobile node's Home-CPA and with the Access-DPN. The Access-CPN has a protocol interface to the Home-CPA.

The Access-CPN is responsible for the mobile node's Home-CPA selection based on: Mobile Node's Attach Preferences, Access and Subscription Policy, Topological Proximity and Other Considerations.

The Access-CPN function is responsible for MN's service authorization. It will interface with the access network authorization functions.

3.2.4. Access Data Plane Node (Access-DPN)

The Access-DPN function is hosted on the first-hop router where the mobile node is attached. This function is not hosted on a layer-2 bridging device such as a eNode(B) or Access Point.

The Access-DPA will have a protocol interface to the Access-CPA.

The Access-DPN and the Home-DPA functions may be collocated on the same node.

3.2.5. DMM Functions Mapping to Other Architectures

Following table identifies the potential mapping of DMM functions to protocol functions in other system architectures.

Func.	PMIPv6	MIPv6	IPsec	3GPP-SAE	BBF	5GC
H-CPA	LMA-CPA	HA-CPA	IKE-CPA	PGW-CPA/MME	BNG-CPA	AMF/SMF
H-DPA	LMA-DPA	HA-DPA	IKE-DPA	PGW-DPA	BNG-DPA	UPF
A-CPN	MAG-CPN	-	-	SGW-CPN	RG-CPN	SMF

A-DPN	MAG-DPN	-	-	SGW-DPN	RG-DPN	UPF
-------	---------	---	---	---------	--------	-----

Figure 2: Mapping of DMM functions in other system architectures

Mapping from the DMM functions to network components in PMIPv6, MIPv6, IPsec, Broadband Forum (BBF) can be given straight-forward. In the 3GPP System Architecture Evolution (SAE), H-CPA functionality is charged by PGW-CPA and Mobility Management Entity (MME), as MME is the key control-plane node involving in such as location management, handoff management, selection of SGW/PGW as well as authorization of UEs. But PGW-CPA is in charge of tunnel control based on UE's subscription and policy between SGW and PGW. The rest of the 3GPP SAE network components are as given in Fig. 2.

The 3GPP Release 15 introduces the Service-Based Architecture (SBA) for 5G networks. The 3GPP 5G architecture can be represented by reference point or service-based interfaces [[3GPP.23.501](#)]. Allowing the service-based interface provides greater flexibility for updates and extensions of the 5G control plane system by operator's need or request. The architecture introduces various kinds of network functions granularized in the CP/DP separation concept. In Fig. 2, Access and Mobility Management Function (AMF), Session Management Function (SMF), and User Plane Function (UPF) are picked up among all the network functions introduced in the 5G SBA for mapping to the DMM functions.

AMF and SMF take major roles for mobility management in control plane. AMF manages access control and mobility and includes network slice selection functionality. SMF manages sessions based on UE's subscription and network policy and is in charge of IP address allocation management. UPF is the data plane node, which works for data packet handling based on forwarding policy regulated by control plane nodes such as AMF and SMF, etc.

This section identifies the key deployment models for the DMM architecture.

4.1. Model-1: Split Home Anchor Mode

In this model, the control and the data plane functions of the home anchor are separated and deployed on different nodes. The control plane function of the Home anchor is handled by the Home-CPA and where as the data plane function is handled by the Home-DPA. In this model, the access node operates in the legacy mode with the integrated control and user plane functions.

The FPC interface defined in [[I-D.ietf-dmm-fpc-cpdp](#)] allows the control plane functions to interact with the data plane for the subscriber's forwarding state management.

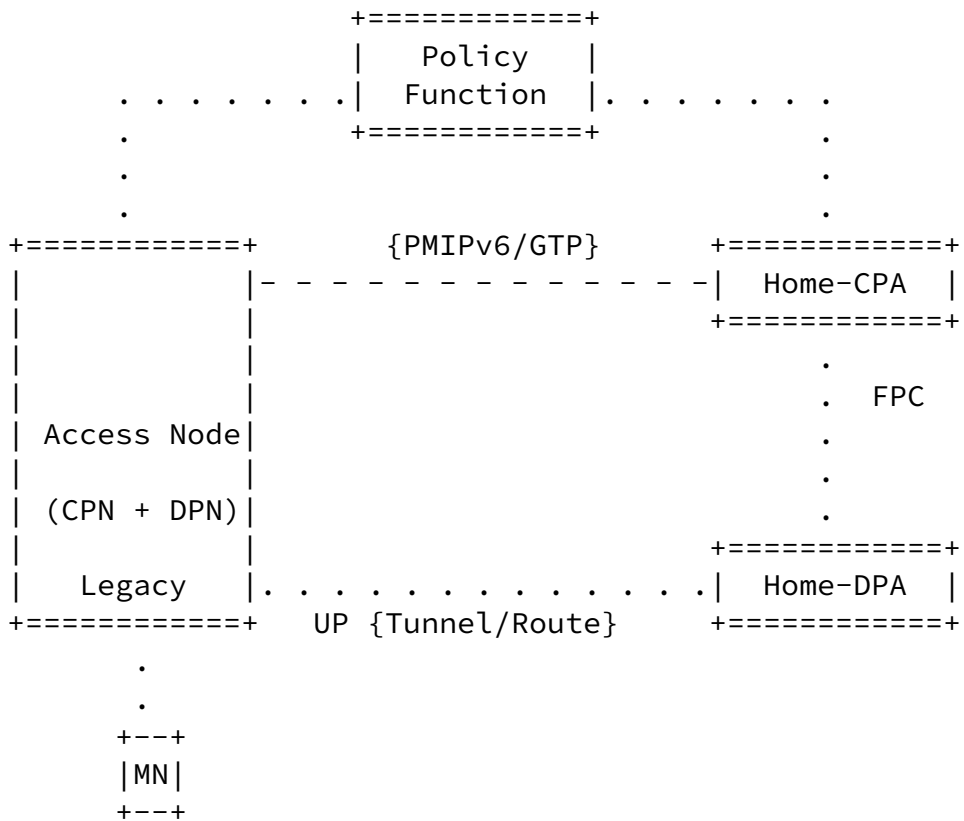


Figure 3: Split Home Anchor Mode

4.2. Model-2: Separated Control and User Plane Mode

In this model, the control and the data plane functions on both the home anchor and the access node are separated and deployed on different nodes. The control plane function of the Home anchor is handled by the Home-CPA whereas the data plane function is handled by the Home-DPA. The control plane function of the access node is handled by the Access-CPN and where as the data plane function is handled by the Access-DPN.

The FPC interface defined in [I-D.ietf-dmm-fpc-cpdp] allows the control plane functions of the home and access nodes to interact with the respective data plane functions for the subscriber's forwarding state management.

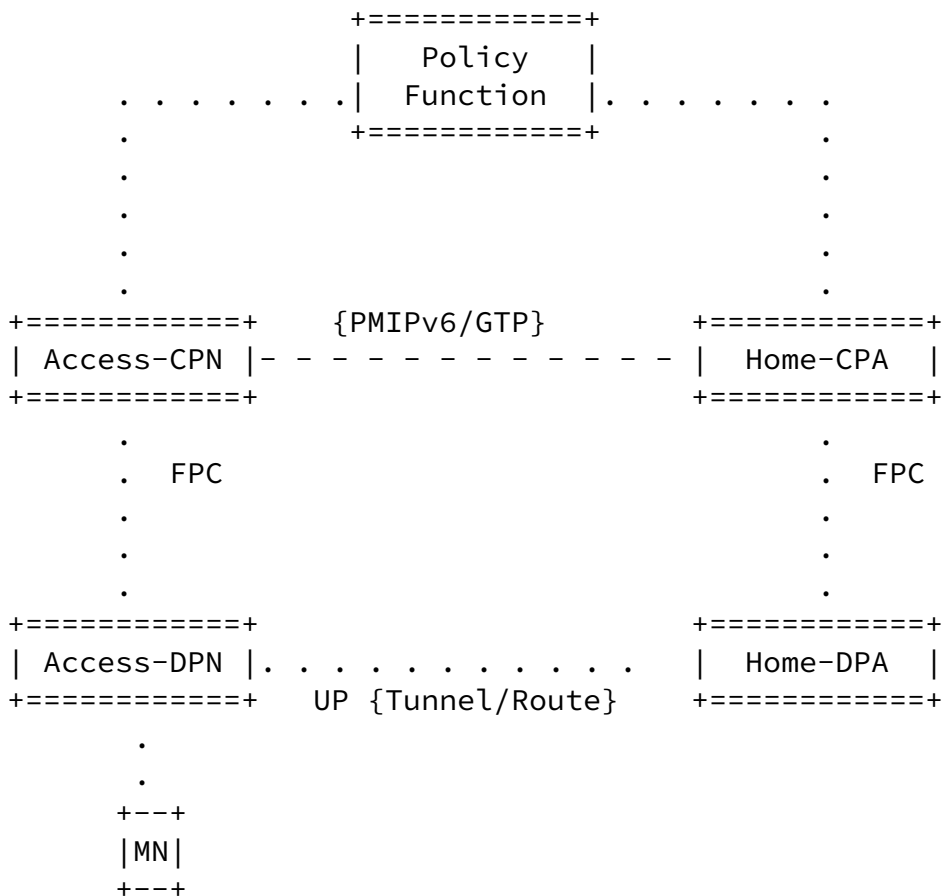


Figure 4: Separated Control and User Plane Mode

4.3. Model-3: Centralized Control Plane Mode

In this model, the control-plane functions of the home and the access nodes are collapsed. This is a flat architecture with no signaling protocol between the access node and home anchors. The interface between the Home-CPA and the Access-DPN is internal to the system.

The FPC interface defined in [[I-D.ietf-dmm-fpc-cpdp](#)] allows the mobility controller to interact with the respective data plane functions for the subscriber's forwarding state management.

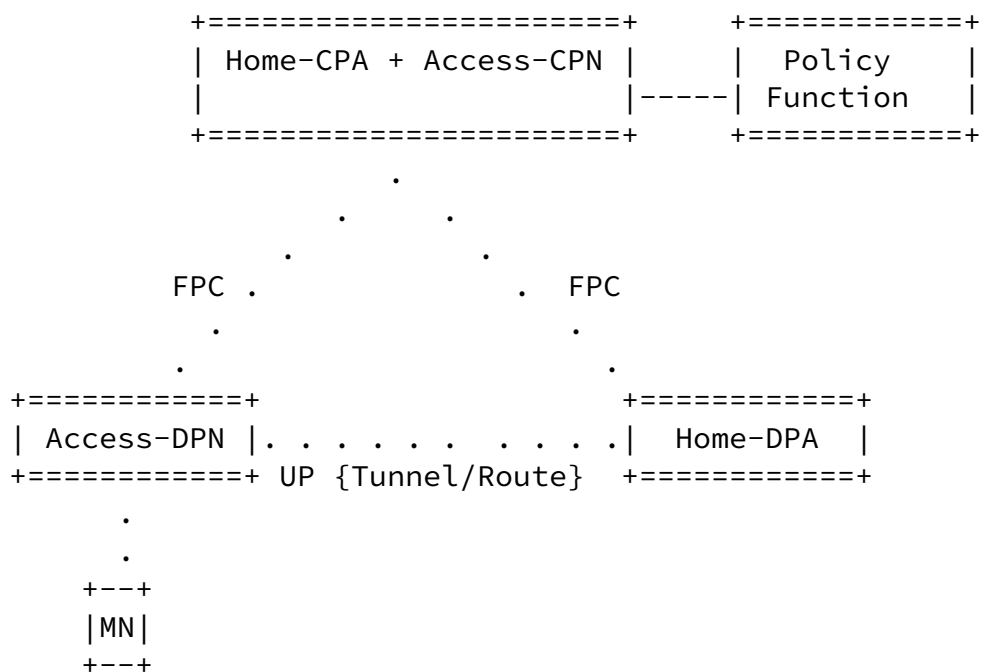


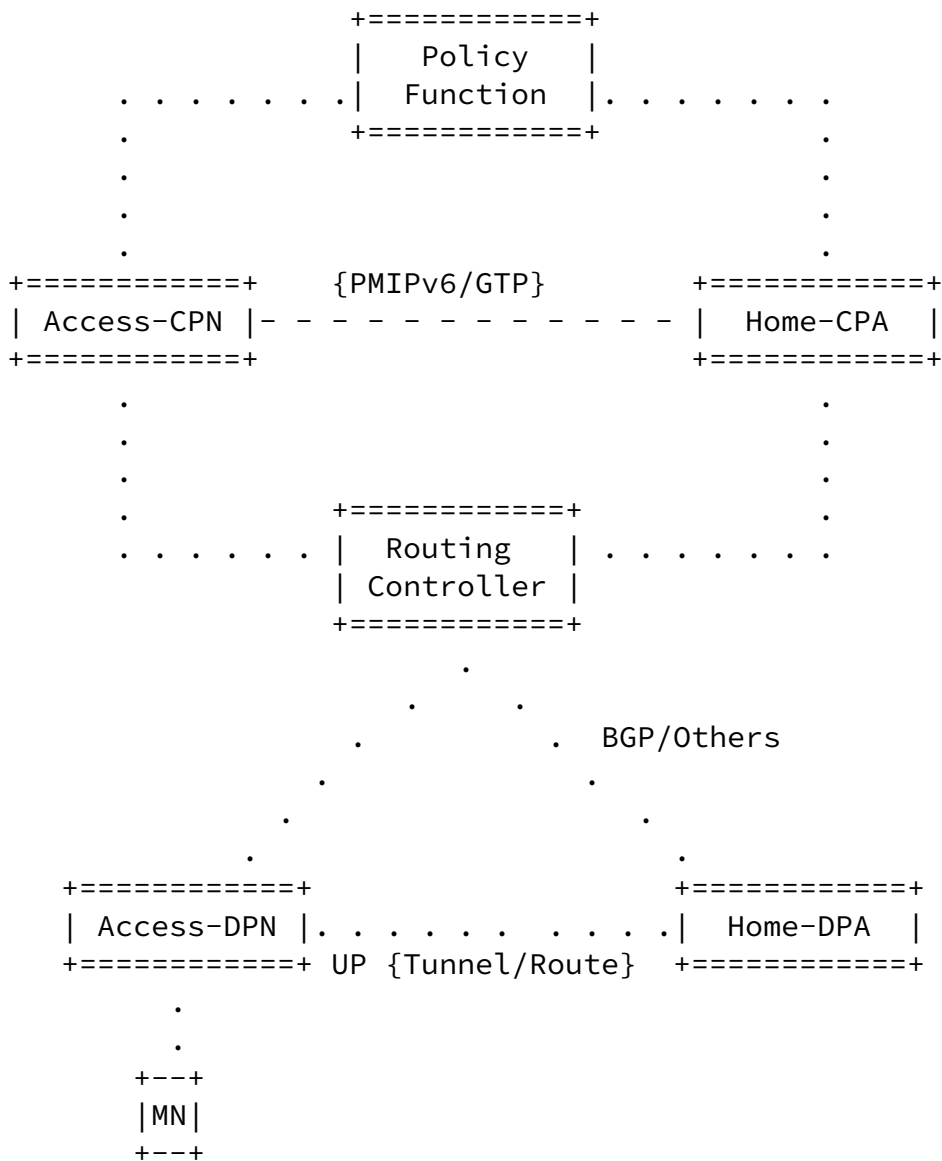
Figure 5: Centralized Control Plane Mode

4.4. Model-4: Data Plane Abstraction Mode

In this model, the data plane network is completely abstracted from the control plane. There is a new network element, Routing Controller which abstracts the entire data plane network and offers

data plane services to the control plane functions. The control plane functions, Home-CPA and the Access-CPN interface with the Routing Controller for the forwarding state management.

The FPC interface defined in [[I-D.ietf-dmm-fpc-cpdp](#)] allows the Home-CPA and Access-CPN functions to interface with the Routing Controller for subscriber's forwarding state management.



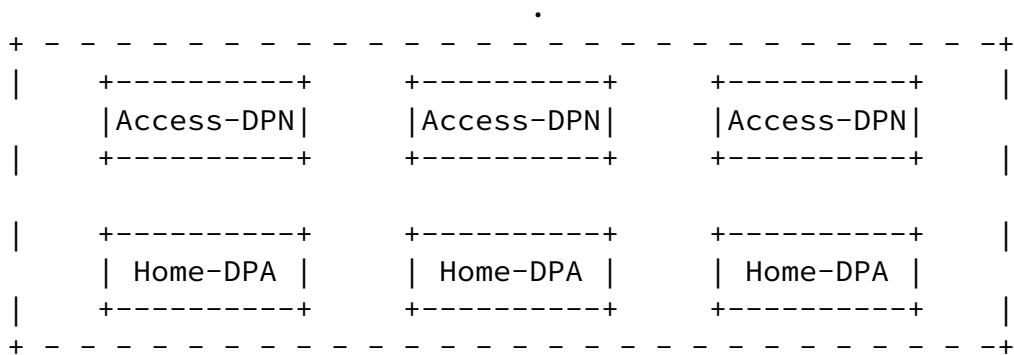


Figure 7: On-Demand CP Orchestration Mode

5. IANA Considerations

This document does not require any IANA actions.

6. Security Considerations

The control-plane messages exchanged between a Home-CPA and the Home-DPA must be protected using end-to-end security associations with data-integrity and data-origination capabilities.

IPsec ESP in transport mode with mandatory integrity protection should be used for protecting the signaling messages. IKEv2 should be used to set up security associations between the Home-CPA and Home-DPA.

There are no additional security considerations other than what is presented in the document.

7. Work Team

This document reflects contributions from the following work team members:

Younghan Kim

younghak@ssu.ac.kr

Vic Liu

liuzhiheng@chinamobile.com

Danny S Moses

danny.moses@intel.com

Marco Liebsch

liebsch@neclab.eu

Carlos Jesus Bernardos Cano

cjbc@it.uc3m.es

8. Acknowledgements

This document is a result of DMM WT#4 team discussions and ideas taken from several DMM WG presentations and documents including, [draft-sijeon-dmm-deployment-models](#), [draft-liu-dmm-deployment-scenario](#) and others. The work teams would like to thank the authors of these documents and additionally the discussions in DMM Working group that helped shape this document.

Gundavelli & Jeon

Expires November 17, 2018

[Page 13]

Internet-Draft

DMM Deployment Models

May 2018

9. References

9.1. Normative References

[RFC2119] Bradner, S., "Key words for use in RFCs to Indicate Requirement Levels", [BCP 14](#), [RFC 2119](#), DOI 10.17487/RFC2119, March 1997, <<https://www.rfc-editor.org/info/rfc2119>>.

9.2. Informative References

- [_3GPP.23.501] 3GPP, "System Architecture for the 5G System", 3GPP TS 23.501 15.0.0, December 2018, <<http://www.3gpp.org/ftp/Specs/html-info/23501.htm>>.
- [I-D.ietf-dmm-fpc-cpdp] Matsushima, S., Bertz, L., Liebsch, M., Gundavelli, S., Moses, D., and C. Perkins, "Protocol for Forwarding Policy Configuration (FPC) in DMM", [draft-ietf-dmm-fpc-cpdp-10](#) (work in progress), March 2018.
- [RFC5213] Gundavelli, S., Ed., Leung, K., Devarapalli, V., Chowdhury, K., and B. Patil, "Proxy Mobile IPv6", [RFC 5213](#), DOI 10.17487/RFC5213, August 2008, <<https://www.rfc-editor.org/info/rfc5213>>.
- [RFC5844] Wakikawa, R. and S. Gundavelli, "IPv4 Support for Proxy Mobile IPv6", [RFC 5844](#), DOI 10.17487/RFC5844, May 2010, <<https://www.rfc-editor.org/info/rfc5844>>.
- [RFC6275] Perkins, C., Ed., Johnson, D., and J. Arkko, "Mobility Support in IPv6", [RFC 6275](#), DOI 10.17487/RFC6275, July 2011, <<https://www.rfc-editor.org/info/rfc6275>>.
- [RFC7333] Chan, H., Ed., Liu, D., Seite, P., Yokota, H., and J. Korhonen, "Requirements for Distributed Mobility Management", [RFC 7333](#), DOI 10.17487/RFC7333, August 2014, <<https://www.rfc-editor.org/info/rfc7333>>.
- [RFC7429] Liu, D., Ed., Zuniga, JC., Ed., Seite, P., Chan, H., and CJ. Bernardos, "Distributed Mobility Management: Current Practices and Gap Analysis", [RFC 7429](#), DOI 10.17487/RFC7429, January 2015, <<https://www.rfc-editor.org/info/rfc7429>>.

- [RFC7665] Halpern, J., Ed. and C. Pignataro, Ed., "Service Function Chaining (SFC) Architecture", [RFC 7665](#), DOI 10.17487/RFC7665, October 2015, <<https://www.rfc-editor.org/info/rfc7665>>.

[RFC8300] Quinn, P., Ed., Elzur, U., Ed., and C. Pignataro, Ed.,
"Network Service Header (NSH)", [RFC 8300](#),
DOI 10.17487/RFC8300, January 2018,
<<https://www.rfc-editor.org/info/rfc8300>>.

Authors' Addresses

Sri Gundavelli
Cisco
170 West Tasman Drive
San Jose, CA 95134
USA

Email: sgundave@cisco.com

Seil Jeon
Sungkyunkwan University
2066 Seobu-ro, Jangan-gu
Suwon, Gyeonggi-do
Korea

Email: seiljeon@skku.edu