

DOTS
Internet-Draft
Intended status: Informational
Expires: July 7, 2022

Y. Hayashi
NTT
M. Chen
Li. Su
CMCC
January 06, 2022

Use Cases for DDoS Open Threat Signaling (DOTS) Telemetry
draft-ietf-dots-telemetry-use-cases-04

Abstract

Denial-of-service Open Threat Signaling (DOTS) Telemetry enriches the base DOTS protocols to assist the mitigator in using efficient DDoS-attack-mitigation techniques in a network. This document presents sample use cases for DOTS Telemetry: what components are deployed in the network, how they cooperate, and what information is exchanged to effectively use these techniques.

Status of This Memo

This Internet-Draft is submitted in full conformance with the provisions of [BCP 78](#) and [BCP 79](#).

Internet-Drafts are working documents of the Internet Engineering Task Force (IETF). Note that other groups may also distribute working documents as Internet-Drafts. The list of current Internet-Drafts is at <https://datatracker.ietf.org/drafts/current/>.

Internet-Drafts are draft documents valid for a maximum of six months and may be updated, replaced, or obsoleted by other documents at any time. It is inappropriate to use Internet-Drafts as reference material or to cite them other than as "work in progress."

This Internet-Draft will expire on July 7, 2022.

Copyright Notice

Copyright (c) 2021 IETF Trust and the persons identified as the document authors. All rights reserved.

This document is subject to [BCP 78](#) and the IETF Trust's Legal Provisions Relating to IETF Documents (<https://trustee.ietf.org/license-info>) in effect on the date of publication of this document. Please review these documents carefully, as they describe your rights and restrictions with respect to this document. Code Components extracted from this document must

include Simplified BSD License text as described in Section 4.e of the Trust Legal Provisions and are provided without warranty as described in the Simplified BSD License.

Table of Contents

1.	Introduction	2
2.	Terminology	3
3.	Use Cases	3
3.1.	Mitigation Resources Assignment	3
3.1.1.	Mitigating Attack Flow of Top-talker Preferentially .	3
3.1.2.	Optimal DMS Selection for Mitigation	6
3.1.3.	Best-path Selection for Redirection	7
3.1.4.	Short but Extreme Volumetric Attack Mitigation . . .	10
3.1.5.	Selecting Mitigation Technique Based on Attack Type .	12
3.2.	Detailed DDoS Mitigation Report	15
3.3.	Tuning Mitigation Resources	18
3.3.1.	Supervised Machine Learning of Flow Collector	18
3.3.2.	Unsupervised Machine Learning of Flow Collector . . .	21
4.	Security Considerations	23
5.	IANA Considerations	23
6.	Acknowledgement	23
7.	References	23
7.1.	Normative References	23
7.2.	Informative References	24
Authors' Addresses	24

[1.](#) Introduction

Denial-of-Service (DDoS), attacks such as volumetric attacks and resource-consumption attacks, are critical threats to be handled by service providers. When such DDoS attacks occur, service providers have to mitigate them immediately to protect or recover their services.

Therefore, for service providers to immediately protect their network services from DDoS attacks, DDoS mitigation needs to be automated. To automate DDoS-attack mitigation, multi-vendor components involved in DDoS-attack detection and mitigation should cooperate and support standard interfaces to communicate.

DDoS Open Threat Signaling (DOTS) is a set of protocols for real-time signaling, threat-handling requests, and data filtering between the multi-vendor elements [[I-D.ietf-dots-rfc8782-bis](#)][RFC8783]. Furthermore, DOTS Telemetry enriches the DOTS protocols with various telemetry attributes allowing optimal DDoS-attack mitigation [[I-D.ietf-dots-telemetry](#)]. This document presents sample use cases for DOTS Telemetry, which makes concrete overview and purpose

described in [[I-D.ietf-dots-telemetry](#)]: what components are deployed in the network, how they cooperate, and what information is exchanged to effectively use attack-mitigation techniques.

2. Terminology

The readers should be familiar with the terms defined in [[RFC8612](#)]

In addition, this document uses the following terms:

Top-talker: A top N list of attackers who attack the same target or targets. The list is ordered in terms of a two-tuple bandwidth such as bps or pps.

Supervised Machine Learning: A machine-learning technique that maps an input to an output based on example input-output pairs.

Unsupervised Machine Learning: Unsupervised Learning is a machine learning technique in which the users do not need to supervise the model.

3. Use Cases

This section describes DOTS-Telemetry use cases that use attributes included in DOTS Telemetry specifications.

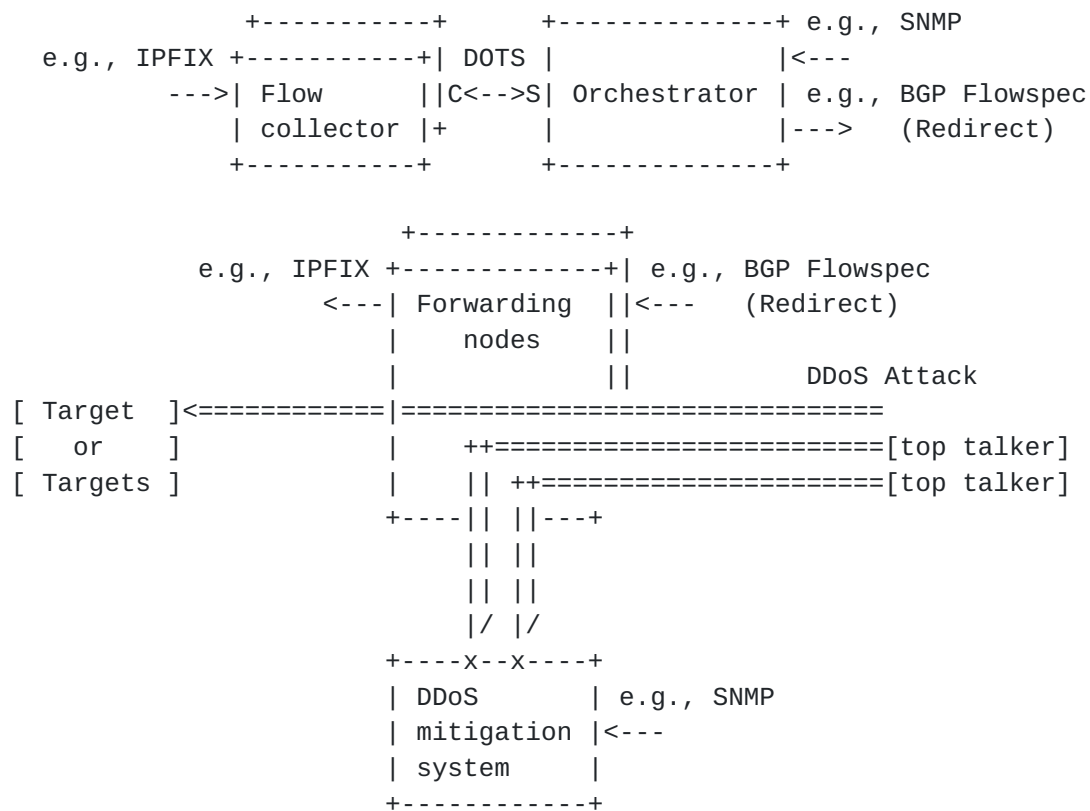
3.1. Mitigation Resources Assignment

3.1.1. Mitigating Attack Flow of Top-talker Preferentially

Large-scale DDoS attacks, such as amplification attacks, often occur. Some transit providers have to mitigate large-scale DDoS attacks using DMS with limited resources, which is already deployed in their network.

The aim of this use case is to enable transit providers to use their DMS efficiently under volume-based DDoS attacks whose bandwidth is more than the available capacity of the DMS. To enable this, attack traffic of top talkers is redirected to the DMS preferentially by cooperation among forwarding nodes, flow collectors, and orchestrators. Figure 1 gives an overview of this use case. Figure 2 provides an example of a DOTS telemetry message body that is used to signal top-talkers.

(Internet Transit Provider)



* C is for DOTS client functionality

* S is for DOTS client functionality

Figure 1: Mitigating DDoS Attack Flow of Top-talker Preferentially

```

{
  "ietf-dots-telemetry:telemetry": {
    "pre-or-ongoing-mitigation": [
      {
        "target": {
          "target-prefix": [
            "2001:db8::1/128"
          ]
        },
        "total-attack-traffic-protocol": [
          {
            "protocol": 17,
            "unit": "megabit-ps",
            "mid-percentile-g": "900"
          }
        ]
      }
    ]
  }
}
  
```



```

"attack-detail": [
  {
    "vendor-id": 1234,
    "attack-id": 77,
    "start-time": "1957811234",
    "attack-severity": "high",
    "top-talker": {
      "talker": [
        {
          "source-prefix": "2001:db8::2/128",
          "total-attack-traffic": [
            {
              "unit": "megabit-ps",
              "mid-percentile-g": "100"
            }
          ]
        },
        {
          "source-prefix": "2001:db8::3/128",
          "total-attack-traffic": [
            {
              "unit": "megabit-ps",
              "mid-percentile-g": "90"
            }
          ]
        }
      ]
    }
  }
]
}

```

Figure 2: Example of Message Body to Signal Top-Talkers

In this use case, the forwarding nodes always send statistics of traffic flow to the flow collectors by using monitoring functions such as IPFIX[RFC7011]. When DDoS attacks occur, the flow collectors detect attack traffic and send (src_ip, dst_ip, bandwidth)-tuple information of the top talker to the orchestrator using the target-prefix and top-talkers attribute of DOTS Telemetry. The orchestrator then checks the available capacity of DMS by using a network management protocol such as SNMP[RFC3413]. After that, the orchestrator orders forwarding nodes to redirect as much of the top taker's traffic to the DMS as possible by dissemination of flow-specification-rule protocols such as BGP Flowspec[RFC5575].

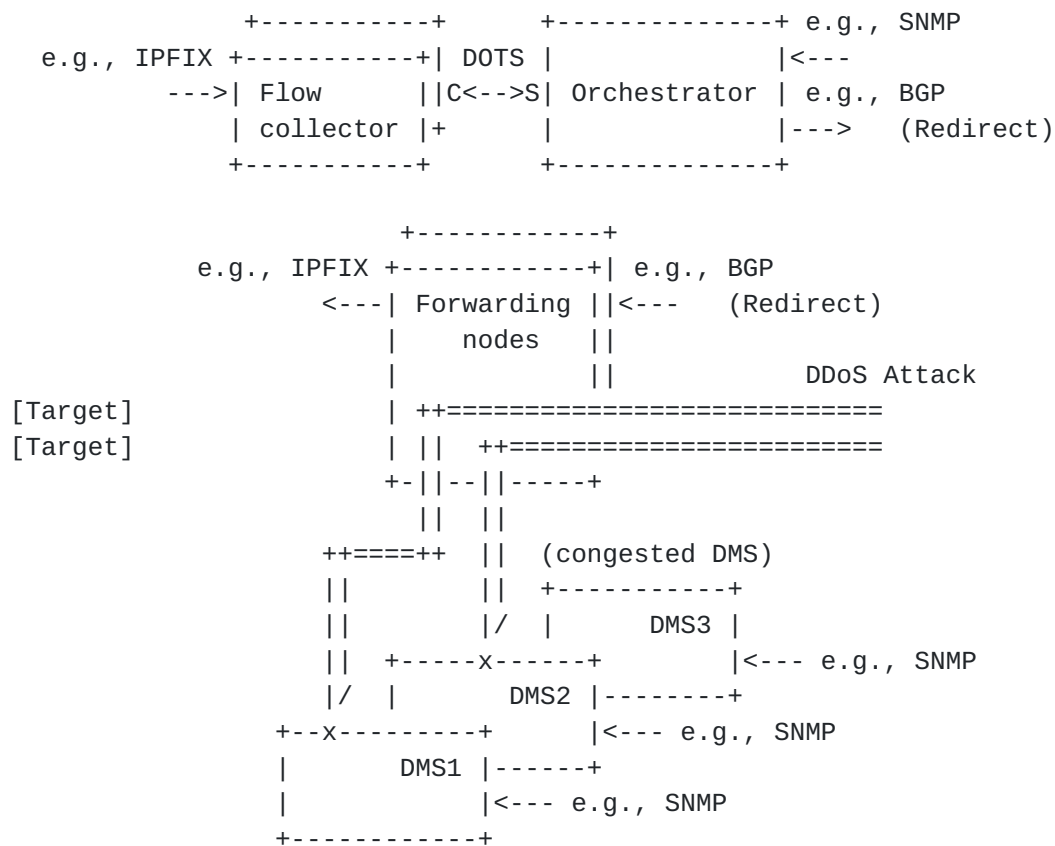
In this case, the flow collector implements a DOTS client while the orchestrator implements a DOTS server.

3.1.2. Optimal DMS Selection for Mitigation

Transit providers, which have a number of DMSs, can deploy the DMSs in clustered form. In the form, they can select DMS to be used to mitigate DDoS attack under attack time.

The aim of this use case is to enable transit providers to select an optimal DMS for mitigation based on the bandwidth of attack traffic, capacity of a DMS. Figure 3 gives an overview of this use case. Figure 4 provides an example of a DOTS telemetry message body that is used to signal various attack traffic percentiles.

(Internet Transit Provider)



* C is for DOTS client functionality

* S is for DOTS server functionality

Figure 3: Optimal DMS selection for Mitigation


```
{
  "ietf-dots-telemetry:telemetry": {
    "pre-or-ongoing-mitigation": [
      {
        "target": {
          "target-prefix": [
            "2001:db8::1/128"
          ]
        },
        "total-attack-traffic": [
          {
            "unit": "megabit-ps",
            "low-percentile-g": "600",
            "mid-percentile-g": "800",
            "high-percentile-g": "1000",
            "peak-g": "1100",
            "current-g": "700"
          }
        ]
      }
    ]
  }
}
```

Figure 4: Example of Message Body with Total Attack Traffic

In this use case, the forwarding nodes always send statistics of traffic flow to the flow collectors by using monitoring functions such as IPFIX[RFC7011]. When DDoS attacks occur, the flow collectors detect attack traffic and send (dst_ip, bandwidth)-tuple information to the orchestrator using the target-prefix and total-attack-traffic attribute of DOTS Telemetry. The orchestrator then checks the available capacity of the DMSs by using a network management protocol such as SNMP[RFC3413]. After that, the orchestrator chooses optimal DMS which each attack traffic should be redirected. The orchestrator then orders forwarding nodes to redirect the attack traffic to the optimal DMS by a routing protocol such as BGP[RFC4271]. The algorithm of selecting a DMS is out of the scope of this draft.

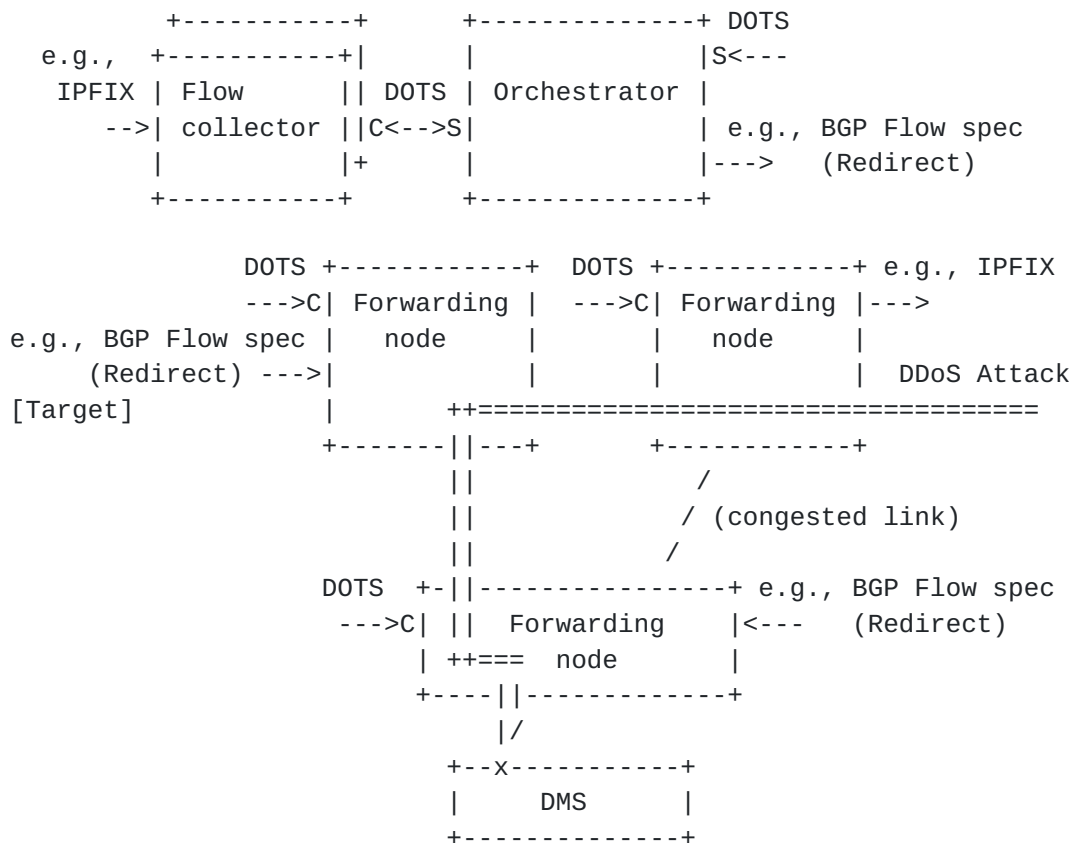
In this case, the flow collector implements a DOTS client while the orchestrator implements a DOTS server.

3.1.3. Best-path Selection for Redirection

A transit-provider network, which adopts a mesh network, has multiple paths to convey attack traffic to a DMS. In this network, attack traffic can be conveyed while avoiding congested links by selecting an available path.

The aim of this use case is to enable transit providers to select an optimal path for redirecting attack traffic to a DMS according to the bandwidth of the attack traffic and total traffic. Figure 5 gives an overview of this use case. Figure 6 provides an example of a DOTS telemetry message body that is used to signal various attack traffic percentiles and total traffic percentiles.

(Internet Transit Provider)



* C is for DOTS client functionality

* S is for DOTS client functionality

Figure 5: Best-path Selection for Redirection


```
{
  "ietf-dots-telemetry:telemetry": {
    "pre-or-ongoing-mitigation": [
      {
        "target": {
          "target-prefix": [
            "2001:db8::1/128"
          ]
        },
        "total-traffic": [
          {
            "unit": "megabit-ps",
            "mid-percentile-g": "1300",
            "peak-g": "800"
          }
        ],
        "total-attack-traffic": [
          {
            "unit": "megabit-ps",
            "low-percentile-g": "600",
            "mid-percentile-g": "800",
            "high-percentile-g": "1000",
            "peak-g": "1100",
            "current-g": "700"
          }
        ]
      }
    ]
  }
}
```

Figure 6: Example of Message Body with Total Attack Traffic and Total Traffic

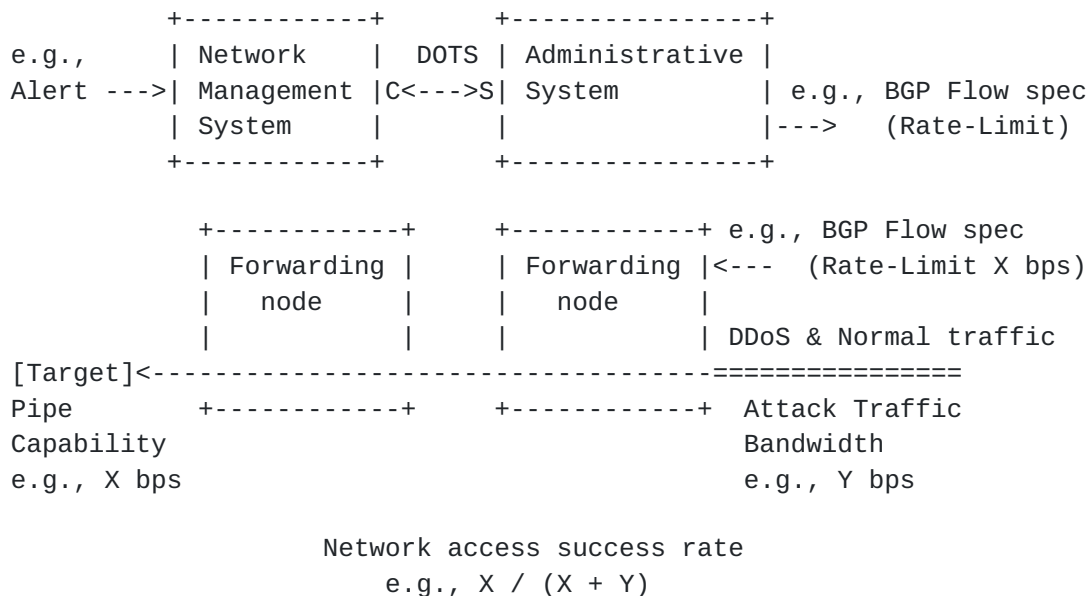
In this use case, the forwarding nodes always send statistics of traffic flow to the flow collectors by using monitoring functions such as IPFIX[RFC7011]. When DDoS attacks occur, the flow collectors detect attack traffic and send (dst_ip, bandwidth)-tuple information to the orchestrator using a target-prefix and total-attack-traffic attribute of DOTS Telemetry. On the other hands, forwarding nodes send bandwidth of total traffic passing the node to the orchestrator using total-traffic attributes of DOTS Telemetry. The orchestrator then selects an optimal path to which each attack-traffic flow should be redirected. After that, the orchestrator orders forwarding nodes to redirect the attack traffic to the optimal DMS by dissemination of flow-specification-rules protocols such as BGP Flowspec[RFC5575]. The algorithm of selecting a path is out of the scope of this draft.

3.1.4. Short but Extreme Volumetric Attack Mitigation

Short but extreme volumetric attacks, such as pulse wave DDoS attacks, are threats to internet transit provider networks. It is difficult for them to mitigate an attack by DMS by redirecting attack flows because it may cause route flapping in the network. The practical way to mitigate short but extreme volumetric attacks is to offload a mitigation actions to a forwarding node.

The aim of this use case is to enable transit providers to mitigate short but extreme volumetric attacks. Furthermore, the aim is to estimate the network-access success rate based on the bandwidth of attack traffic. Figure 7 gives an overview of this use case. Figure 8 provides an example of a DOTS telemetry message body that is used to signal various attack traffic percentiles and total traffic percentiles.

(Internet Transit Provider)



* C is for DOTS client functionality

* S is for DOTS client functionality

Figure 7: Short but Extreme Volumetric Attack Mitigation


```
{
  "ietf-dots-telemetry:telemetry": {
    "pre-or-ongoing-mitigation": [
      {
        "target": {
          "target-prefix": [
            "2001:db8::1/128"
          ]
        },
        "total-traffic": [
          {
            "unit": "megabit-ps",
            "mid-percentile-g": "1300",
            "peak-g": "800"
          }
        ],
        "total-attack-traffic": [
          {
            "unit": "megabit-ps",
            "low-percentile-g": "600",
            "mid-percentile-g": "800",
            "high-percentile-g": "1000",
            "peak-g": "1100",
            "current-g": "700"
          }
        ]
      }
    ]
  }
}
```

Figure 8: Example of Message Body with Total Attack Traffic and Total Traffic

In this use case, when DDoS attacks occur, the network management system receives alerts. It then sends the target ip address and bandwidth of the DDoS attack traffic to the administrative system using the target-prefix and total-attack-traffic attributes of DOTS Telemetry. After that, the administrative system orders upper forwarding nodes to carry out rate-limit all traffic destined to the target based on the pipe capability by the dissemination of the flow-specification-rules protocols such as BGP Flowspec[RFC5575]. In addition, the administrative system estimates the network-access success rate of the target, which is calculated by total pipe capability / (total pipe capability + total attack traffic). Note that total pipe capability information can be gathered by telemetry setup in advance.

3.1.5. Selecting Mitigation Technique Based on Attack Type

Some volumetric attacks, such as amplification attacks, can be detected with high accuracy by checking the layer-3 or layer-4 information of attack packets. These attacks can be detected and mitigated through cooperation among forwarding nodes and flow collectors using IPFIX[RFC7011]. On the other hand, it is necessary to inspect the layer-7 information of attack packets to detect attacks such as DNS Water Torture Attacks. Such attack traffic should be detected and mitigated at a DMS.

The aim of this use case is to enable transit providers to select a mitigation technique based on the type of attack traffic: amplification attack or not. To use such a technique, attack traffic is blocked at forwarding nodes or redirected to a DMS based on attack type through cooperation among forwarding nodes, flow collectors, and an orchestrator. Figure 9 gives an overview of this use case. Figure 10 provides an example of a DOTS telemetry message body that is used to signal various attack traffic percentiles, total traffic percentiles, total attack connection and attack type.

(Internet Transit Provider)

```

+-----+ DOTS +-----+ e.g.,
e.g., +-----+|<--->|           | BGP (Redirect)
IPFIX | Flow      ||C   S| Orchestrator | BGP Flowspec (Drop)
--->| collector |+       |           |--->
+-----+         +-----+

```

```

+-----+ e.g., BGP (Redirect)
e.g., IPFIX +-----+|           BGP Flowspec (Drop)
<---| Forwarding ||<---
      | nodes    ||           DDoS Attack
      | ++=====||=====
      | ||      ||x<=====[e.g., DNS Amp]
      | ||      ||x<=====[e.g., NTP Amp]
+-----||-----+
      ||
      | /
+-----X-----+
| DDoS          |
| mitigation    |
| system        |
+-----+

```

* C is for DOTS client functionality

* S is for DOTS server functionality

Figure 9: DDoS Mitigation Based on Attack Type

```

{
  "ietf-dots-telemetry:telemetry": {
    "pre-or-ongoing-mitigation": [
      {
        "target": {
          "target-prefix": [
            "2001:db8::1/128"
          ]
        },
        "total-attack-traffic": [
          {
            "unit": "megabit-ps",
            "low-percentile-g": "600",
            "mid-percentile-g": "800",
            "high-percentile-g": "1000",
            "peak-g": "1100",
            "current-g": "700"
          }
        ]
      }
    ]
  }
}

```



```
    }
  ],
  "total-attack-traffic-protocol": [
    {
      "protocol": 17,
      "unit": "megabit-ps",
      "mid-percentile-g": "500"
    },
    {
      "protocol": 15,
      "unit": "megabit-ps",
      "mid-percentile-g": "200"
    }
  ],
  "total-attack-connection": [
    {
      "mid-percentile-l": [
        {
          "protocol": 15,
          "connection": 200
        }
      ],
      "high-percentile-l": [
        {
          "protocol": 17,
          "connection": 300
        }
      ]
    }
  ],
  "attack-detail": [
    {
      "vendor-id": 1234,
      "attack-id": 77,
      "start-time": "1957811234",
      "attack-severity": "high",
      "attack-description": "dns-amp"
    },
    {
      "vendor-id": 1234,
      "attack-id": 92,
      "start-time": "1957811234",
      "attack-severity": "high",
      "attack-description": "ntp-amp"
    }
  ]
}
```



```
}  
}
```

Figure 10: Example of Message Body with Total Attack Traffic, Total Attack Traffic Protocol, Total Attack Connection and Attack Type

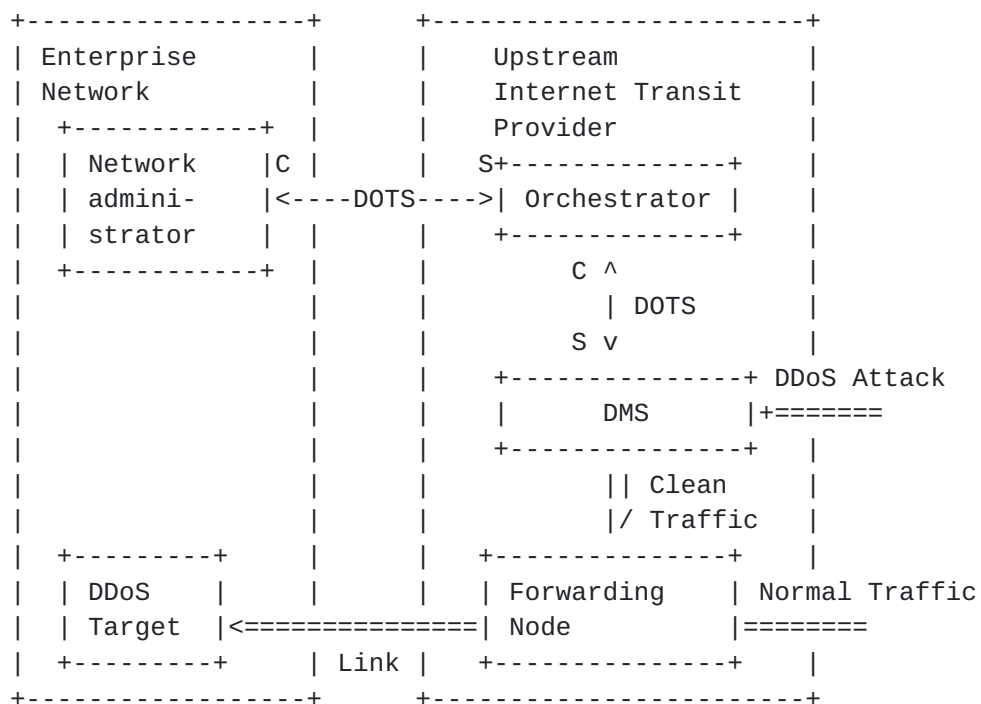
In this use case, the forwarding nodes send statistics of traffic flow to the flow collectors by using a monitoring function such as IPFIX[RFC7011]. When DDoS attacks occur, the flow collectors detect attack traffic and send (dst_ip, attack_type)-tuple information to the orchestrator the using vendor-id and attack-id attribute of DOTS Telemetry. The orchestrator then resolves abused port and orders forwarding nodes to block the (dst_ip, src_port)-tuple flow of amp attack traffic by dissemination of flow-specification-rule protocols such as BGP Flowspec[RFC5575]. On the other hand, the orchestrator orders forwarding nodes to redirect other traffic than the amp attack traffic by a routing protocol such as BGP[RFC4271].

In this case, the flow collector implements a DOTS client while the orchestrator implements a DOTS server.

3.2. Detailed DDoS Mitigation Report

It is possible for the transit provider to add value to the DDoS mitigation service by reporting on-going and detailed DDoS countermeasure status to the enterprise network. In addition, it is possible for the transit provider to know whether the DDoS counter measure is effective or not by receiving reports from the enterprise network.

The aim of this use case is to share the information about on-going DDoS counter measure between the transit provider and the enterprise network mutually. Figure 11 gives an overview of this use case. Figure 12 provides an example of a DOTS telemetry message body that is used to signal various total traffic percentiles, total attack traffic percentiles and attack detail.



* C is for DOTS client functionality

* S is for DOTS server functionality

Figure 11: Detailed DDoS Mitigation Report


```
{
  "ietf-dots-telemetry:telemetry": {
    "pre-or-ongoing-mitigation": [
      {
        "tmid": 567,
        "target": {
          "target-prefix": [
            "2001:db8::1/128"
          ]
        },
        "target-protocol": [
          17
        ],
        "total-traffic": [
          {
            "unit": "megabit-ps",
            "mid-percentile-g": "800"
          }
        ],
        "total-attack-traffic": [
          {
            "unit": "megabit-ps",
            "mid-percentile-g": "100"
          }
        ],
        "attack-detail": [
          {
            "vendor-id": 1234,
            "attack-id": 77,
            "start-time": "1957818434",
            "attack-severity": "high"
          }
        ]
      }
    ]
  }
}
```

Figure 12: Example of Message Body with Total Traffic, Total Attack Traffic Protocol and Attack Detail

In this use case, the network management system in the enterprise network reports limits of incoming traffic volume from the transit provider to the orchestrator in the transit provider in advance. It is reported by using total-pipe-capacity in DOTS telemetry setup.

when DDoS attacks occur, DDoS Orchestration [[RFC8903](#)] is carried out in the transit provider. Then, the DDoS mitigation systems reports

status of DDoS counter measure to the orchestrator by using DOTS

Hayashi, et al.

Expires July 7, 2022

[Page 17]

telemetry such as attack-detail. After that, the orchestrator integrates the reports from the DDoS mitigation system, while removing duplicate contents, and send it to network administrator by using DOTS telemetry periodically.

During the DDoS mitigation, the orchestrator in the transit provider retrieves link congestion status from the network administrator in the enterprise network by using total-traffic in DOTS telemetry. Then, the orchestrator checks whether DDoS countermeasure is effective or not by comparing the total-traffic and the total-pipe-capacity.

In this case, the DMS implements a DOTS server while the orchestrator implements a DOTS client and server in the transit provider. In addition, the network administrator implements a DOTS client.

3.3. Tuning Mitigation Resources

3.3.1. Supervised Machine Learning of Flow Collector

DDoS detection based on monitoring functions, such as IPFIX[RFC7011], is a lighter weight method of detecting DDoS attacks than DMSs in internet transit provider networks. On the other hand, DDoS detection based on the DMSs is a more accurate method of detecting attack traffic or DDoS attacks better than flow monitoring.

The aim of this use case is to increase flow collector's detection accuracy by carrying out supervised machine-learning techniques according to attack detail reported by the DMSs. To use such a technique, forwarding nodes, flow collector, and a DMS should cooperate. Figure 13 gives an overview of this use case. Figure 14 provides an example of a DOTS telemetry message body that is used to signal various total attack traffic percentiles and attack detail.

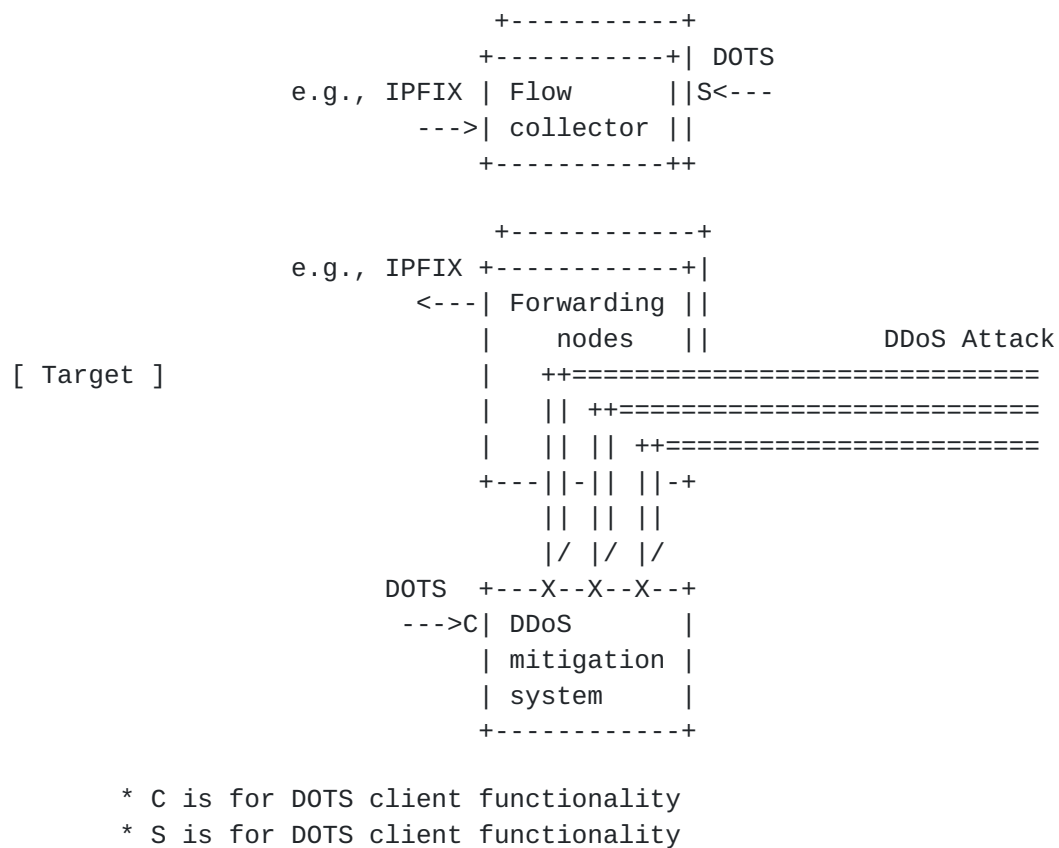


Figure 13: Training Supervised Machine Learning of Flow Collector


```

{
  "ietf-dots-telemetry:telemetry": {
    "pre-or-ongoing-mitigation": [
      {
        "target": {
          "target-prefix": [
            "2001:db8::1/128"
          ]
        },
        "attack-detail": [
          {
            "vendor-id": 1234,
            "attack-id": 77,
            "start-time": "1957811234",
            "attack-severity": "high",
            "top-talker": {
              "talker": [
                {
                  "source-prefix": "2001:db8::2/128"
                },
                {
                  "source-prefix": "2001:db8::3/128"
                }
              ]
            }
          }
        ]
      }
    ]
  }
}

```

Figure 14: Example of Message Body with Attack Type and Top Talkers

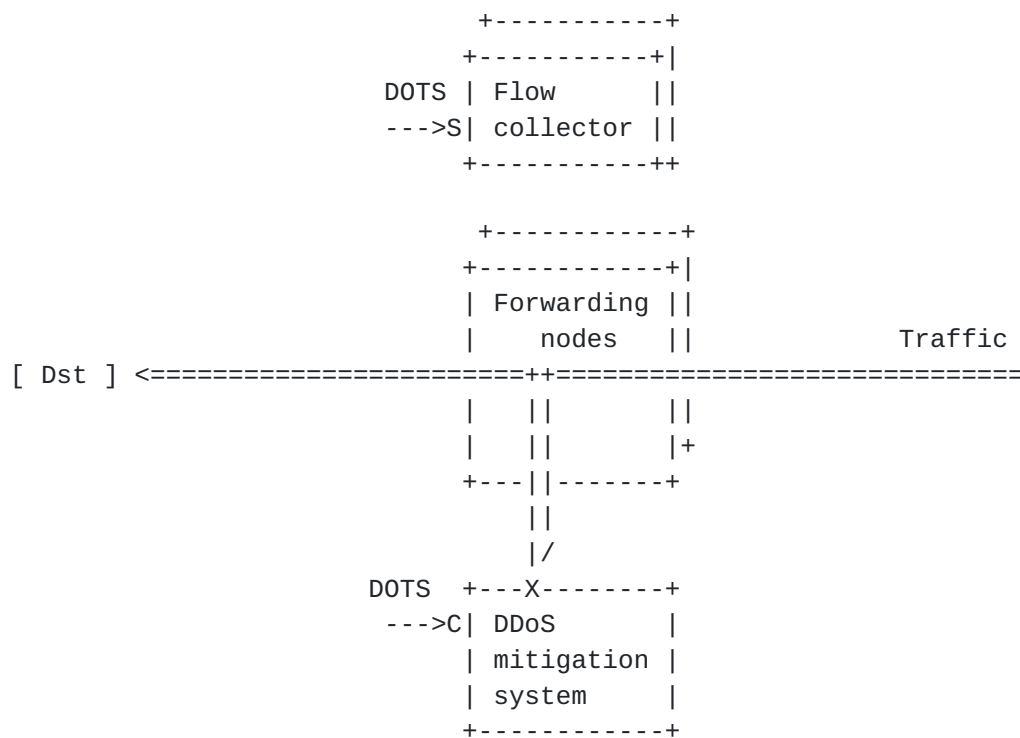
In this use case, the forwarding nodes always send statistics of traffic flow to the flow collectors by using monitoring functions such as IPFIX[RFC7011]. When DDoS attacks occur, DDoS orchestration use case[RFC8903] is carried out and the DMS mitigates all attack traffic destined for a target. The DDoS-mitigation system reports the vendor-id, attack-id and top-talker to the flow collector using DOTS telemetry.

After mitigating a DDoS attack, the flow collector attaches teacher labels, which shows normal traffic or attack type, to the statistics of traffic flow of top-talker based on the reports. The flow collector then carries out supervised machine learning to increase its detection accuracy, setting the statistics as an explanatory variable and setting the labels as an objective variable.

In this case, the DMS implements a DOTS client while the flow collector implements a DOTS server.

3.3.2. Unsupervised Machine Learning of Flow Collector

DMSs can detect DDoS attack traffic, which means DMSs can also identify clean traffic. The aim of this use case is to carry out unsupervised machine-learning for anomaly detection according to baseline reported by DMSs. To use such a technique, forwarding nodes, flow collector, and a DMS should cooperate. Figure 15 gives an overview of this use case. Figure 16 provides an example of a DOTS telemetry message body that is used to signal baseline.



* C is for DOTS client functionality

* S is for DOTS client functionality

Figure 15: Training Unsupervised Machine Learning of Flow Collector


```

{
  "ietf-dots-telemetry:telemetry-setup": {
    "telemetry": [
      {
        "baseline": [
          {
            "id": 1,
            "target-prefix": [
              "2001:db8:6401::1/128"
            ],
            "target-port-range": [
              {
                "lower-port": "53"
              }
            ],
            "target-protocol": [
              17
            ],
            "total-traffic-normal": [
              {
                "unit": "megabit-ps",
                "mid-percentile-g": "30",
                "mid-percentile-g": "50",
                "high-percentile-g": "60",
                "peak-g": "70"
              }
            ]
          }
        ]
      }
    ]
  }
}

```

Figure 16: Example of Message Body with Baseline

In this use case, the forwarding nodes carry out mirroring traffic destined a dst ip address. The DMS then identifies clean traffic and reports the baseline attributes to the flow collector using DOTS telemetry.

The flow collector then carries out unsupervised machine learning to be able to carry out anomaly detection.

In this case, the DMS implements a DOTS client while the flow collector implements a DOTS server.

4. Security Considerations

DOTS telemetry security considerations are discussed in [I-D.ietf-dots-telemetry]. This document does not add new considerations.

5. IANA Considerations

This document does not require any action from IANA.

6. Acknowledgement

The authors would like to thank among others Mohamed Boucadair for their valuable feedback.

7. References

7.1. Normative References

- [I-D.ietf-dots-telemetry]
Boucadair, M., Reddy, T., Doron, E., Chen, M., and J. Shallow, "Distributed Denial-of-Service Open Threat Signaling (DOTS) Telemetry", [draft-ietf-dots-telemetry-15](#) (work in progress), December 2020.
- [RFC3413] Levi, D., Meyer, P., and B. Stewart, "Simple Network Management Protocol (SNMP) Applications", STD 62, [RFC 3413](#), DOI 10.17487/RFC3413, December 2002, <<https://www.rfc-editor.org/info/rfc3413>>.
- [RFC4271] Rekhter, Y., Ed., Li, T., Ed., and S. Hares, Ed., "A Border Gateway Protocol 4 (BGP-4)", [RFC 4271](#), DOI 10.17487/RFC4271, January 2006, <<https://www.rfc-editor.org/info/rfc4271>>.
- [RFC5575] Marques, P., Sheth, N., Raszuk, R., Greene, B., Mauch, J., and D. McPherson, "Dissemination of Flow Specification Rules", [RFC 5575](#), DOI 10.17487/RFC5575, August 2009, <<https://www.rfc-editor.org/info/rfc5575>>.
- [RFC7011] Claise, B., Ed., Trammell, B., Ed., and P. Aitken, "Specification of the IP Flow Information Export (IPFIX) Protocol for the Exchange of Flow Information", STD 77, [RFC 7011](#), DOI 10.17487/RFC7011, September 2013, <<https://www.rfc-editor.org/info/rfc7011>>.

- [RFC8612] Mortensen, A., Reddy, T., and R. Moskowitz, "DDoS Open Threat Signaling (DOTS) Requirements", [RFC 8612](#), DOI 10.17487/RFC8612, May 2019, <<https://www.rfc-editor.org/info/rfc8612>>.
- [RFC8903] Dobbins, R., Migault, D., Moskowitz, R., Teague, N., Xia, L., and K. Nishizuka, "Use Cases for DDoS Open Threat Signaling", [RFC 8903](#), DOI 10.17487/RFC8903, May 2021, <<https://www.rfc-editor.org/info/rfc8903>>.

7.2. Informative References

- [I-D.ietf-dots-rfc8782-bis] Boucadair, M., Shallow, J., and T. Reddy.K, "Distributed Denial-of-Service Open Threat Signaling (DOTS) Signal Channel Specification", [draft-ietf-dots-rfc8782-bis-06](#) (work in progress), March 2021.
- [RFC8783] Boucadair, M., Ed. and T. Reddy.K, Ed., "Distributed Denial-of-Service Open Threat Signaling (DOTS) Data Channel Specification", [RFC 8783](#), DOI 10.17487/RFC8783, May 2020, <<https://www.rfc-editor.org/info/rfc8783>>.

Authors' Addresses

Yuhei Hayashi
NTT
3-9-11, Midori-cho
Musashino-shi, Tokyo 180-8585
Japan

Email: yuuhei.hayashi@gmail.com

Meiling Chen
CMCC
32, Xuanwumen West
Beijing, Beijing 100053
China

Email: chenmeiling@chinamobile.com

Li Su
CMCC
32, Xuanwumen West
Beijing, Beijing 100053
China

Email: suli@chinamobile.com