

EAP Working Group
Internet-Draft
Expires: June 23, 2005
[draft-ietf-eap-statemachine-06](#)

J. Vollbrecht
Vollbrecht Consulting LLC
P. Eronen
Nokia
N. Petroni
University of Maryland
Y. Ohba
TARI
December 23, 2004

State Machines for Extensible Authentication Protocol (EAP) Peer and Authenticator

Status of this Memo

By submitting this Internet-Draft, I certify that any applicable patent or other IPR claims of which I am aware have been disclosed, or will be disclosed, and any of which I become aware will be disclosed, in accordance with [RFC 3668](#).

Internet-Drafts are working documents of the Internet Engineering Task Force (IETF), its areas, and its working groups. Note that other groups may also distribute working documents as Internet-Drafts.

Internet-Drafts are draft documents valid for a maximum of six months and may be updated, replaced, or obsoleted by other documents at any time. It is inappropriate to use Internet-Drafts as reference material or to cite them other than a "work in progress."

The list of current Internet-Drafts can be accessed at
<http://www.ietf.org/lid-abstracts.html>

The list of Internet-Draft Shadow Directories can be accessed at
<http://www.ietf.org/shadow.html>

Copyright Notice

Copyright (C) The Internet Society (2004). All Rights Reserved.

Abstract

This document describes a set of state machines for Extensible Authentication Protocol (EAP) peer, EAP standalone authenticator (non-pass-through), EAP backend authenticator (for use on Authentication, Authorization and Accounting (AAA) servers), and EAP full authenticator (for both local and pass-through). This set of state machines shows how EAP can be implemented to support deployment in either a peer/authenticator or peer/authenticator/AAA Server environment. The peer and standalone authenticator machines are illustrative of how the EAP protocol defined in [RFC 3748](#) may be implemented. The backend and full/pass-through authenticators

illustrate how EAP/AAA protocol support defined in [RFC 3579](#) may be implemented. Where there are differences [RFC 3748](#)/RFC 3579 are authoritative.

The state machines are based on the EAP "Switch" model. This model includes events and actions for the interaction between the EAP Switch and EAP methods. A brief description of the EAP "Switch" model is given in the Introduction section.

The state machine and associated model are informative only. Implementations may achieve the same results using different methods.

Table of Contents

1.	Specification of Requirements	4
2.	The EAP Switch Model	4
3.	Notational conventions used in state diagrams	5
3.1.	Notational specifics	5
3.2.	State Machine Symbols.	8
3.3.	Document authority	9
4.	Peer State Machine	10
4.1.	Interface between peer state machine and lower layer	10
4.2.	Interface between peer state machine and methods	12
4.3.	Peer state machine local variables	14
4.4.	Peer state machine procedures.	15
4.5.	Peer state machine states.	16
5.	Standalone Authenticator State Machine	18
5.1.	Interface between standalone authenticator state machine and lower layer.	18
5.2.	Interface between standalone authenticator state machine and methods.	20
5.3.	Standalone authenticator state machine local variables	22
5.4.	EAP standalone authenticator procedures.	23
5.5.	EAP standalone authenticator states.	25
6.	EAP Backend Authenticator	27
6.1.	Interface between backend authenticator state machine and lower layer.	27
6.2.	Interface between backend authenticator state machine and methods.	29
6.3.	Backend authenticator state machine local variables.	29
6.4.	EAP backend authenticator procedures	29
6.5.	EAP backend authenticator states	30
7.	EAP Full Authenticator	31
7.1.	Interface between full authenticator state machine and lower layers	31
7.2.	Interface between full authenticator state machine and methods	33
7.3.	Full authenticator state machine local variables	33
7.4.	EAP full authenticator procedures.	34
7.5.	EAP full authenticator states.	34
8.	Implementation Considerations.	36
8.1	Robustness	36
8.2	Method/Method and Method/Lower-Layer Interfaces.	36
8.3	Peer state machine interoperability with deployed implementations	36
9.	Security Considerations	37
10.	Acknowledgments	38
11.	References	39
11.1.	Normative References	39
11.2.	Informative References	39

Appendix. ASCII versions of state diagrams	40
A.1. EAP Peer State Machine (Figure 3)	40
A.2. EAP Standalone Authenticator State Machine (Figure 4) .	43
A.3. EAP Backend Authenticator State Machine (Figure 5) . . .	46
A.4. EAP Full Authenticator State Machine (Figures 6 and 7) .	49
Authors' Addresses	52
Full Copyright Statement	53

[1.](#) Specification of Requirements

In this document, several words are used to signify the requirements of the specification. These words are often capitalized. The key words "MUST", "MUST NOT", "REQUIRED", "SHALL", "SHALL NOT", "SHOULD", "SHOULD NOT", "RECOMMENDED", "MAY", and "OPTIONAL" in this document are to be interpreted as described in [[RFC2119](#)].

[2.](#) The EAP Switch Model

This document offers a proposed state machine for RFCs [[RFC3748](#)] and [[RFC3579](#)]. There are state machines for the peer, the standalone authenticator, a backend authenticator and a full/pass-through authenticator. Accompanying each state machine diagram is a description of the variables, the functions and the states in the diagram. Whenever possible, the same notation has been used in each of the state machines.

An EAP authentication consists of one or more EAP methods in sequence followed by an EAP Success or EAP Failure sent from the authenticator to the peer. The EAP Switches control negotiation of EAP methods and sequences of methods.




Figure 1: EAP Switch Model

At both the peer and authenticator one or more EAP methods exist. The EAP switches select which methods each is willing to use, and negotiate between themselves to pick a method or sequence of methods.

Note that the methods may also have state machines. The details of these are outside the scope of this paper.

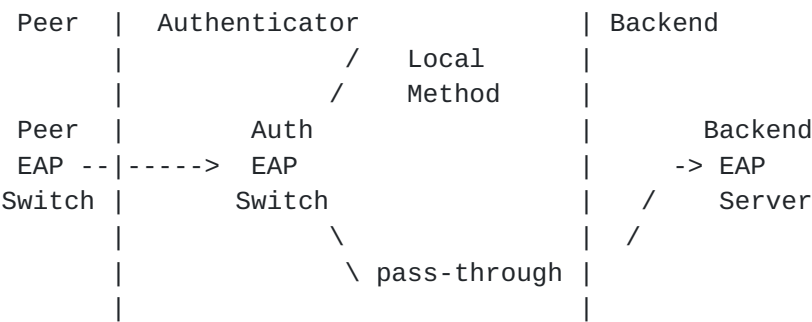


Figure 2: EAP Pass-Through Model

The Full/Pass-Through state machine allows a NAS or Edge Device to pass EAP Response messages to a Backend Server where the Authentication Method resides. This paper includes a state machine for the EAP authenticator that supports both local and pass-through methods as well as a state machine for the backend authenticator existing at the AAA server. A simple "Standalone" authenticator is also provided to show a basic, non-pass-through authenticator's behavior.

This document describes a set of State Machines that can manage EAP authentication from the peer to an EAP method on the authenticator or from the peer through the authenticator pass-through method to the EAP method on the Backend EAP server.

Some environments where EAP is used, such as PPP, may support peer-to-peer operation. That is, both parties act as peers and authenticators at the same time, in two simultaneous and independent EAP conversations. In this case, the implementation at each node has to perform demultiplexing of incoming EAP packets. EAP packets with Code set to Response are delivered to the authenticator state machine and EAP packets with Code set to Request, Success or Failure are delivered to the peer state machine.

The state diagrams presented in this document have been coordinated with the diagrams in [1X-REV]. The format of the diagrams is adapted from the format therein. The interface between the state machines defined here and the IEEE-802-1X-REV state machines is also explained in Appendix F of [1X-REV].

3. Notational conventions used in state diagrams

3.1. Notational specifics

The following state diagrams have been completed based on the conventions specified in [1X-REV], section 8.2.1. The complete text is reproduced here:

State diagrams are used to represent the operation of the protocol by a number of cooperating state machines each comprising a group of connected, mutually exclusive states. Only one state of each machine can be active at any given time.

Each state is represented in the state diagram as a rectangular box, divided into two parts by a horizontal line. The upper part contains the state identifier, written in upper case letters. The lower part contains any procedures that are executed on entry to the state.

All permissible transitions between states are represented by arrows, the arrowhead denoting the direction of the possible transition. Labels attached to arrows denote the condition(s) that must be met in order for the transition to take place. All conditions are expressions that evaluate to TRUE or FALSE; if a condition evaluates to TRUE, then the condition is met. The label UCT denotes an unconditional transition (i.e., UCT always evaluates to TRUE). A transition that is global in nature (i.e., a transition that occurs from any of the possible states if the condition attached to the arrow is met) is denoted by an open arrow; i.e., no specific state is identified as the origin of the transition. When the condition associated with a global transition is met, it supersedes all other exit conditions including UCT. The special global condition BEGIN supersedes all other global conditions, and once asserted remains asserted until all state blocks have executed to the point that variable assignments and other consequences of their execution remain unchanged.

On entry to a state, the procedures defined for the state (if any) are executed exactly once, in the order that they appear on the page. Each action is deemed to be atomic; i.e., execution of a procedure completes before the next sequential procedure starts to execute. No procedures execute outside of a state block. The procedures in only one state block execute at a time, even if the conditions for execution of state blocks in different state machines are satisfied, and all procedures in an executing state block complete execution before the transition to and execution of any other state block occurs, i.e., the execution of any state block appears to be atomic with respect to the execution of any other state block and the transition condition to that state from the previous state is TRUE when execution commences. The order of execution of state blocks in different state machines is undefined except as constrained by their transition conditions. A variable that is set to a particular value in a state block retains this value until a subsequent state block executes a procedure that modifies the value.

On completion of all of the procedures within a state, all exit conditions for the state (including all conditions associated with global transitions) are evaluated continuously until one of the conditions is met. The label ELSE denotes a transition that occurs if none of the other conditions for transitions from the state are met (i.e., ELSE evaluates to TRUE if all other possible exit conditions from the state evaluate to FALSE). Where two or more exit conditions with the same level of precedence become TRUE simultaneously, the choice as to which exit condition causes the state transition to take place is arbitrary.

Where it is necessary to split a state machine description across more than one diagram, a transition between two states that appear on different diagrams is represented by an exit arrow drawn with dashed lines, plus a reference to the diagram that contains the destination state. Similarly, dashed arrows and a dashed state box are used on the destination diagram to show the transition to the destination state. In a state machine that has been split in this way, any global transitions that can cause entry to states defined in one of the diagrams are deemed to be potential exit conditions for all of the states of the state machine, regardless of which diagram the state boxes appear in.

Should a conflict exist between the interpretation of a state diagram and either the corresponding global transition tables or the textual description associated with the state machine, the state diagram takes precedence. The interpretation of the special symbols and operators used in the state diagrams is as defined in [Section 3.2](#); these symbols and operators are derived from the notation of the C++ programming language, ISO/IEC 14882. If a boolean variable is described in this clause as being set it has or is assigned the value TRUE, if reset or clear the value FALSE.

In addition to the above notation, there are a couple of clarifications specific to this document. First, all boolean variables are initialized to FALSE before the state machine execution begins. Second, the following notational shorthand is specific to this document:

`<variable> = <expression1> | <expression2> | ...`

Execution of a statement of this form will result in `<variable>` having a value of exactly one of the expressions. The logic for which of those expressions gets executed is outside of the state machine and could be environmental, configurable, or based on another state machine such as that of the method.

3.2. State Machine Symbols

()

Used to force the precedence of operators in Boolean expressions and to delimit the argument(s) of actions within state boxes.

;

Used as a terminating delimiter for actions within state boxes. Where a state box contains multiple actions, the order of execution follows the normal English language conventions for reading text.

=

Assignment action. The value of the expression to the right of the operator is assigned to the variable to the left of the operator. Where this operator is used to define multiple assignments, e.g., a = b = X the action causes the value of the expression following the right-most assignment operator to be assigned to all of the variables that appear to the left of the right-most assignment operator.

!

Logical NOT operator.

&&

Logical AND operator.

||

Logical OR operator.

if...then...

Conditional action. If the Boolean expression following the if evaluates to TRUE, then the action following the then is executed.

{ statement 1, ... statement N }

Compound statement. Braces are used to group statements that are executed together as if they were a single statement.

!=

Inequality. Evaluates to TRUE if the expression to the left of the operator is not equal in value to the expression to the right.

==

Equality. Evaluates to TRUE if the expression to the left of the operator is equal in value to the expression to the right.

>

Greater than. Evaluates to TRUE if the value of the expression to the left of the operator is greater than the value of the expression to the right.

<=

Less than or equal to. Evaluates to TRUE if the value of the expression to the left of the operator is either less than or equal to the value of the expression to the right.

++

Increment the preceding integer operator by 1.

+

Arithmetic addition operator.

&

Bitwise AND operator.

3.3. Document authority

Should a conflict exist between the interpretation of a state diagram and either the corresponding global transition tables or the textual description associated with the state machine, the state diagram takes precedence. When a discrepancy occurs between any part of this document (text or diagram) and any of the related documents ([[RFC3748](#)], [[RFC3579](#)], etc.) the latter (the other document) is considered authoritative and takes precedence.

4. Peer State Machine

The following is a diagram of the EAP peer state machine. Also included is an explanation of the primitives and procedures referenced in the diagram, as well as a clarification of notation.

(see the .pdf version for missing diagram or refer to [Appendix A.1](#) if reading the .txt version)

Figure 3: EAP Peer State Machine

4.1. Interface between peer state machine and lower layer

The lower layer presents messages to the EAP peer state machine by storing the packet in `eapReqData` and setting the `eapReq` signal to TRUE. Note that despite the name of the signal, the lower layer does not actually inspect the contents of the EAP packet (it could be a Success or Failure message instead of a Request).

When the EAP peer state machine has finished processing the message it sets either `eapResp` or `eapNoResp`. If it sets `eapResp`, the corresponding response packet is stored in `eapRespData`. The lower layer is responsible for actually transmitting this message. When the EAP peer state machine authentication is complete it will set `eapSuccess` or `eapFailure` to indicate to the lower layer that the authentication has succeeded or failed.

4.1.1. Variables (lower layer to peer)

`eapReq` (boolean)

Set to TRUE in lower layer, FALSE in peer state machine.
Indicates there is a request available in the lower layer.

`eapReqData` (EAP packet)

Set in lower layer when `eapReq` is set to TRUE. The contents of the available request.

`portEnabled` (boolean)

Indicates that the EAP peer state machine should be ready for communication. This is set to TRUE when the EAP conversation is started by the lower layer. If at any point the communication port or session is not available, `portEnabled` is set to FALSE and the state machine transitions to DISABLED. To avoid unnecessary resets, the lower layer may dampen link down indications when it believes that the link is only temporarily down and that it will

soon be back up (see [\[RFC3748\]](#), [Section 7.12](#)). In this case, portEnabled may not always be equal to the the "link up" flag of the lower layer.

idleWhile (integer)

Outside timer used to indicate how long remains before the peer will timeout while waiting for a valid request.

eapRestart (boolean)

Indicates the lower layer would like to restart authentication

altAccept (boolean)

Alternate indication of success, as described in [\[RFC3748\]](#).

altReject (boolean)

Alternate indication of failure, as described in [\[RFC3748\]](#).

[4.1.2](#). Variables (peer to lower layer)

eapResp (boolean)

Set to TRUE in peer state machine, FALSE in lower layer.
Indicates there is a response to be sent.

eapNoResp (boolean)

Set to TRUE in peer state machine, FALSE in lower layer.
Indicates the request has been processed, but there is no response to send.

eapSuccess (boolean)

Set to TRUE in peer state machine, FALSE in lower layer.
Indicates the Peer has reached the SUCCESS state.

eapFail (boolean)

Set to TRUE in peer state machine, FALSE in lower layer.
Indicates the Peer has reached the FAILURE state.

eapRespData (EAP packet)

Set in peer state machine when eapResp is set to TRUE. The EAP packet which is the response to send.

eapKeyData (EAP key)

Set in peer state machine when keying material becomes available. Set during the METHOD state. Note that this document does not yet define the structure of the type "EAP key". We expect it to be defined in [[Keying](#)].

eapKeyAvailable (boolean)

Set to TRUE in the SUCCESS state if keying material is available. The actual key is stored in eapKeyData.

4.1.3. Constants

ClientTimeout (integer)

Configurable amount of time to wait for a valid request before aborting, initialized by implementation-specific means (e.g., a configuration setting).

4.2. Interface between peer state machine and methods

IN: eapReqData (includes reqId)

OUT: ignore, eapRespData, allowNotifications, decision

IN/OUT: methodState, (method-specific state)

The following describes the interaction between the state machine and EAP methods.

If methodState==INIT, the method starts by initializing its own method-specific state.

Next, the method must decide whether to process the packet or silently discard it. If the packet appears to have been sent by someone other than the legitimate authenticator (for instance, message integrity check fails) and the method is capable of treating such situations as non-fatal, the method can set ignore=TRUE. In this case, the method should not modify any other variables.

If the method decides to process the packet, it behaves as follows.

- o Updates its own method-specific state.
- o If the method has derived keying material it wants to export, stores the keying material to eapKeyData.

- o Creates a response packet (with the same identifier as the request), and stores it to eapRespData.
- o Sets ignore=FALSE.

Next, the method must update methodState and decision according to the following rules.

methodState=CONT: The method always continues at this point (and the peer wants to continue it). The decision variable is always set to FAIL.

methodState=MAY_CONT: At this point, the authenticator can decide either to continue the method or end the conversation. The decision variable tells us what to do in the case the conversation ends. If the current situation does not satisfy the peer's security policy (that is, if the authenticator now decides to allow access, the peer will not use it), set decision=FAIL. Otherwise, set decision=COND_SUCC.

methodState=DONE: The method never continues at this point, (or the peer sees no point in continuing it).

If either (a) the authenticator has informed us that it will not allow access, or (b) we're not willing to talk to this authenticator (e.g., our security policy is not satisfied), set decision=FAIL. (Note that this state can occur even if the method still has additional messages left, if continuing it can not change the peer's decision to success).

If both (a) the server has informed us that it will allow access and the next packet will be EAP Success, and (b) we're willing to use this access, set decision=UNCOND_SUCC.

Otherwise, we do not know what the server's decision is, but are willing to use the access if the server allows. In this case, set decision=COND_SUCC.

Finally, the method must set the allowNotifications variable. If the new methodState is either CONT or MAY_CONT, and the method specification does not forbid the use of Notification messages, set allowNotifications=TRUE. Otherwise, set allowNotifications=FALSE.

4.3. Peer state machine local variables

4.3.1. Long-term (maintained between packets)

selectMethod (EAP type)

Set in GET_METHOD state. The method the peer believes to be currently "in progress"

methodState (enumeration)

As described above.

lastId (integer)

0-255 or NONE. Set in SEND_RESPONSE state. The EAP identifier value of the last request.

lastRespData (EAP packet)

Set in SEND_RESPONSE state. The EAP packet last sent from the peer.

decision (enumeration)

As described above

NOTE: EAP type can be normal type (0..253,255), or an extended type consisting of type 254, Vendor-Id, and Vendor-Type.

4.3.2. Short-term (not maintained between packets)

rxReq (boolean)

Set in RECEIVED state. Indicates the current received packet is an EAP request.

rxSuccess (boolean)

Set in RECEIVED state. Indicates the current received packet is an EAP Success.

rxFailure (boolean)

Set in RECEIVED state. Indicates the current received packet is an EAP Failure.

reqId (integer)

Set in RECEIVED state. The identifier value associated with the current EAP request.

reqMethod (EAP type)

Set in RECEIVED state. The method type of the current EAP request

ignore (boolean)

Set in METHOD state. Indicates whether the method has decided to drop the current packet.

4.4. Peer state machine procedures

NOTE: For method procedures, the method uses its internal state in addition to the information provided by the EAP layer. The only arguments that are explicitly shown as inputs to the procedures are those provided to the method by EAP. Those inputs provided by the method's internal state remain implicit.

parseEapReq()

Determine the code, identifier value, and type of the current request. In case of a parsing error (e.g., the length field is longer than the received packet), rxReq, rxSuccess, and rxFailure will all be set to FALSE. The values of reqId and reqMethod may be undefined as a result. Returns three booleans, one integer, and one EAP type.

processNotify()

Process the contents of Notification Request (for instance, display it to the user or log it). Return value is undefined.

buildNotify()

Create the appropriate notification response. Returns an EAP packet.

processIdentity()

Process the contents of Identity Request. Return value is undefined.

buildIdentity()

Create the appropriate identity response. Returns an EAP packet.

m.check()

Method-specific procedure to test for the validity of a message. Returns a boolean.

m.process()

Method procedure to parse and process a request for that method. Returns a methodState enumeration, a decision enumeration, and a boolean.

m.buildResp()

Method procedure to create a response message. Returns an EAP packet.

m.getKey()

Method procedure to obtain key material for use by EAP or lower layers. Returns an EAP key.

[4.5.](#) Peer state machine states

DISABLED

This state is reached anytime service from the lower layer is interrupted or unavailable. Immediate transition to INITIALIZE occurs when the port becomes enabled.

INITIALIZE

Initializes variables when the state machine is activated.

IDLE

The state machine spends most of its time here, waiting for something to happen.

RECEIVED

This state is entered when an EAP packet is received: the packet header is parsed here.

GET_METHOD

This state is entered when a request for a new type comes in: either the correct method is started, or a Nak response is built.

METHOD

The method processing happens here: the request from the authenticator is processed, and an appropriate response packet is built.

SEND_RESPONSE

This state signals the lower layer that a response packet is ready to be sent.

DISCARD

This state signals the lower layer that the request was discarded, and no response packet will be sent at this time.

IDENTITY:

Handles requests for Identity method, and builds a response.

NOTIFICATION

Handles requests for Notification method, and builds a response.

RETRANSMIT

Retransmits the previous response packet.

SUCCESS

A final state indicating success.

FAILURE

A final state indicating failure.

5. Standalone Authenticator State Machine

The following is a diagram of the "Standalone" EAP authenticator state machine. This diagram should be used for those interested in a self-contained, or non-pass-through, authenticator. Included is an explanation of the primitives and procedures referenced in the diagram, as well as a clarification of notation.

(see the .pdf version for missing diagram or
refer to [Appendix A.2](#) if reading the .txt version)

Figure 4: EAP Standalone Authenticator State Machine

5.1. Interface between standalone authenticator state machine and lower layer

The lower layer presents messages to the EAP authenticator state machine by storing the packet in `eapRespData` and setting the `eapResp` signal to TRUE.

When the EAP authenticator state machine has finished processing the message, it sets one of the signals `eapReq`, `eapNoReq`, `eapSuccess`, and `eapFail`. If it sets `eapReq`, `eapSuccess`, or `eapFail`, the corresponding request (or success/failure) packet is stored in `eapReqData`. The lower layer is responsible for actually transmitting this message.

5.1.1. Variables (lower layer to standalone authenticator)

`eapResp` (boolean)

Set to TRUE in lower layer, FALSE in authenticator state machine.
Indicates an EAP response is available for processing.

`eapRespData` (EAP packet)

Set in lower layer when `eapResp` is set to TRUE. The EAP packet to be processed.

`portEnabled` (boolean)

Indicates that the EAP authenticator state machine should be ready for communication. This is set to TRUE when the EAP conversation is started by the lower layer. If at any point the communication port or session is not available, `portEnabled` is set to FALSE and the state machine transitions to DISABLED. To avoid unnecessary resets, the lower layer may dampen link down indications when it believes that the link is only temporarily down and that it will

soon be back up (see [\[RFC3748\], Section 7.12](#)). In this case, portEnabled may not always be equal to the the "link up" flag of the lower layer.

retransWhile (integer)

Outside timer used to indicate how long the authenticator has waited for a new (valid) response.

eapRestart (boolean)

Indicates the lower layer would like to restart authentication

eapSRTT (integer)

Smoothed round-trip time. (see [\[RFC3748\], Section 4.3](#))

eapRTTVAR (integer)

Round-trip time variation. (see [\[RFC3748\], Section 4.3](#))

5.1.2. Variables (standalone authenticator to lower layer)

eapReq (boolean)

Set to TRUE in authenticator state machine, FALSE in lower layer. Indicates a new EAP request is ready to be sent.

eapNoReq (boolean)

Set to TRUE in authenticator state machine, FALSE in lower layer. Indicates the most recent response has been processed, but there is no new request to send.

eapSuccess (boolean)

Set to TRUE in authenticator state machine, FALSE in lower layer. Indicates the state machine has reached the SUCCESS state.

eapFail (boolean)

Set to TRUE in authenticator state machine, FALSE in lower layer. Indicates the state machine has reached the FAILURE state.

eapTimeout (boolean)

Set to TRUE in the TIMEOUT_FAILURE state if the authenticator has reached its maximum number of retransmissions without receiving a response.

eapReqData (EAP packet)

Set in authenticator state machine when eapReq, eapSuccess, or eapFail is set to TRUE. The actual EAP request to be sent (or success/failure).

eapKeyData (EAP key)

Set in authenticator state machine when keying material becomes available. Set during the METHOD state. Note that this document does not yet define the structure of the type "EAP key". We expect it to be defined in [[Keying](#)].

eapKeyAvailable (boolean)

Set to TRUE in the SUCCESS state if keying material is available. The actual key is stored in eapKeyData.

5.1.3. Constants

MaxRetrans (integer)

Configurable maximum for how many retransmissions should be attempted before aborting.

5.2. Interface between standalone authenticator state machine and methods

IN: eapRespData, methodState

OUT: ignore, eapReqData

IN/OUT: currentId, (method-specific state), (policy)

The following describes the interaction between the state machine and EAP methods.

m.init (in: -, out: -)

When the method is first started, it must initialize its own method-specific state, possibly using some information from Policy (e.g.,

identity).

m.buildReq (in: integer, out: EAP packet)

Next, the method creates a new EAP Request packet, with the given identifier value, and updates its method-specific state accordingly.

m.getTimeout (in: -, out: integer or NONE)

The method can also provide a hint for retransmission timeout with m.getTimeout.

m.check (in: EAP packet, out: boolean)

When a new EAP Response is received, the method must first decide whether to process the packet or silently discard it. If the packet looks like it was not sent by the legitimate peer (e.g., it has invalid MIC, and this case should never occur), the method can indicate this by returning FALSE. In this case, the method should not modify its own method-specific state.

m.process (in: EAP packet, out: -)

m.isDone (in: -, out: boolean)

m.getKey (in: -, out: EAP key or NONE)

Next, the method processes the EAP Response and updates its own method-specific state. Now the options are to continue the conversation (send another request) or end this method.

If the method wants to end the conversation, it

- o Tells Policy about the outcome of the method, and possibly other information.
- o If the method has derived keying material it wants to export, returns it from m.getKey().
- o Indicates that the method wants to end by returning TRUE from m.isDone().

Otherwise, the method continues by sending another request, as described earlier.

5.3. Standalone authenticator state machine local variables

5.3.1. Long-term (maintained between packets)

currentMethod (EAP type)

EAP type, IDENTITY, or NOTIFICATION.

currentId (integer)

0-255 or NONE. Usually updated in PROPOSE_METHOD state.
Indicates the identifier value of the currently outstanding EAP request.

methodState (enumeration)

As described above.

retransCount (integer)

Reset in SEND_REQUEST state and updated in RETRANSMIT state.
Current number of retransmissions.

lastReqData (EAP packet)

Set in SEND_REQUEST state. EAP packet containing the last sent request.

methodTimeout (integer)

Method-provided hint for suitable retransmission timeout, or NONE.

5.3.2. Short-term (not maintained between packets)

rxResp (boolean)

Set in RECEIVED state. Indicates the current received packet is an EAP response.

respId (integer)

Set in RECEIVED state. The identifier from the current EAP response.

respMethod (EAP type)

Set in RECEIVED state. The method type of the current EAP response.

ignore (boolean)

Set in METHOD state. Indicates whether the method has decided to drop the current packet.

decision (enumeration)

Set in SELECT_ACTION state. Temporarily store the policy decision to succeed, fail, or continue.

5.4. EAP standalone authenticator procedures

NOTE: For method procedures, the method uses its internal state in addition to the information provided by the EAP layer. The only arguments that are explicitly shown as inputs to the procedures are those provided to the method by EAP. Those inputs provided by the method's internal state remain implicit.

calculateTimeout()

Calculates the retransmission timeout, taking into account the retransmission count, round-trip time measurements, and method-specific timeout hint (see [\[RFC3748\], Section 4.3](#)). Returns an integer.

parseEapResp()

Determine the code, identifier value, and type of the current response. In case of a parsing error (e.g., the length field is longer than the received packet), rxResp will be set to FALSE. The values of respId and respMethod may be undefined as a result. Returns a boolean, an integer, and an EAP type.

buildSuccess()

Create an EAP Success Packet. Returns an EAP packet.

buildFailure()

Create an EAP Failure Packet. Returns an EAP packet.

nextId()

Determine the next identifier value to use, based on the previous one. Returns an integer.

`Policy.update()`

Update all variables related to internal policy state. Return value is undefined.

`Policy.getNextMethod()`

Determine the method that should be used at this point in the conversation based on pre-defined policy. `Policy.getNextMethod()` MUST comply with [RFC3748] ([Section 2.1](#)), which forbids the use of sequences of authentication methods within an EAP conversation. Hence, if an authentication method has already been executed within an EAP dialog, `Policy.getNextMethod()` MUST NOT propose another authentication method within the same EAP dialog. Returns an EAP type.

`Policy.getDecision()`

Determine if the policy will allow SUCCESS, FAIL, or is yet to determine (CONTINUE). Returns a decision enumeration.

`m.check()`

Method-specific procedure to test for the validity of a message. Returns a boolean.

`m.process()`

Method procedure to parse and process a response for that method. Return value is undefined.

`m.init()`

Method procedure to initialize state just before use. Return value is undefined.

`m.reset()`

Method procedure to indicate the method is ending in the middle or before completion. Return value is undefined.

`m.isDone()`

Method procedure to check for method completion. Returns a boolean.

m.getTimeout()

Method procedure to determine an appropriate timeout hint for that method. Returns an integer.

m.getKey()

Method procedure to obtain key material for use by EAP or lower layers. Returns an EAP key.

m.buildReq()

Method procedure to produce the next request. Returns an EAP packet.

5.5. EAP standalone authenticator states

DISABLED

The authenticator is disabled until the port is enabled by the lower layer.

INITIALIZE

Initializes variables when the state machine is activated.

IDLE

The state machine spends most of its time here, waiting for something to happen.

RECEIVED

This state is entered when an EAP packet is received: the packet header is parsed here.

INTEGRITY_CHECK

A method state in which the integrity of the incoming packet from the peer is verified by the method.

METHOD_RESPONSE

A method state in which the incoming packet is processed.

METHOD_REQUEST

A method state in which a new request is formulated if necessary.

PROPOSE_METHOD

A state in which the authenticator decides which method to try next in the authentication.

SELECT_ACTION

In between methods, the state machine re-evaluates whether or not its policy is satisfied and succeeds, fails, or remains undecided.

SEND_REQUEST

This state signals the lower layer that a request packet is ready to be sent.

DISCARD

This state signals the lower layer that the response was discarded, and no new request packet will be sent at this time.

NAK

This state processes Nak responses from the peer.

RETRANSMIT

Retransmits the previous request packet.

SUCCESS

A final state indicating success.

FAILURE

A final state indicating failure.

TIMEOUT_FAILURE

A final state indicating failure because no response has been received. Because no response was received, no new message (including failure) should be sent to the peer. Note that this is different from the FAILURE state, where a message indicating failure is sent to the peer.

6. EAP Backend Authenticator

When operating in pass-through mode, there are conceptually two parts to the authenticator - the part that passes packets through and the backend that actually implements the EAP method. The following diagram shows a state machine for the backend part of this model when using a AAA server. Note that this diagram is identical to Figure 4 except no retransmit is included in the IDLE state because with RADIUS retransmit is handled by the NAS, and a PICK_UP_METHOD state and variable in INITIALIZE state are added to allow the Method to "pickup" a method started in a NAS. Included is an explanation of the primitives and procedures referenced in the diagram, many of which are the same as above. It should be noted that the "lower layer" in this case is some AAA protocol (e.g., RADIUS).

(see the .pdf version for missing diagram or refer to [Appendix A.3](#) if reading the .txt version)

Figure 5: EAP Backend Authenticator State Machine

6.1. Interface between backend authenticator state machine and lower layer

The lower layer presents messages to the EAP backend authenticator state machine by storing the packet in `aaaEapRespData` and setting the `aaaEapResp` signal to TRUE.

When the EAP backend authenticator state machine has finished processing the message, it sets one of the signals `aaaEapReq`, `aaaEapNoReq`, `aaaSuccess`, and `aaaFail`. If it sets `eapReq`, `eapSuccess`, or `eapFail`, the corresponding request (or success/failure) packet is stored in `aaaEapReqData`. The lower layer is responsible for actually transmitting this message.

6.1.1. Variables (AAA interface to backend authenticator)

`aaaEapResp` (boolean)

Set to TRUE in lower layer, FALSE in authenticator state machine. Usually indicates that an EAP response, stored in `aaaEapRespData`, is available for processing by the AAA server. If `aaaEapRespData` is set to NONE, indicates that the AAA server should send the initial EAP request.

aaaEapRespData (EAP packet)

Set in lower layer when eapResp is set to TRUE. The EAP packet to be processed or NONE.

backendEnabled (boolean)

Indicates that there is a valid link to use for the communication. If at any point the port is not available, backendEnabled is set to FALSE and the state machine transitions to DISABLED.

6.1.2. Variables (backend authenticator to AAA interface)

aaaEapReq (boolean)

Set to TRUE in authenticator state machine, FALSE in lower layer. Indicates a new EAP request is ready to be sent.

aaaEapNoReq (boolean)

Set to TRUE in authenticator state machine, FALSE in lower layer. Indicates the most recent response has been processed, but there is no new request to send.

aaaSuccess (boolean)

Set to TRUE in authenticator state machine, FALSE in lower layer. Indicates the state machine has reached the SUCCESS state.

aaaFail (boolean)

Set to TRUE in authenticator state machine, FALSE in lower layer. Indicates the state machine has reached the FAILURE state.

aaaEapReqData (EAP packet)

Set in authenticator state machine when aaaEapReq, aaaSuccess, or aaaFail is set to TRUE. The actual EAP request to be sent (or success/failure).

aaaEapKeyData (EAP key)

Set in authenticator state machine when keying material becomes available. Set during the METHOD_RESPONSE state. Note that this document does not yet define the structure of the type "EAP key". We expect it to be defined in [\[Keying\]](#).

aaaEapKeyAvailable (boolean)

Set to TRUE in the SUCCESS state if keying material is available.
The actual key is stored in aaaEapKeyData.

aaaMethodTimeout (integer)

Method-provided hint for suitable retransmission timeout, or NONE
(note that this hint is for the EAP retransmissions done by the
pass-through authenticator, not retransmissions of AAA packets).

6.2. Interface between backend authenticator state machine and methods

The backend method interface is almost the same as in standalone authenticator described in [Section 5.2](#). The only difference is that some methods on the backend may support "picking up" a conversation started by the pass-through. That is, the EAP Request packet was sent by the pass-through, but the backend must process the corresponding EAP Response. Usually only the Identity method supports this, but others are possible.

When "picking up" a conversation, `m.initPickUp()` is called instead of `m.init()`. Next, `m.process()` must examine `eapRespData` and update its own method-specific state to match what it would have been if it had

actually sent the corresponding request. (Obviously, this only works for methods that can determine what the initial request contained; Identity and EAP-TLS are good examples.)

After this, the processing continues as described in [Section 5.2](#).

6.3. Backend authenticator state machine local variables

For definitions of the variables used in the Backend Authenticator, see [Section 5.3](#).

6.4. EAP backend authenticator procedures

Most of the procedures of the backend authenticator have already been defined in [Section 5.4](#). This section contains definitions for those not existent in the standalone version, as well as those which are defined differently.

NOTE: For method procedures, the method uses its internal state in addition to the information provided by the EAP layer. The only arguments that are explicitly shown as inputs to the procedures are those provided to the method by EAP. Those inputs provided by the method's internal state remain implicit.

Policy.doPickUp()

Notify the policy that an already-chosen method is being picked up and will be completed. Returns a boolean.

m.initPickUp()

Method procedure to initialize state when continuing from an already-started method. Return value is undefined.

6.5. EAP backend authenticator states

Most of the states of the backend authenticator have already been defined in [Section 5.5](#). This section contains definitions for those not existent in the standalone version, as well as those which are defined differently.

PICK_UP_METHOD

Set an initial state for a method that is being continued and was started elsewhere.

7. EAP Full Authenticator

The following two diagrams show the state machine for a complete authenticator. The first diagram is identical to the Standalone State Machine, shown in Figure 4, with the exception that the SELECT_ACTION state has an added transition to PASSTHROUGH. The second diagram also keeps most of the logic except the four method states, and shows how the state machine works once it goes to Pass-Through Mode.

The first diagram is largely a reproduction of that found above, with the added hooks for a transition to PASSTHROUGH mode.

(see the .pdf version for missing diagram or
refer to [Appendix A.4](#) if reading the .txt version)

Figure 6: EAP Full Authenticator State Machine (Part 1)

The second diagram describes the functionality necessary for an authenticator operating in pass-through mode. This section of the diagram is the counterpart of the backend diagram above.

(see the .pdf version for missing diagram or
refer to [Appendix A.4](#) if reading the .txt version)

Figure 7: EAP Full Authenticator State Machine (Part 2)

7.1. Interface between full authenticator state machine and lower layers

The full authenticator is unique in that it interfaces to multiple lower layers in order to support pass-through mode. The interface to the primary EAP transport layer is the same as described in [Section 5](#). The following describes the interface to the second lower layer, which represents an interface to AAA. It should be noted that there is not necessarily a direct interaction between the EAP layer and the AAA layer, as in the case of [\[1X-REV\]](#).

7.1.1. Variables (AAA interface to full authenticator)

aaaEapReq (boolean)

Set to TRUE in lower layer, FALSE in authenticator state machine.
Indicates a new EAP request is available from the AAA server.

aaaEapNoReq (boolean)

Set to TRUE in lower layer, FALSE in authenticator state machine. Indicates the most recent response has been processed, but there is no new request to send.

aaaSuccess (boolean)

Set to TRUE in lower layer. Indicates the AAA backend authenticator has reached the SUCCESS state.

aaaFail (boolean)

Set to TRUE in lower layer. Indicates the AAA backend authenticator has reached the FAILURE state.

aaaEapReqData (EAP packet)

Set in the lower layer when aaaEapReq, aaaSuccess, or aaaFail is set to TRUE. The actual EAP request to be sent (or success/failure).

aaaEapKeyData (EAP key)

Set in lower layer when keying material becomes available from the AAA server. Note that this document does not yet define the structure of the type "EAP key". We expect it to be defined in [\[Keying\]](#).

aaaEapKeyAvailable (boolean)

Set to TRUE in the lower layer if keying material is available. The actual key is stored in aaaEapKeyData.

aaaMethodTimeout (integer)

Method-provided hint for suitable retransmission timeout, or NONE (note that this hint is for the EAP retransmissions done by the pass-through authenticator, not retransmissions of AAA packets).

[7.1.2.](#) Variables (full authenticator to AAA interface)**aaaEapResp (boolean)**

Set to TRUE in authenticator state machine, FALSE in the lower layer. Indicates an EAP response is available for processing by the AAA server.

aaaEapRespData (EAP packet)

Set in authenticator state machine when eapResp is set to TRUE.
The EAP packet to be processed.

aaaIdentity (EAP packet)

Set in authenticator state machine when an IDENTITY response is received. Makes that identity available to AAA lower layer.

aaaTimeout (boolean)

Set in AAA_IDLE if after a configurable amount of time there is no response from the AAA layer. The AAA layer in the NAS is itself alive and OK, but for some reason it has not received a valid Access-Accept/Reject indication from the backend

7.1.3. Constants

Same as [Section 5](#).

7.2. Interface between full authenticator state machine and methods

Same as standalone authenticator ([Section 5.2](#))

7.3. Full authenticator state machine local variables

Many of the variables of the full authenticator have already been defined in [Section 5](#). This section contains definitions for those not existent in the standalone version, as well as those which are defined differently.

7.3.1. Short-term (not maintained between packets)

decision (enumeration)

Set in SELECT_ACTION state. Temporarily store the policy decision to succeed, fail, continue with a local method, or continue in pass-through mode.

7.4. EAP full authenticator procedures

All of the procedures defined in [Section 5](#) exist in the full version. In addition, the following procedures are defined.

getId()

Determine the identifier value chosen by the AAA server for the current EAP request. Return value is an integer.

7.5. EAP full authenticator states

All of the states defined in [Section 5](#) exist in the full version. In addition, the following states are defined.

INITIALIZE_PASSTHROUGH

Initializes variables when the pass-through portion of the state machine is activated.

IDLE2

The state machine waits for a response from the primary lower layer, which transports EAP traffic from the peer.

IDLE

The state machine spends most of its time here, waiting for something to happen.

RECEIVED2

This state is entered when an EAP packet is received and the authenticator is in PASSTHROUGH mode: the packet header is parsed here.

AAA_REQUEST

The incoming EAP packet is parsed for sending to the AAA server.

AAA_IDLE

Idle state which tells the AAA layer it has a response and then waits for a new request, a no-request signal, or success/failure.

AAA_RESPONSE

State in which the request from the AAA interface is processed into an EAP request.

SEND_REQUEST2

This state signals the lower layer that a request packet is ready to be sent.

DISCARD2

This state signals the lower layer that the response was discarded, and no new request packet will be sent at this time.

RETRANSMIT2

Retransmits the previous request packet.

SUCCESS2

A final state indicating success.

FAILURE2

A final state indicating failure.

TIMEOUT_FAILURE2

A final state indicating failure because no response has been received. Because no response was received, no new message (including failure) should be sent to the peer. Note that this is different from the FAILURE2 state, where a message indicating failure is sent to the peer.

8. Implementation Considerations

8.1. Robustness

In order to deal with erroneous cases that are not directly related to the protocol behavior, implementations may need additional considerations to provide robustness against errors.

For example, an implementation of a state machine may spend a significant amount of time in a particular state for performing the procedure defined for the state without returning a response. If such an implementation is made on a multithreading system, the procedure may be performed in a separate thread so that the implementation can perform appropriate action to deal with the case without blocking on the state for a long time (or forever if the procedure never completes due to, e.g., a non-responding user or a bug in an application callback function.)

The following states are identified as the possible places of blocking:

- o IDENTITY state in the peer state machine. It may take some time to process Identity request when a user input is needed for obtaining an identity from the user. The user may never input an identity. An implementation may define an additional state transition from IDENTITY state to FAILURE state so that authentication can fail if no identity is obtained from the user before ClientTimeout timer expires.
- o METHOD state in the peer state machine and in METHOD_RESPONSE state in the authenticator state machines. It may take some time to perform method-specific procedures in these states. An implementation may define an additional state transition from METHOD state and METHOD_RESPONSE state to FAILURE or TIMEOUT_FAILURE state so that authentication can fail if no method processing result is obtained from the method before methodTimeout timer expires.

8.2. Method/Method and Method/Lower-Layer Interfaces

Implementations may define additional interfaces to pass method-specific information between methods and lower layers. These interfaces are beyond the scope of this document.

8.3. Peer state machine interoperability with deployed implementations

Number of deployed EAP authenticator implementations, mainly in RADIUS authentication servers, have been observed to incorrectly

increments Identifier field when generating EAP Success and EAP Failure packets which is against the MUST requirement in [RFC 3748 section 4.2](#). The peer state machine is based on [RFC 3748](#) and as such it will discard such EAP Success and EAP Failure packets.

As a workaround for the potential interoperability issue with existing implementations, conditions for peer state machine transitions from RECEIVED state to SUCCESS and FAILURE states MAY be changed from "(reqId == lastId)" to "((reqId == lastId) || (reqId == (lastId + 1) & 255))". However, since this behavior does not conform to [RFC 3748](#), such a workaround is not recommended and if included, it should be implemented as an optional workaround that can be disabled.

9. Security Considerations

This document's intent is to describe the EAP state machine fully. To this end, any security concerns with this document are likely a reflection of security concerns with EAP itself.

An accurate state machine can help reduce implementation errors. While [[RFC3748](#)] remains the normative protocol description, this state machine should help in this regard.

As noted in [[RFC3748](#)], there are some security concerns that arise because of the following EAP packets:

1. EAP-Request/Response Identity
2. EAP-Response/NAK
3. EAP-Success/Failure

Since these packets are not cryptographically protected by themselves, an attacker can modify or insert them without immediate detection by the peer or authenticator.

Following Figure 3 specification, an attacker may cause denial of service by:

- o Sending an EAP-Failure to the peer before the peer has started an EAP authentication method. As long as the peer has not modified the methodState variable (initialized to NONE), the peer MUST accept an EAP-Failure.
- o Forcing the peer to engage in endless EAP-Request/Response Identity exchanges before it has started an EAP authentication method. As long as the peer has not modified the selectedMethod variable (initialized to NONE), the peer MUST accept an EAP-Request/Identity and respond to it with an EAP-Response/ Identity.

Following Figure 4 specification, an attacker may cause denial of service by:

- o Sending a NAK to the authenticator after the authenticator first proposes an EAP authentication method to the peer. When the methodState variable has the value PROPOSED, the authenticator is obliged to process a NAK that is received in response to its first packet of an EAP authentication method.

There MAY be some cases when it is desired to prevent such attacks. This can be done by modifying initial values of some variables of the EAP state machines. However, such modifications are NOT RECOMMENDED.

There is a trade-off between mitigating these denial of service attacks and being able to deal with EAP peers and authenticators in general. For instance, should the sending of a NAK to the authenticator after it has just proposed an EAP authentication method to the peer be ignored, then a legitimate peer that is not able or willing to process the proposed EAP authentication method would fail without an opportunity to negotiate another EAP method.

10. Acknowledgments

The work in this document was done as part of the EAP Design Team. It was done primarily by Nick Petroni, John Vollbrecht, Pasi Eronen and Yoshihiro Ohba. Nick started this work with Bryan Payne and Chuk Seng at the University of Maryland. John Vollbrecht, of Vollbrecht Consulting, started independently with help from Dave Spence at Interlink Networks. John and Nick combined to create a common document, and then were joined by Pasi Eronen of Nokia who has made major contributions in creating coherent state machines, and Yoshihiro Ohba of Toshiba who insisted on including Pass-Through documentation and provided significant support for understanding implementation issues.

In addition significant response and conversation has come from the design team, especially including Jari Arkko of Ericsson and Bernard Aboba of Microsoft as well as the rest of the team. It has also been passed through the 802.1aa group, and has had input from Jim Burns of Meetinghouse and Paul Congdon of Hewlett Packard.

11. References

11.1. Normative References

- [RFC2119] Bradner, S., "Key words for use in RFCs to Indicate Requirement Levels", [BCP 14](#), [RFC 2119](#), March 1997.
- [RFC3579] Aboba, B. and P. Calhoun, "RADIUS (Remote Authentication Dial In User Service) Support For Extensible Authentication Protocol (EAP)", [RFC 3579](#), September 2003.
- [RFC3748] Aboba, B., Blunk, L., Vollbrecht, J., Carlson, J., and H. Levkowetz, Ed., "Extensible Authentication Protocol (EAP)", [RFC 3748](#), June 2004.

11.2. Informative References

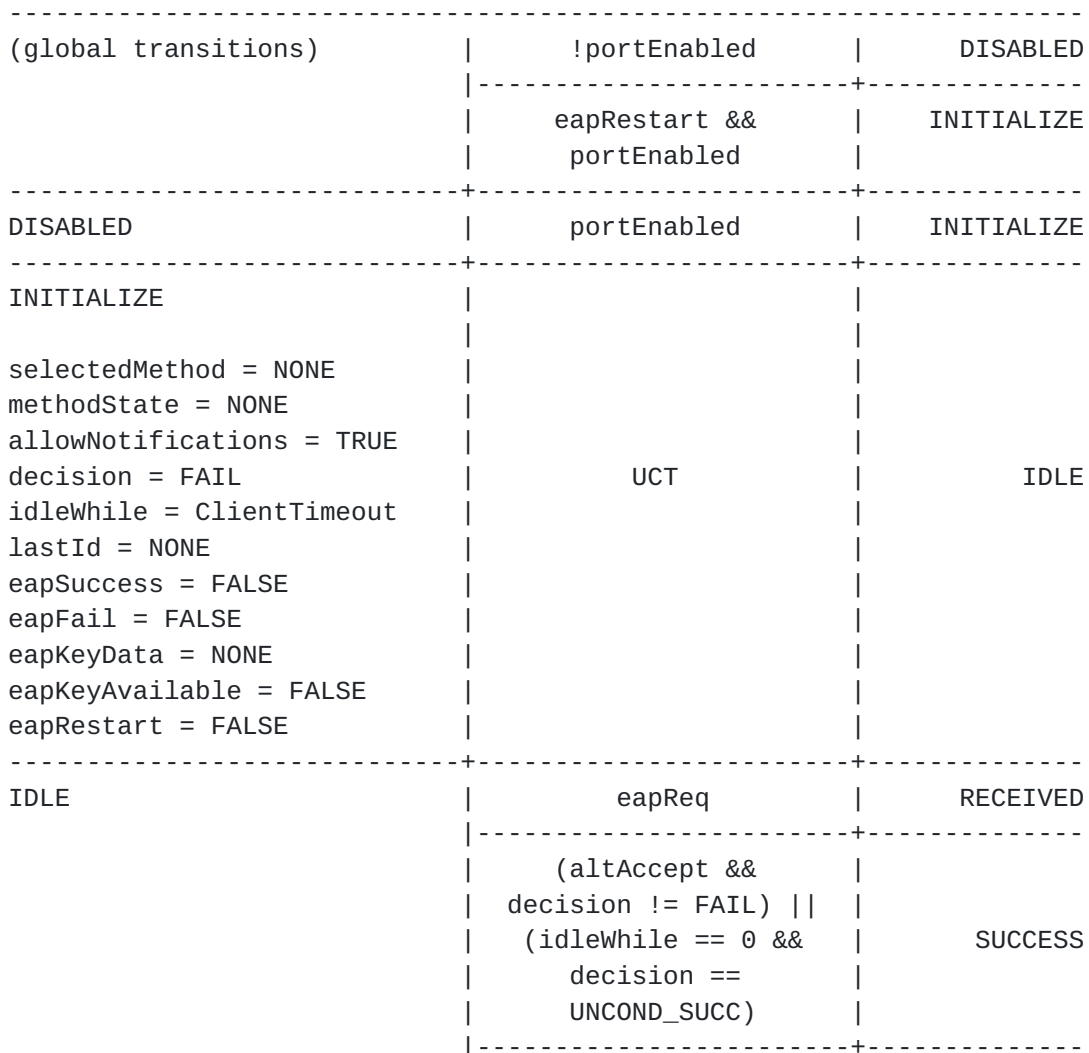
- [Keying] Aboba, B., Simon, D., Arkko, J., Eronen, P., Levkowetz, H., "Extensible Authentication Protocol (EAP) Key Management Framework", Work in Progress, July 2004.
- [1X-REV] Institute of Electrical and Electronics Engineers, "DRAFT Standard for Local and Metropolitan Area Networks: Port-Based Network Access Control (Revision)", IEEE 802-1X-REV/D11, July 2004.

Appendix A. ASCII versions of state diagrams

This appendix contains the state diagrams in ASCII format. Please use the PDF version whenever possible: it is much easier to understand.

The notation is as follows: state name and pseudocode executed when entering it are shown on the left; outgoing transitions with their conditions are shown on the right.

A.1. EAP Peer State Machine (Figure 3)



RECEIVED (rxReq, rxSuccess, rxFailure, reqId, reqMethod) = parseEapReq(eapReqData)	altReject (idleWhile == 0 && decision != UNCOND_SUCC) (altAccept && methodState != CONT && decision == FAIL)	FAILURE
	rxReq && (reqId != lastId) && (reqMethod == selectedMethod) && (methodState != DONE)	METHOD
	rxReq && (reqId != lastId) && (selectedMethod == NONE) && (reqMethod != IDENTITY) && (reqMethod != NOTIFICATION)	GET_METHOD
	rxReq && (reqId != lastId) && (selectedMethod == NONE) && (reqMethod == IDENTITY)	IDENTITY
	rxReq && (reqId != lastId) && (reqMethod == NOTIFICATION) && allowNotifications	NOTIFICATION
	rxReq && (reqId == lastId)	RETRANSMIT
	rxSuccess && (reqId == lastId) && (decision != FAIL)	SUCCESS

	<pre> (methodState!=CONT) && ((rxFailure && decision != UNCOND_SUCC) (rxSuccess && decision == FAIL)) && (reqId == lastId) </pre>	FAILURE
	else	DISCARD
METHOD		
ignore = m.check(eapReqData)	ignore	DISCARD
if (!ignore) {		
(methodState, decision,		
allowNotifications) =		
m.process(eapReqData)		
/* methodState is CONT,		
MAY_CONT, or DONE */	(methodState==DONE) &&	FAILURE
/* decision is FAIL,	(decision == FAIL)	
COND_SUCC, or		
UNCOND_SUCC */		
eapRespData =		
m.buildResp(reqId)		
if (m.isKeyAvailable())	else	SEND_RESPONSE
eapKeyData = m.getKey()		
}		
GET_METHOD		
	selectedMethod ==	
if (allowMethod(reqMethod)) {	reqMethod	METHOD
selectedMethod = reqMethod		
methodState = INIT		
} else {		
eapRespData =		
buildNak(reqId)	else	SEND_RESPONSE
}		
IDENTITY		
processIdentity(eapReqData)	UCT	SEND_RESPONSE
eapRespData =		
buildIdentity(reqId)		

NOTIFICATION		
processNotify(eapReqData)	UCT	SEND_RESPONSE
eapRespData = buildNotify(reqId)		
RETRANSMIT		
eapRespData = lastRespData	UCT	SEND_RESPONSE
DISCARD		
	UCT	IDLE
eapReq = FALSE		
eapNoResp = TRUE		
SEND_RESPONSE		
lastId = reqId		
lastRespData = eapRespData	UCT	IDLE
eapReq = FALSE		
eapResp = TRUE		
idleWhile = ClientTimeout		
SUCCESS		
if (eapKeyData != NONE)		
eapKeyAvailable = TRUE		
eapSuccess = TRUE		
FAILURE		
eapFail = TRUE		

Figure 8

A.2. EAP Standalone Authenticator State Machine (Figure 4)

(global transitions)	!portEnabled	DISABLED
	eapRestart && portEnabled	INITIALIZE
DISABLED	portEnabled	INITIALIZE

INITIALIZE		
currentId = NONE eapSuccess = FALSE eapFail = FALSE eapTimeout = FALSE eapKeyData = NONE eapKeyAvailable = FALSE eapRestart = FALSE	UCT	SELECT_ACTION
IDLE	retransWhile == 0	RETRANSMIT
retransWhile = calculateTimeout(retransCount, eapSRTT, eapRTTVAR, methodTimeout)	eapResp	RECEIVED
RETRANSMIT	retransCount > MaxRetrans	TIMEOUT_FAILURE
retransCount++ if (retransCount <= MaxRetrans){ eapReqData = lastReqData eapReq = TRUE }	else	IDLE
RECEIVED	rxResp && (respId == currentId) && (respMethod == NAK respMethod == EXPANDED_NAK) && (methodState == PROPOSED)	NAK
(rxResp, respId, respMethod)= parseEapResp(eapRespData)	rxResp && (respId == currentId) && (respMethod == currentMethod)	INTEGRITY_CHECK
	else	DISCARD

-----	+	+	-----
NAK		UCT	SELECT_ACTION
m.reset() Policy.update(<...>)			
-----	+	+	-----
SELECT_ACTION		decision == FAILURE	FAILURE
decision = Policy.getDecision() /* SUCCESS, FAILURE, or CONTINUE */		-----	
		decision == SUCCESS	SUCCESS

		else	PROPOSE_METHOD
-----	+	+	-----
INTEGRITY_CHECK		ignore	DISCARD
ignore = m.check(eapRespData)		!ignore	METHOD_RESPONSE
-----	+	+	-----
METHOD_RESPONSE		methodState == END	SELECT_ACTION
m.process(eapRespData) if (m.isDone()) { Policy.update(<...>) eapKeyData = m.getKey() methodState = END } else methodState = CONTINUE		-----	
		else	METHOD_REQUEST
-----	+	+	-----
PROPOSE_METHOD			
currentMethod = Policy.getNextMethod() m.init() if (currentMethod==IDENTITY currentMethod==NOTIFICATION) methodState = CONTINUE else methodState = PROPOSED		UCT	METHOD_REQUEST
-----	+	+	-----
METHOD_REQUEST			
currentId = nextId(currentId) eapReqData = m.buildReq(currentId) methodTimeout = m.getTimeout()		UCT	SEND_REQUEST
-----	+	+	-----

DISCARD	UCT	IDLE
eapResp = FALSE eapNoReq = TRUE		
SEND_REQUEST	UCT	IDLE
retransCount = 0 lastReqData = eapReqData eapResp = FALSE eapReq = TRUE		
TIMEOUT_FAILURE		
eapTimeout = TRUE		
FAILURE		
eapReqData = buildFailure(currentId) eapFail = TRUE		
SUCCESS		
eapReqData = buildSuccess(currentId) if (eapKeyData != NONE) eapKeyAvailable = TRUE eapSuccess = TRUE		

Figure 9

A.3. EAP Backend Authenticator State Machine (Figure 5)

(global transitions)	!backendEnabled	DISABLED
DISABLED	backendEnabled && aaaEapResp	INITIALIZE

INITIALIZE	!rxResp	SELECT_ACTION
currentMethod = NONE (rxResp, respId, respMethod)= parseEapResp(aaaEapRespData)	rxResp && (respMethod == NAK respMethod == EXPANDED_NAK)	NAK
if (rxResp) currentId = respId else currentId = NONE	else	PICK_UP_METHOD
PICK_UP_METHOD	currentMethod == NONE	SELECT_ACTION
if (Policy.doPickUp(respMethod)) { currentMethod = respMethod m.initPickUp() }	else	METHOD_RESPONSE
IDLE	aaaEapResp	RECEIVED
RECEIVED	rxResp && (respId == currentId) && (respMethod == NAK respMethod == EXPANDED_NAK) && (methodState == PROPOSED)	NAK
(rxResp, respId, respMethod)= parseEapResp(aaaEapRespData)	rxResp && (respId == currentId) && (respMethod == currentMethod)	INTEGRITY_CHECK
	else	DISCARD
NAK	UCT	SELECT_ACTION
m.reset() Policy.update(<...>)		

-----+-----+----- SELECT_ACTION	decision == FAILURE	FAILURE
decision = Policy.getDecision() /* SUCCESS, FAILURE, or CONTINUE */	-----+----- decision == SUCCESS	SUCCESS
	else	PROPOSE_METHOD
-----+-----+----- INTEGRITY_CHECK	ignore	DISCARD
ignore = m.check(aaaEapRespData)	!ignore	METHOD_RESPONSE
-----+-----+----- METHOD_RESPONSE	methodState == END	SELECT_ACTION
m.process(aaaEapRespData) if (m.isDone()) { Policy.update(<...>) aaaEapKeyData = m.getKey() methodState = END } else methodState = CONTINUE	-----+----- else	METHOD_REQUEST
-----+-----+----- PROPOSE_METHOD		
currentMethod = Policy.getNextMethod() m.init() if (currentMethod==IDENTITY currentMethod==NOTIFICATION) methodState = CONTINUE else methodState = PROPOSED	UCT	METHOD_REQUEST
-----+-----+----- METHOD_REQUEST		
currentId = nextId(currentId) aaaEapReqData = m.buildReq(currentId) aaaMethodTimeout = m.getTimeout()	UCT	SEND_REQUEST
-----+-----+----- DISCARD		
aaaEapResp = FALSE aaaEapNoReq = TRUE	UCT	IDLE
-----+-----+-----		

SEND_REQUEST	UCT	IDLE
aaaEapResp = FALSE		
aaaEapReq = TRUE		
FAILURE		
aaaEapReqData = buildFailure(currentId)		
aaaEapFail = TRUE		
SUCCESS		
aaaEapReqData = buildSuccess(currentId)		
if (aaaEapKeyData != NONE)		
aaaEapKeyAvailable = TRUE		
aaaEapSuccess = TRUE		

Figure 10

[A.4.](#) EAP Full Authenticator State Machine (Figures 6 and 7)

This state machine contains all the states from EAP Standalone Authenticator State Machine, except that SELECT_ACTION state is replaced with the following:

SELECT_ACTION	decision == FAILURE	FAILURE
decision =		
Policy.getDecision()	decision == SUCCESS	SUCCESS
/* SUCCESS, FAILURE, CONTINUE,		
or PASSTHROUGH */	decision ==	INITIALIZE_
	PASSTHROUGH	PASSTHROUGH
	else	PROPOSE_METHOD

Figure 11

And the following new states are added:

INITIALIZE_PASSTHROUGH	currentId != NONE	AAA_REQUEST
aaaEapRespData = NONE	currentId == NONE	AAA_IDLE

IDLE2	retransWhile = calculateTimeout(retransCount, eapSRTT, eapRTTVAR, methodTimeout)	retransWhile == 0	RETRANSMIT2
		eapResp	RECEIVED2
RETRANSMIT2	retransCount++ if (retransCount<=MaxRetrans){ eapReqData = lastReqData eapReq = TRUE }	retransCount > MaxRetrans	TIMEOUT_ FAILURE2
		else	IDLE2
RECEIVED2	(rxResp, respId, respMethod)= parseEapResp(eapRespData)	rxResp && (respId == currentId)	AAA_REQUEST
		else	DISCARD2
AAA_REQUEST	if (respMethod == IDENTITY) { aaaIdentity = eapRespData aaaEapRespData = eapRespData	UCT	AAA_IDLE
AAA_IDLE	aaaFail = FALSE aaaSuccess = FALSE aaaEapReq = FALSE aaaEapNoReq = FALSE aaaEapResp = TRUE	aaaEapNoReq	DISCARD2
		aaaEapReq	AAA_RESPONSE
		aaaTimeout	TIMEOUT_ FAILURE2
		aaaFail	FAILURE2
		aaaSuccess	SUCCESS2
AAA_RESPONSE	eapReqData = aaaEapReqData currentId = getId(eapReqData) methodTimeout = aaaMethodTimeout	UCT	SEND_REQUEST2

DISCARD2	UCT	IDLE2
eapResp = FALSE eapNoReq = TRUE		
SEND_REQUEST2	UCT	IDLE2
retransCount = 0 lastReqData = eapReqData eapResp = FALSE eapReq = TRUE		
TIMEOUT_FAILURE2		
eapTimeout = TRUE		
FAILURE2		
eapReqData = aaaEapReqData eapFail = TRUE		
SUCCESS2		
eapReqData = aaaEapReqData eapKeyData = aaaEapKeyData eapKeyAvailable = aaaEapKeyAvailable eapSuccess = TRUE		

Figure 12

Authors' Addresses

John R. Vollbrecht
Vollbrecht Consulting LLC
9682 Alice Hill Drive
Dexter, MI 48130
USA

EMail: jrv@umich.edu

Pasi Eronen
Nokia Research Center
P.O. Box 407
FIN-00045 Nokia Group,
Finland

EMail: pasi.eronen@nokia.com

Nick L. Petroni, Jr.
University of Maryland, College Park
A.V. Williams Building
College Park, MD 20742
USA

EMail: npetroni@cs.umd.edu

Yoshihiro Ohba
Toshiba America Research, Inc.
1 Telcordia Drive
Piscataway, NJ 08854
USA

EMail: yohba@tari.toshiba.com

Full Copyright Statement

Copyright (C) The Internet Society (2004). This document is subject to the rights, licenses and restrictions contained in [BCP 78](#), and except as set forth therein, the authors retain all their rights.

This document and the information contained herein are provided on an "AS IS" basis and THE CONTRIBUTOR, THE ORGANIZATION HE/SHE REPRESENTS OR IS SPONSORED BY (IF ANY), THE INTERNET SOCIETY AND THE INTERNET ENGINEERING TASK FORCE DISCLAIM ALL WARRANTIES, EXPRESS OR IMPLIED, INCLUDING BUT NOT LIMITED TO ANY WARRANTY THAT THE USE OF THE INFORMATION HEREIN WILL NOT INFRINGE ANY RIGHTS OR ANY IMPLIED WARRANTIES OF MERCHANTABILITY OR FITNESS FOR A PARTICULAR PURPOSE.

Intellectual Property

The IETF takes no position regarding the validity or scope of any Intellectual Property Rights or other rights that might be claimed to pertain to the implementation or use of the technology described in this document or the extent to which any license under such rights might or might not be available; nor does it represent that it has made any independent effort to identify any such rights. Information on the procedures with respect to rights in RFC documents can be found in [BCP 78](#) and [BCP 79](#).

Copies of IPR disclosures made to the IETF Secretariat and any assurances of licenses to be made available, or the result of an attempt made to obtain a general license or permission for the use of such proprietary rights by implementers or users of this specification can be obtained from the IETF on-line IPR repository at <http://www.ietf.org/ipr>.

The IETF invites any interested party to bring to its attention any copyrights, patents or patent applications, or other proprietary rights that may cover technology that may be required to implement this standard. Please address the information to the IETF at ietf-ipr@ietf.org.

Acknowledgement

Funding for the RFC Editor function is currently provided by the Internet Society.

