

EMU Working Group  
Internet-Draft  
Intended status: Standards Track  
Expires: December 29, 2008

T. Clancy  
LTS  
H. Tschofenig  
Nokia Siemens Networks  
June 27, 2008

**EAP Generalized Pre-Shared Key (EAP-GPSK) Method**  
**draft-ietf-emu-eap-gpsk-09**

Status of this Memo

By submitting this Internet-Draft, each author represents that any applicable patent or other IPR claims of which he or she is aware have been or will be disclosed, and any of which he or she becomes aware will be disclosed, in accordance with [Section 6 of BCP 79](#).

Internet-Drafts are working documents of the Internet Engineering Task Force (IETF), its areas, and its working groups. Note that other groups may also distribute working documents as Internet-Drafts.

Internet-Drafts are draft documents valid for a maximum of six months and may be updated, replaced, or obsoleted by other documents at any time. It is inappropriate to use Internet-Drafts as reference material or to cite them other than as "work in progress."

The list of current Internet-Drafts can be accessed at <http://www.ietf.org/ietf/1id-abstracts.txt>.

The list of Internet-Draft Shadow Directories can be accessed at <http://www.ietf.org/shadow.html>.

This Internet-Draft will expire on December 29, 2008.

Copyright Notice

Copyright (C) The IETF Trust (2008).

Abstract

This Internet Draft defines an Extensible Authentication Protocol method called EAP Generalized Pre-Shared Key (EAP-GPSK). This method is a lightweight shared-key authentication protocol supporting mutual authentication and key derivation.

## Table of Contents

<a href="#">1.</a>	Introduction . . . . .	<a href="#">4</a>
<a href="#">2.</a>	Terminology . . . . .	<a href="#">5</a>
<a href="#">3.</a>	Overview . . . . .	<a href="#">6</a>
<a href="#">4.</a>	Key Derivation . . . . .	<a href="#">9</a>
<a href="#">5.</a>	Key Management . . . . .	<a href="#">11</a>
<a href="#">6.</a>	Ciphersuites . . . . .	<a href="#">12</a>
<a href="#">7.</a>	Generalized Key Derivation Function (GKDF) . . . . .	<a href="#">13</a>
<a href="#">8.</a>	Ciphersuites Processing Rules . . . . .	<a href="#">13</a>
<a href="#">8.1.</a>	Ciphersuite #1 . . . . .	<a href="#">13</a>
<a href="#">8.1.1.</a>	Encryption . . . . .	<a href="#">14</a>
<a href="#">8.1.2.</a>	Integrity . . . . .	<a href="#">14</a>
<a href="#">8.2.</a>	Ciphersuite #2 . . . . .	<a href="#">14</a>
<a href="#">8.2.1.</a>	Encryption . . . . .	<a href="#">14</a>
<a href="#">8.2.2.</a>	Integrity . . . . .	<a href="#">14</a>
<a href="#">9.</a>	Packet Formats . . . . .	<a href="#">15</a>
<a href="#">9.1.</a>	Header Format . . . . .	<a href="#">15</a>
<a href="#">9.2.</a>	Ciphersuite Formatting . . . . .	<a href="#">16</a>
<a href="#">9.3.</a>	Payload Formatting . . . . .	<a href="#">16</a>
<a href="#">9.4.</a>	Protected Data . . . . .	<a href="#">21</a>
<a href="#">10.</a>	Packet Processing Rules . . . . .	<a href="#">24</a>
<a href="#">11.</a>	Example Message Exchanges . . . . .	<a href="#">25</a>
<a href="#">12.</a>	Security Considerations . . . . .	<a href="#">28</a>
<a href="#">12.1.</a>	Security Claims . . . . .	<a href="#">29</a>
<a href="#">12.2.</a>	Mutual Authentication . . . . .	<a href="#">29</a>
<a href="#">12.3.</a>	Protected Result Indications . . . . .	<a href="#">29</a>
<a href="#">12.4.</a>	Integrity Protection . . . . .	<a href="#">30</a>
<a href="#">12.5.</a>	Replay Protection . . . . .	<a href="#">30</a>
<a href="#">12.6.</a>	Reflection attacks . . . . .	<a href="#">30</a>
<a href="#">12.7.</a>	Dictionary Attacks . . . . .	<a href="#">30</a>
<a href="#">12.8.</a>	Key Derivation and Key Strength . . . . .	<a href="#">30</a>
<a href="#">12.9.</a>	Denial of Service Resistance . . . . .	<a href="#">31</a>
<a href="#">12.10.</a>	Session Independence . . . . .	<a href="#">31</a>
<a href="#">12.11.</a>	Compromise of the PSK . . . . .	<a href="#">32</a>
<a href="#">12.12.</a>	Fragmentation . . . . .	<a href="#">32</a>
<a href="#">12.13.</a>	Channel Binding . . . . .	<a href="#">32</a>



<a href="#">12.14</a>	Fast Reconnect . . . . .	<a href="#">32</a>
<a href="#">12.15</a>	Identity Protection . . . . .	<a href="#">33</a>
<a href="#">12.16</a>	Protected Ciphersuite Negotiation . . . . .	<a href="#">33</a>
<a href="#">12.17</a>	Confidentiality . . . . .	<a href="#">33</a>
<a href="#">12.18</a>	Cryptographic Binding . . . . .	<a href="#">34</a>
<a href="#">13</a>	IANA Considerations . . . . .	<a href="#">34</a>
<a href="#">14</a>	Contributors . . . . .	<a href="#">35</a>
<a href="#">15</a>	Acknowledgments . . . . .	<a href="#">35</a>
<a href="#">16</a>	References . . . . .	<a href="#">36</a>
<a href="#">16.1</a>	Normative References . . . . .	<a href="#">36</a>
<a href="#">16.2</a>	Informative References . . . . .	<a href="#">37</a>
	Authors' Addresses . . . . .	<a href="#">37</a>
	Intellectual Property and Copyright Statements . . . . .	<a href="#">38</a>



## **1. Introduction**

EAP Generalized Pre-Shared Key (EAP-GPSK) is an EAP method defining a generalized pre-shared key authentication technique. Mutual authentication is achieved through a nonce-based exchange that is secured by a pre-shared key.

EAP-GPSK addresses a large number of design goals with the intention of being applicable in a broad range of usage scenarios.

The main design goals of EAP-GPSK are

Simplicity:

EAP-GPSK should be easy to implement.

Security Model:

EAP-GPSK has been designed in a threat model where the attacker has full control over the communication channel. This is the EAP threat model that is presented in [Section 7.1 of \[RFC3748\]](#).

Efficiency:

EAP-GPSK does not make use of public key cryptography and fully relies on symmetric cryptography. The restriction on symmetric cryptographic computations allows for low computational overhead. Hence, EAP-GPSK is lightweight and well suited for any type of device, especially those with processing power, memory and battery constraints. Additionally it seeks to minimize the number of round trips.

Flexibility:

EAP-GPSK offers cryptographic flexibility. At the beginning, the EAP server proposes a list of ciphersuites. The client then selects one. The current version of EAP-GPSK comprises two ciphersuites, but additional ones can be easily added.

Extensibility:

The design of EAP-GPSK allows to securely exchange information between the EAP peer and the EAP server using protected data fields. These fields might, for example, be used to exchange channel binding information or to provide support for identity confidentiality.



## 2. Terminology

In this document, several words are used to signify the requirements of the specification. These words are often capitalized. The key words "MUST", "MUST NOT", "REQUIRED", "SHALL", "SHALL NOT", "SHOULD", "SHOULD NOT", "RECOMMENDED", "MAY", and "OPTIONAL" in this document are to be interpreted as described in [[RFC2119](#)].

This section describes the various variables and functions used in the EAP-GPSK method.

Variables:

CSuite\_List: An octet array listing available ciphersuites (variable length)

CSuite\_Sel: Ciphersuite selected by the peer (6 octets)

ID\_Peer: Peer NAI [[RFC4282](#)]

ID\_Server: Server identity as an opaque blob.

KS: Integer representing the input key size in octets of the selected ciphersuite CSuite\_Sel. The key size is one of the ciphersuite parameters.

PD\_Payload: Data carried within the protected data payload

PD\_Payload\_Block: Block of possibly multiple PD\_Payloads carried by a GPSK packet

PL: Integer representing the length of the PSK in octets (2 octets)

RAND\_Peer: Random integer generated by the peer (32 octets)

RAND\_Server: Random integer generated by the server (32 octets)

Operations:

A || B: Concatenation of octet strings A and B

A\*\*B: Integer exponentiation





`truncate(A,B)`: Returns the first B octets of A

`ENC_X(Y)`: Encryption of message Y with a symmetric key X, using a defined block cipher

`KDF_X(Y)`: Key Derivation Function that generates an arbitrary number of octets of output using secret X and seed Y

`length(X)`: Function that returns the length of input X in octets, encoded as a 2-octet integer in network byte order

`MAC_X(Y)`: Keyed message authentication code computed over Y with symmetric key X

`SEC_X(Y)`: SEC is a function that provides integrity protection based on the chosen ciphersuite. The function SEC uses the algorithm defined by the selected ciphersuite and applies it to the message content Y with key X. In short, `SEC_X(Y) = Y || MAC_X(Y)`.

`X[A..B]`: Notation representing octets A through B of octet array X

The following abbreviations are used for the keying material:

**EMSK**: Extended Master Session Key is exported by the EAP method (64 octets)

**MK**: Master Key between the peer and EAP server from which all other EAP method session keys are derived (KS octets)

**MSK**: Master Session Key exported by the EAP method (64 octets)

**PK**: Session key generated from the MK and used during protocol exchange to encrypt protected data (KS octets)

**PSK**: Long-term key shared between the peer and the server (PL octets)

**SK**: Session key generated from the MK and used during protocol exchange to demonstrate knowledge of the PSK (KS octets)

### 3. Overview

The EAP framework (see [Section 1.3 of \[RFC3748\]](#)) defines three basic steps that occur during the execution of an EAP conversation between the EAP peer, the Authenticator and the EAP server.



1. The first phase, discovery, is handled by the underlying protocol.
2. The EAP authentication phase with EAP-GPSK is defined in this document.
3. The secure association distribution and secure association phases are handled differently depending on the underlying protocol.

EAP-GPSK performs mutual authentication between EAP peer ("Peer") and EAP server ("Server") based on a pre-shared key (PSK). The protocol consists of four message exchanges (GPSK-1, ..., GPSK-4), in which both sides exchange nonces and their identities, compute and exchange a Message Authentication Code (MAC) over the previously exchanged values, keyed with the pre-shared key. This MAC is considered as proof of possession of the pre-shared key.

A successful protocol exchange is shown in Figure 1.

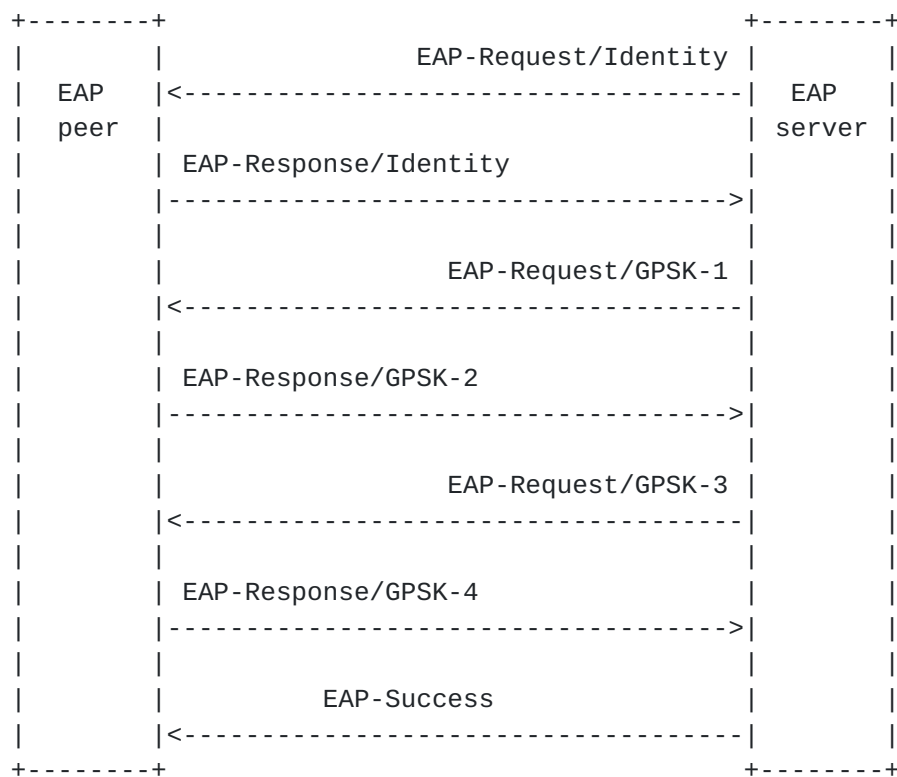


Figure 1: EAP-GPSK: Successful Exchange

The full EAP-GPSK protocol is as follows:



GPSK-1:

ID\_Server, RAND\_Server, CSuite\_List

GPSK-2:

SEC\_SK(ID\_Peer, ID\_Server, RAND\_Peer, RAND\_Server, CSuite\_List,  
CSuite\_Sel, [ ENC\_PK(PD\_Payload\_Block) ] )

GPSK-3:

SEC\_SK(RAND\_Peer, RAND\_Server, ID\_Server, CSuite\_Sel, [  
ENC\_PK(PD\_Payload\_Block) ] )

GPSK-4:

SEC\_SK( [ ENC\_PK(PD\_Payload\_Block) ] )

The EAP server begins EAP-GPSK by selecting a random number RAND\_Server and by encoding the supported ciphersuites into CSuite\_List. A ciphersuite consists of an encryption algorithm, a key derivation function and a message authentication code.

In GPSK-1, the EAP server sends its identity ID\_Server, a random number RAND\_Server and a list of supported ciphersuites CSuite\_List. The decision which ciphersuite to offer and which ciphersuite to pick is policy- and implementation-dependent and therefore outside the scope of this document.

In GPSK-2, the peer sends its identity ID\_Peer and a random number RAND\_Peer. Furthermore, it repeats the received parameters of the GPSK-1 message (ID\_Server, RAND\_Server, CSuite\_List) and the selected ciphersuite. It computes a Message Authentication Code over all the transmitted parameters.

The EAP server verifies the received Message Authentication Code. In case of successful verification, the EAP server computes a Message Authentication Code over the session parameter and returns it to the peer (within GPSK-3). Within GPSK-2 and GPSK-3, peer and EAP server have the possibility to exchange encrypted protected data parameters.

The peer verifies the received Message Authentication Code. If the verification is successful, GPSK-4 is prepared. This message can optionally contain the peer's protected data parameters.

Upon receipt of GPSK-4, the server processes any included PD\_Payload\_Block. Then, the EAP server sends an EAP Success message



to indicate the successful outcome of the authentication.

#### 4. Key Derivation

EAP-GPSK provides key derivation in compliance to the requirements of [RFC3748] and [I-D.ietf-eap-keying]. Note that this section provides an abstract description for the key derivation procedure that needs to be instantiated with a specific ciphersuite.

The long-term credential shared between EAP peer and EAP server SHOULD be a strong pre-shared key PSK of at least 16 octets, though its length and entropy is variable. While it is possible to use a password or passphrase, doing so is NOT RECOMMENDED as it would make EAP-GPSK vulnerable to dictionary attacks.

During an EAP-GPSK authentication, a Master Key MK, a Session Key SK and a Protected Data Encryption Key PK (if using an encrypting ciphersuite) are derived using the ciphersuite-specified KDF and data exchanged during the execution of the protocol, namely 'RAND\_Peer || ID\_Peer || RAND\_Server || ID\_Server' referred as `inputString` as its short-hand form.

In case of successful completion, EAP-GPSK derives and exports an MSK and EMSK both in length of 64 octets.

The following notation is used:  $KDF-X(Y, Z)[A..B]$ , whereby  
X is the length, in octets, of the desired output,  
Y is a secret key,  
Z is the `inputString`,  
[A..B] extracts the string of octets starting with octet A finishing with octet B from the output of the KDF function.

This keying material is derived using the ciphersuite-specified KDF as follows:

- o `inputString` = `RAND_Peer || ID_Peer || RAND_Server || ID_Server`
- o `MK` =  $KDF-KS(PSK[0..KS-1], PL || PSK || CSuite\_Sel || inputString)[0..KS-1]$
- o `MSK` =  $KDF-\{128+2*KS\}(MK, inputString)[0..63]$
- o `EMSK` =  $KDF-\{128+2*KS\}(MK, inputString)[64..127]$
- o `SK` =  $KDF-\{128+2*KS\}(MK, inputString)[128..127+KS]$
- o `PK` =  $KDF-\{128+2*KS\}(MK, inputString)[128+KS..127+2*KS]$  (if using an encrypting ciphersuite)

From this it should be noted that EAP-GSPK assumes the cipher key input length is equal to the MAC output length. This is generally true of many ciphersuites, but would prevent the definition of a





ciphersuite that used a one input key length and a different output MAC length.

Additionally, the EAP keying framework [[I-D.ietf-eap-keying](#)] requires the definition of a Method-ID, Session-ID, Peer-ID, and Server-ID. These values are defined as:

- o zero = 0x00 || 0x00 || ... || 0x00 (KS times)
- o Method-ID = KDF-16(zero, "Method ID" || EAP\_Method\_Type || CSuite\_Sel || inputString)[0..15]
- o Session-ID = Type\_Code || Method\_ID
- o Peer-ID = ID\_Peer
- o Server-ID = ID\_Server

EAP\_Method\_Type refers to the integer value of the IANA allocated EAP Type code.

Figure 2 depicts the key derivation procedure of EAP-GPSK.



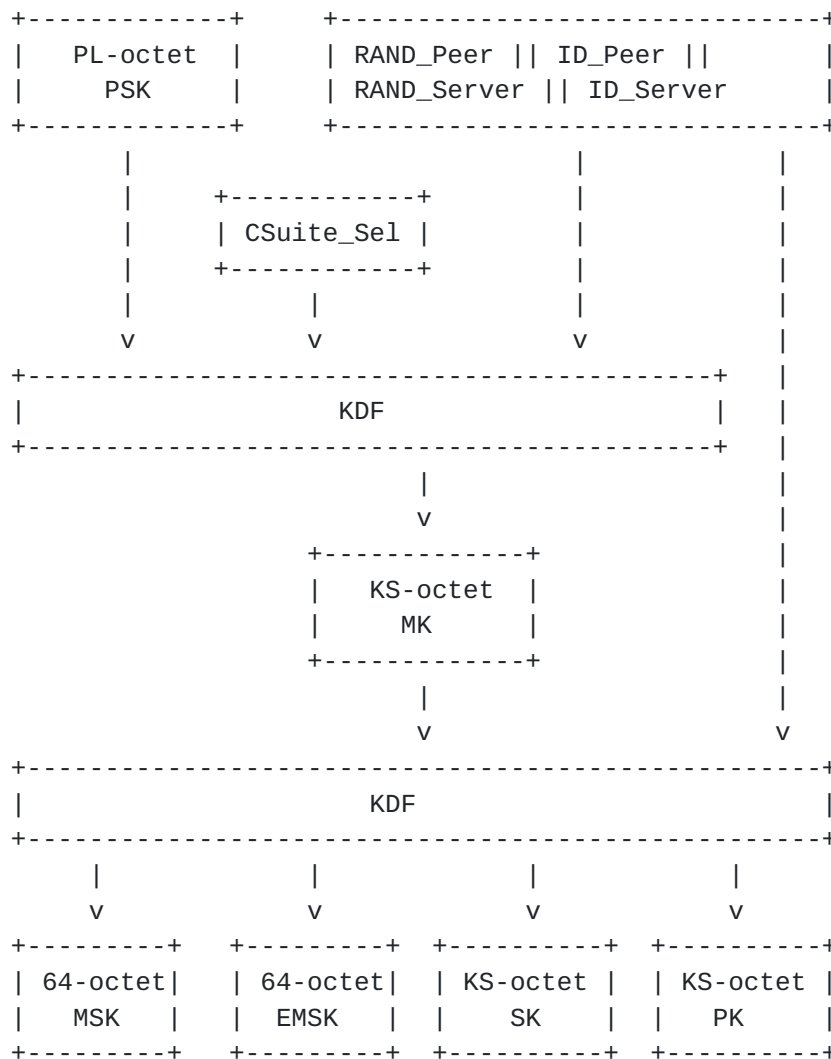


Figure 2: EAP-GPSK Key Derivation

## 5. Key Management

In order to be interoperable, PSKs must be entered in the same way on both the peer and server. The management interface for entering PSKs MUST support entering PSKs up to 64 octets in length as ASCII strings and in hexadecimal encoding.

Additionally, the ID\_Peer and ID\_Server MUST be provisioned with the PSK. Validation of these values is by a octet-wise comparison. Thus the management interface MUST allow entering values for the ID\_Peer and ID\_Server as ASCII strings up to 254 octets in length.



## 6. Ciphersuites

The design of EAP-GPSK allows cryptographic algorithms and key sizes, called ciphersuites, to be negotiated during the protocol run. The ability to specify block-based and hash-based ciphersuites is offered. Extensibility is provided with the introduction of new ciphersuites; this document specifies an initial set. The CSuite/Specifier column in Figure 3 uniquely identifies a ciphersuite.

For a vendor-specific ciphersuite the first four octets are the vendor-specific enterprise number contains the IANA assigned "SMI Network Management Private Enterprise Codes" value (see [ENTNUM]), encoded in network byte order. The last two octets are vendor assigned for the specific ciphersuite. A vendor code of 0x00000000 indicates ciphersuites standardized by IETF in an IANA-maintained registry.

The following ciphersuites are specified in this document:

CSuite/ Specifier	KS	Encryption	Integrity / KDF MAC	Key Derivation Function
0x0000001	16	AES-CBC-128	AES-CMAC-128	GKDF
0x0000002	32	NULL	HMAC-SHA256	GKDF

Figure 3: Ciphersuites

Ciphersuite 1, which is based on AES as a cryptographic primitive, MUST be implemented. This document specifies also a second ciphersuite, which MAY be implemented. Both ciphersuites defined in this document make use of the GKDF, as defined in [Section 7](#). The following aspects need to be considered to ensure that the PSK that is used as input to the GKDF is sufficiently long (in case it is longer it needs to be truncated):

1. The PSK used with ciphersuite 1 MUST be 128 bits in length or longer.
2. The PSK used with ciphersuite 2 MUST be 256 bits in length or longer.
3. It is RECOMMENDED that 256 bit keys be provisioned in all cases to provide enough entropy for all current and many possible future ciphersuites.

Ciphersuites defined in the future that make use of the GKDF need to



specify a minimum PSK size (as it is done with the ciphersuites listed in this document).

## **7. Generalized Key Derivation Function (GKDF)**

Each ciphersuite needs to specify a key derivation function. The ciphersuites defined in this document make use of the Generalized Key Derivation Function (GKDF) that utilizes the MAC function defined in the ciphersuite. Future ciphersuites can use any other formally specified KDF that takes as arguments a key and a seed value, and produces at least  $128+2*KS$  octets of output.

GKDF has the following structure:

GKDF-X(Y, Z)

X length, in octets, of the desired output  
Y secret key  
Z inputString

```
GKDF-X (Y, Z)
{
  n = ceiling integer of ( X / KS );
    /* determine number of output blocks */

  M_0 = "";
  result = "";

  for i = 1 to n {
    M_i = MAC_Y (i || Z);
    result = result || M_i;
  }

  return truncate(result, X)
}
```

Note that the variable 'i' in M\_i is represented as a 2-octet value in network byte order.

## **8. Ciphersuites Processing Rules**

### **8.1. Ciphersuite #1**





### **8.1.1. Encryption**

With this ciphersuite all cryptography is built around a single cryptographic primitive, AES-128 ([[AES](#)]). Within the protected data frames, AES-128 is used in Cipher Block Chaining (CBC) mode of operation (see [[CBC](#)]). This EAP method uses encryption in a single payload, in the protected data payload (see [Section 9.4](#)).

In a nutshell, the CBC mode proceeds as follows. The IV is XORed with the first plaintext block before it is encrypted. Then for successive blocks, the previous ciphertext block is XORed with the current plaintext, before it is encrypted.

### **8.1.2. Integrity**

Ciphersuite 1 uses CMAC as Message Authentication Code. CMAC is recommended by NIST. Among its advantages, CMAC is capable to work with messages of arbitrary length. A detailed description of CMAC can be found in [[CMAC](#)].

The following instantiation is used: AES-CMAC-128(SK, Input) denotes the MAC of Input under the key SK where Input refers to the following content:

- o Parameter within SEC\_SK(Parameter) in message GPSK-2
- o Parameter within SEC\_SK(Parameter) in message GPSK-3
- o Parameter within SEC\_SK(Parameter) in message GPSK-4

## **8.2. Ciphersuite #2**

### **8.2.1. Encryption**

Ciphersuite 2 does not include an algorithm for encryption. With a NULL encryption algorithm, encryption is defined as:

$$E_X(Y) = Y$$

When using this ciphersuite, the data exchanged inside the protected data block is not encrypted. Therefore this mode **MUST NOT** be used if confidential information appears inside the protected data block.

### **8.2.2. Integrity**

Ciphersuite 2 uses the keyed MAC function HMAC, with the SHA256 hash algorithm (see [[RFC4634](#)]).

For integrity protection the following instantiation is used:



HMAC-SHA256(SK, Input) denotes the MAC of Input under the key SK where Input refers to the following content:

- o Parameter within SEC\_SK(Parameter) in message GPSK-2
- o Parameter within SEC\_SK(Parameter) in message GPSK-3
- o Parameter within SEC\_SK(Parameter) in message GPSK-4

## 9. Packet Formats

This section defines the packet format of the EAP-GPSK messages.

### 9.1. Header Format

The EAP-GPSK header has the following structure:

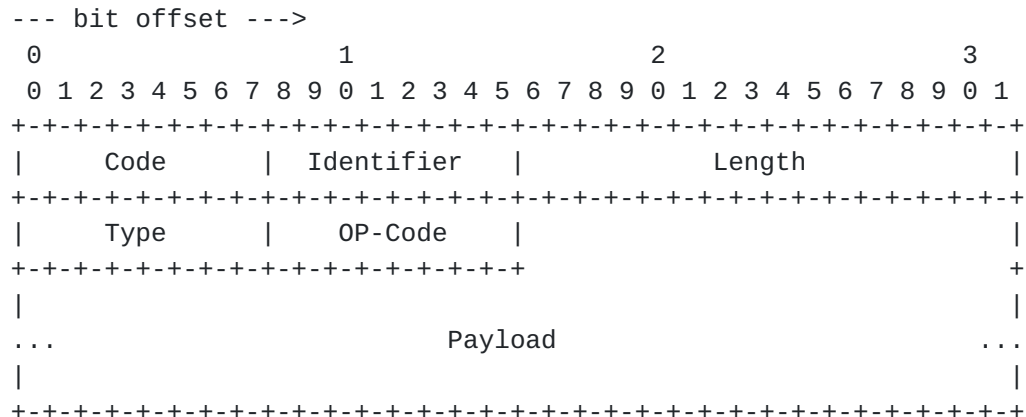


Figure 5

The Code, Identifier, Length, and Type fields are all part of the EAP header, and defined in [\[RFC3748\]](#). The Type field in the EAP header MUST be the value allocated by IANA for EAP-GPSK.

The OP-Code field is one of four values:

- o 0x01 : GPSK-1
- o 0x02 : GPSK-2
- o 0x03 : GPSK-3
- o 0x04 : GPSK-4
- o 0x05 : GPSK-Fail
- o 0x06 : GPSK-Protected-Fail

All other values of this OP-Code field are available via IANA registration.



## 9.2. Ciphersuite Formatting

Ciphersuites are encoded as 6-octet arrays. The first four octets indicate the CSuite/Vendor field. For vendor-specific ciphersuites, this represents the vendor enterprise number and contains the IANA assigned "SMI Network Management Private Enterprise Codes" value (see [ENTNUM]), encoded in network byte order. The last two octets indicate the CSuite/Specifier field, which identifies the particular ciphersuite. The 4-octet CSuite/Vendor value 0x00000000 indicates ciphersuites allocated by the IETF.

Graphically, they are represented as

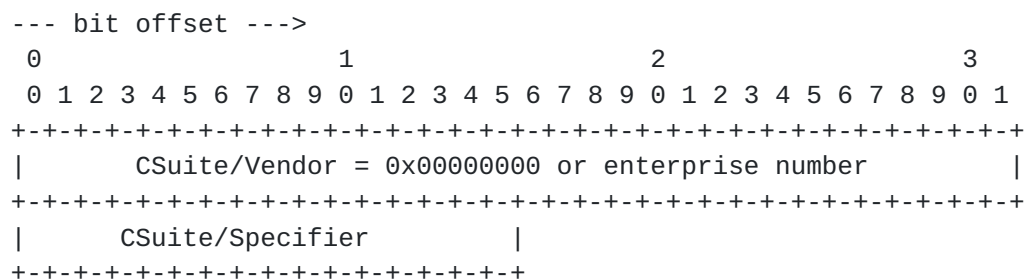


Figure 6

CSuite\_Sel is encoded as a 6-octet ciphersuite CSuite/Vendor and CSuite/Specifier pair.

CSuite\_List is a variable-length octet array of ciphersuites. It is encoded by concatenating encoded ciphersuite values. Its length in octets MUST be a multiple of 6.

## 9.3. Payload Formatting

Payload formatting is based on the protocol exchange description in [Section 3](#).

The GPSK-1 payload format is defined as follows:



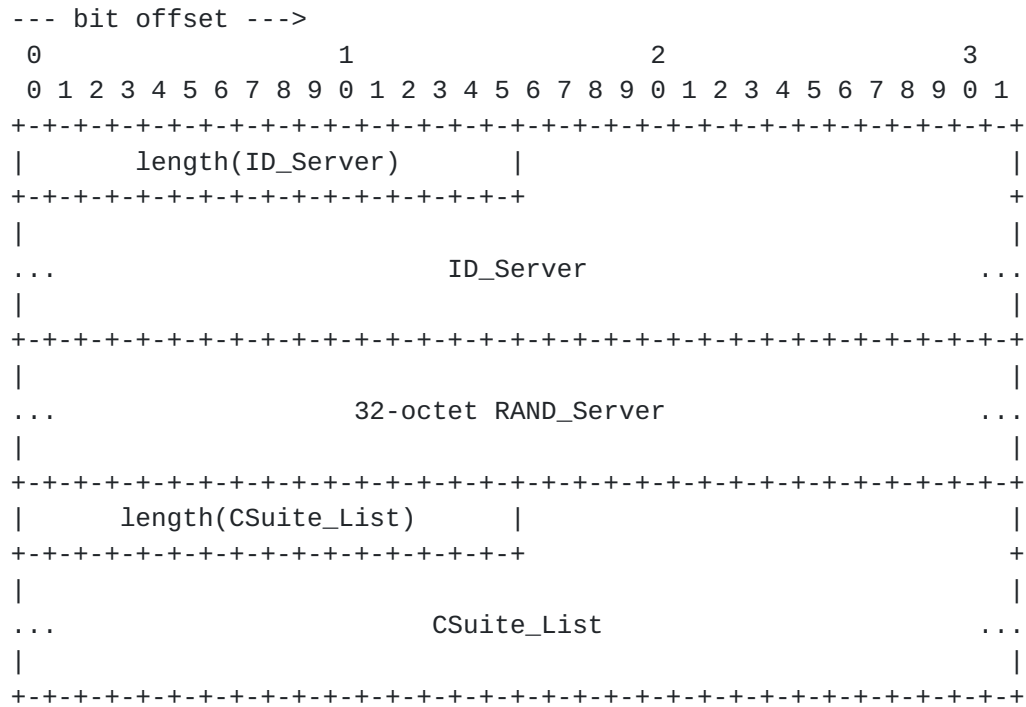


Figure 7: GPSK-1 Payload

The GPSK-2 payload format is defined as follows:





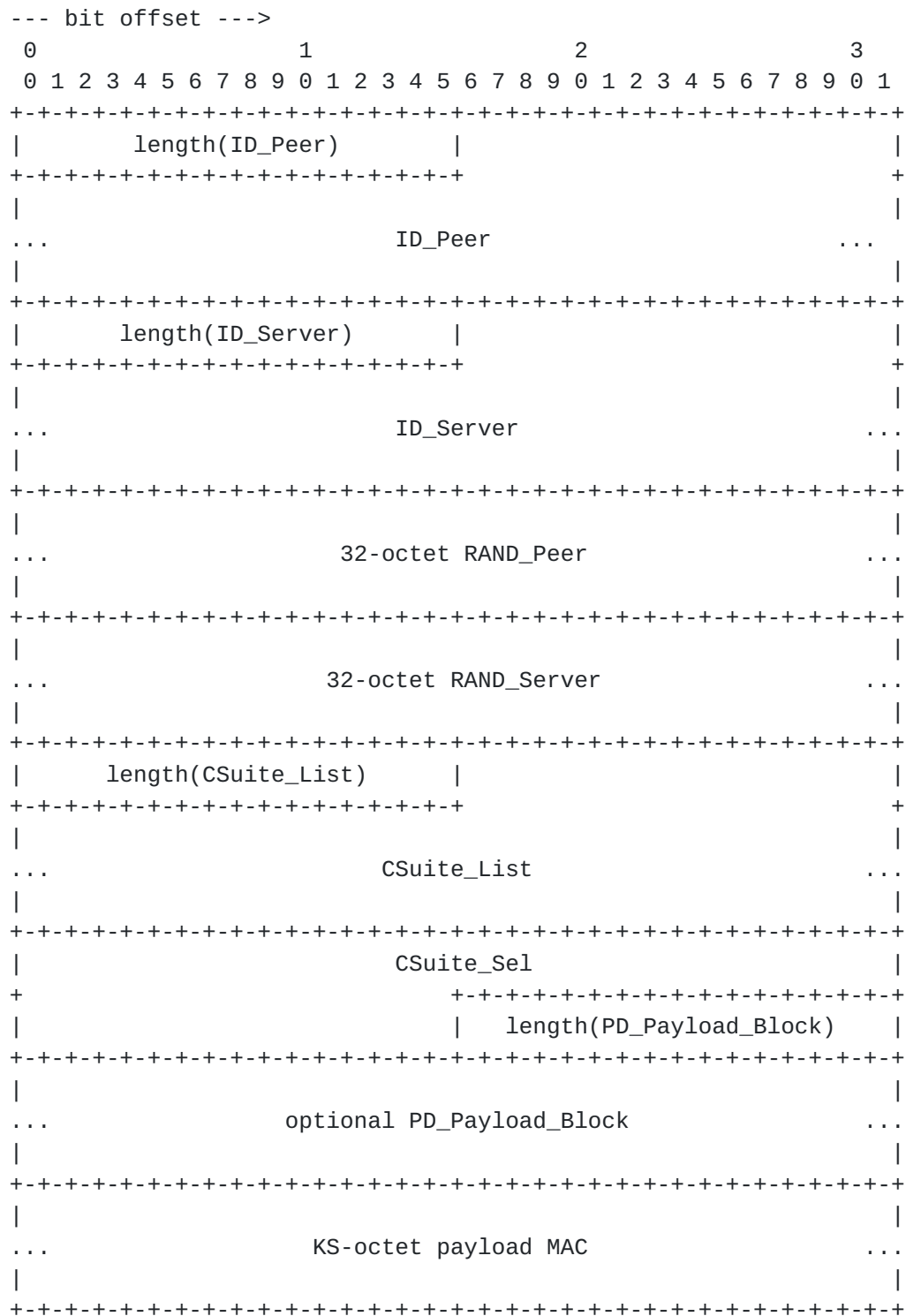


Figure 8: GPSK-2 Payload

If the optional protected data payload is not included, then `length(PD_Payload_Block)=0` and the PD payload is excluded. The payload MAC covers the entire packet, from the `ID_Client` length, up



through the optional PD\_Payload\_Block.

The GPSK-3 payload is defined as follows:

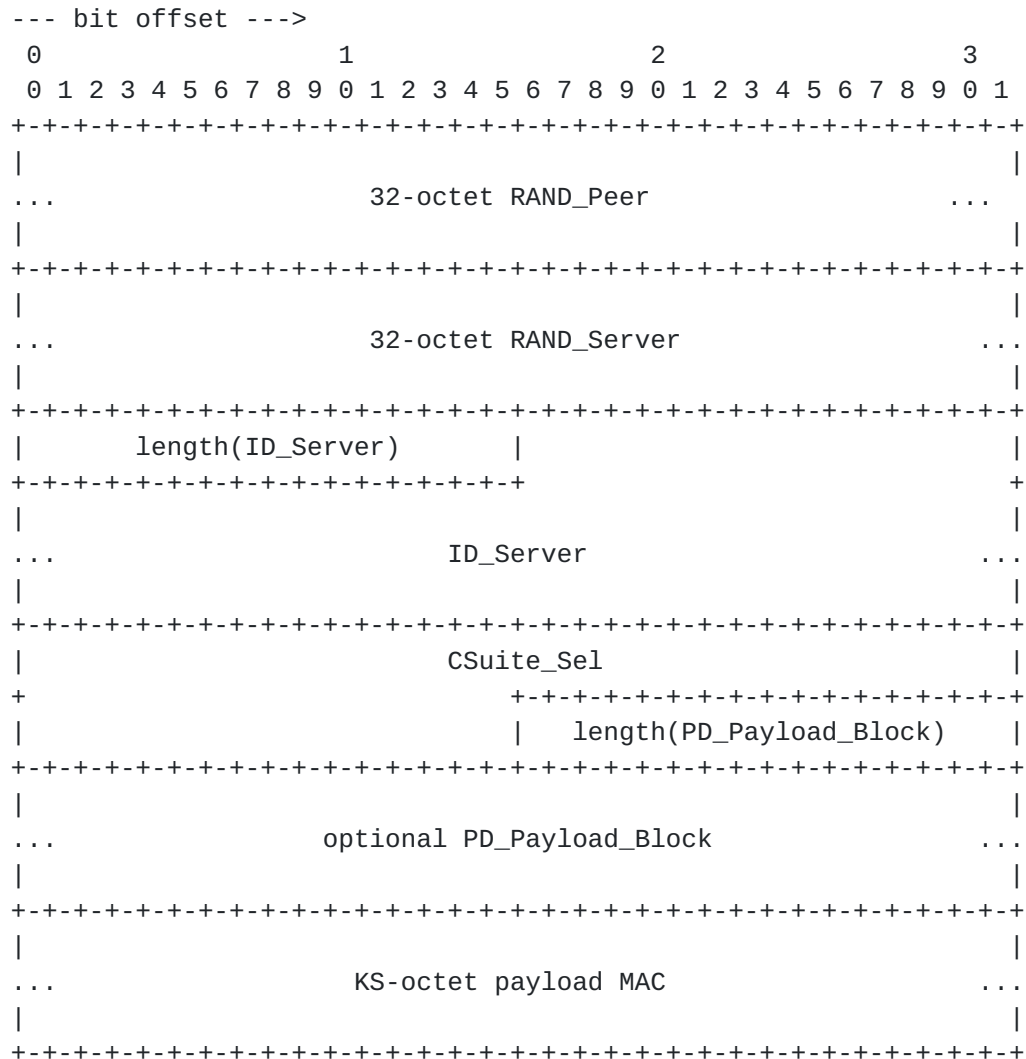


Figure 9: GPSK-3 Payload

If the optional protected data payload is not included, then `length(PD_Payload_Block)=0` and the PD payload is excluded. The payload MAC covers the entire packet, from the `RAND_Peer`, up through the optional `PD_Payload_Block`.

The GPSK-4 payload format is defined as follows:



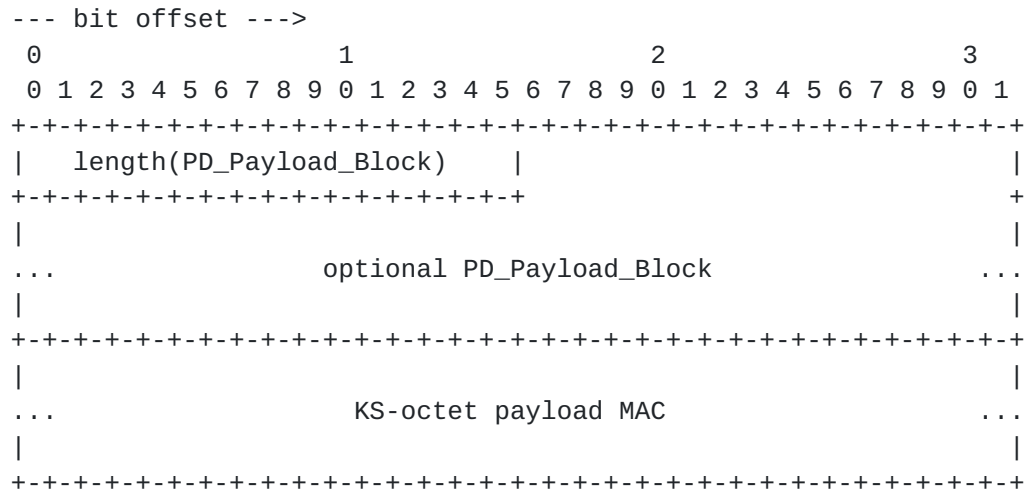


Figure 10: GPSK-4 Payload

If the optional protected data payload is not included, then `length(PD_Payload_Block)=0` and the PD payload is excluded. The MAC MUST always be included, regardless of the presence of `PD_Payload_Block`. The payload MAC covers the entire packet, from the `PD_Payload_Block` length up through the optional `PD_Payload_Block`.

The GPSK-Fail payload format is defined as follows:

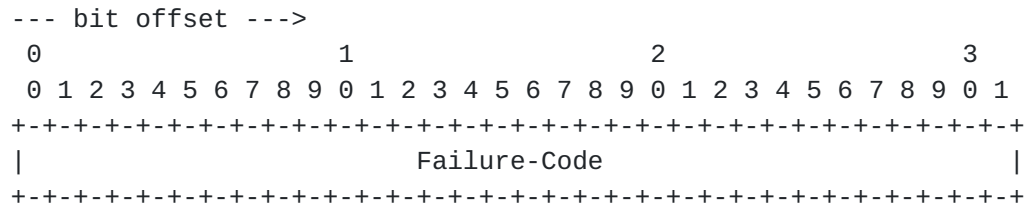


Figure 11: GPSK-Fail Payload

The GPSK-Protected-Fail payload format is defined as follows:



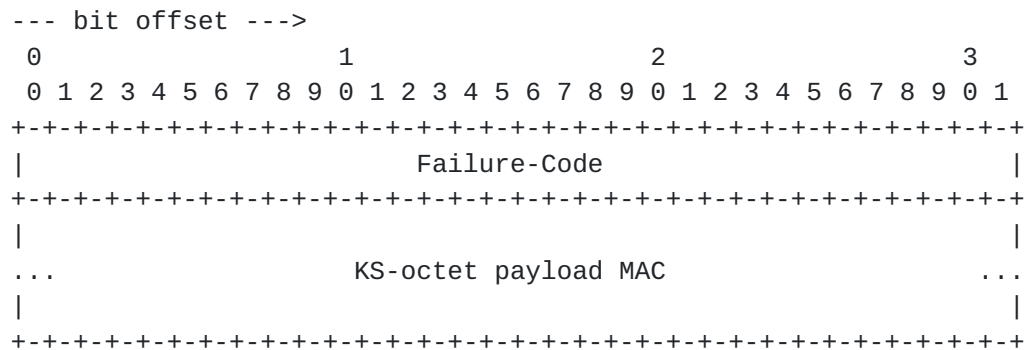


Figure 12: GPSK-Protected-Fail Payload

The Failure-Code field is one of three values, but can be extended:

- o 0x00000001: PSK Not Found
- o 0x00000002: Authentication Failure
- o 0x00000003: Authorization Failure

All other values of this field are available via IANA registration.

"PSK Not Found" indicates a key for a particular user could not be located, making authentication impossible. "Authentication Failure" indicates a MAC failure due to a PSK mismatch. "Authorization Failure" indicates that while the PSK being used is correct, the user is not authorized to connect.

#### 9.4. Protected Data

The protected data blocks are a generic mechanism for the peer and server to securely exchange data. If the specified ciphersuite has a NULL encryption primitive, then this channel only offers authenticity, and not confidentiality.

These payloads are encoded as the concatenation of type-length-value (TLV) triples called PD\_Payloads.

Type values are encoded as a 6-octet string and represented by a 4-octet vendor and 2-octet specifier field. The vendor field indicates the type as either standards-specified or vendor-specific. If these four octets are 0x00000000, then the value is standards-specified, and any other value represents a vendor-specific enterprise number.

The specifier field indicates the actual type. For vendor field 0x00000000, the specifier field is maintained by IANA. For any other vendor field, the specifier field is maintained by the vendor.

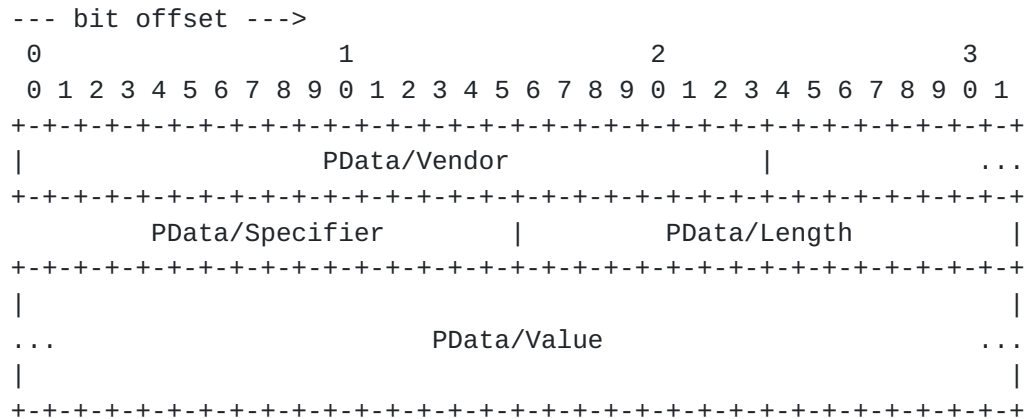
Length fields are specified as 2-octet integers in network byte





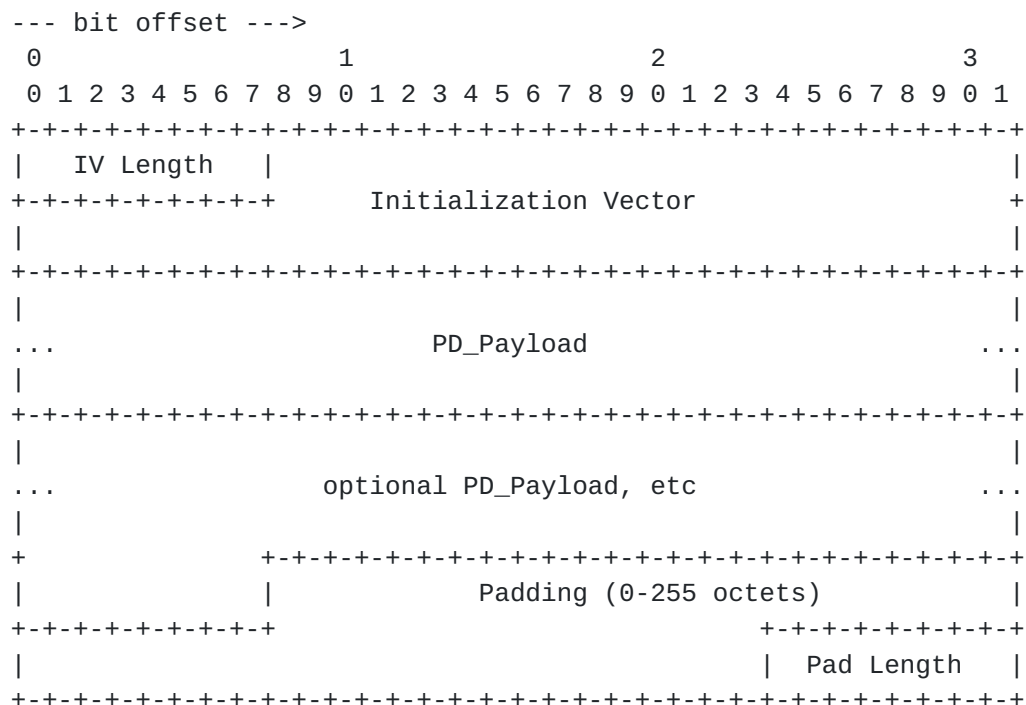
order, and reflect only the length of the value, and do not include the length of the type and length fields.

Graphically, this can be depicted as follows:



## Protected Data Payload (PD\_Payload) Formatting

These PD\_Payloads are concatenated together to form a PD\_Payload\_Block. The If the CSuite\_Sel includes support for encryption, then the PD\_Payload\_Block includes fields specifying an initialization vector (IV), and the necessary padding. This can be depicted as follows:





### Protected Data Block (PD\_Payload\_Block) Formatting if Encryption Supported

The Initialization Vector is a randomly chosen value whose length is equal to the specified IV Length. The required length is defined by the ciphersuite. Recipients **MUST** accept any value. Senders **SHOULD** either pick this value pseudo-randomly and independently for each message or use the final ciphertext block of the previous message sent. Senders **MUST NOT** use the same value for each message, use a sequence of values with low hamming distance (e.g., a sequence number), or use ciphertext from a received message. IVs should be selected per the security requirements of the underlying cipher. If the data is not being encrypted, then the IV Length **MUST** be 0. If the ciphersuite does not require an IV, or has a self-contained way of communicating the IV, then the IV Length field **MUST** be 0. In these cases the ciphersuite definition defines how the IV is encapsulated in the PD\_Payload.

The concatenation of PD\_Payloads along with the padding and padding length are all encrypted using the negotiated block cipher. If no block cipher is specified, then these fields are not encrypted.

The Padding field **MAY** contain any value chosen by the sender. For block-based cipher modes, the padding **MUST** have a length that makes the combination of the concatenation of PD\_Payloads, the Padding, and the Pad Length to be a multiple of the encryption block size. If the underlying ciphersuite does not require padding (e.g. a stream-based cipher mode) or no encryption is being used, then the padding length **MUST** still be present and be zero.

The Pad Length field is the length of the Padding field. The sender **SHOULD** set the Pad Length to the minimum value that makes the combination of the PD\_Payloads, the Padding, and the Pad Length a multiple of the block size (in the case of block-based cipher modes), but the recipient **MUST** accept any length that results in proper alignment. This field is encrypted with the negotiated cipher.

If the negotiated ciphersuite does not support encryption, then the IV field **MUST** be of length zero and padding field **MUST** be of length zero. The IV length and padding length fields **MUST** still be present, and contain the value zero. The rationale for still requiring the length fields is to allow for modular implementations where the crypto processing is independent of the payload processing. This is depicted in the following figure.



```

--- bit offset --->
      0               1               2               3
      0 1 2 3 4 5 6 7 8 9 0 1 2 3 4 5 6 7 8 9 0 1 2 3 4 5 6 7 8 9 0 1
+---+---+---+---+---+---+---+---+---+---+---+---+---+---+---+---+
|           0x00           |                               |
+---+---+---+---+---+---+---+---+---+---+---+---+---+---+---+---+
|                               PD_Payload                               |
+---+---+---+---+---+---+---+---+---+---+---+---+---+---+---+---+
|                               |                               |
+---+---+---+---+---+---+---+---+---+---+---+---+---+---+---+---+
|                               |                               |
...                               optional PD_Payload, etc   +---+---+---+---+---+
|                               |                               |
+---+---+---+---+---+---+---+---+---+---+---+---+---+---+---+---+
|                               |           0x00           |
+---+---+---+---+---+---+---+---+---+---+---+---+---+---+---+---+

```

#### Protected Data Block (PD\_Payload\_Block) Formatting Without Encryption

For PData/Vendor field 0x000000, the following PData/Specifier fields are defined:

- o 0x000000 : Reserved

All other values of this field are available via IANA registration.

## 10. Packet Processing Rules

This section defines how the EAP peer and EAP server MUST behave when received packet is deemed invalid.

Any EAP-GPSK packet that cannot be parsed by the EAP peer or the EAP server MUST be silently discarded. An EAP peer or EAP server receiving any unexpected packet (e.g., an EAP peer receiving GPSK-3 before receiving GPSK-1 or before transmitting GPSK-2) MUST silently discard the packet.

GPSK-1 contains no MAC protection, so provided it properly parses, it MUST be accepted by the peer. If the EAP peer has no ciphersuites in common with the server or decides the ID\_Server is that of a AAA server to which it does not wish to authenticate, the EAP peer MUST respond with an EAP-NAK.

For GPSK-2, if ID\_Peer is for an unknown user, the EAP server MUST send either a "PSK Not Found" GPSK-Fail message, or an "Authentication Failure" GPSK-Fail, depending on its policy. If the MAC validation fails, the server MUST transmit a GPSK-Fail message specifying "Authentication Failure" and discard the received packet. If the RAND\_Server or CSuite\_List field in GPSK-2 does not match the values in GPSK-1, the server MUST silently discard the packet. If server policy determines the peer is not authorized and the MAC is correct, the server MUST transmit a GPSK-Protected-Fail message indicating "Authorization Failure" and discard the received packet.



A peer receiving a GPSK-Fail / GPSK-Protected-Fail message in response to a GPSK-2 message MUST replay the received GPSK-Fail / GPSK-Protected-Fail message. Then, the EAP server returns an EAP-Failure after receiving the GPSK-Fail / GPSK-Protected-Fail message to correctly finish the EAP conversation. If MAC validation on a GPSK-Protected-Fail packet fails, then the received packet MUST be silently discarded.

For GPSK-3, a peer MUST silently discard messages where the RAND\_Peer, the RAND\_Server, or the CSuite\_Sel fields do match those transmitted in GPSK-2. An EAP peer MUST silently discard any packet whose MAC fails.

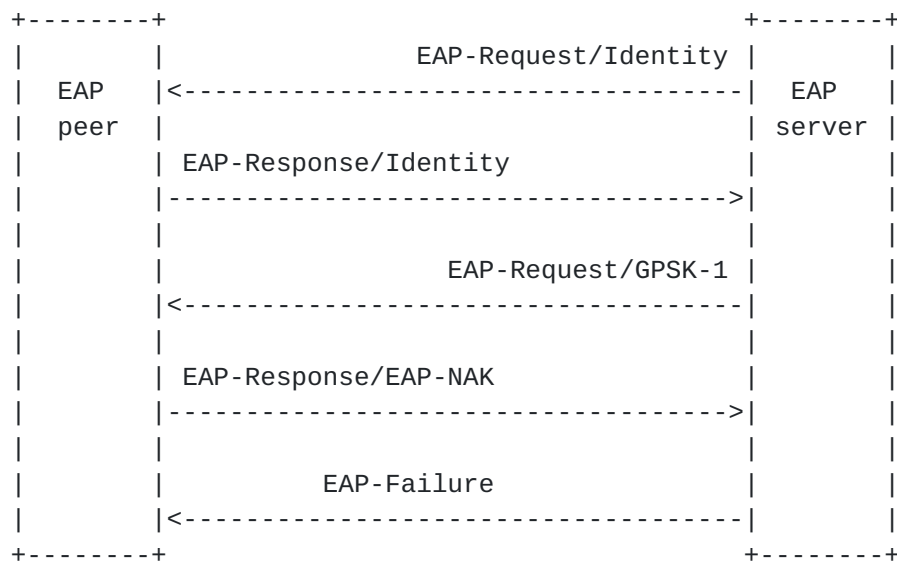
For GPSK-4, a server MUST silently discard any packet whose MAC fails validation.

If a decryption failure of a protected payload is detected, the recipient MUST silently discard the GPSK packet.

## 11. Example Message Exchanges

This section shows a couple of example message flows.

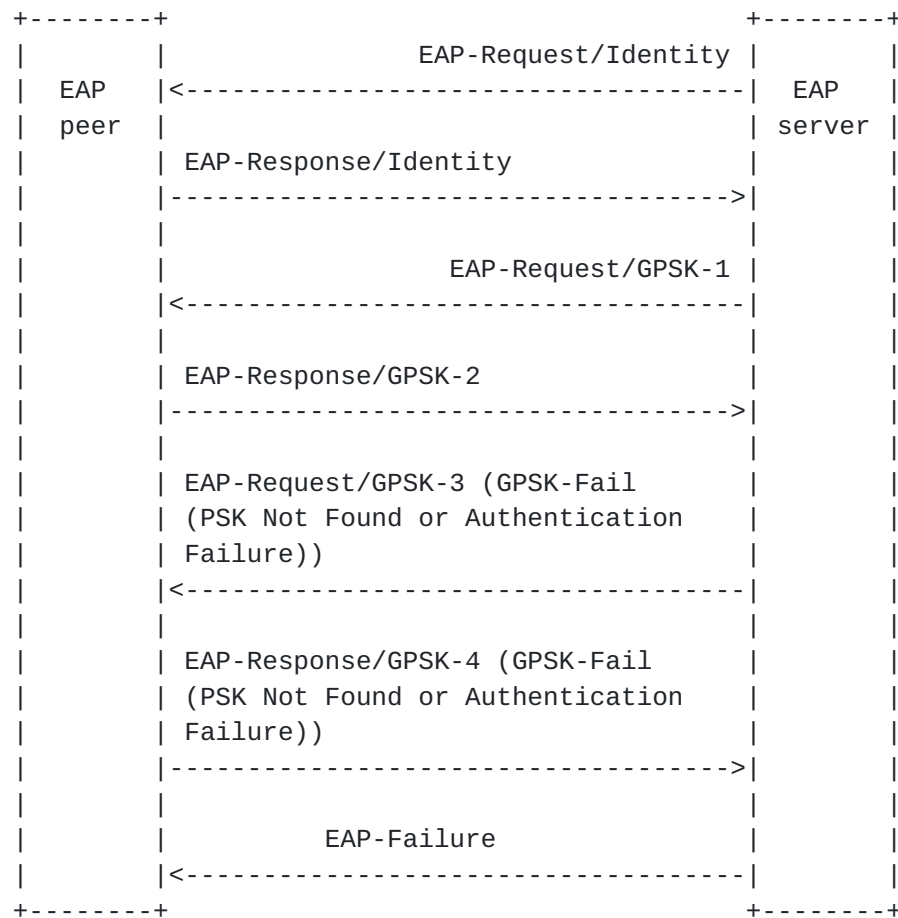
A successful EAP-GPSK message exchange is shown in Figure 1.



EAP-GPSK: Unsuccessful Exchange (Unacceptable AAA server identity;  
ID\_Server)

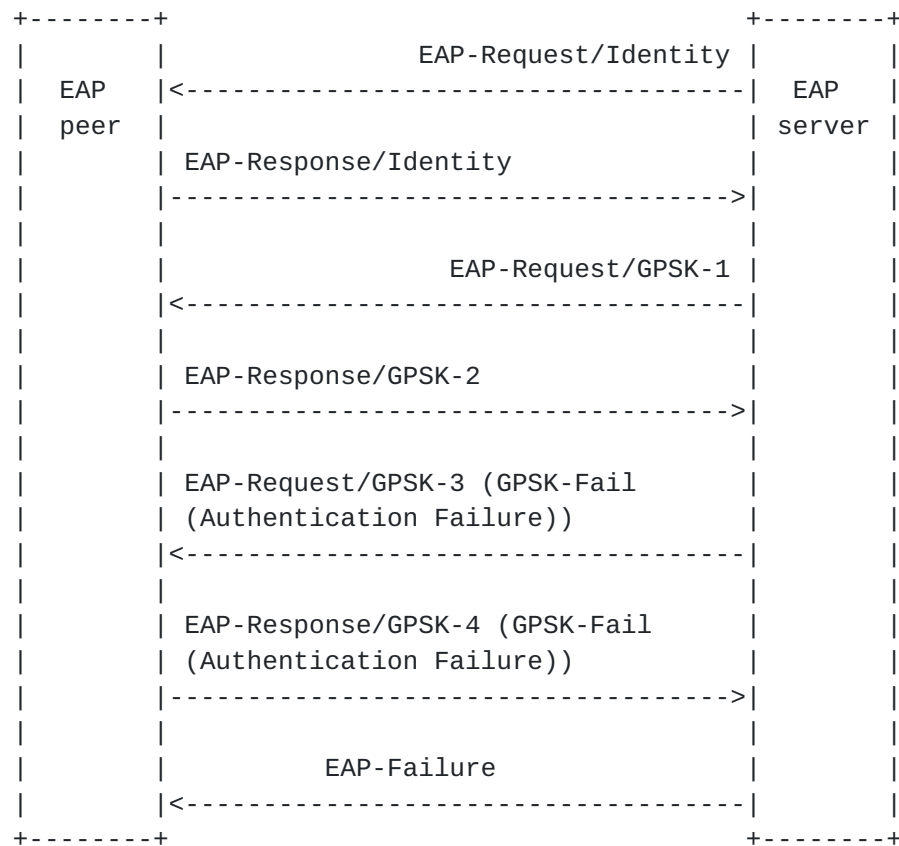






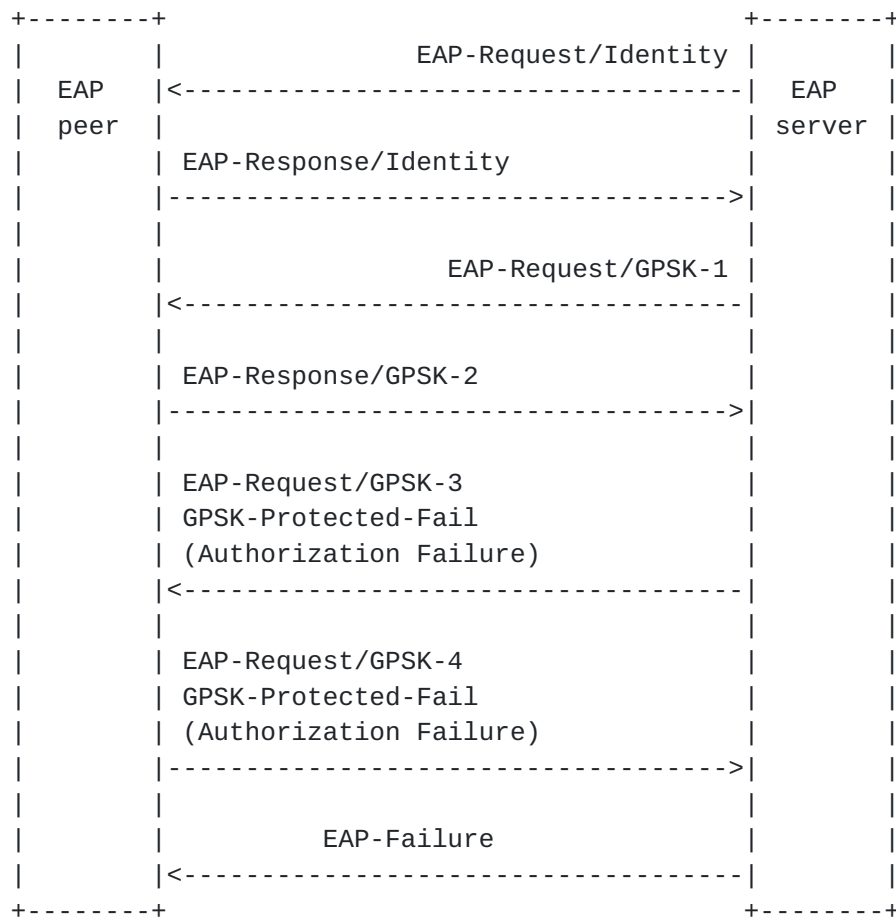
EAP-GPSK: Unsuccessful Exchange (Unknown user)





EAP-GPSK: Unsuccessful Exchange (Invalid MAC in GPSK-2)





EAP-GPSK: Unsuccessful Exchange (Authorization failure)

## 12. Security Considerations

[RFC3748] highlights several attacks that are possible against EAP since EAP itself does not provide any security.

This section discusses the claimed security properties of EAP-GPSK as well as vulnerabilities and security recommendations in the threat model of [RFC3748].



### **12.1. Security Claims**

Auth. mechanism:	Shared Keys
Ciphersuite negotiation:	Yes ( <a href="#">section 11.15</a> )
Mutual authentication:	Yes ( <a href="#">section 11.1</a> )
Integrity protection:	Yes ( <a href="#">section 11.3</a> )
Replay protection:	Yes ( <a href="#">section 11.4</a> )
Confidentiality:	No ( <a href="#">section 11.14</a> and 11.16)
Key derivation:	Yes ( <a href="#">section 11.7</a> )
Key strength:	Varies ( <a href="#">section 11.7</a> )
Dictionary attack prot.:	No ( <a href="#">section 11.6</a> )
Fast reconnect:	No ( <a href="#">section 11.13</a> )
Crypt. binding:	N/A ( <a href="#">section 11.17</a> )
Session independence:	Yes ( <a href="#">section 11.9</a> )
Fragmentation:	No ( <a href="#">section 11.11</a> )
Channel binding:	Extensible ( <a href="#">section 11.12</a> )

### **12.2. Mutual Authentication**

EAP-GPSK provides mutual authentication.

The server believes that the peer is authentic when it successfully verifies the MAC in the GPSK-2 message and the peer believes that the server is authentic when it successfully verifies the MAC it receives with the GPSK-3 message.

The key used for mutual authentication is derived based on the long-term secret PSK, nonces contributed by both parties and other parameters. The long-term secret PSK has to provide sufficient entropy and therefore sufficient strength. The nonces (RAND\_Peer and RAND\_Server) need to be fresh and unique for every session. In this way EAP-GPSK is not different than other authentication protocols based on pre-shared keys.

### **12.3. Protected Result Indications**

EAP-GPSK supports protected results indication via the GPSK-Protected-Fail message. This allows a server to provide additional information to the peer as to why the session failed, and do so in an authenticated way (if possible). In particular, the server can indicate the lack of PSK (account not present), failed authentication (PSK incorrect), or authorization failure (account disabled or unauthorized). Only the third message could be integrity protected.

It should be noted that these options make debugging network and account errors easier, but also leak information about accounts to attackers. An attacker can determine if a particular ID\_Peer is a valid user on the network, or not. Thus implementers should use care





in enabling this particular option on their servers. If they are in an environment where such attacks are of concern, then protected result indication capabilities should be disabled.

#### **12.4. Integrity Protection**

EAP-GPSK provides integrity protection based on the ciphersuites suggested in this document. Integrity protection is a minimum feature every ciphersuite must provide.

#### **12.5. Replay Protection**

EAP-GPSK provides replay protection of its mutual authentication part thanks to the use of random numbers RAND\_Server and RAND\_Peer. Since RAND\_Server is 32 octets long, one expects to have to record  $2^{64}$  (i.e., approximately  $1.84 \cdot 10^{19}$ ) EAP-GPSK successful authentication before an protocol run can be replayed. Hence, EAP-GPSK provides replay protection of its mutual authentication part as long as RAND\_Server and RAND\_Peer are chosen at random, randomness is critical for replay protection. [RFC 4086](#) [[RFC4086](#)] describes techniques for producing random quantities.

#### **12.6. Reflection attacks**

EAP-GPSK provides protection against reflection attacks in case of an extended authentication because the messages are constructed in a different fashion.

Also note that EAP-GPSK does not provide MAC protection of the OP-Code field, but again since each message is constructed differently, it would not be possible to change the OP-Code of a valid message and still have it be parseable and accepted by the recipient.

#### **12.7. Dictionary Attacks**

EAP-GPSK relies on a long-term shared secret (PSK) that SHOULD be based on at least 16 octets of entropy to be fully secure. The EAP-GPSK protocol makes no special provisions to ensure keys based on passwords are used securely. Users who use passwords as the basis of their PSK are not protected against dictionary attacks. Derivation of the long-term shared secret from a password is strongly discouraged.

#### **12.8. Key Derivation and Key Strength**

EAP-GPSK supports key derivation as shown in [Section 4](#).

Keys used within EAP-GPSK are all based on the security of the



originating PSK. PSKs SHOULD have at least 16 octets of entropy. Independent of the protocol exchange (i.e. without knowing RAND\_Peer and RAND\_Server), the keys have been derived with sufficient input entropy to make them as secure as the underlying KDF output key length.

### **12.9. Denial of Service Resistance**

There are three forms of denial of service attacks relevant for this document, namely (1) attacks that lead to vast amount of state being allocated, (2) attacks that attempt to prevent communication between the peer and server, and (3) attacks against computational resources.

In an EAP-GPSK conversation the server has to maintain state, namely the 32-octet RAND\_Server, when transmitting the GPSK-1 message to the peer. An adversary could therefore flood a server with a large number of EAP-GPSK communication attempts. An EAP server may therefore ensure that established state times out after a relatively short period of time when no further messages are received. This enables a sort of garbage collection.

The client has to keep state information after receiving the GPSK-1 message. To prevent a replay attack, all the client need do is ensure that the value of RAND\_Peer is consistent between GPSK-2 and GPSK-3. Message GPSK-3 contains all the material required to re-compute the keying material. Thus a client need only maintain minimal state (RAND\_Peer) between GPSK-2 and GPSK-3.

Attacks that disrupt communication between the peer and server are mitigated by silently discarding messages with invalid MACs. Attacks against computational resources are mitigated by having very light-weight cryptographic operations required during each protocol round.

The security considerations of EAP itself, see [Section 5.2](#) and [Section 7 of RFC 3748](#) [[RFC3748](#)], are also applicable to this specification (e.g., for example concerning EAP-based notifications).

### **12.10. Session Independence**

Thanks to its key derivation mechanisms, EAP-GPSK provides session independence: passive attacks (such as capture of the EAP conversation) or active attacks (including compromise of the MSK or EMSK) do not enable compromise of subsequent or prior MSKs or EMSKs. The assumption that RAND\_Peer and RAND\_Server are random is central for the security of EAP-GPSK in general and session independence in particular.



#### **12.11. Compromise of the PSK**

EAP-GPSK does not provide perfect forward secrecy. Compromise of the PSK leads to compromise of recorded past sessions.

Compromise of the PSK enables the attacker to impersonate the peer and the server and it allows the adversary to compromise future sessions.

EAP-GPSK provides no protection against a legitimate peer sharing its PSK with a third party. Such protection may be provided by appropriate repositories for the PSK, which choice is outside the scope of this document. The PSK used by EAP-GPSK must only be shared between two parties: the peer and the server. In particular, this PSK must not be shared by a group of peers (e.g. those with different ID\_Peer values) communicating with the same server.

The PSK used by EAP-GPSK must be cryptographically separated from keys used by other protocols, otherwise the security of EAP-GPSK may be compromised.

#### **12.12. Fragmentation**

EAP-GPSK does not support fragmentation and reassembly since the message size is relatively small. However it should be noted that this impacts the length of protected data payloads that can be attached to messages. Also if the EAP frame is larger than the MTU of the underlying transport, and that transport does not support fragmentation, the frame will most likely not be transported. Consequently implementors and deployers should take care to ensure EAP-GPSK frames are short enough to work properly on the target underlying transport mechanism.

#### **12.13. Channel Binding**

This document enables the ability to exchange channel binding information. It does not, however, define the encoding of channel binding information in the document.

#### **12.14. Fast Reconnect**

EAP-GPSK does not provide the fast reconnect capability since this method is already at (or close to) the lower limit of the number of roundtrips and the cryptographic operations.



### **12.15. Identity Protection**

Identity protection is not specified in this document. Extensions can be defined that enhance this protocol to provide this feature.

### **12.16. Protected Ciphersuite Negotiation**

EAP-GPSK provides protected ciphersuite negotiation via the indication of available ciphersuites by the server in the first message and a confirmation by the peer in the subsequent message.

Note, however, that the GPSK-2 message may optionally contain a payload, ENC\_PK(PD\_Payload\_Block), protected with an algorithm based on a selected ciphersuite before the ciphersuite list has actually been authenticated. In the classical downgrading attack an adversary would chose a ciphersuite that it weak enough to that it could break it in real-time or to turn security off. The latter is not possible since any ciphersuite defined for EAP-GPSK must at least provide authentication and integrity protection. Confidentiality protection is optional. When, some time in the future, a ciphersuite contains algorithms that can be broken in real-time then a policy on peers and the server needs to indicate that such a ciphersuite must not be selected by any of parties.

Furthermore, an adversary may modify the selection of the ciphersuite to for the client to select a ciphersuite that does not provide confidentiality protection. As a result this would cause the content of PD\_Payload\_Block to be transmitted in cleartext. When protocol designers extend EAP-GPSK to carry information in the PD\_Payload\_Block of the GPSK-2 message then it must be indicated whether confidentiality protection is mandatory. In case such an extension requires a ciphersuite with confidentiality protection then the policy at the peer must not transmit information of that extension in the PD\_Payload\_Block of the GPSK-2 message. The peer may, if possible, delay the transmission of this information element to the GPSK-4 message where the ciphersuite negotiation has been confirmed already. In general, when a ciphersuite is selected that does not provide confidentiality protection then information that demands confidentiality protection must not be included in any of the PD\_Payload\_Block objects.

### **12.17. Confidentiality**

Although EAP-GPSK provides confidentiality in its protected data payloads, it cannot claim to do so as per [Section 7.2.1 of \[RFC3748\]](#) since it does not support identity protection.





### **12.18. Cryptographic Binding**

Since EAP-GPSK does not tunnel another EAP method, it does not implement cryptographic binding.

## **13. IANA Considerations**

This document requires IANA to allocate a new EAP Type for EAP-GPSK.

This document requires IANA to create a new registry for ciphersuites, protected data types, failure codes and op-codes. IANA is furthermore instructed to add the specified ciphersuites, protected data types, failure codes and op-codes to these registries as defined below. Values can be added or modified per IETF CONSENSUS [[RFC2434](#)] defining either block-based or hash-based ciphersuites, protected data payloads, failure codes and op-codes. Each ciphersuite needs to provide processing rules and needs to specify how the following algorithms are instantiated: encryption, integrity, key derivation and key length.

Figure 3 represents the initial ciphersuite CSuite/Specifier registry setup. The CSuite/Specifier field is 16 bits long. All other values are available via IANA registration. This registry should be named "EAP-GPSK Ciphersuites".

The following is the initial protected data PData/Specifier registry setup, which should be named "EAP-GPSK Protected Data Payloads":

- o 0x0000000 : Reserved

The PData/Specifier field is 24 bits long and all other values are available via IANA registration. Each extension needs to indicate whether confidentiality protection for transmission between the EAP peer and the EAP server is mandatory.

The following layout represents the initial Failure-Code registry setup, which should be named "EAP-GPSK Failure Codes":

- o 0x00000001: PSK Not Found
- o 0x00000002: Authentication Failure
- o 0x00000003: Authorization Failure

The Failure-Code field is 32 bits long and all other values are available via IANA registration.

The following layout represents the initial OP-Code registry setup, which should be named "EAP-GPSK OP Codes":



- o 0x01 : GPSK-1
- o 0x02 : GPSK-2
- o 0x03 : GPSK-3
- o 0x04 : GPSK-4
- o 0x05 : GPSK-Fail
- o 0x06 : GPSK-Protected-Fail

The OP-Code field is 8 bits long and all other values are available via IANA registration.

#### **14. Contributors**

This work is a joint effort of the EAP Method Update (EMU) design team of the EMU Working Group that was created to develop a mechanism based on strong shared secrets that meets [RFC 3748](#) [[RFC3748](#)] and [RFC 4017](#) [[RFC4017](#)] requirements. The design team members (in alphabetical order) were:

- o Jari Arkko
- o Mohamad Badra
- o Uri Blumenthal
- o Charles Clancy
- o Lakshminath Dondeti
- o David McGrew
- o Joe Salowey
- o Sharma Suman
- o Hannes Tschofenig
- o Jesse Walker

Finally, we would like to thank Thomas Otto for his draft reviews, feedback and text contributions.

#### **15. Acknowledgments**

We would like to thank

- o Jouni Malinen and Bernard Aboba for their early draft comments in June 2006. Jouni Malinen developed the first prototype implementation. It can be found at:  
<http://hostap.epitest.fi/releases/snapshots/>
- o Lakshminath Dondeti, David McGrew, Bernard Aboba, Michaela Vanderveen and Ray Bell for their input to the ciphersuite discussions between July and August 2006.
- o Lakshminath Dondeti for his detailed draft review (sent to the EMU ML on the 12th July 2006).



- o Based on a review requested from NIST Quynh Dang suggested changes to the GKDF function (December 2006).
- o Jouni Malinen and Victor Fajardo for their review in January 2007.
- o Jouni Malinen for his suggestions regarding the examples and the key derivation function in February 2007.
- o Bernard Aboba and Jouni Malinen for their review in February 2007.
- o Vidya Narayanan for her review in March 2007.
- o
- o Joe Salowey, the EMU working group chair, provided a document review in April 2007. Jouni Malinen also reviewed the document during the same month.
- o We would like to thank Paul Rowe, Arnab Roy, Prof. Andre Scedrov and Prof. John C. Mitchell for their analysis of EAP-GPSK and for pointing us to a client-side DoS attack, a downgrading attack and their input to the key derivation function. Based on their input the key derivation function has been modified and the text in the security consideration section has been updated.
- o Finally, we would like to thank our working group chair, Joe Salowey, for his support and for the time he spend on discussing open issues with us.

## **16. References**

### **16.1. Normative References**

- [I-D.ietf-eap-keying]  
Aboba, B., Simon, D., and P. Eronen, "Extensible Authentication Protocol (EAP) Key Management Framework", [draft-ietf-eap-keying-22](#) (work in progress), November 2007.
- [RFC2119] Bradner, S., "Key words for use in RFCs to Indicate Requirement Levels", [BCP 14](#), [RFC 2119](#), March 1997.
- [RFC2434] Narten, T. and H. Alvestrand, "Guidelines for Writing an IANA Considerations Section in RFCs", [BCP 26](#), [RFC 2434](#), October 1998.
- [RFC3748] Aboba, B., Blunk, L., Vollbrecht, J., Carlson, J., and H. Levkowetz, "Extensible Authentication Protocol (EAP)", [RFC 3748](#), June 2004.
- [RFC4282] Aboba, B., Beadles, M., Arkko, J., and P. Eronen, "The Network Access Identifier", [RFC 4282](#), December 2005.
- [RFC4634] Eastlake, D. and T. Hansen, "US Secure Hash Algorithms (SHA and HMAC-SHA)", [RFC 4634](#), July 2006.



- [AES] National Institute of Standards and Technology,  
"Specification for the Advanced Encryption Standard  
(AES)", Federal Information Processing Standards  
(FIPS) 197, November 2001.
- [CMAC] National Institute of Standards and Technology,  
"Recommendation for Block Cipher Modes of Operation: The  
CMAC Mode for Authentication", Special Publication  
(SP) 800-38B, May 2005.
- [CBC] National Institute of Standards and Technology,  
"Recommendation for Block Cipher Modes of Encryption.  
Methods and Techniques.", Special Publication (SP) 800-  
38A, December 2001.

## **16.2. Informative References**

- [RFC4017] Stanley, D., Walker, J., and B. Aboba, "Extensible  
Authentication Protocol (EAP) Method Requirements for  
Wireless LANs", [RFC 4017](#), March 2005.
- [RFC4086] Eastlake, D., Schiller, J., and S. Crocker, "Randomness  
Requirements for Security", [BCP 106](#), [RFC 4086](#), June 2005.
- [ENTNUM] IANA, "SMI Network Management Private Enterprise Codes",  
IANA Assignments enterprise-numbers.

## Authors' Addresses

T. Charles Clancy  
DoD Laboratory for Telecommunications Sciences  
8080 Greenmead Drive  
College Park, MD 20740  
USA

Email: [clancy@ltsnet.net](mailto:clancy@ltsnet.net)

Hannes Tschofenig  
Nokia Siemens Networks  
Otto-Hahn-Ring 6  
Munich, Bavaria 81739  
Germany

Email: [Hannes.Tschofenig@nsn.com](mailto:Hannes.Tschofenig@nsn.com)  
URI: <http://www.tschofenig.com>





## Full Copyright Statement

Copyright (C) The IETF Trust (2008).

This document is subject to the rights, licenses and restrictions contained in [BCP 78](#), and except as set forth therein, the authors retain all their rights.

This document and the information contained herein are provided on an "AS IS" basis and THE CONTRIBUTOR, THE ORGANIZATION HE/SHE REPRESENTS OR IS SPONSORED BY (IF ANY), THE INTERNET SOCIETY, THE IETF TRUST AND THE INTERNET ENGINEERING TASK FORCE DISCLAIM ALL WARRANTIES, EXPRESS OR IMPLIED, INCLUDING BUT NOT LIMITED TO ANY WARRANTY THAT THE USE OF THE INFORMATION HEREIN WILL NOT INFRINGE ANY RIGHTS OR ANY IMPLIED WARRANTIES OF MERCHANTABILITY OR FITNESS FOR A PARTICULAR PURPOSE.

## Intellectual Property

The IETF takes no position regarding the validity or scope of any Intellectual Property Rights or other rights that might be claimed to pertain to the implementation or use of the technology described in this document or the extent to which any license under such rights might or might not be available; nor does it represent that it has made any independent effort to identify any such rights. Information on the procedures with respect to rights in RFC documents can be found in [BCP 78](#) and [BCP 79](#).

Copies of IPR disclosures made to the IETF Secretariat and any assurances of licenses to be made available, or the result of an attempt made to obtain a general license or permission for the use of such proprietary rights by implementers or users of this specification can be obtained from the IETF on-line IPR repository at <http://www.ietf.org/ipr>.

The IETF invites any interested party to bring to its attention any copyrights, patents or patent applications, or other proprietary rights that may cover technology that may be required to implement this standard. Please address the information to the IETF at [ietf-ipr@ietf.org](mailto:ietf-ipr@ietf.org).

## Acknowledgment

Funding for the RFC Editor function is provided by the IETF Administrative Support Activity (IASA).

