

EMU Working Group
Internet-Draft
Intended status: Standards Track
Expires: July 13, 2014

H. Zhou
N. Cam-Winget
J. Salowey
Cisco Systems
S. Hanna
Juniper Networks
January 9, 2014

Tunnel EAP Method (TEAP) Version 1
draft-ietf-emu-eap-tunnel-method-10.txt

Abstract

This document defines the Tunnel Extensible Authentication Protocol (TEAP) version 1. TEAP is a tunnel based EAP method that enables secure communication between a peer and a server by using the Transport Layer Security (TLS) protocol to establish a mutually authenticated tunnel. Within the tunnel, Type-Length-Value (TLV) objects are used to convey authentication related data between the EAP peer and the EAP server.

Status of This Memo

This Internet-Draft is submitted in full conformance with the provisions of [BCP 78](#) and [BCP 79](#).

Internet-Drafts are working documents of the Internet Engineering Task Force (IETF). Note that other groups may also distribute working documents as Internet-Drafts. The list of current Internet-Drafts is at <http://datatracker.ietf.org/drafts/current/>.

Internet-Drafts are draft documents valid for a maximum of six months and may be updated, replaced, or obsoleted by other documents at any time. It is inappropriate to use Internet-Drafts as reference material or to cite them other than as "work in progress."

This Internet-Draft will expire on July 13, 2014.

Copyright Notice

Copyright (c) 2014 IETF Trust and the persons identified as the document authors. All rights reserved.

This document is subject to [BCP 78](#) and the IETF Trust's Legal Provisions Relating to IETF Documents (<http://trustee.ietf.org/license-info>) in effect on the date of publication of this document. Please review these documents

carefully, as they describe your rights and restrictions with respect to this document. Code Components extracted from this document must include Simplified BSD License text as described in Section 4.e of the Trust Legal Provisions and are provided without warranty as described in the Simplified BSD License.

Table of Contents

| | | |
|------------------------|--|--------------------|
| 1. | Introduction | 5 |
| 1.1. | Specification Requirements | 5 |
| 1.2. | Terminology | 5 |
| 2. | Protocol Overview | 6 |
| 2.1. | Architectural Model | 7 |
| 2.2. | Protocol Layering Model | 7 |
| 3. | TEAP Protocol | 8 |
| 3.1. | Version Negotiation | 9 |
| 3.2. | TEAP Authentication Phase 1: Tunnel Establishment | 10 |
| 3.2.1. | TLS Session Resume Using Server State | 11 |
| 3.2.2. | TLS Session Resume Using a PAC | 12 |
| 3.2.3. | Transition between Abbreviated and Full TLS Handshake | 13 |
| 3.3. | TEAP Authentication Phase 2: Tunneled Authentication | 14 |
| 3.3.1. | EAP Sequences | 14 |
| 3.3.2. | Optional Password Authentication | 15 |
| 3.3.3. | Protected Termination and Acknowledged Result Indication | 15 |
| 3.4. | Determining Peer-Id and Server-Id | 16 |
| 3.5. | TEAP Session Identifier | 17 |
| 3.6. | Error Handling | 17 |
| 3.6.1. | Outer Layer Errors | 18 |
| 3.6.2. | TLS Layer Errors | 18 |
| 3.6.3. | Phase 2 Errors | 19 |
| 3.7. | Fragmentation | 19 |
| 3.8. | Peer Services | 20 |
| 3.8.1. | PAC Provisioning | 21 |
| 3.8.2. | Certificate Provisioning Within the Tunnel | 22 |
| 3.8.3. | Server Unauthenticated Provisioning Mode | 23 |
| 3.8.4. | Channel Binding | 23 |
| 4. | Message Formats | 24 |
| 4.1. | TEAP Message Format | 24 |
| 4.2. | TEAP TLV Format and Support | 26 |
| 4.2.1. | General TLV Format | 27 |
| 4.2.2. | Authority-ID TLV | 29 |
| 4.2.3. | Identity-Type TLV | 30 |
| 4.2.4. | Result TLV | 31 |
| 4.2.5. | NAK TLV | 32 |
| 4.2.6. | Error TLV | 34 |
| 4.2.7. | Channel-Binding TLV | 37 |
| 4.2.8. | Vendor-Specific TLV | 38 |

| | | |
|-------------|--|----|
| 4.2.9. | Request-Action TLV | 39 |
| 4.2.10. | EAP-Payload TLV | 41 |
| 4.2.11. | Intermediate-Result TLV | 42 |
| 4.2.12. | PAC TLV Format | 44 |
| 4.2.12.1. | Formats for PAC Attributes | 44 |
| 4.2.12.2. | PAC-Key | 45 |
| 4.2.12.3. | PAC-Opaque | 46 |
| 4.2.12.4. | PAC-Info | 47 |
| 4.2.12.5. | PAC-Acknowledgement TLV | 49 |
| 4.2.12.6. | PAC-Type TLV | 50 |
| 4.2.13. | Crypto-Binding TLV | 50 |
| 4.2.14. | Basic-Password-Auth-Req TLV | 53 |
| 4.2.15. | Basic-Password-Auth-Resp TLV | 54 |
| 4.2.16. | PKCS#7 TLV | 56 |
| 4.2.17. | PKCS#10 TLV | 57 |
| 4.2.18. | Trusted-Server-Root TLV | 58 |
| 4.3. | TLV Rules | 59 |
| 4.3.1. | Outer TLVs | 60 |
| 4.3.2. | Inner TLVs | 60 |
| 5. | Cryptographic Calculations | 61 |
| 5.1. | TEAP Authentication Phase 1: Key Derivations | 61 |
| 5.2. | Intermediate Compound Key Derivations | 62 |
| 5.3. | Computing the Compound MAC | 64 |
| 5.4. | EAP Master Session Key Generation | 64 |
| 6. | IANA Considerations | 65 |
| 7. | Security Considerations | 69 |
| 7.1. | Mutual Authentication and Integrity Protection | 70 |
| 7.2. | Method Negotiation | 70 |
| 7.3. | Separation of Phase 1 and Phase 2 Servers | 71 |
| 7.4. | Mitigation of Known Vulnerabilities and Protocol Deficiencies | 71 |
| 7.4.1. | User Identity Protection and Verification | 72 |
| 7.4.2. | Dictionary Attack Resistance | 73 |
| 7.4.3. | Protection against Man-in-the-Middle Attacks | 73 |
| 7.4.4. | PAC Binding to User Identity | 74 |
| 7.5. | Protecting against Forged Clear Text EAP Packets | 74 |
| 7.6. | Server Certificate Validation | 75 |
| 7.7. | Tunnel PAC Considerations | 75 |
| 7.8. | Security Claims | 76 |
| 8. | Acknowledgements | 77 |
| 9. | References | 77 |
| 9.1. | Normative References | 77 |
| 9.2. | Informative References | 78 |
| Appendix A. | Evaluation Against Tunnel Based EAP Method Requirements | 81 |
| A.1. | Requirement 4.1.1 RFC Compliance | 81 |
| A.2. | Requirement 4.2.1 TLS Requirements | 81 |
| A.3. | Requirement 4.2.1.1.1 Cipher Suite Negotiation | 81 |

| | | |
|-----------------------------|---|---------------------|
| A.4. | Requirement 4.2.1.1.2 Tunnel Data Protection Algorithms . | 81 |
| A.5. | Requirement 4.2.1.1.3 Tunnel Authentication and Key Establishment | 82 |
| A.6. | Requirement 4.2.1.2 Tunnel Replay Protection | 82 |
| A.7. | Requirement 4.2.1.3 TLS Extensions | 82 |
| A.8. | Requirement 4.2.1.4 Peer Identity Privacy | 82 |
| A.9. | Requirement 4.2.1.5 Session Resumption | 82 |
| A.10. | Requirement 4.2.2 Fragmentation | 82 |
| A.11. | Requirement 4.2.3 Protection of Data External to Tunnel . | 82 |
| A.12. | Requirement 4.3.1 Extensible Attribute Types | 83 |
| A.13. | Requirement 4.3.2 Request/Challenge Response Operation . | 83 |
| A.14. | Requirement 4.3.3 Indicating Criticality of Attributes . | 83 |
| A.15. | Requirement 4.3.4 Vendor Specific Support | 83 |
| A.16. | Requirement 4.3.5 Result Indication | 83 |
| A.17. | Requirement 4.3.6 Internationalization of Display Strings | 83 |
| A.18. | Requirement 4.4 EAP Channel Binding Requirements | 83 |
| A.19. | Requirement 4.5.1.1 Confidentiality and Integrity | 83 |
| A.20. | Requirement 4.5.1.2 Authentication of Server | 84 |
| A.21. | Requirement 4.5.1.3 Server Certificate Revocation Checking | 84 |
| A.22. | Requirement 4.5.2 Internationalization | 84 |
| A.23. | Requirement 4.5.3 Meta-data | 84 |
| A.24. | Requirement 4.5.4 Password Change | 84 |
| A.25. | Requirement 4.6.1 Method Negotiation | 84 |
| A.26. | Requirement 4.6.2 Chained Methods | 84 |
| A.27. | Requirement 4.6.3 Cryptographic Binding with the TLS Tunnel | 84 |
| A.28. | Requirement 4.6.4 Peer Initiated | 85 |
| A.29. | Requirement 4.6.5 Method Meta-data | 85 |
| Appendix B. | Major Differences from EAP-FAST | 85 |
| Appendix C. | Examples | 85 |
| C.1. | Successful Authentication | 86 |
| C.2. | Failed Authentication | 87 |
| C.3. | Full TLS Handshake using Certificate-based Cipher Suite . | 89 |
| C.4. | Client authentication during Phase 1 with identity privacy | 90 |
| C.5. | Fragmentation and Reassembly | 92 |
| C.6. | Sequence of EAP Methods | 94 |
| C.7. | Failed Crypto-binding | 96 |
| C.8. | Sequence of EAP Method with Vendor-Specific TLV Exchange | 97 |
| C.9. | Peer Requests Inner Method After Server Sends Result TLV | 99 |
| C.10. | Channel Binding | 101 |
| Appendix D. | Major Differences from Previous Revisions | 102 |
| D.1. | Changes from -06 | 102 |
| D.2. | Changes from -05 | 103 |
| D.3. | Changes from -04 | 103 |
| D.4. | Changes from -03 | 104 |
| D.5. | Changes from -02 | 104 |

| | | |
|----------------------|----------------------------|---------------------|
| D.6. | Changes from -01 | 105 |
| D.7. | Changes from -00 | 105 |

[1.](#) Introduction

An Extensible Authentication Protocol (EAP) tunnel method is an EAP method that establishes a secure tunnel and executes other EAP methods under the protection of that secure tunnel. An EAP tunnel method can be used in any lower layer protocol that supports EAP authentication. There are several existing EAP tunnel methods that use Transport Layer Security (TLS) [[RFC5246](#)] to establish the secure tunnel. EAP methods supporting this include Protected EAP (PEAP) [[PEAP](#)], Tunneled Transport Layer Security EAP (TTLS) [[RFC5281](#)] and EAP Flexible Authentication via Secure Tunneling (EAP-FAST) [[RFC4851](#)]. However, they all are either vendor specific or informational and industry calls for a standard-track tunnel EAP method. [[RFC6678](#)] outlines the list of requirements for a standard tunnel based EAP method.

Since the introduction of EAP-FAST [[RFC4851](#)] a few years ago, it has been widely adopted in variety of devices and platforms. It has been adopted by EMU working group as the basis for the standard tunnel based EAP method. This document describes Tunnel Extensible Authentication Protocol (TEAP) version 1, based on EAP-FAST [[RFC4851](#)] with some minor changes, to meet the requirements outlined in [[RFC6678](#)] for a standard tunnel based EAP method.

[1.1.](#) Specification Requirements

The key words "MUST", "MUST NOT", "REQUIRED", "SHALL", "SHALL NOT", "SHOULD", "SHOULD NOT", "RECOMMENDED", "NOT RECOMMENDED", "MAY", and "OPTIONAL" in this document are to be interpreted as described in [[RFC2119](#)] .

[1.2.](#) Terminology

Much of the terminology in this document comes from [[RFC3748](#)]. Additional terms are defined below:

Protected Access Credential (PAC)

Credentials distributed to a peer for future optimized network authentication. The PAC consists of a minimum of two components: a shared secret and an opaque element. The shared secret component contains the pre-shared key between the peer and the authentication server. The opaque part is provided to the peer and is presented to the authentication server when the peer wishes to obtain access to network resources. The opaque element and

shared secret are used with TLS stateless session resumption defined in [RFC5077] to establish a protected TLS session. The secret key and opaque part may be distributed using RFC 5077 messages or using TLVs within the TEAP tunnel. Finally, a PAC may optionally include other information that may be useful to the peer.

Type-Length-Value (TLV)

The TEAP protocol utilizes objects in Type-Length-Value (TLV) format. The TLV format is defined in [Section 4.2](#).

2. Protocol Overview

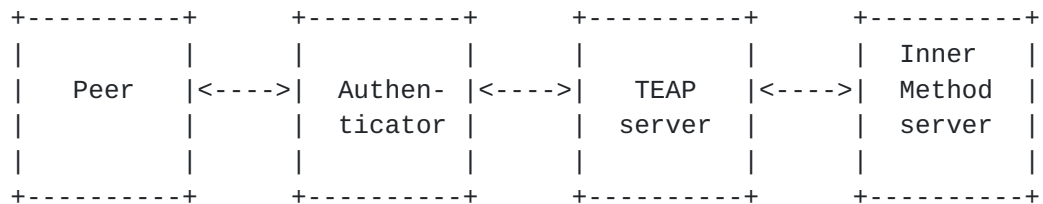
TEAP authentication occurs in two phases after the initial EAP Identity request/response exchange. In the first phase, TEAP employs the TLS [RFC5246] handshake to provide an authenticated key exchange and to establish a protected tunnel. Once the tunnel is established, the second phase begins with the peer and server engaging in further conversations to establish the required authentication and authorization policies. TEAP makes use of Type-Length-Value objects (TLVs) to carry out the inner authentication, results and other information, such as channel binding information.

TEAP makes use of the TLS SessionTicket Extension [RFC5077] which supports TLS session resumption without requiring session-specific state stored at the server. In this document, the SessionTicket is referred to as the Protected Access Credential opaque data (or PAC-Opaque). The PAC-Opaque may be distributed through the use of the NewSessionTicket message or through a mechanism that uses TLVs within phase 2 of TEAP. The secret key used to resume the session in TEAP is referred to as the Protected Access Credential key (or PAC-Key). When the NewSessionTicket message is used to distribute the PAC-Opaque, the PAC-Key is the Master Secret for the session. If TEAP phase 2 is used to distribute the PAC-Opaque, then the PAC-Key is distributed along with the PAC-Opaque. TEAP implementations MUST support the RFC 5077 mechanism for distributing a PAC-Opaque and it is RECOMMENDED that implementations support the capability to distribute the ticket and secret key within the TEAP tunnel.

The TEAP conversation is used to establish or resume an existing session to typically establish network connectivity between a peer and the network. Upon successful execution of TEAP, both EAP peer and EAP server derive strong session key material that can then be communicated to the network access server (NAS) for use in establishing a link layer security association.

2.1. Architectural Model

The network architectural model for TEAP usage is shown below:

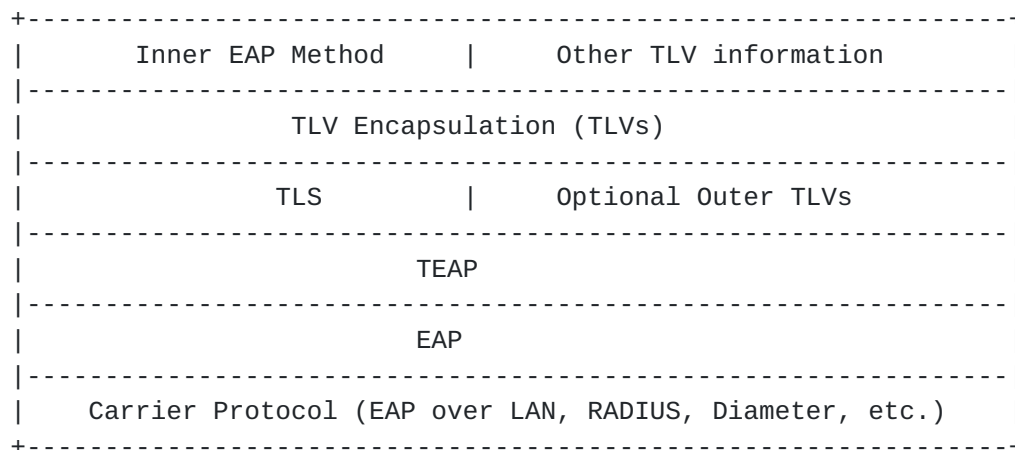


TEAP Architectural Model

The entities depicted above are logical entities and may or may not correspond to separate network components. For example, the TEAP server and inner method server might be a single entity; or the authenticator and TEAP server might be a single entity; or the functions of the authenticator, TEAP server, and inner method server might be combined into a single physical device. For example, typical IEEE 802.11 deployments place the Authenticator in an access point (AP) while a Radius server may provide the TEAP and inner method server components. The above diagram illustrates the division of labor among entities in a general manner and shows how a distributed system might be constructed; however, actual systems might be realized more simply. The security considerations [Section 7.3](#) provides an additional discussion of the implications of separating the TEAP server from the inner method server.

2.2. Protocol Layering Model

TEAP packets are encapsulated within EAP; EAP in turn requires a transport protocol. TEAP packets encapsulate TLS, which is then used to encapsulate user authentication information. Thus, TEAP messaging can be described using a layered model, where each layer encapsulates the layer above it. The following diagram clarifies the relationship between protocols:



Protocol Layering Model

The TLV layer is a payload with Type-Length-Value (TLV) Objects defined in [Section 4.2](#). The TLV objects are used to carry arbitrary parameters between an EAP peer and an EAP server. All conversations in the TEAP protected tunnel are encapsulated in a TLV layer.

TEAP packets may include TLVs both inside and outside the TLS tunnel. The term "Outer TLVs" is used to refer to optional TLVs outside the TLS tunnel, which are only allowed in the first two messages in the TEAP protocol. That is the first EAP server to peer message and first peer to EAP server message. If the message is fragmented, the whole set of messages is counted as one message. The term "Inner TLVs" is used to refer to TLVs sent within the TLS tunnel. In TEAP Phase 1, Outer TLVs are used to help establishing the TLS tunnel, but no Inner TLVs are used. In Phase 2 of the TEAP conversation, TLS records may encapsulate zero or more Inner TLVs, but no Outer TLVs.

Methods for encapsulating EAP within carrier protocols are already defined. For example, IEEE 802.1X [[IEEE.802-1X.2004](#)] may be used to transport EAP between the peer and the authenticator; RADIUS [[RFC3579](#)] or Diameter [[RFC4072](#)] may be used to transport EAP between the authenticator and the EAP server.

3. TEAP Protocol

The operation of the protocol, including Phase 1 and Phase 2, is the topic of this section. The format of TEAP messages is given in [Section 4](#) and the cryptographic calculations are given in [Section 5](#).

3.1. Version Negotiation

TEAP packets contain a 3-bit version field, following the TLS Flags field, which enables future TEAP implementations to be backward compatible with previous versions of the protocol. This specification documents the TEAP version 1 protocol; implementations of this specification MUST use a version field set to 1.

Version negotiation proceeds as follows:

1. In the first EAP-Request sent with EAP type=TEAP, the EAP server MUST set the version field to the highest version it supports.
 - 2a. If the EAP peer supports this version of the protocol, it responds with an EAP-Response of EAP type=TEAP, including the version number proposed by the TEAP server.
 - 2b. If the TEAP peer does not support the proposed version but supports a lower version, it responds with an EAP-Response of EAP type=TEAP and sets the version field its highest supported version.
 - 2c. If the TEAP peer only supports versions higher than the version proposed by the TEAP server, then use of TEAP will not be possible. In this case, the TEAP peer sends back an EAP-Nak either to negotiate a different EAP type or to indicate no other EAP types are available.
- 3a. If the TEAP server does not support the version number proposed by the TEAP peer, it MUST either terminate the conversation with an EAP-Failure or negotiate a new EAP type.
- 3b. If the TEAP server does support the version then the conversation continues using the version proposed by the TEAP peer.

The version negotiation procedure guarantees that the TEAP peer and server will agree to the latest version supported by both parties. If version negotiation fails, then use of TEAP will not be possible, and another mutually acceptable EAP method will need to be negotiated if authentication is to proceed.

The TEAP version is not protected by TLS; and hence can be modified in transit. In order to detect a modification of the TEAP version, the peers MUST exchange the TEAP version number received during version negotiation using the Crypto-Binding TLV described in [Section 4.2.13](#). The receiver of the Crypto-Binding TLV MUST verify that the version received in the Crypto-Binding TLV matches the version sent by the receiver in the TEAP version negotiation. If the Crypto-Binding TLV fails to be validated, then it is a fatal error and is handled as described in [Section 3.6.3](#).

[3.2](#). TEAP Authentication Phase 1: Tunnel Establishment

TEAP relies on the TLS handshake [[RFC5246](#)] to establish an authenticated and protected tunnel. The TLS version offered by the peer and server MUST be TLS version 1.2 [[RFC5246](#)] or later. This version of the TEAP implementation MUST support the following TLS ciphersuites:

TLS_RSA_WITH_AES_128_CBC_SHA [[RFC5246](#)]

TLS_DHE_RSA_WITH_AES_128_CBC_SHA [[RFC5246](#)]

This version of the TEAP implementation SHOULD support the following TLS ciphersuite:

TLS_RSA_WITH_AES_256_CBC_SHA [[RFC5246](#)]

Other ciphersuites MAY be supported. It is REQUIRED that anonymous ciphersuites such as TLS_DH_anon_WITH_AES_128_CBC_SHA [[RFC5246](#)] only be used in the case when the inner authentication method provides mutual authentication, key generation, and resistance to man-in-the-middle and dictionary attack. TLS ciphersuites that do not provide confidentiality MUST NOT be used. During the TEAP Phase 1 conversation, the TEAP endpoints MAY negotiate TLS compression. During TLS tunnel establishment, TLS extensions MAY be used. For instance, Certificate Status Request extension [[RFC6066](#)] and multiple certificate status request extension [[RFC6961](#)] can be used to leverage a certificate-status protocol such as OCSP [[RFC6960](#)] to check the validity of server certificates. TLS renegotiation indications defined in [RFC 5746](#) [[RFC5746](#)] MUST be supported.

The EAP server initiates the TEAP conversation with an EAP request containing a TEAP/Start packet. This packet includes a set Start (S) bit, the TEAP version as specified in [Section 3.1](#), and an authority identity TLV. The TLS payload in the initial packet is empty. The authority identity TLV (Authority-ID TLV) is used to provide the peer a hint of the server's identity that may be useful in helping the peer select the appropriate credential to use. Assuming that the

peer supports TEAP, the conversation continues with the peer sending an EAP-Response packet with EAP type of TEAP with the Start (S) bit clear and the version as specified in [Section 3.1](#). This message encapsulates one or more TLS handshake messages. If the TEAP version negotiation is successful then the TEAP conversation continues until the EAP server and EAP peer are ready to enter Phase 2. When the full TLS handshake is performed, then the first payload of TEAP Phase 2 MAY be sent along with server-finished handshake message to reduce the number of round trips.

TEAP implementations MUST support mutual peer authentication during tunnel establishment using the TLS ciphersuites specified in this section. The TEAP peer does not need to authenticate as part of the TLS exchange, but can alternatively be authenticated through additional exchanges carried out in Phase 2.

The TEAP tunnel protects peer identity information exchanged during phase 2 from disclosure outside the tunnel. Implementations that wish to provide identity privacy for the peer identity need to carefully consider what information is disclosed outside the tunnel prior to phase 2. TEAP implementations SHOULD support the immediate renegotiation of a TLS session to initiate a new handshake message exchange under the protection of the current cipher suite. This allows support for protection of the peer's identity when using TLS client authentication. An example of the exchanges using TLS renegotiation to protect privacy is shown in [Appendix C](#).

The following sections describe resuming a TLS session based on server-side or client-side state.

[3.2.1](#). TLS Session Resume Using Server State

TEAP session resumption is achieved in the same manner TLS achieves session resume. To support session resumption, the server and peer minimally cache the Session ID, master secret, and ciphersuite. The peer attempts to resume a session by including a valid Session ID from a previous TLS handshake in its ClientHello message. If the server finds a match for the Session ID and is willing to establish a new connection using the specified session state, the server will respond with the same Session ID and proceed with the TEAP Phase 1 tunnel establishment based on a TLS abbreviated handshake. After a successful conclusion of the TEAP Phase 1 conversation, the conversation then continues on to Phase 2.

3.2.2. TLS Session Resume Using a PAC

TEAP supports the resumption of sessions based on server state being stored on the client side using the TLS SessionTicket extension techniques described in [RFC5077]. This version of TEAP supports the provisioning of a ticket called a Protected Access Credential (PAC) through the use of the NewSessionTicket handshake described in [RFC5077], as well as provisioning of a PAC inside the protected tunnel. Implementations MUST support the TLS Ticket Extension [RFC5077] mechanism for distributing a PAC and may provide additional ways to provision the PAC, such as manual configuration. Since the PAC mentioned here is used for establishing the TLS Tunnel, it is more specifically referred to as the Tunnel PAC. The Tunnel PAC is a security credential provided by the EAP server to a peer and comprised of:

1. PAC-Key: this is the key used by the peer as the TLS master secret to establish the TEAP Phase 1 tunnel. The PAC-Key is a strong high-entropy at minimum 48-octet key and is typically the master secret from a previous TLS session. The PAC-Key is a secret and MUST be treated accordingly. Otherwise, if leaked, it could lead to user credentials being compromised if sent within the tunnel established using the PAC-Key. In the case that a PAC-Key is provisioned to the peer through another means it MUST have its confidentiality and integrity protected by a mechanism, such as the TEAP phase 2 tunnel. The PAC-Key MUST be stored securely by the peer.
2. PAC-Opaque: this is a variable length field containing the ticket that is sent to the EAP server during the TEAP Phase 1 tunnel establishment based on RFC 5077. The PAC-Opaque can only be interpreted by the EAP server to recover the required information for the server to validate the peer's identity and authentication. The PAC-Opaque includes the PAC-Key and other TLS session parameters. It may contain the PAC's peer identity. The PAC-Opaque format and contents are specific to the PAC issuing server. The PAC-Opaque may be presented in the clear, so an attacker MUST NOT be able to gain useful information from the PAC-Opaque itself. The server issuing the PAC-Opaque needs to ensure it is protected with strong cryptographic keys and algorithms. The PAC-Opaque may be distributed using the NewSessionTicket message defined in RFC 5077 or it may be distributed through another mechanism such as the phase 2 TLVs defined in this document.

3. PAC-Info: this is an optional variable length field used to provide, at a minimum, the authority identity of the PAC issuer. Other useful but not mandatory information, such as the PAC-Key lifetime, may also be conveyed by the PAC issuing server to the peer during PAC provisioning or refreshment. PAC-Info is not included if the NewSessionTicket message is used to provision the PAC.

The use of the PAC is based on the SessionTicket extension defined in [\[RFC5077\]](#). The EAP server initiates the TEAP conversation as normal. Upon receiving the Authority-ID TLV from the server, the peer checks to see if it has an existing valid PAC-Key and PAC-Opaque for the server. If it does, then it obtains the PAC-Opaque and puts it in the SessionTicket extension in the ClientHello. It is RECOMMENDED in TEAP that the peer include an empty Session ID in a ClientHello containing a PAC-Opaque. This version of TEAP supports the NewSessionTicket Handshake message as described in [\[RFC5077\]](#) for distribution of a new PAC, as well as the provisioning of PAC inside the protected tunnel. If the PAC-Opaque included in the SessionTicket extension is valid and the EAP server permits the abbreviated TLS handshake, it will select the cipher suite from information within the PAC-Opaque and finish with the abbreviated TLS handshake. If the server receives a Session ID and a PAC-Opaque in the SessionTicket extension in a ClientHello, it should place the same Session ID in the ServerHello if it is resuming a session based on the PAC-Opaque. The conversation then proceeds as described in [\[RFC5077\]](#) until the handshake completes or a fatal error occurs. After the abbreviated handshake completes, the peer and the server are ready to commence Phase 2.

[3.2.3. Transition between Abbreviated and Full TLS Handshake](#)

If session resumption based on server-side or client-side state fails, the server can gracefully fall back to a full TLS handshake. If the ServerHello received by the peer contains an empty Session ID or a Session ID that is different than in the ClientHello, the server may fall back to a full handshake. The peer can distinguish the server's intent of negotiating full or abbreviated TLS handshake by checking the next TLS handshake messages in the server response to the ClientHello. If ChangeCipherSpec follows the ServerHello in response to the ClientHello, then the server has accepted the session resumption and intends to negotiate the abbreviated handshake. Otherwise, the server intends to negotiate the full TLS handshake. A peer can request that a new PAC to be provisioned after the full TLS handshake and mutual authentication of the peer and the server. A peer SHOULD NOT request that a new PAC to be provisioned after the abbreviated handshake, as requesting a new session ticket based on resumed session is not permitted. In order to facilitate the

fallback to a full handshake the peer SHOULD include cipher suites that allow for a full handshake and possibly PAC provisioning so the server can select one of these in case session resumption fails. An example of the transition is shown in [Appendix C](#).

3.3. TEAP Authentication Phase 2: Tunnelled Authentication

The second portion of the TEAP Authentication occurs immediately after successful completion of Phase 1. Phase 2 occurs even if both peer and authenticator are authenticated in the Phase 1 TLS negotiation. Phase 2 MUST NOT occur if the Phase 1 TLS handshake fails, as that will compromise the security as the tunnel has not been established successfully. Phase 2 consists of a series of requests and responses encapsulated in TLV objects defined in [Section 4.2](#). Phase 2 MUST always end with a Crypto-Binding TLV exchange described in [Section 4.2.13](#) and a protected termination exchange described in [Section 3.3.3](#). The TLV exchange may include the execution of zero or more EAP methods within the protected tunnel as described in [Section 3.3.1](#). A server MAY proceed directly to the protected termination exchange if it does not wish to request further authentication from the peer. However, the peer and server MUST NOT assume that either will skip inner EAP methods or other TLV exchanges, as the other peer might have different security policy. The peer may have roamed to a network that requires conformance with a different authentication policy, or the peer may request the server take additional action (e.g., channel binding) through the use of the Request-Action TLV as defined in [Section 4.2.9](#).

3.3.1. EAP Sequences

EAP [[RFC3748](#)] prohibits use of multiple authentication methods within a single EAP conversation in order to limit vulnerabilities to man-in-the-middle attacks. TEAP addresses man-in-the-middle attacks through support for cryptographic protection of the inner EAP exchange and cryptographic binding of the inner authentication method(s) to the protected tunnel. EAP methods are executed serially in a sequence. This version of TEAP does not support initiating multiple EAP methods simultaneously in parallel. The methods need not be distinct. For example, EAP-TLS could be run twice as an inner method, first using machine credentials followed by a second instance using user credentials.

EAP method messages are carried within EAP-Payload TLVs defined in [Section 4.2.10](#). If more than one method is going to be executed in the tunnel, then upon method completion, the server MUST send an Intermediate-Result TLV indicating the result. The peer MUST respond to the Intermediate-Result TLV indicating its result. If the result indicates success, the Intermediate-Result TLV MUST be accompanied by

a Crypto-Binding TLV. The Crypto-Binding TLV is further discussed in [Section 4.2.13](#) and [Section 5.3](#). The Intermediate-Result TLVs can be included with other TLVs such as EAP-Payload TLVs starting a new EAP conversation or with the Result TLV used in the protected termination exchange.

If both peer and server indicate success, then the method is considered complete. If either indicates failure, then the method is considered failed. The result of failure of an EAP method does not always imply a failure of the overall authentication. If one authentication method fails, the server may attempt to authenticate the peer with a different method.

[3.3.2. Optional Password Authentication](#)

The use of EAP-FAST-GTC as defined in [RFC 5421](#) [[RFC5421](#)] is NOT RECOMMENDED with TEAPv1 because EAP-FAST-GTC is not compliant with EAP-GTC defined in [[RFC3748](#)]. Implementations should instead make use of the password authentication TLVs defined in this specification. The authentication server initiates password authentication by sending a Basic-Password-Auth-Req TLV defined in [Section 4.2.14](#). If the peer wishes to participate in password authentication then it responds with a Basic-Password-Auth-Resp TLV as defined in [Section 4.2.15](#) that contains the username and password. If it does not wish to perform password authentication then it responds with a NAK TLV indicating the rejection of the Basic-Password-Auth-Req TLV. Upon receiving the response, the server indicates the success or failure of the exchange using an Intermediate-Result TLV. Multiple roundtrips of password authentication requests and responses MAY be used to support some "housecleaning" functions such as password change, change pin, etc. before a user is authenticated.

[3.3.3. Protected Termination and Acknowledged Result Indication](#)

A successful TEAP Phase 2 conversation MUST always end in a successful Crypto-Binding TLV and Result TLV exchange. A TEAP server may initiate the Crypto-Binding TLV and Result TLV exchange without initiating any EAP conversation in TEAP Phase 2. After the final Result TLV exchange, the TLS tunnel is terminated and a clear text EAP-Success or EAP-Failure is sent by the server. Peers implementing TEAP MUST NOT accept a clear-text EAP success or failure packet prior to the peer and server reaching synchronized protected result indication.

The Crypto-Binding TLV exchange is used to prove that both the peer and server participated in the tunnel establishment and sequence of authentications. It also provides verification of the TEAP type,

version negotiated, outer TLVs exchanged before the TLS tunnel establishment. The Crypto-Binding TLV MUST be exchanged and verified before the final Result TLV exchange, regardless whether there is an inner EAP method authentication or not. The Crypto-Binding TLV and Intermediate-Result TLV MUST be included to perform Cryptographic Binding after each successful EAP method in a sequence of one or more EAP methods. The server may send the final Result TLV along with an Intermediate-Result TLV and a Crypto-Binding TLV to indicate its intention to end the conversation. If the peer requires nothing more from the server, it will respond with a Result TLV indicating success accompanied by a Crypto-Binding TLV and Intermediate-Result TLV if necessary. The server then tears down the tunnel and sends a clear text EAP-Success or EAP-Failure.

If the peer receives a Result TLV indicating success from the server, but its authentication policies are not satisfied (for example it requires a particular authentication mechanism be run or it wants to request a PAC), it may request further action from the server using the Request-Action TLV. The Request-Action TLV is sent with a Status field indicating what EAP Success/Failure result the peer would expect if the requested action is not granted. The value of the Action field indicates what the peer would like to do next. The format and values for the Request-Action TLV are defined in [Section 4.2.9](#).

Upon receiving the Request-Action TLV the server may process the request or ignore it, based on its policy. If the server ignores the request, it proceeds with termination of the tunnel and send the clear text EAP Success or Failure message based on the Status field of the peer's Request-Action TLV. If the server honors and processes the request, it continues with the requested action. The conversation completes with a Result TLV exchange. The Result TLV may be included with the TLV that completes the requested action.

Error handling for Phase 2 is discussed in [Section 3.6.3](#).

[3.4. Determining Peer-Id and Server-Id](#)

The Peer-Id and Server-Id [[RFC5247](#)] may be determined based on the types of credentials used during either the TEAP tunnel creation or authentication. In the case of multiple peer authentications, all authenticated peer identities and their corresponding identity types ([Section 4.2.3](#)) need to be exported. In the case of multiple server authentications, all authenticated server identities need to be exported.

When X.509 certificates are used for peer authentication, the Peer-Id is determined by the subject and subjectAltName fields in the peer certificate. As noted in [[RFC5280](#)]:

The subject field identifies the entity associated with the public key stored in the subject public key field. The subject name MAY be carried in the subject field and/or the subjectAltName extension. If subject naming information is present only in the subjectAltName extension (e.g., a key bound only to an email address or URI), then the subject name MUST be an empty sequence and the subjectAltName extension MUST be critical.

Where it is non-empty, the subject field MUST contain an X.500 distinguished name (DN).

If an inner EAP method is run, then the Peer-Id is obtained from the inner method.

When the server uses an X.509 certificate to establish the TLS tunnel, the Server-Id is determined in a similar fashion as stated above for the Peer-Id; e.g., the subject and subjectAltName fields in the server certificate defines the Server-Id.

3.5. TEAP Session Identifier

The EAP session identifier [[RFC5247](#)] is constructed using the tls-unique from the phase 1 outer tunnel at the beginning of phase 2 as defined by [section 3.1 of \[RFC5929\]](#). The Session-Id is defined as follows:

Session-Id = teap_type || tls-unique

where teap_type is the EAP method type assigned to TEAP

tls-unique = tls-unique from the phase 1 outer tunnel at the beginning of phase 2 as defined by [section 3.1 of \[RFC5929\]](#)

|| means concatenation

3.6. Error Handling

TEAP uses the following error handling rules summarized below:

1. Errors in the outer EAP packet layer are handled as defined in [Section 3.6.1](#).
2. Errors in the TLS layer are communicated via TLS alert messages in all phases of TEAP.

3. The Intermediate-Result TLVs carry success or failure indications of the individual EAP methods in TEAP Phase 2. Errors within the EAP conversation in Phase 2 are expected to be handled by individual EAP methods.
4. Violations of the Inner TLV rules are handled using Result TLVs together with Error TLVs.
5. Tunnel compromised errors (errors caused by Crypto-Binding failed or missing) are handled using Result TLVs and Error TLVs.

3.6.1. Outer Layer Errors

Errors on the TEAP outer packet layer are handled in the following ways:

1. If Outer TLVs are invalid or contain unknown values, they will be ignored.
2. The entire TEAP packet will be ignored if other fields (version, length, flags, etc.) are inconsistent with this specification.

3.6.2. TLS Layer Errors

If the TEAP server detects an error at any point in the TLS Handshake or the TLS layer, the server **SHOULD** send a TEAP request encapsulating a TLS record containing the appropriate TLS alert message rather than immediately terminating the conversation so as to allow the peer to inform the user of the cause of the failure and possibly allow for a restart of the conversation. The peer **MUST** send a TEAP response to an alert message. The EAP-Response packet sent by the peer may encapsulate a TLS ClientHello handshake message, in which case the TEAP server **MAY** allow the TEAP conversation to be restarted, or it **MAY** contain a TEAP response with a zero-length message, in which case the server **MUST** terminate the conversation with an EAP-Failure packet. It is up to the TEAP server whether to allow restarts, and if so, how many times the conversation can be restarted. Per TLS [[RFC5226](#)], TLS restart is only allowed for non-fatal alerts. A TEAP server implementing restart capability **SHOULD** impose a limit on the number of restarts, so as to protect against denial-of-service attacks. If the TEAP server does not allow restarts, it **MUST** terminate the conversation with an EAP-Failure packet.

If the TEAP peer detects an error at any point in the TLS layer, the TEAP peer **SHOULD** send a TEAP response encapsulating a TLS record containing the appropriate TLS alert message. The server may restart the conversation by sending an TEAP request packet encapsulating the TLS HelloRequest handshake message. The peer may allow the TEAP

conversation to be restarted or it may terminate the conversation by sending an TEAP response with an zero-length message.

3.6.3. Phase 2 Errors

Any time the peer or the server finds a fatal error outside of the TLS layer during Phase 2 TLV processing, it MUST send a Result TLV of failure and an Error TLV with the appropriate error code. For errors involving the processing of the sequence of exchanges, such as a violation of TLV rules (e.g., multiple EAP-Payload TLVs), the error code is Unexpected TLVs Exchanged. For errors involving a tunnel compromise, the error-code is Tunnel Compromise Error. Upon sending a Result TLV with a fatal Error TLV the sender terminates the TLS tunnel. Note that a server will still wait for a message from the peer after it sends a failure, however the server does not need to process the contents of the response message.

For inner method, retransmission is not needed and SHOULD NOT be attempted, as the outer TLS tunnel can be considered a reliable transport. If there is a non-fatal error handling the inner method, instead of silently dropping the inner method request or response and not responding, the receiving side SHOULD use an Error TLV with error code Inner Method Error to indicate error processing the current inner method. The side receiving the Error TLV MAY decide to start a new inner method instead or send back a Result TLV to terminate the TEAP authentication session.

If a server receives a Result TLV of failure with a fatal Error TLV, it MUST send a clear text EAP-Failure. If a peer receives a Result TLV of failure, it MUST respond with a Result TLV indicating failure. If the server has sent a Result TLV of failure, it ignores the peer response, and it MUST send a clear text EAP-Failure.

3.7. Fragmentation

A single TLS record may be up to 16384 octets in length, but a TLS message may span multiple TLS records, and a TLS certificate message may in principle be as long as 16 MB. This is larger than the maximum size for a message on most media types, therefore it is desirable to support fragmentation. Note that in order to protect against reassembly lockup and denial-of-service attacks, it may be desirable for an implementation to set a maximum size for one such group of TLS messages. Since a typical certificate chain is rarely longer than a few thousand octets, and no other field is likely to be anywhere near as long, a reasonable choice of maximum acceptable message length might be 64 KB. This is still a fairly large message packet size so an TEAP implementation MUST provide its own support for fragmentation and reassembly. [Section 3.1 of \[RFC3748\]](#) discusses

determining the MTU usable by EAP and [section 4.3](#) discusses retransmissions in EAP.

Since EAP is a lock-step protocol, fragmentation support can be added in a simple manner. In EAP, fragments that are lost or damaged in transit will be retransmitted, and since sequencing information is provided by the Identifier field in EAP, there is no need for a fragment offset field.

TEAP fragmentation support is provided through the addition of flag bits within the EAP-Response and EAP-Request packets, as well as a TLS Message Length field of four octets. Flags include the Length included (L), More fragments (M), and TEAP Start (S) bits. The L flag is set to indicate the presence of the four-octet TLS Message Length field, and MUST be set for the first fragment of a fragmented TLS message or set of messages. It MUST NOT be present for any other message. The M flag is set on all but the last fragment. The S flag is set only within the TEAP start message sent from the EAP server to the peer. The TLS Message Length field is four octets, and provides the total length of the TLS message or set of messages that is being fragmented; this simplifies buffer allocation.

When a TEAP peer receives an EAP-Request packet with the M bit set, it MUST respond with an EAP-Response with EAP-Type of TEAP and no data. This serves as a fragment ACK. The EAP server MUST wait until it receives the EAP-Response before sending another fragment. In order to prevent errors in processing of fragments, the EAP server MUST increment the Identifier field for each fragment contained within an EAP-Request, and the peer MUST include this Identifier value in the fragment ACK contained within the EAP-Response. Retransmitted fragments will contain the same Identifier value.

Similarly, when the TEAP server receives an EAP-Response with the M bit set, it responds with an EAP-Request with EAP-Type of TEAP and no data. This serves as a fragment ACK. The EAP peer MUST wait until it receives the EAP-Request before sending another fragment. In order to prevent errors in the processing of fragments, the EAP server MUST increment the Identifier value for each fragment ACK contained within an EAP-Request, and the peer MUST include this Identifier value in the subsequent fragment contained within an EAP-Response.

[3.8.](#) Peer Services

Several TEAP services including server unauthenticated provisioning, PAC provisioning, certificate provisioning and channel binding depend on the peer trusting the TEAP server. Peers MUST authenticate the server before these peer services are used. TEAP peer

implementations MUST have a configuration where authentication fails if server authentication cannot be achieved. In many cases the server will want to authenticate the peer before providing these services as well

TEAP peers MUST track whether server authentication has taken place. Server authentication results if the peer trusts the provided server certificate. Typically this involves both validating the certificate to a trust anchor and confirming the entity named by the certificate is the intended server. Server authentication also results when the procedures of [Section 3.2](#) are used to resume a session in which the the peer and server was previously mutually authenticated. Alternatively, peer services can be used if an inner EAP method providing mutual authentication and an Extended Master Session Key (EMSK) is executed and cryptographic binding with the EMSK compound MAC is correctly validated ([Section 4.2.13](#)). This is further described in [Section 3.8.3](#).

An additional complication arises when a tunnel method authenticates multiple parties such as authenticating both the peer machine and the peer user to the EAP server. Depending on how authentication is achieved, only some of these parties may have confidence in it. For example if a strong shared secret is used to mutually authenticate the user and the EAP server, the machine may not have confidence that the EAP server is the authenticated party if the machine cannot trust the user not to disclose the shared secret to an attacker. In these cases, the parties who participate in the authentication need to be considered when evaluating whether to use peer services.

[3.8.1](#). PAC Provisioning

To request provisioning of a PAC, a peer sends a PAC TLV as defined in [Section 4.2.12](#) containing a PAC Attribute as defined in [Section 4.2.12.1](#) of PAC Type set to the appropriate value. The peer MUST successfully authenticate the EAP server and validate the the Crypto-Binding TLV as defined in [Section 4.2.13](#) before issuing the request. The peer MUST send separate PAC TLVs for each type of PAC it wants to be provisioned. Multiple PAC TLVs can be sent in the same packet or different packets. The EAP server will send the PACs after its internal policy has been satisfied, or it MAY ignore the request or request additional authentications if its policy dictates. The server MAY cache the request and provision the PACs requested after all of its internal policies have been satisfied. If a peer receives a PAC with an unknown type, it MUST ignore it.

A PAC-TLV containing PAC-Acknowledge attribute MUST be sent by the peer to acknowledge the receipt of the Tunnel PAC. A PAC-TLV containing PAC-Acknowledge attribute MUST NOT be used by the peer to

acknowledge the receipt of other types of PACs. If the peer receives a PAC TLV with an unknown attribute, it SHOULD ignore the unknown attribute.

3.8.2. Certificate Provisioning Within the Tunnel

Provisioning of a peer's certificate is supported in TEAP by performing the Simple PKI Request/Response from [RFC5272] using PKCS#10 and PKCS#7 TLVs, respectively. A peer sends the Simple PKI Request using a PKCS#10 CertificateRequest [RFC2986] encoded into the body of a PKCS#10 TLV (see [Section 4.2.17](#)). The TEAP Server issues a Simple PKI Response using a PKCS#7 [RFC2315] degenerate "certs-only" message encoded into the body of a PKCS#7 TLV (see [Section 4.2.16](#)), only after an authentication method has run and provided an identity proof on the peer prior to a certificate is being issued.

In order to provide linking identity and proof-of-possession by including information specific to the current authenticated TLS session within the signed certification request, the peer generating the request SHOULD obtain the tls-unique value from the TLS subsystem as defined in Channel Bindings for TLS [RFC5929]. The TEAP peer operations between obtaining the tls_unique value through generation of the CSR that contains the current tls_unique value and the subsequent verification of this value by the TEAP server are the "phases of the application protocol during which application-layer authentication occurs" that are protected by the synchronization interoperability mechanism described in the Channel Bindings for TLS [RFC5929] [section 3.1](#) interoperability notes. When performing renegotiation, TLS "secure_renegotiation" [RFC5746] MUST be used.

The tls-unique value is base 64-encoded as specified in [Section 4 of \[RFC4648\]](#) and the resulting string is placed in the certification request challenge-password field ([\[RFC2985\]](#), [Section 5.4.1](#)). The challenge-password field is limited to 255 bytes ([section 7.4.9 of \[RFC5246\]](#) indicates that no existing cipher suite would result in an issue with this limitation). If tls-unique information is not embedded within the certification request the challenge-password field MUST be empty to indicate that the peer did not include the optional channel-binding information (any value submitted is verified by the server as tls-unique information).

The server SHOULD verify the tls-unique information. This ensures that the authenticated TEAP peer is in possession of the private key used to sign the certification request.

The Simple PKI Request/Response generation and processing rules of [RFC5272] SHALL apply to TEAP, with the exception of error conditions. In the event of an error, the TEAP Server SHOULD respond

with an Error TLV using the most descriptive error code possible; it MAY ignore the PKCS#10 request which generated the error.

3.8.3. Server Unauthenticated Provisioning Mode

In Server Unauthenticated Provisioning Mode, an unauthenticated tunnel is established in phase 1 and the peer and server negotiate an EAP method in phase 2 that supports mutual authentication and key derivation that is resistant to attacks such as Man-in-the-middle and dictionary attacks. This provisioning mode enables the bootstrapping of peers when the peer lacks a strong credential usable for mutual authentication with the server during phase 1. This includes both cases of where the cipher suite negotiated does not provide authentication or the cipher suite negotiated provides the authentication but the peer is unable to validate the identity of the server for some reason.

Upon successful completion of the EAP method in phase 2, the peer and server exchange a Crypto-Binding TLV to bind the inner method with the outer tunnel and ensure that a man-in-the-middle attack has not been attempted.

Support for the Server Unauthenticated Provisioning Mode is optional. The cipher suite TLS_DH_anon_WITH_AES_128_CBC_SHA is RECOMMENDED when using server unauthenticated mode, but other anonymous ciphersuites MAY be supported as long as the TLS pre-master secret is generated from contribution from both peers. Phase 2 EAP methods used in Server Unauthenticated Provisioning Mode MUST provide mutual authentication, key generation, and be resistant to dictionary attack. Example inner methods include EAP-pwd [[RFC5931](#)] and EAP-EKE [[RFC6124](#)].

3.8.4. Channel Binding

[RFC6677] defines EAP channel bindings to solve the "lying NAS" and the "lying provider" problems, using a process in which the EAP peer gives information about the characteristics of the service provided by the authenticator to the AAA server protected within the EAP method. This allows the server to verify the authenticator is providing information to the peer that is consistent with the information received from this authenticator as well as the information stored about this authenticator.

TEAP supports EAP channel binding using the Channel-Binding TLV defined in [Section 4.2.7](#). If the TEAP server wants to request the channel binding information from the peer, it sends an empty Channel-Binding TLV to indicate the request. The peer responds to the request by sending a Channel-Binding TLV containing channel binding

message as defined in [RFC6677]. The server validates the channel binding message and sends back a Channel-Binding TLV with a result code. If the server didn't initiate the channel binding request and peer still wants to send the channel binding information to the server, it can do that by using the Request-Action TLV along with the Channel-Binding TLV. Peer MUST only send channel binding information after it has successfully authenticated the server and established the protected tunnel.

4. Message Formats

The following sections describe the message formats used in TEAP. The fields are transmitted from left to right in network byte order.

4.1. TEAP Message Format

A summary of the TEAP Request/Response packet format is shown below.

```

0                               1                               2                               3
0 1 2 3 4 5 6 7 8 9 0 1 2 3 4 5 6 7 8 9 0 1 2 3 4 5 6 7 8 9 0 1
+---+---+---+---+---+---+---+---+---+---+---+---+---+---+---+---+
|   Code   | Identifier |                               Length   |
+---+---+---+---+---+---+---+---+---+---+---+---+---+---+---+---+
|   Type   |  Flags  | Ver |      Message Length      :
+---+---+---+---+---+---+---+---+---+---+---+---+---+---+---+---+
:      Message Length      |      Outer TLV Length
+---+---+---+---+---+---+---+---+---+---+---+---+---+---+---+---+
:      Outer TLV Length      |      TLS Data...
+---+---+---+---+---+---+---+---+---+---+---+---+---+---+---+---+
|      Outer TLVs...
+---+---+---+---+---+---+---+---+---+---+---+---+---+---+---+---+

```

Code

The code field is one octet in length defined as follows:

1 Request

2 Response

Identifier

The Identifier field is one octet and aids in matching responses with requests. The Identifier field **MUST** be changed on each Request packet. The Identifier field in the Response packet **MUST** match the Identifier field from the corresponding request.

Length

The Length field is two octets and indicates the length of the EAP packet including the Code, Identifier, Length, Type, Flags, Ver, Message Length, TLS Data, and Outer TLVs fields. Octets outside the range of the Length field should be treated as Data Link Layer padding and should be ignored on reception.

Type

TBD for TEAP

Flags

```

  0 1 2 3 4
+-+--+--+--+
|L M S O R|
+-+--+--+--+

```

- L Length included; set to indicate the presence of the four octet Message Length field. It **MUST** be present for the first fragment of a fragmented message. It **MUST NOT** be present for any other message
- M More fragments; set on all but the last fragment
- S TEAP start; set in a TEAP Start message sent from the server to the peer
- O Outer TLV length included; set to indicate the presence of the four-octet Outer TLV Length field. It **MUST** be present only in the initial request and response messages. If the initial message is fragmented, then it **MUST** be present only on the first fragment
- R Reserved (MUST be zero and ignored upon receipt)

Ver

This field contains the version of the protocol. This document describes version 1 (001 in binary) of TEAP.

Message Length

The Message Length field is four octets, and is present only if the L bit is set. This field provides the total length of the message that may be fragmented over the data fields of multiple packets.

Outer TLV Length

The Outer TLV Length field is four octets, and is present only if the O bit is set. This field provides the total length of the Outer TLVs if present.

TLS Data

When the Data field is present, it consists of an encapsulated TLS packet in TLS record format. A TEAP packet with Flags and Version fields, but with zero length TLS data field, is used to indicate TEAP acknowledgement for either a fragmented message, a TLS Alert message or a TLS Finished message.

Outer TLVs

The Outer TLVs consist of the optional data used to help establishing the TLS tunnel in TLV format. They are only allowed in the first two messages in the TEAP protocol. That is the first EAP server to peer message and first peer to EAP server message. The start of the Outer TLVs can be derived from the EAP Length field and Outer TLV Length field.

4.2. TEAP TLV Format and Support

The TLVs defined here are standard Type-Length-Value (TLV) objects. The TLV objects could be used to carry arbitrary parameters between EAP peer and EAP server within the protected TLS tunnel.

The EAP peer may not necessarily implement all the TLVs supported by the EAP server. To allow for interoperability, TLVs are designed to allow an EAP server to discover if a TLV is supported by the EAP peer, using the NAK TLV. The mandatory bit in a TLV indicates whether support of the TLV is required. If the peer or server does not support a TLV marked mandatory, then it MUST send a NAK TLV in

the response, and all the other TLVs in the message MUST be ignored. If an EAP peer or server finds an unsupported TLV that is marked as optional, it can ignore the unsupported TLV. It MUST NOT send an NAK TLV for a TLV that is not marked mandatory. If all TLVs in a message are marked optional and none are understood by the peer, then a NAK TLV or Result TLV could be sent to the other side in order to continue the conversation.

Note that a peer or server may support a TLV with the mandatory bit set, but may not understand the contents. The appropriate response to a supported TLV with content that is not understood is defined by the individual TLV specification.

EAP implementations compliant with this specification MUST support TLV exchanges, as well as the processing of mandatory/optional settings on the TLV. Implementations conforming to this specification MUST support the following TLVs:

Authority-ID TLV

Identity-Type TLV

Result TLV

NAK TLV

Error TLV

Request-Action TLV

EAP-Payload TLV

Intermediate-Result TLV

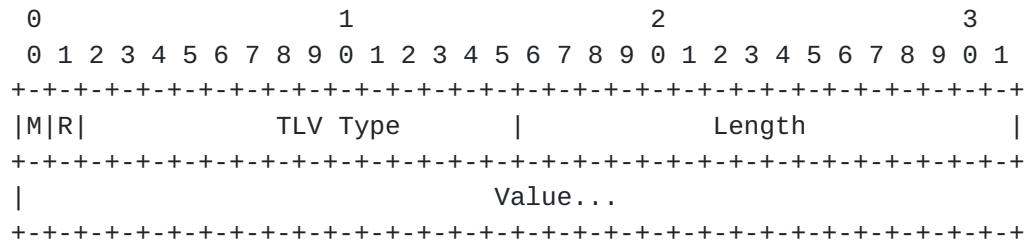
Crypto-Binding TLV

Basic-Password-Auth-Req TLV

Basic-Password-Auth-Resp TLV

4.2.1. General TLV Format

TLVs are defined as described below. The fields are transmitted from left to right.



M

- 0 Optional TLV
- 1 Mandatory TLV

R

Reserved, set to zero (0)

TLV Type

A 14-bit field, denoting the TLV type. Allocated Types include:

- 0 Unassigned
- 1 Authority-ID TLV ([Section 4.2.2](#))
- 2 Identity-Type TLV ([Section 4.2.3](#))
- 3 Result TLV ([Section 4.2.4](#))
- 4 NAK TLV ([Section 4.2.5](#))
- 5 Error TLV ([Section 4.2.6](#))
- 6 Channel-Binding TLV ([Section 4.2.7](#))
- 7 Vendor-Specific TLV ([Section 4.2.8](#))
- 8 Request-Action TLV ([Section 4.2.9](#))

TLV Type

1 for Authority-ID

Length

The Length field is two octets, which contains the length of the ID field in octets.

ID

Hint of the identity of the server, to help the peer to match the credentials available for the server. It should be unique across the deployment.

4.2.3. Identity-Type TLV

The Identity-Type TLV allows an EAP server to send a hint to help the EAP peer select the right type of identity; for example; user or machine. TEAPv1 implementations MUST support this TLV. Only one Identity-Type TLV SHOULD be present in the TEAP request or response packet. The Identity-Type TLV request MUST come with an EAP-Payload TLV or Basic-Password-Auth-Req TLV. If the EAP peer does have an identity corresponding to the identity type requested, then the peer SHOULD respond with an Identity-Type TLV with the requested type. If the Identity-Type field does not contain one of the known values or if the EAP peer does not have an identity corresponding to the identity type requested, then the peer SHOULD respond with an Identity-Type TLV with the one of available identity types. If the server receives an identity type in the response that does not match the requested type, then the peer does not possess the requested credential type and the server SHOULD proceed with authentication for the credential type proposed by the peer or proceed with requesting another credential type, or simply apply the network policy based on the configured policy, e.g., sending Result TLV with Failure.

The Identity-Type TLV is defined as follows:

```

0                               1                               2                               3
0 1 2 3 4 5 6 7 8 9 0 1 2 3 4 5 6 7 8 9 0 1 2 3 4 5 6 7 8 9 0 1
+---+---+---+---+---+---+---+---+---+---+---+---+---+---+---+---+
|M|R|          TLV Type          |          Length          |
+---+---+---+---+---+---+---+---+---+---+---+---+---+---+---+---+
|          Identity-Type          |
+---+---+---+---+---+---+---+---+---+---+---+---+---+

```


M

0 (Optional)

R

Reserved, set to zero (0)

TLV Type

2 for Identity-Type TLV

Length

2

Identity-Type

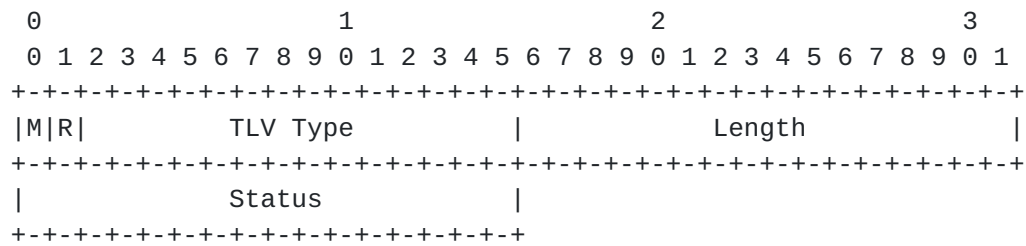
The Identity-Type field is two octets. Values include:

1 User

2 Machine

4.2.4. Result TLV

The Result TLV provides support for acknowledged success and failure messages for protected termination within TEAP. If the Status field does not contain one of the known values, then the peer or EAP server MUST treat this as a fatal error of Unexpected TLVs Exchanged. The behavior of the Result TLV is further discussed in [Section 3.3.3](#) and [Section 3.6.3](#). A Result TLV indicating failure MUST NOT be accompanied by the following TLVs: NAK, EAP-Payload TLV, or Crypto-Binding TLV. The Result TLV is defined as follows:



M

Mandatory, set to one (1)

R

Reserved, set to zero (0)

TLV Type

3 for Result TLV

Length

2

Status

The Status field is two octets. Values include:

1 Success

2 Failure

[4.2.5.](#) NAK TLV

The NAK TLV allows a peer to detect TLVs that are not supported by the other peer. A TEAP packet can contain 0 or more NAK TLVs. A NAK TLV should not be accompanied by other TLVs. A NAK TLV MUST NOT be sent in response to a message containing a Result TLV, instead a

The NAK-Type field is two octets. The field contains the Type of the TLV that was not supported. A TLV of this Type **MUST** have been included in the previous packet.

TLVs

This field contains a list of zero or more TLVs, each of which **MUST NOT** have the mandatory bit set. These optional TLVs are for future extensibility to communicate why the offending TLV was determined to be unsupported.

[4.2.6.](#) Error TLV

The Error TLV allows an EAP peer or server to indicate errors to the other party. A TEAP packet can contain 0 or more Error TLVs. The Error-Code field describes the type of error. Error Codes 1-999 represent successful outcomes (informative messages), 1000-1999 represent warnings, and codes 2000-2999 represent fatal errors. A fatal Error TLV **MUST** be accompanied by a Result TLV indicating failure and the conversation is terminated as described in [Section 3.6.3](#).

Many of the error codes below refer to errors in inner method processing that may be retrieved if made available by the inner method. Implementations **MUST** take care that error messages do not reveal too much information to an attacker. For example, the usage of error message 1031 (User account credentials incorrect) is **NOT RECOMMENDED**, because it allows an attacker to determine valid usernames by differentiating this response from other responses. It should only be used for troubleshooting purposes.

The Error TLV is defined as follows:

```

0          1          2          3
0 1 2 3 4 5 6 7 8 9 0 1 2 3 4 5 6 7 8 9 0 1 2 3 4 5 6 7 8 9 0 1
+--+--+--+--+--+--+--+--+--+--+--+--+--+--+--+--+--+--+--+--+--+
|M|R|          TLV Type          |          Length          |
+--+--+--+--+--+--+--+--+--+--+--+--+--+--+--+--+--+--+--+--+--+
|          Error-Code          |
+--+--+--+--+--+--+--+--+--+--+--+--+--+--+--+--+--+--+--+--+--+

```


Mandatory, set to one (1)

R

Reserved, set to zero (0)

TLV Type

5 for Error TLV

Length

4

Error-Code

The Error-Code field is four octets. Currently defined values for Error-Code include:

1 User account expires soon

2 User account credential expires soon

3 User account authorisations change soon

4 Clock skew detected

5 Contact administrator

6 User account credentials change required

1001 Inner Method Error

1002 Unspecified authentication infrastructure problem

1003 Unspecified authentication failure

1004 Unspecified authorisation failure

1005 User account credentials unavailable

1006 User account expired

- 1007 User account locked: try again later
- 1008 User account locked: admin intervention required
- 1009 Authentication infrastructure unavailable
- 1010 Authentication infrastructure not trusted
- 1011 Clock skew too great
- 1012 Invalid inner realm
- 1013 Token out of sync: administrator intervention required
- 1014 Token out of sync: PIN change required
- 1015 Token revoked
- 1016 Tokens exhausted
- 1017 Challenge expired
- 1018 Challenge algorithm mismatch
- 1019 Client certificate not supplied
- 1020 Client certificate rejected
- 1021 Realm mismatch between inner and outer identity
- 1022 Unsupported Algorithm In Certificate Signing Request
- 1023 Unsupported Extension In Certificate Signing Request
- 1024 Bad Identity In Certificate Signing Request
- 1025 Bad Certificate Signing Request
- 1026 Internal CA Error
- 1027 General PKI Error
- 1028 Inner method's channel binding data required but not supplied
- 1029 Inner method's channel binding data did not include required information

1030 Inner method's channel binding failed

1031 User account credentials incorrect [USAGE NOT RECOMMENDED]

2001 Tunnel Compromise Error

2002 Unexpected TLVs Exchanged

4.2.7. Channel-Binding TLV

The Channel-Binding TLV provides a mechanism for carrying channel binding data from the peer to the EAP server and a channel binding response from the EAP server to the peer as described in [\[RFC6677\]](#). TEAPv1 implementations MAY support this TLV, which cannot be responded to with a NAK TLV. If the Channel-Binding data field does not contain one of the known values or if the EAP server does not support this TLV, then the server MUST ignore the value. The Channel-Binding TLV is defined as follows:

```

      0                   1                   2                   3
      0 1 2 3 4 5 6 7 8 9 0 1 2 3 4 5 6 7 8 9 0 1 2 3 4 5 6 7 8 9 0 1
+---+---+---+---+---+---+---+---+---+---+---+---+---+---+---+---+
|M|R|           TLV Type           |           Length           |
+---+---+---+---+---+---+---+---+---+---+---+---+---+---+---+---+
|           Data ...
+---+---+---+---+---+---+---+---+---+---+---+---+---+---+---+---+

```

M

0 (Optional)

R

Reserved, set to zero (0)

TLV Type

6 for Channel-Binding TLV

Length

variable

Data

The data field contains a channel-binding message as defined in [section 5.3 of \[RFC6677\]](#).

4.2.8. Vendor-Specific TLV

The Vendor-Specific TLV is available to allow vendors to support their own extended attributes not suitable for general usage. A Vendor-Specific TLV attribute can contain one or more TLVs, referred to as Vendor TLVs. The TLV-type of a Vendor-TLV is defined by the vendor. All the Vendor TLVs inside a single Vendor-Specific TLV belong to the same vendor. There can be multiple Vendor-Specific TLVs from different vendors in the same message. Error handling in the Vendor TLV could use vendor's own specific error handling mechanism or use the standard TEAP error codes defined.

Vendor TLVs may be optional or mandatory. Vendor TLVs sent with Result TLVs MUST be marked as optional. If the Vendor-Specific TLV is marked as mandatory, then it is expected that the receiving side needs to recognize the vendor ID, parse all Vendor TLVs within and deal with error handling within the Vendor-Specific TLV as defined by the vendor.

The Vendor-Specific TLV is defined as follows:

```

      0               1               2               3
      0 1 2 3 4 5 6 7 8 9 0 1 2 3 4 5 6 7 8 9 0 1 2 3 4 5 6 7 8 9 0 1
+---+---+---+---+---+---+---+---+---+---+---+---+---+---+---+---+
|M|R|           TLV Type           |           Length           |
+---+---+---+---+---+---+---+---+---+---+---+---+---+---+---+---+
|                               Vendor-Id                       |
+---+---+---+---+---+---+---+---+---+---+---+---+---+---+---+---+
|                               Vendor TLVs....                 |
+---+---+---+---+---+---+---+---+---+---+---+---+---+---+---+---+

```

M

0 or 1

R

Reserved, set to zero (0)

TLV Type

7 for Vendor Specific TLV

Length

4 + cumulative length of all included Vendor TLVs

Vendor-Id

The Vendor-Id field is four octets, and contains the Vendor-Id of the TLV. The high-order octet is 0 and the low-order 3 octets are the SMI Network Management Private Enterprise Code of the Vendor in network byte order.

Vendor TLVs

This field is of indefinite length. It contains vendor-specific TLVs, in a format defined by the vendor.

4.2.9. Request-Action TLV

The Request-Action TLV MAY be sent by both the peer and the server in response to a successful or failure Result TLV. It allows the peer or server to request the other side to negotiate additional EAP methods or process TLVs specified in the response packet. The receiving side MUST process this TLV. The processing for the TLV is as follows:

The receiving entity MAY choose to process any of the TLVs that are included in the message.

If the receiving entity chooses NOT to process any TLV in the list, then it sends back a Result TLV with the same code in the Status field of the Request-Action TLV.

If multiple Request-Action TLVs are in the request, the session can continue if any of the TLVs in any Request-Action TLV is processed.

If multiple Request-Action TLVs are in the request and none of them is processed, then the most fatal status should be used in the Result TLV returned. If a status code in the Request-Action TLV is not understood by the receiving entity, then it should be treated as a fatal error.

After processing the TLVs or EAP method in the request, another round of Result TLV exchange would occur to synchronize the final status on both sides.

The peer or the server MAY send multiple Request-Action TLVs to the other side. Two Request-Action TLVs MUST NOT occur in the same TEAP packet if they have the same Status value. The order of processing multiple Request-Action TLVs is implementation dependent. If the receiving side process the optional (non-fatal) items first, it is possible that the fatal items will disappear at a later time. If the receiving side processes the fatal items first, the communication time will be shorter.

The peer or the server MAY return a new set of Request-Action TLVs after one or more of the requested items has been processed and the other side has signaled it wants to end the EAP conversation.

The Request-Action TLV is defined as follows:

```

0           1           2           3
0 1 2 3 4 5 6 7 8 9 0 1 2 3 4 5 6 7 8 9 0 1 2 3 4 5 6 7 8 9 0 1
+---+---+---+---+---+---+---+---+---+---+---+---+---+---+---+
|M|R|           TLV Type           |           Length           |
+---+---+---+---+---+---+---+---+---+---+---+---+---+---+---+
|   Status   |   Action   |           TLVs....
+---+---+---+---+---+---+---+---+---+---+---+---+---+---+

```

M

Mandatory set to one (1)

R

Reserved, set to zero (0)

TLV Type

8 for Request-Action TLV

Length

2 + cumulative length of all included TLVs

Status

The Status field is one octet. This indicates the result if the server does not process the action requested by the peer. Values include:

- 1 Success
- 2 Failure

Action

The Action field is one octet. Values include:

- 1 Process-TLV
- 2 Negotiate-EAP

TLVs

This field is of indefinite length. It contains TLVs that the peer wants the server to process.

[4.2.10.](#) EAP-Payload TLV

To allow piggybacking an EAP request or response with other TLVs, the EAP-Payload TLV is defined, which includes an encapsulated EAP packet and a list of optional TLVs. The optional TLVs are provided for future extensibility to provide hints about the current EAP authentication. Only one EAP-Payload TLV is allowed in a message. The EAP-Payload TLV is defined as follows:

```

0                               1                               2                               3
0 1 2 3 4 5 6 7 8 9 0 1 2 3 4 5 6 7 8 9 0 1 2 3 4 5 6 7 8 9 0 1
+---+---+---+---+---+---+---+---+---+---+---+---+---+---+---+---+
|M|R|          TLV Type          |          Length          |
+---+---+---+---+---+---+---+---+---+---+---+---+---+---+---+---+
|
|                               EAP packet...
+---+---+---+---+---+---+---+---+---+---+---+---+---+---+---+---+
|
|                               TLVs...
+---+---+---+---+---+---+---+---+---+---+---+---+---+---+---+---+

```


M

Mandatory, set to one (1)

R

Reserved, set to zero (0)

TLV Type

9 for EAP-Payload TLV

Length

length of embedded EAP packet + cumulative length of additional TLVs

EAP packet

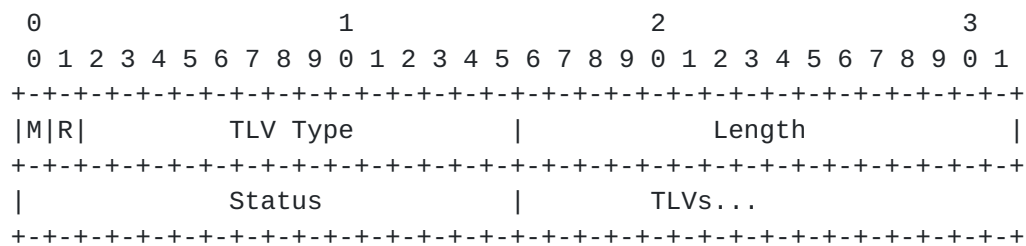
This field contains a complete EAP packet, including the EAP header (Code, Identifier, Length, Type) fields. The length of this field is determined by the Length field of the encapsulated EAP packet.

TLVs

This (optional) field contains a list of TLVs associated with the EAP packet field. The TLVs MUST NOT have the mandatory bit set. The total length of this field is equal to the Length field of the EAP-Payload TLV, minus the Length field in the EAP header of the EAP packet field.

4.2.11. Intermediate-Result TLV

The Intermediate-Result TLV provides support for acknowledged intermediate Success and Failure messages between multiple inner EAP methods within EAP. An Intermediate-Result TLV indicating success MUST be accompanied by a Crypto-Binding TLV. The optional TLVs associated with this TLV are provided for future extensibility to provide hints about the current result. The Intermediate-Result TLV is defined as follows:



M

Mandatory, set to one (1)

R

Reserved, set to zero (0)

TLV Type

10 for Intermediate-Result TLV

Length

2 + cumulative length of the embedded associated TLVs

Status

The Status field is two octets. Values include:

1 Success

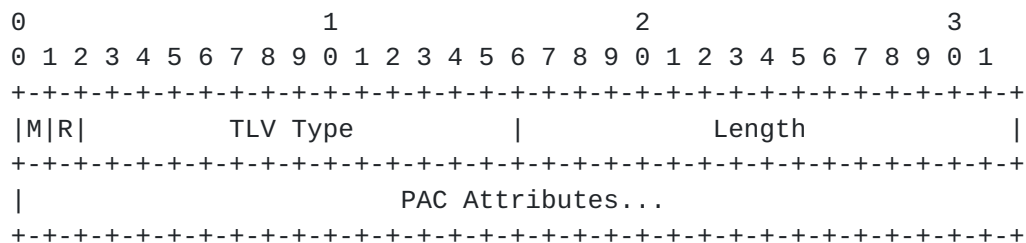
2 Failure

TLVs

This field is of indeterminate length, and contains zero or more of the TLVs associated with the Intermediate Result TLV. The TLVs in this field MUST NOT have the mandatory bit set.

[4.2.12.](#) PAC TLV Format

The PAC TLV provides support for provisioning the Protected Access Credential (PAC). The PAC TLV carries the PAC and related information within PAC attribute fields. Additionally, the PAC TLV MAY be used by the peer to request provisioning of a PAC of the type specified in the PAC Type PAC attribute. The PAC TLV MUST only be used in a protected tunnel providing encryption and integrity protection. A general PAC TLV format is defined as follows:



M

0 or 1

R

Reserved, set to zero (0)

TLV Type

11 - PAC TLV

Length

Two octets containing the length of the PAC attributes field in octets.

PAC Attributes

A list of PAC attributes in the TLV format.

[4.2.12.1.](#) Formats for PAC Attributes

Each PAC attribute in a PAC TLV is formatted as a TLV defined as follows:


```

0                               1                               2                               3
0 1 2 3 4 5 6 7 8 9 0 1 2 3 4 5 6 7 8 9 0 1 2 3 4 5 6 7 8 9 0 1
+---+---+---+---+---+---+---+---+---+---+---+---+---+---+---+---+
|                               |                               |
+---+---+---+---+---+---+---+---+---+---+---+---+---+---+---+---+
|                               Value ...
+---+---+---+---+---+---+---+---+---+---+---+---+---+---+---+---+

```

Type

2 - PAC-Opaque

Length

The Length field is two octets, which contains the length of the Value field in octets.

Value

The Value field contains the actual data for the PAC-Opaque. It is specific to the server implementation.

[4.2.12.4.](#) PAC-Info

The PAC-Info is comprised of a set of PAC attributes as defined in [Section 4.2.12.1](#). The PAC-Info attribute MUST contain the A-ID, A-ID-Info, and PAC-Type attributes. Other attributes MAY be included in the PAC-Info to provide more information to the peer. The PAC-Info attribute MUST NOT contain the PAC-Key, PAC-Acknowledgement, PAC-Info, or PAC-Opaque attributes. The PAC-Info attribute is included within the PAC TLV whenever the server wishes to issue or renew a PAC.

```

0                               1                               2                               3
0 1 2 3 4 5 6 7 8 9 0 1 2 3 4 5 6 7 8 9 0 1 2 3 4 5 6 7 8 9 0 1
+---+---+---+---+---+---+---+---+---+---+---+---+---+---+---+---+
|                               |                               |
+---+---+---+---+---+---+---+---+---+---+---+---+---+---+---+---+
|                               Attributes...
+---+---+---+---+---+---+---+---+---+---+---+---+---+---+---+---+

```

Type

9 - PAC-Info

Length

2-octet Length field containing the length of the attributes field in octets.

Attributes

The attributes field contains a list of PAC attributes. Each mandatory and optional field type is defined as follows:

3 - PAC-LIFETIME

This is a 4-octet quantity representing the expiration time of the credential expressed as the number of seconds, excluding leap seconds, after midnight UTC, January 1, 1970. This attribute MAY be provided to the peer as part of the PAC-Info.

4 - A-ID

The A-ID is the identity of the authority that issued the PAC. The A-ID is intended to be unique across all issuing servers to avoid namespace collisions. The A-ID is used by the peer to determine which PAC to employ. The A-ID is treated as an opaque octet string. This attribute MUST be included in the PAC-Info attribute. The A-ID MUST match the Authority-ID the server used to establish the tunnel. One method for generating the A-ID is to use a high-quality random number generator to generate a random number. An alternate method would be to take the hash of the public key or public key certificate belonging a server represented by the A-ID.

5 - I-ID

Initiator identifier (I-ID) is the peer identity associated with the credential. This identity is derived from the inner authentication or from the client-side authentication during tunnel establishment if inner authentication is not used. The server employs the I-ID in the TEAP phase 2 conversation to validate that the same peer identity used to execute TEAP phase 1 is also used in at minimum one inner authentication in TEAP phase 2. If the server is enforcing the I-ID validation on the inner authentication, then the I-ID MUST be included in the PAC-Info, to enable the peer to also enforce a unique PAC for each unique user. If the I-ID is missing from the PAC-Info, it is assumed that the Tunnel

PAC can be used for multiple users and the peer will not enforce the unique-Tunnel-PAC-per-user policy.

7 - A-ID-Info

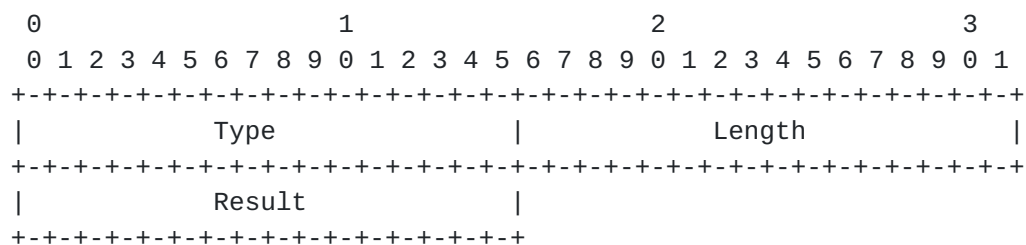
Authority Identifier Information is intended to provide a user-friendly name for the A-ID. It may contain the enterprise name and server name in a human-readable format. This TLV serves as an aid to the peer to better inform the end-user about the A-ID. The name is encoded in UTF-8 [RFC3629] format. This attribute **MUST** be included in the PAC-Info.

10 - PAC-type

The PAC-Type is intended to provide the type of PAC. This attribute **SHOULD** be included in the PAC-Info. If the PAC-Type is not present, then it defaults to a Tunnel PAC (Type 1).

4.2.12.5. PAC-Acknowledgement TLV

The PAC-Acknowledgement is used to acknowledge the receipt of the Tunnel PAC by the peer. The peer includes the PAC-Acknowledgement TLV in a PAC-TLV sent to the server to indicate the result of the processing and storing of a newly provisioned Tunnel PAC. This TLV is only used when Tunnel PAC is provisioned.



Type

8 - PAC-Acknowledgement

Length

The length of this field is two octets containing a value of 2.

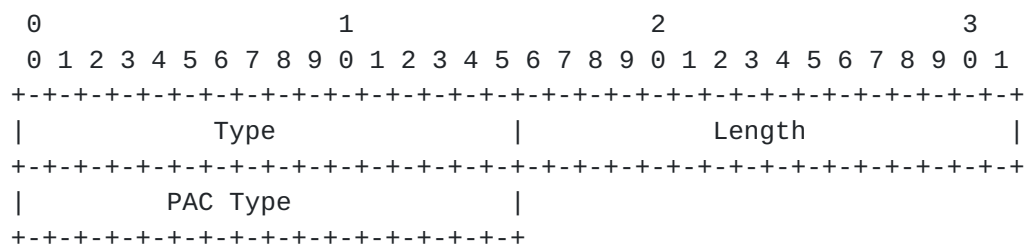
Result

The resulting value MUST be one of the following:

- 1 - Success
- 2 - Failure

4.2.12.6. PAC-Type TLV

The PAC-Type TLV is a TLV intended to specify the PAC type. It is included in a PAC-TLV sent by the peer to request PAC provisioning from the server. Its format is described below:



Type

- 10 - PAC-Type

Length

2-octet Length field with a value of 2

PAC Type

This 2-octet field defines the type of PAC being requested or provisioned. The following values are defined:

- 1 - Tunnel PAC

4.2.13. Crypto-Binding TLV

The Crypto-Binding TLV is used to prove that both the peer and server participated in the tunnel establishment and sequence of authentications. It also provides verification of the TEAP type, version negotiated, outer TLVs exchanged before the TLS tunnel establishment.

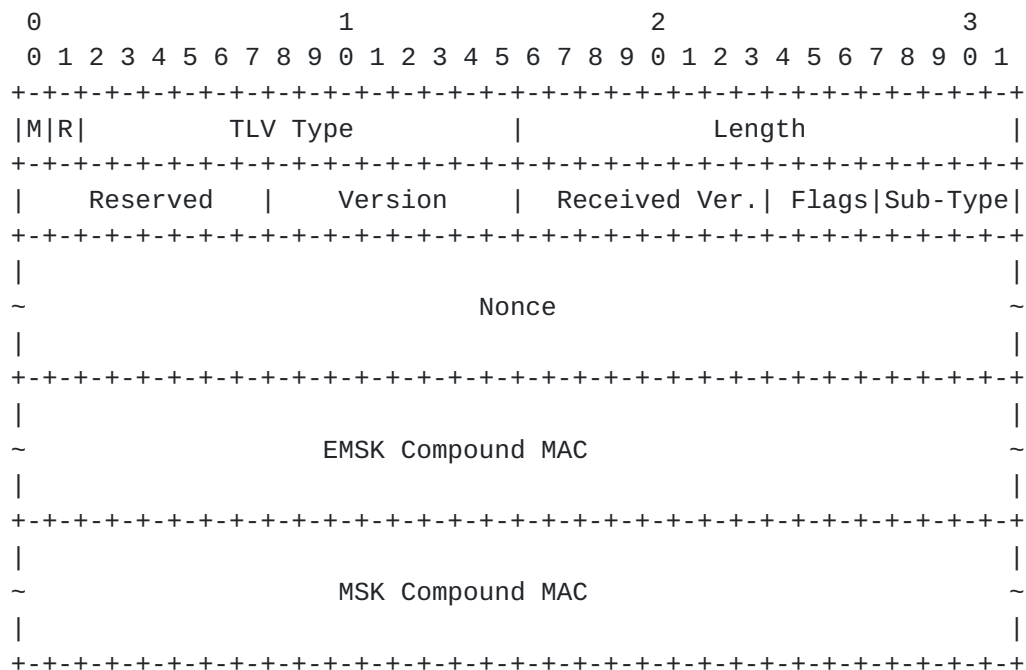
The Crypto-Binding TLV MUST be exchanged and verified before the final Result TLV exchange, regardless whether there is an inner EAP method authentication or not. It MUST be included with the Intermediate-Result TLV to perform Cryptographic Binding after each successful EAP method in a sequence of EAP methods, before proceeding with another inner EAP method.

The Crypto-Binding TLV is valid only if the following checks pass:

- o The Crypto-Binding TLV version is supported
- o The MAC verifies correctly
- o The received version in the Crypto-Binding TLV matches the version sent by the receiver during the EAP version negotiation
- o The subtype is set to the correct value

If any of the above checks fails, then the TLV is invalid. An invalid Crypto-Binding TLV is a fatal error and is handled as described in [Section 3.6.3](#)

The Crypto-Binding TLV is defined as follows:



Mandatory, set to one (1)

R

Reserved, set to zero (0)

TLV Type

12 for Crypto-Binding TLV

Length

56

Reserved

Reserved, set to zero (0)

Version

The Version field is a single octet, which is set to the version of Crypto-Binding TLV the TEAP method is using. For an implementation compliant with this version of TEAP, the version number MUST be set to one (1).

Received Version

The Received Version field is a single octet and MUST be set to the TEAP version number received during version negotiation. Note that this field only provides protection against downgrade attacks, where a version of EAP requiring support for this TLV is required on both sides.

Flags

The Flags field is four bits. Defined values include

1 EMSK Compound MAC is present

- 2 MSK Compound MAC is present
- 3 Both EMSK and MSK Compound MAC are present

Sub-Type

The Sub-Type field is four bits. Defined values include

- 0 Binding Request
- 1 Binding Response

Nonce

The Nonce field is 32 octets. It contains a 256-bit nonce that is temporally unique, used for compound MAC key derivation at each end. The nonce in a request MUST have its least significant bit set to zero (0) and the nonce in a response MUST have the same value as the request nonce except the least significant bit MUST be set to one (1).

EMSK Compound MAC

The EMSK Compound MAC field is 20 octets. This can be the Server MAC (B1_MAC) or the Client MAC (B2_MAC). The computation of the MAC is described in [Section 5.3](#).

MSK Compound MAC

The MSK Compound MAC field is 20 octets. This can be the Server MAC (B1_MAC) or the Client MAC (B2_MAC). The computation of the MAC is described in [Section 5.3](#).

[4.2.14](#). Basic-Password-Auth-Req TLV

The Basic-Password-Auth-Req TLV is used by the authentication server to request a username and password from the peer. It contains an optional user prompt message for the request. The peer is expected to obtain the username and password and send them in a Basic-Password-Auth-Resp TLV.

The Basic-Password-Auth-Req TLV is defined as follows:


```

      0               1               2               3
      0 1 2 3 4 5 6 7 8 9 0 1 2 3 4 5 6 7 8 9 0 1 2 3 4 5 6 7 8 9 0 1
+---+---+---+---+---+---+---+---+---+---+---+---+---+---+---+---+
|M|R|           TLV Type           |           Length           |
+---+---+---+---+---+---+---+---+---+---+---+---+---+---+---+---+
|  Prompt  ....
+---+---+---+---+---+---+---+---+---+---+---+---+---+---+---+---+

```

M

0 (Optional)

R

Reserved, set to zero (0)

TLV Type

13 for Basic-Password-Auth-Req TLV

Length

variable


Prompt

optional user prompt message in UTF-8 [[RFC3629](#)] format

4.2.15. Basic-Password-Auth-Resp TLV

The Basic-Password-Auth-Resp TLV is used by the peer to respond to a Basic-Password-Auth-Req TLV with a username and password. The TLV contains a username and password. The username and password are in UTF-8 [[RFC3629](#)] format.

The Basic-Password-Auth-Resp TLV is defined as follows:



M

0 (Optional)

R

Reserved, set to zero (0)

TLV Type

14 for Basic-Password-Auth-Resp TLV

Length

variable

Userlen

Length of Username field in octets

Username

Username in UTF-8 [[RFC3629](https://tools.ietf.org/html/rfc3629)] format

Passlen

Length of Password field in octets

Password

Password in UTF-8 [[RFC3629](#)] format

4.2.16. PKCS#7 TLV

The PKCS#7 TLV is used by the EAP server to deliver (a) certificate(s) to the peer. The format consists of a certificate or certificate chain in binary DER encoding [[X.690](#)] in a degenerate certificates-only PKCS#7 SignedData Content as defined in [[RFC5652](#)].

When used in response to a Trusted-Server-Root TLV request from the peer, the EAP server MUST send the PKCS#7 TLV inside a Trusted-Server-Root TLV. When used in response to a PKCS#10 certificate enrollment request from the peer, the EAP server MUST send the PKCS#7 TLV without a Trusted-Server-Root TLV. The PKCS#7 TLV is always marked as optional, which cannot be responded to with a NAK TLV. TEAP implementations that support the Trusted-Server-Root TLV or the PKCS#10 TLV MUST support this TLV. Peers MUST NOT assume that the certificates in a PKCS#7 TLV are in any order.

TEAP Servers MAY return self-signed certificates. Peers that handle self-signed certificates or trust anchors MUST NOT implicitly trust these certificates merely due to their presence in the certificate bag. Note: Peers are advised to take great care in deciding whether to use a received certificate as a trust anchor. The authenticated nature of the tunnel in which a PKCS#7 bag is received can provide a level of authenticity to the certificates contained therein. Peers are advised to take into account the implied authority of the EAP server and to constrain the trust it can achieve through the trust anchor received in a PKCS#7 TLV.

The PKCS#7 TLV is defined as follows:

```

      0               1               2               3
      0 1 2 3 4 5 6 7 8 9 0 1 2 3 4 5 6 7 8 9 0 1 2 3 4 5 6 7 8 9 0 1
+---+---+---+---+---+---+---+---+---+---+---+---+---+---+---+---+
|M|R|           TLV Type           |           Length           |
+---+---+---+---+---+---+---+---+---+---+---+---+---+---+---+---+
|           PKCS #7 Data...
+---+---+---+---+---+---+---+---+---+---+---+---+---+---+---+---+

```


TLV Type

16 - PKCS#10 TLV

Length

The length of the PKCS #10 Data field.

PKCS #10 Data

This field contains the DER-encoded PKCS#10 certificate request.

4.2.18. Trusted-Server-Root TLV

Trusted-Server-Root TLV facilitates the request and delivery of a trusted server root certificate. The Trusted-Server-Root TLV can be exchanged in regular TEAP authentication mode or provisioning mode. The Trusted-Server-Root TLV is always marked as optional, and cannot be responded to with a Negative Acknowledgement (NAK) TLV. The Trusted-Server-Root TLV MUST only be sent as an inner TLV (inside the protection of the tunnel).

After the peer has determined that it has successfully authenticated the EAP server and validated the Crypto-Binding TLV, it MAY send one or more Trusted-Server-Root TLVs (marked as optional) to request the trusted server root certificates from the EAP server. The EAP server MAY send one or more root certificates with a Public Key Cryptographic System #7 (PKCS#7) TLV inside Server-Trusted-Root TLV. The EAP server MAY also choose not to honor the request.

The Trusted-Server-Root TLV allows the peer to send a request to the EAP server for a list of trusted roots. The server may respond with one or more root certificates in PKCS#7 [[RFC2315](#)] format.

If the EAP server sets the credential format to PKCS#7-Server-Certificate-Root, then the Trusted-Server-Root TLV should contain the root of the certificate chain of the certificate issued to the EAP server packaged in a PKCS#7 TLV. If the Server certificate is a self-signed certificate, then the root is the self-signed certificate.

If the Trusted-Server-Root TLV credential format contains a value unknown to the peer, then the EAP peer should ignore the TLV.

The Trusted-Server-Root TLV is defined as follows:

matter, except one should always process the Identity-Type TLV before processing the EAP TLV or Basic Password Authentication TLV as the Identity-Type TLV is a hint to the type of identity that is to be authenticated.

The following table defines the meaning of the table entries in the sections below:

0 This TLV MUST NOT be present in the message.

0+ Zero or more instances of this TLV MAY be present in the message.

0-1 Zero or one instance of this TLV MAY be present in the message.

1 Exactly one instance of this TLV MUST be present in the message.

4.3.1. Outer TLVs

The following table provides a guide to which TLVs may be included in the TEAP packet outside the TLS channel, which kind of packets, and in what quantity:

| Request | Response | Success | Failure | TLVs |
|---------|----------|---------|---------|-----------------|
| 0-1 | 0 | 0 | 0 | Authority-ID |
| 0-1 | 0-1 | 0 | 0 | Identity-Type |
| 0+ | 0+ | 0 | 0 | Vendor-Specific |

Outer-TLVs MUST be marked as optional. Vendor-TLVs inside Vendor-Specific TLV MUST be marked as optional when included in Outer TLVs. Outer-TLVs MUST NOT be included in messages after the first two TEAP messages sent by peer and EAP-server respectively. That is the first EAP server to peer message and first peer to EAP server message. If the message is fragmented, the whole set of messages is counted as one message. If Outer-TLVs are included in messages after the first two TEAP messages, they MUST be ignored.

4.3.2. Inner TLVs

The following table provides a guide to which inner TLVs may be encapsulated in TLS in TEAP Phase 2, in which kind of packets, and in what quantity. The messages are as follows: Request is a TEAP Request, Response is a TEAP Response, Success is a message containing a successful Result TLV, and Failure is a message containing a failed Result TLV.

| Request | Response | Success | Failure | TLVs |
|---------|----------|---------|---------|---|
| 0-1 | 0-1 | 0 | 0 | Identity-Type |
| 0-1 | 0-1 | 1 | 1 | Result |
| 0+ | 0+ | 0 | 0 | NAK |
| 0+ | 0+ | 0+ | 0+ | Error |
| 0-1 | 0-1 | 0 | 0 | Channel-Binding |
| 0+ | 0+ | 0+ | 0+ | Vendor-Specific [NOTE1] |
| 0+ | 0+ | 0+ | 0+ | Request-Action |
| 0-1 | 0-1 | 0 | 0 | EAP-Payload |
| 0-1 | 0-1 | 0-1 | 0-1 | Intermediate-Result |
| 0+ | 0+ | 0+ | 0 | PAC-TLV |
| 0-1 | 0-1 | 0-1 | 0-1 | Crypto-Binding |
| 0-1 | 0 | 0 | 0 | Basic-Password-Auth-Req |
| 0 | 0-1 | 0 | 0 | Basic-Password-Auth-Resp |
| 0-1 | 0 | 0-1 | 0 | PKCS#7 |
| 0 | 0-1 | 0 | 0 | PKCS#10 |
| 0-1 | 0-1 | 0-1 | 0 | Server-Trusted-Root |

[NOTE1] Vendor TLVs (included in Vendor-Specific TLVs) sent with a Result TLV MUST be marked as optional.

5. Cryptographic Calculations

For key derivation and crypto-binding, TEAP uses the PRF and MAC algorithms negotiated in the underlying TLS session. Since these algorithms depend on the TLS version and cipher suite, TEAP implementations need a mechanism to determine the version and cipher suite in use for a particular session. The implementation can then use this information to determine which PRF and MAC algorithm to use.

5.1. TEAP Authentication Phase 1: Key Derivations

With TEAPv1, the TLS master secret is generated as specified in TLS. If a PAC is used then the master secret is obtained as described in [[RFC5077](#)].

TEAPv1 makes use of the TLS Keying Material Exporters defined in [[RFC5705](#)] to derive the session_key_seed. The Label used in the derivation is "EXPORTER: teap session key seed". The length of the session key seed material is 40 octets. No context data is used in the export process.

The session_key_seed is used by the TEAP Authentication Phase 2 conversation to both cryptographically bind the inner method(s) to the tunnel as well as generate the resulting TEAP session keys. The other quantities are used as they are defined in [[RFC5246](#)].

5.2. Intermediate Compound Key Derivations

The `session_key_seed` derived as part of TEAP Phase 2 is used in TEAP Phase 2 to generate an Intermediate Compound Key (IMCK) used to verify the integrity of the TLS tunnel after each successful inner authentication and in the generation of Master Session Key (MSK) and Extended Master Session Key (EMSK) defined in [RFC3748]. Note that the IMCK MUST be recalculated after each successful inner EAP method.

The first step in these calculations is the generation of the base compound key, `IMCK[n]` from the `session_key_seed` and any session keys derived from the successful execution of `n`th inner EAP methods. The inner EAP method(s) may provide Inner Method Session Keys (IMSK), `IMSK1..IMSKn`, corresponding to inner method 1 through `n`.

If an inner method supports export of an Extended Master Session Key (EMSK), then the IMSK SHOULD be derived from the EMSK as defined in [RFC5295]. The usage label used is "TEAPbindkey@ietf.org" and the length is 64 octets. Optional data parameter is not used in the derivation.

```
IMSK = First 32 octets of KDF(EMSK, "TEAPbindkey@ietf.org" | "\0" |
64)
```

where "|" denotes concatenation, "EMSK" consists of the 4 ASCII values for the letters, "\0" = is a NULL octet (0x00 in hex), length is the 2-octet unsigned integer in network byte order, KDF is defined in [RFC5295].

If an inner method does not support export of an Extended Master Session Key (EMSK), then IMSK is the MSK of the inner method. The MSK is truncated at 32 octets if it is longer than 32 octets or padded to a length of 32 octets with zeros if it is less than 32 octets.

However, it's possible that the peer and server sides might not have the same capability to export EMSK. In order to maintain maximum flexibility while prevent downgrading attack, the following mechanism is in place:

On the sender of the Crypto-Binding TLV side:

If the EMSK is not available, then computes the Compound MAC using MSK of the inner method.

If the EMSK is available, and the sender's policy accepts MSK based MAC, then it computes two Compound MAC values. The first is

computed with the EMSK. The second one is computed using the MSK. Both MACs are then sent to the other side.

If the EMSK is available, but the sender's policy does not allow downgrade to MSK generated MAC, then it SHOULD only send EMSK based MAC.

On the receiver of the Crypto-Binding TLV side:

If the EMSK is not available and a MSK based Compound MAC was sent, validates the Compound MAC and sends back a MSK based Compound MAC response.

If the EMSK is not available and no MSK based Compound MAC was sent, then handles like an invalid Crypto-Binding TLV with fatal error.

If the EMSK is available and an EMSK based Compound MAC was sent, validates it and creates a response Compound MAC using the EMSK.

If the EMSK is available, but no EMSK based Compound MAC was sent, and its policy accepts MSK based MAC, then validates it using the MSK and if successful, generates and returns a MSK based Compound MAC.

If the EMSK is available, but no EMSK Compound MAC was sent, and its policy does not accept MSK based MAC, then it handles like an invalid Crypto-Binding TLV with fatal error.

If the *i*th inner method does not generate an EMSK or MSK, then *IMSK_i* is set to zero (e.g., *MSK_i* = 32 octets of 0x00s). If an inner method fails, then it is not included in this calculation. The derivations of S-IMCK is as follows:

```
S-IMCK[0] = session_key_seed
For j = 1 to n-1 do
    IMCK[j] = TLS-PRF(S-IMCK[j-1], "Inner Methods Compound Keys",
                     IMSK[j], 60)
    S-IMCK[j] = first 40 octets of IMCK[j]
    CMK[j] = last 20 octets of IMCK[j]
```

where TLS-PRF is the PRF negotiated as part of TLS handshake [[RFC5246](#)].

5.3. Computing the Compound MAC

For authentication methods that generate keying material, further protection against man-in-the-middle attacks is provided through cryptographically binding keying material established by both TEAP Phase 1 and TEAP Phase 2 conversations. After each successful inner EAP authentication, EAP EMSK and/or MSKs are cryptographically combined with key material from TEAP Phase 1 to generate a compound session key, CMK. The CMK is used to calculate the Compound MAC as part of the Crypto-Binding TLV described in [Section 4.2.13](#), which helps provide assurance that the same entities are involved in all communications in TEAP. During the calculation of the Compound-MAC the MAC field is filled with zeros.

The Compound MAC computation is as follows:

```
CMK = CMK[j]
Compound-MAC = MAC( CMK, BUFFER )
```

where *j* is the number of the last successfully executed inner EAP method, MAC is the MAC function negotiated in TLS 1.2 [[RFC5246](#)], and BUFFER is created after concatenating these fields in the following order:

- 1 The entire Crypto-Binding TLV attribute with both the EMSK and MSK Compound MAC fields zeroed out.
- 2 The EAP Type sent by the other party in the first TEAP message.
- 3 All the Outer-TLVs from the first TEAP message sent by EAP server to peer. If a single TEAP message is fragmented into multiple TEAP packets; then the Outer-TLVs in all the fragments of that message MUST be included.
- 4 All the Outer-TLVs from the first TEAP message sent by the peer to the EAP server. If a single TEAP message is fragmented into multiple TEAP packets, then the Outer-TLVs in all the fragments of that message MUST be included.

5.4. EAP Master Session Key Generation

TEAP Authentication assures the master session key (MSK) and Extended Master Session Key (EMSK) output from the EAP method are the result of all authentication conversations by generating an Intermediate Compound Key (IMCK). The IMCK is mutually derived by the peer and the server as described in [Section 5.2](#) by combining the MSKs from inner EAP methods with key material from TEAP Phase 1. The resulting MSK and EMSK are generated as part of the IMCKn key hierarchy as follows:

```
MSK  = TLS-PRF(S-IMCK[j], "Session Key Generating Function", 64)
EMSK = TLS-PRF(S-IMCK[j],
               "Extended Session Key Generating Function", 64)
```

where *j* is the number of the last successfully executed inner EAP method.

The EMSK is typically only known to the TEAP peer and server and is not provided to a third party. The derivation of additional keys and transportation of these keys to a third party is outside the scope of this document.

If no EAP methods have been negotiated inside the tunnel or no EAP methods have been successfully completed inside the tunnel, the MSK and EMSK will be generated directly from the `session_key_seed` meaning `S-IMCK = session_key_seed`.

6. IANA Considerations

This section provides guidance to the Internet Assigned Numbers Authority (IANA) regarding registration of values related to the TEAP protocol, in accordance with [BCP 26](#), [[RFC5226](#)].

The EAP Method Type number for TEAP needs to be assigned.

The document defines a registry for TEAP TLV types, which may be assigned by Specification Required as defined in [[RFC5226](#)]. [Section 4.2](#) defines the TLV types that initially populate the registry. A summary of the TEAP TLV types is given below:

- 0 Unassigned
- 1 Authority-ID TLV
- 2 Identity-Type TLV

- 3 Result TLV
- 4 NAK TLV
- 5 Error TLV
- 6 Channel-Binding TLV
- 7 Vendor-Specific TLV
- 8 Request-Action TLV
- 9 EAP-Payload TLV
- 10 Intermediate-Result TLV
- 11 PAC TLV
- 12 Crypto-Binding TLV
- 13 Basic-Password-Auth-Req TLV
- 14 Basic-Password-Auth-Resp TLV
- 15 PKCS#7 TLV
- 16 PKCS#10 TLV
- 17 Trusted-Server-Root TLV

The Identity-Type defined in [Section 4.2.3](#) contains an Identity Type code which is assigned on a Specification Required basis as defined in [[RFC5226](#)]. The initial types defined are:

- 1 User
- 2 Machine

The Result TLV defined in [Section 4.2.4](#), Request-Action TLV defined in [Section 4.2.9](#), and Intermediate-Result TLV defined in [Section 4.2.11](#) contain a Status code which is assigned on a Specification Required basis as defined in [[RFC5226](#)]. The initial types defined are:

- 1 Success
- 2 Failure

The Error-TLV defined in [Section 4.2.6](#) requires an error-code. TEAP Error-TLV error-codes are assigned based on Specification Required as defined in [[RFC5226](#)]. The initial list of error codes is as follows:

- 1 User account expires soon
- 2 User account credential expires soon
- 3 User account authorisations change soon
- 4 Clock skew detected
- 5 Contact administrator
- 6 User account credentials change required
- 1001 Inner Method Error
- 1002 Unspecified authentication infrastructure problem
- 1003 Unspecified authentication failure
- 1004 Unspecified authorisation failure
- 1005 User account credentials unavailable
- 1006 User account expired
- 1007 User account locked: try again later
- 1008 User account locked: admin intervention required
- 1009 Authentication infrastructure unavailable
- 1010 Authentication infrastructure not trusted
- 1011 Clock skew too great
- 1012 Invalid inner realm
- 1013 Token out of sync: administrator intervention required
- 1014 Token out of sync: PIN change required
- 1015 Token revoked
- 1016 Tokens exhausted

- 1017 Challenge expired
- 1018 Challenge algorithm mismatch
- 1019 Client certificate not supplied
- 1020 Client certificate rejected
- 1021 Realm mismatch between inner and outer identity
- 1022 Unsupported Algorithm In Certificate Signing Request
- 1023 Unsupported Extension In Certificate Signing Request
- 1024 Bad Identity In Certificate Signing Request
- 1025 Bad Certificate Signing Request
- 1026 Internal CA Error
- 1027 General PKI Error
- 1028 Inner method's channel binding data required but not supplied
- 1029 Inner method's channel binding data did not include required information
- 1030 Inner method's channel binding failed
- 1031 User account credentials incorrect [USAGE NOT RECOMMENDED]
- 2001 Tunnel Compromise Error
- 2002 Unexpected TLVs Exchanged

The Request-Action TLV defined in [Section 4.2.9](#) contains an action code which is assigned on a Specification Required basis as defined in [[RFC5226](#)]. The initial actions defined are:

- 1 Process-TLV
- 2 Negotiate-EAP

The PAC Attribute defined in [Section 4.2.12.1](#) contains a Type code which is assigned on a Specification Required basis as defined in [[RFC5226](#)]. The initial types defined are:

- 1 PAC-key
- 2 PAC-Opaque
- 3 PAC-Lifetime
- 4 A-ID
- 5 I-ID
- 6 Reserved
- 7 A-ID-Info
- 8 PAC-Acknowledgement
- 9 PAC-Info
- 10 PAC-Type

The PAC-Type defined in [Section 4.2.12.6](#) contains a Type code which is assigned on a Specification Required basis as defined in [\[RFC5226\]](#). The initial types defined are:

- 1 Tunnel PAC

The Trusted-Server-Root TLV defined in [Section 4.2.18](#) contains a Credential-Format code which is assigned on a Specification Required basis as defined in [\[RFC5226\]](#). The initial types defined are:

- 1 PKCS#7-Server-Certificate-Root

The various values under Vendor-Specific TLV are assigned by Private Use and do not need to be assigned by IANA.

TEAP registers the label "EXPORTER: teap session key seed" in the TLS Exporter Label Registry [\[RFC5705\]](#). This label is used in derivation as defined in [Section 5.1](#).

TEAP registers a TEAP binding usage label from the "USRK Key Labels" name space defined in [\[RFC5295\]](#) with a value "TEAPbindkey@ietf.org".

7. Security Considerations

TEAP is designed with a focus on wireless media, where the medium itself is inherent to eavesdropping. Whereas in wired media, an attacker would have to gain physical access to the wired medium; wireless media enables anyone to capture information as it is

transmitted over the air, enabling passive attacks. Thus, physical security can not be assumed and security vulnerabilities are far greater. The threat model used for the security evaluation of TEAP is defined in EAP [[RFC3748](#)].

7.1. Mutual Authentication and Integrity Protection

TEAP as a whole, provides message and integrity protection by establishing a secure tunnel for protecting the authentication method(s). The confidentiality and integrity protection is defined by TLS and provides the same security strengths afforded by TLS employing a strong entropy shared master secret. The integrity of the key generating authentication methods executed within the TEAP tunnel is verified through the calculation of the Crypto-Binding TLV. This ensures that the tunnel endpoints are the same as the inner method endpoints.

The Result TLV is protected and conveys the true Success or Failure of TEAP, and should be used as the indicator of its success or failure respectively. However, as EAP terminates with either a clear text EAP Success or Failure, a peer will also receive a clear text EAP Success or Failure. The received clear text EAP Success or Failure MUST match that received in the Result TLV; the peer SHOULD silently discard those clear text EAP success or failure messages that do not coincide with the status sent in the protected Result TLV.

7.2. Method Negotiation

As is true for any negotiated EAP protocol, NAK packets used to suggest an alternate authentication method are sent unprotected and as such, are subject to spoofing. During unprotected EAP method negotiation, NAK packets may be interjected as active attacks to negotiate down to a weaker form of authentication, such as EAP-MD5 (which only provides one-way authentication and does not derive a key). Both the peer and server should have a method selection policy that prevents them from negotiating down to weaker methods. Inner method negotiation resists attacks because it is protected by the mutually authenticated TLS tunnel established. Selection of TEAP as an authentication method does not limit the potential inner authentication methods, so TEAP should be selected when available.

An attacker cannot readily determine the inner EAP method used, except perhaps by traffic analysis. It is also important that peer implementations limit the use of credentials with an unauthenticated or unauthorized server.

7.3. Separation of Phase 1 and Phase 2 Servers

Separation of the TEAP Phase 1 from the Phase 2 conversation is NOT RECOMMENDED. Allowing the Phase 1 conversation to be terminated at a different server than the Phase 2 conversation can introduce vulnerabilities if there is not a proper trust relationship and protection for the protocol between the two servers. Some vulnerabilities include:

- o Loss of identity protection
- o Offline dictionary attacks
- o Lack of policy enforcement
- o Man-in-the-middle attacks (as described in [[RFC7029](#)])

There may be cases where a trust relationship exists between the Phase 1 and Phase 2 servers, such as on a campus or between two offices within the same company, where there is no danger in revealing the inner identity and credentials of the peer to entities between the two servers. In these cases, using a proxy solution without end-to-end protection of TEAP MAY be used. The TEAP encrypting/decrypting gateway MUST, at a minimum, provide support for IPsec, TLS or similar protection in order to provide confidentiality for the portion of the conversation between the gateway and the EAP server. In addition, separation of the inner and outer method servers allows for crypto-binding based on the inner method MSK to be thwarted as described in [[RFC7029](#)]. Implementation and deployment SHOULD adopt various mitigation strategies described in [[RFC7029](#)]. If the inner method is deriving EMSK, then this threat is mitigated as TEAP utilizes the mutual crypto-binding based on EMSK as described in [[RFC7029](#)].

7.4. Mitigation of Known Vulnerabilities and Protocol Deficiencies

TEAP addresses the known deficiencies and weaknesses in the EAP method. By employing a shared secret between the peer and server to establish a secured tunnel, TEAP enables:

- o Per packet confidentiality and integrity protection
- o User identity protection
- o Better support for notification messages
- o Protected EAP inner method negotiation

- o Sequencing of EAP methods
- o Strong mutually derived master session keys
- o Acknowledged success/failure indication
- o Faster re-authentications through session resumption
- o Mitigation of dictionary attacks
- o Mitigation of man-in-the-middle attacks
- o Mitigation of some denial-of-service attacks

It should be noted that TEAP, as in many other authentication protocols, a denial-of-service attack can be mounted by adversaries sending erroneous traffic to disrupt the protocol. This is a problem in many authentication or key agreement protocols and is therefore noted for TEAP as well.

TEAP was designed with a focus on protected authentication methods that typically rely on weak credentials, such as password-based secrets. To that extent, the TEAP Authentication mitigates several vulnerabilities, such as dictionary attacks, by protecting the weak credential-based authentication method. The protection is based on strong cryptographic algorithms in TLS to provide message confidentiality and integrity. The keys derived for the protection relies on strong random challenges provided by both peer and server as well as an established key with strong entropy. Implementations should follow the recommendation in [[RFC4086](#)] when generating random numbers.

7.4.1. User Identity Protection and Verification

The initial identity request response exchange is sent in cleartext outside the protection of TEAP. Typically the Network Access Identifier (NAI) [[RFC4282](#)] in the identity response is useful only for the realm information that is used to route the authentication requests to the right EAP server. This means that the identity response may contain an anonymous identity and just contain realm information. In other cases, the identity exchange may be eliminated altogether if there are other means for establishing the destination realm of the request. In no case should an intermediary place any trust in the identity information in the identity response since it is unauthenticated and may not have any relevance to the authenticated identity. TEAP implementations should not attempt to compare any identity disclosed in the initial cleartext EAP Identity response packet with those Identities authenticated in Phase 2.

Identity request-response exchanges sent after the TEAP tunnel is established are protected from modification and eavesdropping by attackers.

Note that since TLS client certificates are sent in the clear, if identity protection is required, then it is possible for the TLS authentication to be re-negotiated after the first server authentication. To accomplish this, the server will typically not request a certificate in the server_hello, then after the server_finished message is sent, and before TEAP Phase 2, the server MAY send a TLS hello_request. This allows the peer to perform client authentication by sending a client_hello if it wants to, or send a no_renegotiation alert to the server indicating that it wants to continue with TEAP Phase 2 instead. Assuming that the peer permits renegotiation by sending a client_hello, then the server will respond with server_hello, a certificate and certificate_request messages. The peer replies with certificate, client_key_exchange and certificate_verify messages. Since this re-negotiation occurs within the encrypted TLS channel, it does not reveal client certificate details. It is possible to perform certificate authentication using an EAP method (for example: EAP-TLS) within the TLS session in TEAP Phase 2 instead of using TLS handshake renegotiation.

7.4.2. Dictionary Attack Resistance

TEAP was designed with a focus on protected authentication methods that typically rely on weak credentials, such as password-based secrets. TEAP mitigates dictionary attacks by allowing the establishment of a mutually authenticated encrypted TLS tunnel providing confidentiality and integrity to protect the weak credential based authentication method.

7.4.3. Protection against Man-in-the-Middle Attacks

Allowing methods to be executed both with and without the protection of a secure tunnel opens up a possibility of a man-in-the-middle attack. To avoid man-in-the-middle attacks it is recommended to always deploy authentication methods with protection of TEAP. TEAP provides protection from man-in-the-middle attacks even if a deployment chooses to execute inner EAP methods both with and without TEAP protection, TEAP prevents this attack in two ways:

1. By using the PAC-Key to mutually authenticate the peer and server during TEAP Authentication Phase 1 establishment of a secure tunnel.
2. By using the keys generated by the inner authentication method (if the inner methods are key generating) in the crypto-binding

exchange and in the generation of the key material exported by the EAP method described in [Section 5](#).

TEAP crypto binding does not guarantee man-in-the-middle protection if the client does not validate the server's certificate. If the TLS cipher suite derives the master secret solely from the contribution of secret data from one side of the conversation (such as RSA key transport based ciphersuites) then an attacker can insert themselves in the conversation if the server certificate is not verified even if a strong inner method is executed within the tunnel. If the TLS ciphersuite derives the master secret from the contribution of secrets from both sides of the conversation (such as in Diffie-Hellman based cipher suites) then crypto binding can detect an attacker in the conversation if a strong inner method is used.

[7.4.4.](#) PAC Binding to User Identity

A PAC may be bound to a user identity. A compliant implementation of TEAP MUST validate that an identity obtained in the PAC-Opaque field matches at minimum one of the identities provided in the TEAP Phase 2 authentication method. This validation provides another binding to ensure that the intended peer (based on identity) has successfully completed the TEAP Phase 1 and proved identity in the Phase 2 conversations.

[7.5.](#) Protecting against Forged Clear Text EAP Packets

EAP Success and EAP Failure packets are, in general, sent in clear text and may be forged by an attacker without detection. Forged EAP Failure packets can be used to attempt to convince an EAP peer to disconnect. Forged EAP Success packets may be used to attempt to convince a peer that authentication has succeeded, even though the authenticator has not authenticated itself to the peer.

By providing message confidentiality and integrity, TEAP provides protection against these attacks. Once the peer and AS initiate the TEAP Authentication Phase 2, compliant TEAP implementations MUST silently discard all clear text EAP messages, unless both the TEAP peer and server have indicated success or failure using a protected mechanism. Protected mechanisms include TLS alert mechanism and the protected termination mechanism described in [Section 3.3.3](#).

The success/failure decisions within the TEAP tunnel indicate the final decision of the TEAP authentication conversation. After a success/failure result has been indicated by a protected mechanism, the TEAP peer can process unprotected EAP Success and EAP Failure messages; however the peer MUST ignore any unprotected EAP success or

failure messages where the result does not match the result of the protected mechanism.

To abide by [\[RFC3748\]](#), the server sends a clear text EAP Success or EAP Failure packet to terminate the EAP conversation. However, since EAP Success and EAP Failure packets are not retransmitted, the final packet may be lost. While a TEAP protected EAP Success or EAP Failure packet should not be a final packet in a TEAP conversation, it may occur based on the conditions stated above, so an EAP peer should not rely upon the unprotected EAP success and failure messages.

[7.6.](#) Server Certificate Validation

As part of the TLS negotiation, the server presents a certificate to the peer. The peer SHOULD verify the validity of the EAP server certificate, and SHOULD also examine the EAP server name presented in the certificate, in order to determine whether the EAP server can be trusted. When performing server certificate validation implementations MUST provide support rules in [\[RFC5280\]](#) for validating certificates against a known trust anchor. In addition, implementations MUST support matching the realm portion of the peer's NAI against a SubjectAltName of type dNSName within the server certificate. However, in certain deployments, this might not be turned on. Please note that in the case where the EAP authentication is remote, the EAP server will not reside on the same machine as the authenticator, and therefore the name in the EAP server's certificate cannot be expected to match that of the intended destination. In this case, a more appropriate test might be whether the EAP server's certificate is signed by a CA controlling the intended domain and whether the authenticator can be authorized by a server in that domain.

[7.7.](#) Tunnel PAC Considerations

Since the Tunnel PAC is stored by the peer, special care should be given to the overall security of the peer. The Tunnel PAC MUST be securely stored by the peer to prevent theft or forgery of any of the Tunnel PAC components. In particular, the peer MUST securely store the PAC-Key and protect it from disclosure or modification. Disclosure of the PAC-Key enables an attacker to establish the TEAP tunnel; however, disclosure of the PAC-Key does not reveal the peer or server identity or compromise any other peer's PAC credentials. Modification of the PAC-Key or PAC-Opaque components of the Tunnel PAC may also lead to denial of service as the tunnel establishment will fail. The PAC-Opaque component is the effective TLS ticket extension used to establish the tunnel using the techniques of [\[RFC5077\]](#). Thus, the security considerations defined by [\[RFC5077\]](#)

also apply to the PAC- Opaque. The PAC-Info may contain information about the Tunnel PAC such as the identity of the PAC issuer and the Tunnel PAC lifetime for use in the management of the Tunnel PAC. The PAC-Info should be securely stored by the peer to protect it from disclosure and modification.

7.8. Security Claims

This section provides the needed security claim requirement for EAP [[RFC3748](#)].

Auth. mechanism: Certificate based, shared secret based and various tunneled authentication mechanisms.

Ciphersuite negotiation: Yes

Mutual authentication: Yes

Integrity protection: Yes, Any method executed within the TEAP tunnel is integrity protected. The cleartext EAP headers outside the tunnel are not integrity protected.

Replay protection: Yes

Confidentiality: Yes

Key derivation: Yes

Key strength: See Note 1 below.

Dictionary attack prot.: Yes

Fast reconnect: Yes

Cryptographic binding: Yes

Session independence: Yes

Fragmentation: Yes

Key Hierarchy: Yes

Channel binding: Yes

Notes

1. [BCP 86](#) [[RFC3766](#)] offers advice on appropriate key sizes. The National Institute for Standards and Technology (NIST) also offers advice on appropriate key sizes in [[NIST-SP-800-57](#)]. [[RFC3766](#)] [Section 5](#) advises use of the following required RSA or DH module and DSA subgroup size in bits, for a given level of attack resistance in bits. Based on the table below, a 2048-bit RSA key is required to provide 128-bit equivalent key strength:

| Attack Resistance (bits) | RSA or DH Modulus size (bits) | DSA subgroup size (bits) |
|-----------------------------|----------------------------------|-----------------------------|
| ----- | ----- | ----- |
| 70 | 947 | 129 |
| 80 | 1228 | 148 |
| 90 | 1553 | 167 |
| 100 | 1926 | 186 |
| 150 | 4575 | 284 |
| 200 | 8719 | 383 |
| 250 | 14596 | 482 |

[8. Acknowledgements](#)

The TEAP v1 design and protocol specification is based on EAP-FAST [[RFC4851](#)], which included the ideas and hard efforts of Nancy Cam-Winget, David McGrew, Joe Salowey, Hao Zhou, Pad Jakkahalli, Mark Krischer, Doug Smith, and Glen Zorn of Cisco Systems, Inc.

The TLV processing was inspired from work on the Protected Extensible Authentication Protocol version 2 (PEAPv2) with Ashwin Palekar, Dan Smith, Sean Turner and Simon Josefsson.

Helpful review comments were provided by Russ Housley, Jari Arkko, Ilan Frenkel, Jeremy Steiglit, Dan Harkins, Sam Hartman, Jim Schaad, Barry Leiba, Stephen Farrell, Chris Lonvick and Josh Howlett.

[9. References](#)

[9.1. Normative References](#)

- [RFC2119] Bradner, S., "Key words for use in RFCs to Indicate Requirement Levels", [BCP 14](#), [RFC 2119](#), March 1997.
- [RFC3748] Aboba, B., Blunk, L., Vollbrecht, J., Carlson, J., and H. Levkowetz, "Extensible Authentication Protocol (EAP)", [RFC 3748](#), June 2004.
- [RFC5077] Salowey, J., Zhou, H., Eronen, P., and H. Tschofenig, "Transport Layer Security (TLS) Session Resumption without Server-Side State", [RFC 5077](#), January 2008.

- [RFC5226] Narten, T. and H. Alvestrand, "Guidelines for Writing an IANA Considerations Section in RFCs", [BCP 26](#), [RFC 5226](#), May 2008.
- [RFC5246] Dierks, T. and E. Rescorla, "The Transport Layer Security (TLS) Protocol Version 1.2", [RFC 5246](#), August 2008.
- [RFC5295] Salowey, J., Dondeti, L., Narayanan, V., and M. Nakhjiri, "Specification for the Derivation of Root Keys from an Extended Master Session Key (EMSK)", [RFC 5295](#), August 2008.
- [RFC5705] Rescorla, E., "Keying Material Exporters for Transport Layer Security (TLS)", [RFC 5705](#), March 2010.
- [RFC5746] Rescorla, E., Ray, M., Dispensa, S., and N. Oskov, "Transport Layer Security (TLS) Renegotiation Indication Extension", [RFC 5746](#), February 2010.
- [RFC5929] Altman, J., Williams, N., and L. Zhu, "Channel Bindings for TLS", [RFC 5929](#), July 2010.
- [RFC6677] Hartman, S., Clancy, T., and K. Hoeper, "Channel-Binding Support for Extensible Authentication Protocol (EAP) Methods", [RFC 6677](#), July 2012.

9.2. Informative References

- [IEEE.802-1X.2004]
"Local and Metropolitan Area Networks: Port-Based Network Access Control", IEEE Standard 802.1X, December 2004.
- [NIST-SP-800-57]
National Institute of Standards and Technology,
"Recommendation for Key Management", NIST Special
Publication 800-57, May 2006.
- [PEAP] Microsoft Corporation, "[MS-PEAP]: Protected Extensible Authentication Protocol (PEAP) Specification", August 2009.
- [RFC2315] Kaliski, B., "PKCS #7: Cryptographic Message Syntax Version 1.5", [RFC 2315](#), March 1998.
- [RFC2985] Nystrom, M. and B. Kaliski, "PKCS #9: Selected Object Classes and Attribute Types Version 2.0", [RFC 2985](#), November 2000.

- [RFC2986] Nystrom, M. and B. Kaliski, "PKCS #10: Certification Request Syntax Specification Version 1.7", [RFC 2986](#), November 2000.
- [RFC3579] Aboba, B. and P. Calhoun, "RADIUS (Remote Authentication Dial In User Service) Support For Extensible Authentication Protocol (EAP)", [RFC 3579](#), September 2003.
- [RFC3629] Yergeau, F., "UTF-8, a transformation format of ISO 10646", STD 63, [RFC 3629](#), November 2003.
- [RFC3766] Orman, H. and P. Hoffman, "Determining Strengths For Public Keys Used For Exchanging Symmetric Keys", [BCP 86](#), [RFC 3766](#), April 2004.
- [RFC4072] Eronen, P., Hiller, T., and G. Zorn, "Diameter Extensible Authentication Protocol (EAP) Application", [RFC 4072](#), August 2005.
- [RFC4086] Eastlake, D., Schiller, J., and S. Crocker, "Randomness Requirements for Security", [BCP 106](#), [RFC 4086](#), June 2005.
- [RFC4282] Aboba, B., Beadles, M., Arkko, J., and P. Eronen, "The Network Access Identifier", [RFC 4282](#), December 2005.
- [RFC4648] Josefsson, S., "The Base16, Base32, and Base64 Data Encodings", [RFC 4648](#), October 2006.
- [RFC4851] Cam-Winget, N., McGrew, D., Salowey, J., and H. Zhou, "The Flexible Authentication via Secure Tunneling Extensible Authentication Protocol Method (EAP-FAST)", [RFC 4851](#), May 2007.
- [RFC4945] Korver, B., "The Internet IP Security PKI Profile of IKEv1 /ISAKMP, IKEv2, and PKIX", [RFC 4945](#), August 2007.
- [RFC5247] Aboba, B., Simon, D., and P. Eronen, "Extensible Authentication Protocol (EAP) Key Management Framework", [RFC 5247](#), August 2008.
- [RFC5272] Schaad, J. and M. Myers, "Certificate Management over CMS (CMC)", [RFC 5272](#), June 2008.
- [RFC5280] Cooper, D., Santesson, S., Farrell, S., Boeyen, S., Housley, R., and W. Polk, "Internet X.509 Public Key Infrastructure Certificate and Certificate Revocation List (CRL) Profile", [RFC 5280](#), May 2008.

- [RFC5281] Funk, P. and S. Blake-Wilson, "Extensible Authentication Protocol Tunneled Transport Layer Security Authenticated Protocol Version 0 (EAP-TTLSv0)", [RFC 5281](#), August 2008.
- [RFC5421] Cam-Winget, N. and H. Zhou, "Basic Password Exchange within the Flexible Authentication via Secure Tunneling Extensible Authentication Protocol (EAP-FAST)", [RFC 5421](#), March 2009.
- [RFC5652] Housley, R., "Cryptographic Message Syntax (CMS)", STD 70, [RFC 5652](#), September 2009.
- [RFC5931] Harkins, D. and G. Zorn, "Extensible Authentication Protocol (EAP) Authentication Using Only a Password", [RFC 5931](#), August 2010.
- [RFC6066] Eastlake, D., "Transport Layer Security (TLS) Extensions: Extension Definitions", [RFC 6066](#), January 2011.
- [RFC6124] Sheffer, Y., Zorn, G., Tschofenig, H., and S. Fluhrer, "An EAP Authentication Method Based on the Encrypted Key Exchange (EKE) Protocol", [RFC 6124](#), February 2011.
- [RFC6678] Hoeper, K., Hanna, S., Zhou, H., and J. Salowey, "Requirements for a Tunnel-Based Extensible Authentication Protocol (EAP) Method", [RFC 6678](#), July 2012.
- [RFC6960] Santesson, S., Myers, M., Ankney, R., Malpani, A., Galperin, S., and C. Adams, "X.509 Internet Public Key Infrastructure Online Certificate Status Protocol - OCSP", [RFC 6960](#), June 2013.
- [RFC6961] Pettersen, Y., "The Transport Layer Security (TLS) Multiple Certificate Status Request Extension", [RFC 6961](#), June 2013.
- [RFC7029] Hartman, S., Wasserman, M., and D. Zhang, "Extensible Authentication Protocol (EAP) Mutual Cryptographic Binding", [RFC 7029](#), October 2013.
- [X.690] ITU-T, "ITU-T Recommendation X.690 ASN.1 encoding rules: Specification of Basic Encoding Rules (BER), Canonical Encoding Rules (CER) and Distinguished Encoding Rules (DER)", ITU-T X.690, November 2008.

[Appendix A](#). Evaluation Against Tunnel Based EAP Method Requirements

This section evaluates all tunnel based EAP method requirements described in [[RFC6678](#)] against TEAP version 1.

[A.1](#). Requirement 4.1.1 RFC Compliance

TEAP v1 meets this requirement by being compliant to [RFC 3748](#), [RFC 4017](#), [RFC 5247](#), and [RFC 4962](#). It is also compliant with the "cryptographic algorithm agility" requirement by leveraging TLS 1.2 for all cryptographic algorithm negotiation.

[A.2](#). Requirement 4.2.1 TLS Requirements

Requirement 4.2.1 states:

The tunnel based method MUST support TLS version 1.2 [[RFC5246](#)] and may support earlier versions greater than SSL 2.0 to enable the possibility of backwards compatibility.

TEAP v1 meets this requirement by mandating TLS version 1.2 support as defined in [Section 3.2](#).

[A.3](#). Requirement 4.2.1.1.1 Cipher Suite Negotiation

Requirement 4.2.1.1.1 states:

Hence, the tunnel method MUST provide integrity protected cipher suite negotiation with secure integrity algorithms and integrity keys.

TEAP v1 meets this requirement by using TLS to provide protected cipher suite negotiation.

[A.4](#). Requirement 4.2.1.1.2 Tunnel Data Protection Algorithms

Requirement 4.2.1.1.2 states:

The tunnel method MUST provide at least one mandatory to implement cipher suite that provides the equivalent security of 128-bit AES for encryption and message authentication.

TEAP v1 meets this requirement by mandating TLS_RSA_WITH_AES_128_CBC_SHA as a mandatory to implement cipher suite as defined in [Section 3.2](#).

[A.5.](#) Requirement 4.2.1.1.3 Tunnel Authentication and Key Establishment

TEAP v1 meets this requirement by mandating TLS_RSA_WITH_AES_128_CBC_SHA as a mandatory to implement cipher suite which provides certificate-based authentication of the server and is approved by NIST. The mandatory to implement cipher suites only include cipher suites that use strong cryptographic algorithms. They do not include cipher suites providing mutually anonymous authentication or static Diffie-Hellman cipher suites as defined in [Section 3.2](#).

[A.6.](#) Requirement 4.2.1.2 Tunnel Replay Protection

TEAP v1 meets this requirement by using TLS to provide sufficient replay protection.

[A.7.](#) Requirement 4.2.1.3 TLS Extensions

TEAP v1 meets this requirement by allowing TLS extensions, such as TLS Certificate Status Request extension [[RFC6066](#)] and SessionTicket extension [[RFC5077](#)] to be used during TLS tunnel establishment.

[A.8.](#) Requirement 4.2.1.4 Peer Identity Privacy

TEAP v1 meets this requirement by establishment of the TLS tunnel and protection of inner method specific identities. In addition, the peer certificate can be sent confidentially (i.e. encrypted).

[A.9.](#) Requirement 4.2.1.5 Session Resumption

TEAP v1 meets this requirement by mandating support of TLS session resumption as defined in [Section 3.2.1](#) and TLS Session Resume Using a PAC as defined in [Section 3.2.2](#).

[A.10.](#) Requirement 4.2.2 Fragmentation

TEAP v1 meets this requirement by leveraging fragmentation support provided by TLS as defined in [Section 3.7](#).

[A.11.](#) Requirement 4.2.3 Protection of Data External to Tunnel

TEAP v1 meets this requirement by including TEAP version number received in the computation of crypto-binding TLV as defined in [Section 4.2.13](#).

[A.12.](#) Requirement 4.3.1 Extensible Attribute Types

TEAP v1 meets this requirement by using an extensible TLV data layer inside the tunnel as defined in [Section 4.2](#).

[A.13.](#) Requirement 4.3.2 Request/Challenge Response Operation

TEAP v1 meets this requirement by allowing multiple TLVs to be sent in a single EAP request or response packet, while maintaining the half-duplex operation typical of EAP.

[A.14.](#) Requirement 4.3.3 Indicating Criticality of Attributes

TEAP v1 meets this requirement by having a mandatory bit in TLV to indicate whether it is mandatory to support or not as defined in [Section 4.2](#).

[A.15.](#) Requirement 4.3.4 Vendor Specific Support

TEAP v1 meets this requirement by having a Vendor-Specific TLV to allow vendors to define their own attributes as defined in [Section 4.2.8](#).

[A.16.](#) Requirement 4.3.5 Result Indication

TEAP v1 meets this requirement by having a Result TLV to exchange the final result of the EAP authentication so both the peer and server have a synchronized state as defined in [Section 4.2.4](#).

[A.17.](#) Requirement 4.3.6 Internationalization of Display Strings

TEAP v1 meets this requirement by supporting UTF-8 format in Basic-Password-Auth-Req TLV as defined in [Section 4.2.14](#) and Basic-Password-Auth-Resp TLV as defined in [Section 4.2.15](#).

[A.18.](#) Requirement 4.4 EAP Channel Binding Requirements

TEAP v1 meets this requirement by having a Channel-Binding TLV to exchange the EAP channel binding data as defined in [Section 4.2.7](#).

[A.19.](#) Requirement 4.5.1.1 Confidentiality and Integrity

TEAP v1 meets this requirement by running the password authentication inside a protected TLS tunnel.

[A.20.](#) Requirement 4.5.1.2 Authentication of Server

TEAP v1 meets this requirement by mandating authentication of the server before establishment of the protected TLS and then running inner password authentication as defined in [Section 3.2](#).

[A.21.](#) Requirement 4.5.1.3 Server Certificate Revocation Checking

TEAP v1 meets this requirement by supporting TLS Certificate Status Request extension [[RFC6066](#)] during tunnel establishment.

[A.22.](#) Requirement 4.5.2 Internationalization

TEAP v1 meets this requirement by supporting UTF-8 format in Basic-Password-Auth-Req TLV as defined in [Section 4.2.14](#) and Basic-Password-Auth-Resp TLV as defined in [Section 4.2.15](#).

[A.23.](#) Requirement 4.5.3 Meta-data

TEAP v1 meets this requirement by supporting Identity-Type TLV as defined in [Section 4.2.3](#) to indicate whether the authentication is for a user or a machine.

[A.24.](#) Requirement 4.5.4 Password Change

TEAP v1 meets this requirement by supporting multiple Basic-Password-Auth-Req TLV and Basic-Password-Auth-Resp TLV exchanges within a single EAP authentication, which allows "housekeeping" functions such as password change.

[A.25.](#) Requirement 4.6.1 Method Negotiation

TEAP v1 meets this requirement by supporting inner EAP method negotiation within the protected TLS tunnel.

[A.26.](#) Requirement 4.6.2 Chained Methods

TEAP v1 meets this requirement by supporting inner EAP method chaining within protected TLS tunnel as defined in [Section 3.3.1](#).

[A.27.](#) Requirement 4.6.3 Cryptographic Binding with the TLS Tunnel

TEAP v1 meets this requirement by supporting cryptographic binding of the inner EAP method keys with the keys derived from the TLS tunnel as defined in [Section 4.2.13](#).

A.28. Requirement 4.6.4 Peer Initiated

TEAP v1 meets this requirement by supporting Request-Action TLV as defined in [Section 4.2.9](#) to allow peer to initiate another inner EAP method.

A.29. Requirement 4.6.5 Method Meta-data

TEAP v1 meets this requirement by supporting Identity-Type TLV as defined in [Section 4.2.3](#) to indicate whether the authentication is for a user or a machine.

Appendix B. Major Differences from EAP-FAST

This document is a new standard tunnel EAP method based on revision of the EAP-FAST version 1 [[RFC4851](#)] which contains improved flexibility, particularly for negotiation of cryptographic algorithms. The major changes are:

1. The EAP method name have been changed from EAP-FAST to TEAP, hence it would require a new EAP method type to be assigned.
2. This version of TEAP MUST support TLS 1.2 [[RFC5246](#)].
3. The key derivation now makes use of TLS keying material exporters [[RFC5705](#)] and the PRF and hash function negotiated in TLS. This is to simplify implementation and better support cryptographic algorithm agility.
4. TEAP is in full conformance with TLS Ticket extension [[RFC5077](#)] as described in [Section 3.2.2](#).
5. Support of passing optional outer TLVs in the first two message exchanges, in addition to the Authority-ID TLV data in EAP-FAST.
6. Basic password authentication on the TLV level has been added in addition to the existing inner EAP method.
7. Additional TLV types have been defined to support EAP channel binding and meta-data. They are Identity-Type TLV and Channel-Binding TLVs, defined in [Section 4.2](#).

Appendix C. Examples

C.1. Successful Authentication

The following exchanges show a successful TEAP authentication with basic password authentication and optional PAC refreshment, the conversation will appear as follows:

```
Authenticating Peer      Authenticator
-----
EAP-Response/
Identity (MyID1) ->

                                <- EAP-Request/
                                Identity

                                <- EAP-Request/
                                EAP-Type=TEAP, V=1
                                (TEAP Start, S bit set, Authority-ID)

EAP-Response/
EAP-Type=TEAP, V=1
(TLS client_hello with
PAC-Opaque in SessionTicket extension)->

                                <- EAP-Request/
                                EAP-Type=TEAP, V=1
                                (TLS server_hello,
                                (TLS change_cipher_spec,
                                TLS finished)

EAP-Response/
EAP-Type=TEAP, V=1 ->
(TLS change_cipher_spec,
TLS finished)

TLS channel established
(messages sent within the TLS channel)

                                <- Basic-Password-Auth-Req TLV, Challenge

Basic-Password-Auth-Resp TLV, Response with both
user name and password) ->

optional additional exchanges (new pin mode,
password change etc.) ...
```



```
<- Crypto-Binding TLV (Request),  
    Result TLV (Success),  
    (Optional PAC TLV)
```

```
Crypto-Binding TLV(Response),  
Result TLV (Success),  
(PAC TLV Acknowledgment) ->
```

```
TLS channel torn down  
(messages sent in clear text)
```

```
<- EAP-Success
```

C.2. Failed Authentication

The following exchanges show a failed TEAP authentication due to wrong user credentials, the conversation will appear as follows:


```
Authenticating Peer      Authenticator
-----
                          <- EAP-Request/
                          Identity

EAP-Response/
Identity (MyID1) ->

                          <- EAP-Request/
                          EAP-Type=TEAP, V=1
                          (TEAP Start, S bit set, Authority-ID)

EAP-Response/
EAP-Type=TEAP, V=1
(TLS client_hello with
 PAC-Opaque in SessionTicket extension)->

                          <- EAP-Request/
                          EAP-Type=TEAP, V=1
                          (TLS server_hello,
                          (TLS change_cipher_spec,
                          TLS finished)

EAP-Response/
EAP-Type=TEAP, V=1 ->
(TLS change_cipher_spec,
 TLS finished)

TLS channel established
(messages sent within the TLS channel)

                          <- Basic-Password-Auth-Req TLV, Challenge

Basic-Password-Auth-Resp TLV, Response with both
user name and password) ->

                          <- Result TLV (Failure)

Result TLV (Failure) ->

TLS channel torn down
(messages sent in clear text)

                          <- EAP-Failure
```


C.3. Full TLS Handshake using Certificate-based Cipher Suite

In the case where an abbreviated TLS handshake is tried and failed and falls back to certificate based full TLS handshake occurs within TEAP Phase 1, the conversation will appear as follows:

```

Authenticating Peer      Authenticator
-----
                        <- EAP-Request/Identity

EAP-Response/
Identity (MyID1) ->

// Identity sent in the clear. May be a hint to help route
// the authentication request to EAP server, instead of the
// full user identity.

                        <- EAP-Request/
                        EAP-Type=TEAP, V=1
                        (TEAP Start, S bit set, Authority-ID)

EAP-Response/
EAP-Type=TEAP, V=1
(TLS client_hello
[PAC-Opaque extension])->

// Peer sends PAC-Opaque of Tunnel PAC along with a list of
// ciphersuites supported. If the server rejects the PAC-
// Opaque, it falls through to the full TLS handshake

                        <- EAP-Request/
                        EAP-Type=TEAP, V=1
                        (TLS server_hello,
                        TLS certificate,
                        [TLS server_key_exchange,]
                        [TLS certificate_request,]
                        TLS server_hello_done)

EAP-Response/
EAP-Type=TEAP, V=1
([TLS certificate,]
 TLS client_key_exchange,
[TLS certificate_verify,]
 TLS change_cipher_spec,
 TLS finished) ->

                        <- EAP-Request/
                        EAP-Type=TEAP, V=1
                        (TLS change_cipher_spec,
                        TLS finished,
                        EAP-Payload-TLV[EAP-Request/
                        Identity])

```



```

// TLS channel established
  (messages sent within the TLS channel)

// First EAP Payload TLV is piggybacked to the TLS Finished as
  Application Data and protected by the TLS tunnel

EAP-Payload-TLV
[EAP-Response/Identity (MyID2)]->

// identity protected by TLS.

                                <- EAP-Payload-TLV
                                [EAP-Request/EAP-Type=X]

EAP-Payload-TLV
[EAP-Response/EAP-Type=X] ->

// Method X exchanges followed by Protected Termination

                                <- Intermediate-Result-TLV (Success),
                                Crypto-Binding TLV (Request),
                                Result TLV (Success)

Intermediate-Result-TLV (Success),
Crypto-Binding TLV (Response),
Result-TLV (Success) ->

// TLS channel torn down
(messages sent in clear text)

                                <- EAP-Success

```

C.4. Client authentication during Phase 1 with identity privacy

In the case where a certificate based TLS handshake occurs within TEAP Phase 1, and client certificate authentication and identity privacy is desired, therefore TLS renegotiation is being used to transmit the peer credentials in the protected TLS tunnel, the conversation will appear as follows:

```

Authenticating Peer      Authenticator
-----
                                <- EAP-Request/Identity

EAP-Response/
Identity (MyID1) ->

// Identity sent in the clear. May be a hint to help route
  the authentication request to EAP server, instead of the

```



```
full user identity.

                                <- EAP-Request/
                                EAP-Type=TEAP, V=1
                                (TEAP Start, S bit set, Authority-ID)
EAP-Response/
EAP-Type=TEAP, V=1
(TLS client_hello)->

                                <- EAP-Request/
                                EAP-Type=TEAP, V=1
                                (TLS server_hello,
                                 TLS certificate,
                                 [TLS server_key_exchange,]
                                 [TLS certificate_request,]
                                 TLS server_hello_done)
EAP-Response/
EAP-Type=TEAP, V=1
(TLS client_key_exchange,
 TLS change_cipher_spec,
 TLS finished) ->

                                <- EAP-Request/
                                EAP-Type=TEAP, V=1
                                (TLS change_cipher_spec,
                                 TLS finished,
                                 EAP-Payload-TLV[EAP-Request/
                                 Identity])

// TLS channel established
// (EAP Payload messages sent within the TLS channel)

// peer sends TLS client_hello to request TLS renegotiation

TLS client_hello ->

                                <- TLS server_hello,
                                TLS certificate,
                                [TLS server_key_exchange,]
                                [TLS certificate_request,]
                                TLS server_hello_done
[TLS certificate,]
 TLS client_key_exchange,
[TLS certificate_verify,]
 TLS change_cipher_spec,
 TLS finished ->

                                <- TLS change_cipher_spec,
                                TLS finished,
```


Crypto-Binding TLV (Request),
Result TLV (Success)

Crypto-Binding TLV (Response),
Result-TLV (Success)) ->

//TLS channel torn down
(messages sent in clear text)

<- EAP-Success

C.5. Fragmentation and Reassembly

In the case where TEAP fragmentation is required, the conversation will appear as follows:

| Authenticating Peer | Authenticator |
|---|--|
| ----- | ----- |
| | <- EAP-Request/ Identity |
| EAP-Response/ Identity (MyID) -> | |
| | <- EAP-Request/ EAP-Type=TEAP, V=1 (TEAP Start, S bit set, Authority-ID) |
| EAP-Response/ EAP-Type=TEAP, V=1 (TLS client_hello)-> | |
| | <- EAP-Request/ EAP-Type=TEAP, V=1 (TLS server_hello, TLS certificate, [TLS server_key_exchange, [TLS certificate_request, TLS server_hello_done) (Fragment 1: L, M bits set) |
| EAP-Response/ EAP-Type=TEAP, V=1 -> | |
| | <- EAP-Request/ EAP-Type=TEAP, V=1 (Fragment 2: M bit set) |
| EAP-Response/ EAP-Type=TEAP, V=1 -> | |
| | <- EAP-Request/ |


```

                                EAP-Type=TEAP, V=1
                                (Fragment 3)
EAP-Response/
EAP-Type=TEAP, V=1
([TLS certificate,
 TLS client_key_exchange,
 [TLS certificate_verify,
  TLS change_cipher_spec,
  TLS finished)
(Fragment 1: L, M bits set)->

                                <- EAP-Request/
                                EAP-Type=TEAP, V=1
EAP-Response/
EAP-Type=TEAP, V=1
(Fragment 2)->

                                <- EAP-Request/
                                EAP-Type=TEAP, V=1
                                (TLS change_cipher_spec,
                                 TLS finished,
                                 [EAP-Payload-TLV[
                                  EAP-Request/Identity]])

// TLS channel established
// (messages sent within the TLS channel)

// First EAP Payload TLV is piggybacked to the TLS Finished as
// Application Data and protected by the TLS tunnel

EAP-Payload-TLV
[EAP-Response/Identity (MyID2)]->

// identity protected by TLS.

                                <- EAP-Payload-TLV
                                [EAP-Request/EAP-Type=X]

EAP-Payload-TLV
[EAP-Response/EAP-Type=X] ->

// Method X exchanges followed by Protected Termination

                                <- Intermediate-Result-TLV (Success),
                                Crypto-Binding TLV (Request),
                                Result TLV (Success)

Intermediate-Result-TLV (Success),
Crypto-Binding TLV (Response),
```


Result-TLV (Success) ->

// TLS channel torn down
(messages sent in clear text)

<- EAP-Success

C.6. Sequence of EAP Methods

When TEAP is negotiated, with a sequence of EAP method X followed by method Y, the conversation will occur as follows:

| Authenticating Peer | Authenticator |
|--|---|
| ----- | ----- |
| | <- EAP-Request/ Identity |
| EAP-Response/ Identity (MyID1) -> | |
| | <- EAP-Request/ EAP-Type=TEAP, V=1 (TEAP Start, S bit set, Authority-ID) |
| EAP-Response/ EAP-Type=TEAP, V=1 (TLS client_hello)-> | |
| | <- EAP-Request/ EAP-Type=TEAP, V=1 (TLS server_hello, TLS certificate, [TLS server_key_exchange,] [TLS certificate_request,] TLS server_hello_done) |
| EAP-Response/ EAP-Type=TEAP, V=1 ([TLS certificate,] TLS client_key_exchange, [TLS certificate_verify,] TLS change_cipher_spec, TLS finished) -> | |
| | <- EAP-Request/ EAP-Type=TEAP, V=1 (TLS change_cipher_spec, TLS finished, Identity-Type TLV, EAP-Payload-TLV[EAP-Request/Identity]) |


```
// TLS channel established
(messages sent within the TLS channel)

// First EAP Payload TLV is piggybacked to the TLS Finished as
Application Data and protected by the TLS tunnel

Identity_Type TLV
EAP-Payload-TLV
[EAP-Response/Identity] ->

        <- EAP-Payload-TLV
        [EAP-Request/EAP-Type=X]

EAP-Payload-TLV
[EAP-Response/EAP-Type=X] ->

        // Optional additional X Method exchanges...

        <- EAP-Payload-TLV
        [EAP-Request/EAP-Type=X]

EAP-Payload-TLV
[EAP-Response/EAP-Type=X]->

        <- Intermediate Result TLV (Success),
        Crypto-Binding TLV (Request),
        Identity-Type TLV,
        EAP Payload TLV [EAP-Type=Y],

// Next EAP conversation started after successful completion
of previous method X. The Intermediate-Result and Crypto-
Binding TLVs are sent in next packet to minimize round-
trips. In this example, identity request is not sent
before negotiating EAP-Type=Y.

// Compound MAC calculated using Keys generated from
EAP methods X and the TLS tunnel.

Intermediate Result TLV (Success),
Crypto-Binding TLV (Response),
EAP-Payload-TLV [EAP-Type=Y] ->

        // Optional additional Y Method exchanges...

        <- EAP Payload TLV [
        EAP-Type=Y]

EAP Payload TLV
```


[EAP-Type=Y] ->

```

    <- Intermediate-Result-TLV (Success),
       Crypto-Binding TLV (Request),
       Result TLV (Success)

```

```

Intermediate-Result-TLV (Success),
Crypto-Binding TLV (Response),
Result-TLV (Success) ->

```

```

// Compound MAC calculated using Keys generated from EAP
// methods X and Y and the TLS tunnel. Compound Keys
// generated using Keys generated from EAP methods X and Y;
// and the TLS tunnel.

```

```

// TLS channel torn down (messages sent in clear text)

```

```

    <- EAP-Success

```

C.7. Failed Crypto-binding

The following exchanges show a failed crypto-binding validation. The conversation will appear as follows:

| Authenticating Peer | Authenticator |
|--|---|
| ----- | ----- |
| | <- EAP-Request/ Identity |
| EAP-Response/ Identity (MyID1) -> | |
| | <- EAP-Request/ EAP-Type=TEAP, V=1 (TEAP Start, S bit set, Authority-ID) |
| EAP-Response/ EAP-Type=TEAP, V=1 (TLS client_hello without PAC-Opaque extension)-> | |
| | <- EAP-Request/ EAP-Type=TEAP, V=1 (TLS Server Key Exchange TLS Server Hello Done) |
| EAP-Response/ EAP-Type=TEAP, V=1 -> (TLS Client Key Exchange TLS change_cipher_spec, TLS finished) | |


```
<- EAP-Request/  
EAP-Type=TEAP, V=1  
(TLS change_cipher_spec  
  TLS finished)  
EAP-Payload-TLV[  
  EAP-Request/Identity])  
  
// TLS channel established  
  (messages sent within the TLS channel)  
  
// First EAP Payload TLV is piggybacked to the TLS Finished as  
  Application Data and protected by the TLS tunnel  
  
EAP-Payload TLV/  
EAP Identity Response ->  
  
    <- EAP Payload TLV, EAP-Request,  
      (EAP-MSCHAPV2, Challenge)  
  
EAP Payload TLV, EAP-Response,  
(EAP-MSCHAPV2, Response) ->  
  
    <- EAP Payload TLV, EAP-Request,  
      (EAP-MSCHAPV2, Success Request)  
  
EAP Payload TLV, EAP-Response,  
(EAP-MSCHAPV2, Success Response) ->  
  
    <- Intermediate-Result-TLV (Success),  
      Crypto-Binding TLV (Request),  
      Result TLV (Success)  
  
Intermediate-Result-TLV (Success),  
Result TLV (Failure)  
Error TLV with  
(Error Code = 2001) ->  
  
// TLS channel torn down  
  (messages sent in clear text)  
  
    <- EAP-Failure
```

C.8. Sequence of EAP Method with Vendor-Specific TLV Exchange

When TEAP is negotiated, with a sequence of EAP method followed by Vendor-Specific TLV exchange, the conversation will occur as follows:

| | |
|---------------------|---------------|
| Authenticating Peer | Authenticator |
|---------------------|---------------|


```

-----
EAP-Response/
Identity (MyID1) ->
                                <- EAP-Request/
                                Identity

                                <- EAP-Request/
                                EAP-Type=TEAP, V=1
                                (TEAP Start, S bit set, Authority-ID)

EAP-Response/
EAP-Type=TEAP, V=1
(TLS client_hello)->
                                <- EAP-Request/
                                EAP-Type=TEAP, V=1
                                (TLS server_hello,
                                 TLS certificate,
                                [TLS server_key_exchange,]
                                [TLS certificate_request,]
                                TLS server_hello_done)

EAP-Response/
EAP-Type=TEAP, V=1
([TLS certificate,]
 TLS client_key_exchange,
 [TLS certificate_verify,]
 TLS change_cipher_spec,
 TLS finished) ->
                                <- EAP-Request/
                                EAP-Type=TEAP, V=1
                                (TLS change_cipher_spec,
                                 TLS finished,
                                EAP-Payload-TLV[
                                EAP-Request/Identity])

// TLS channel established
// (messages sent within the TLS channel)

// First EAP Payload TLV is piggybacked to the TLS Finished as
// Application Data and protected by the TLS tunnel

EAP-Payload-TLV
[EAP-Response/Identity] ->
                                <- EAP-Payload-TLV
                                [EAP-Request/EAP-Type=X]

EAP-Payload-TLV
[EAP-Response/EAP-Type=X] ->

```



```

        <- EAP-Payload-TLV
        [EAP-Request/EAP-Type=X]

EAP-Payload-TLV
[EAP-Response/EAP-Type=X]->

        <- Intermediate Result TLV (Success),
        Crypto-Binding TLV (Request),
        Vendor-Specific TLV,

// Vendor Specific TLV exchange started after successful
// completion of previous method X. The Intermediate-Result
// and Crypto-Binding TLVs are sent with Vendor Specific TLV
// in next packet to minimize round-trips.

// Compound MAC calculated using Keys generated from
// EAP methods X and the TLS tunnel.

Intermediate Result TLV (Success),
Crypto-Binding TLV (Response),
Vendor-Specific TLV ->

    // Optional additional Vendor-Specific TLV exchanges...

        <- Vendor-Specific TLV

Vendor Specific TLV ->
        <- Result TLV (Success)

Result-TLV (Success) ->

// TLS channel torn down (messages sent in clear text)

        <- EAP-Success
```

[C.9.](#) Peer Requests Inner Method After Server Sends Result TLV

In the case where the peer is authenticated during Phase 1 and server sends back result TLV, but the peers wants to request another inner method, the conversation will appear as follows:

```

Authenticating Peer    Authenticator
-----
                        <- EAP-Request/Identity

EAP-Response/
Identity (MyID1) ->

// Identity sent in the clear. May be a hint to help route
```


the authentication request to EAP server, instead of the full user identity.

```

                                <- EAP-Request/
                                EAP-Type=TEAP, V=1
                                (TEAP Start, S bit set, Authority-ID)
EAP-Response/
EAP-Type=TEAP, V=1
(TLS client_hello)->
                                <- EAP-Request/
                                EAP-Type=TEAP, V=1
                                (TLS server_hello,
                                 TLS certificate,
                                 [TLS server_key_exchange,]
                                 [TLS certificate_request,]
                                 TLS server_hello_done)
EAP-Response/
EAP-Type=TEAP, V=1
[TLS certificate,]
  TLS client_key_exchange,
[TLS certificate_verify,]
  TLS change_cipher_spec,
  TLS finished ->
                                <- EAP-Request/
                                EAP-Type=TEAP, V=1
                                (TLS change_cipher_spec,
                                 TLS finished,
                                 Crypto-Binding TLV (Request),
                                 Result TLV (Success))

// TLS channel established
  (TLV Payload messages sent within the TLS channel)

Crypto-Binding TLV(Response),
Request-Action TLV
(Status=Failure, Action=Negotiate-EAP)->
                                <- EAP-Payload-TLV
                                [EAP-Request/Identity]

EAP-Payload-TLV
[EAP-Response/Identity] ->
                                <- EAP-Payload-TLV
                                [EAP-Request/EAP-Type=X]

EAP-Payload-TLV
[EAP-Response/EAP-Type=X] ->
```



```

        <- EAP-Payload-TLV
        [EAP-Request/EAP-Type=X]

EAP-Payload-TLV
[EAP-Response/EAP-Type=X]->

        <- Intermediate Result TLV (Success),
        Crypto-Binding TLV (Request),
        Result TLV (Success)

Intermediate Result TLV (Success),
Crypto-Binding TLV (Response),
Result-TLV (Success)) ->

//TLS channel torn down
(messages sent in clear text)

        <- EAP-Success

```

[C.10.](#) Channel Binding

The following exchanges show a successful TEAP authentication with basic password authentication and channel binding using Request-Action TLV, the conversation will appear as follows:

| Authenticating Peer | Authenticator |
|---|--|
| ----- | ----- |
| | <- EAP-Request/ Identity |
| EAP-Response/ Identity (MyID1) -> | |
| | <- EAP-Request/ EAP-Type=TEAP, V=1 (TEAP Start, S bit set, Authority-ID) |
| EAP-Response/ EAP-Type=TEAP, V=1 (TLS client_hello with PAC-Opaque in SessionTicket extension)-> | |
| | <- EAP-Request/ EAP-Type=TEAP, V=1 (TLS server_hello, (TLS change_cipher_spec, TLS finished) |
| EAP-Response/ | |

EAP-Type=TEAP, V=1 ->
(TLS change_cipher_spec,
TLS finished)

TLS channel established
(messages sent within the TLS channel)

<- Basic-Password-Auth-Req TLV, Challenge

Basic-Password-Auth-Resp TLV, Response with both
user name and password) ->

optional additional exchanges (new pin mode,
password change etc.) ...

<- Crypto-Binding TLV (Request),
Result TLV (Success),

Crypto-Binding TLV(Response),
Request-Action TLV
(Status=Failure, Action=Process-TLV,
TLV=Channel-Binding TLV)->

<- Channel-Binding TLV (Response),
Result TLV (Success),

Result-TLV (Success) ->

TLS channel torn down
(messages sent in clear text)

<- EAP-Success

Appendix D. Major Differences from Previous Revisions

D.1. Changes from -06

- 1 Removed Design Goals
- 2 Added restriction on ciphersuites that do not provide confidentiality in [section 3.2](#)
- 3 Added clarification of TLS unique used during certificate provisioning in [section 3.8.2](#)
- 4 Specified DER encoding for PKCS#7 and PKCS#10 TLVs
- 5 Removed details of PKCS#7 package to [RFC5652](#)

- 6 Moved [RFC 4851](#) to informative reference
- 7 Additional editorial changes to address Security AD review comments.

D.2. Changes from -05

- 1 [Section 3.3.3](#), clarified that Intermediate Result TLV and Crypto-Binding TLV MUST be exchanged after each EAP method, even with a single inner EAP method.
- 2 [Section 3.5](#), clarified that tls-unique is from Phase outer TLS tunnel before beginning of the Phase 2.
- 3 [Section 3.6.3](#), added text to handle processing inner method error.
- 4 [Section 3.8](#), added a section titled Peer Services, stressing mutual authentication before rest of peer services.
- 5 [Section 3.8](#),4, added a section describing channel binding flows.
- 6 [Section 7.6](#), changed SHOULD to MUST for matching server certificate realm portion.
- 7 Update references from I-Ds to RFCs.

D.3. Changes from -04

- 1 [Section 3.2](#), clarified that requesting new PAC in abbreviated handshake is not permitted.
- 2 [Section 3.6.2](#), clarified that TLS restart is not allowed for fatal Alerts.
- 3 [Section 3.6.3](#), added text to handle processing inner method error.
- 4 [Section 4.1](#), clarified Flags bit usage.
- 5 [Section 4.2.3](#), clarified Identity-Type TLV usage.
- 6 [Section 4.2.8](#), clarified mandatory bit in Vendor-Specific TLV.
- 7 [Section 4.2.13](#), added Compound MAC presence indicator in Crypto-Binding TLV.

D.4. Changes from -03

- 1 [Section 4.1](#), added optional Outer TLV Length field and flag in TEAP packet format.
- 2 [Section 4.3](#), added TLV processing rules and rules for outer TLVs.
- 3 [Section 5.2](#), changed IMCK generation from MSK based to either EMSK or MSK with corresponding rules.
- 4 [Section 4.2.13](#), introduced two Compound MAC fields for Crypto-Binding TLV.
- 5 [Section 3.4](#), clarified that all authenticated Peer-Ids, Server-Ids and their identity types need to be exported.
- 6 [Section 5.1](#), changed TLS Keying Material Exporter label to "EXPORTER: teap session key seed".
- 7 [Section 4.2.9](#), clarified Request-Action TLV processing.

D.5. Changes from -02

- 1 [Section 3.3.3](#), clarified protected termination and use of crypto-binding TLV.
- 2 [Section 3.5](#), changed Session ID to use tls-unique and added reference to [RFC5247](#).
- 3 [Section 3.9](#), added the use of tls-unique to the certificate enrollment request.
- 4 [Section 4.2.9](#), modified Request-Action TLV to include Status code and optional TLVs.
- 5 [Section 3.4](#), clarified that all authenticated Peer-Ids need to be exported.
- 6 [Section 5.1](#), changed TLS Keying Material Exporter label to "teap session key seed".
- 7 [Section 5.2](#), changed Intermediate Compound Key Derivation from MSK to EMSK generated by inner method.
- 8 [Section 6](#), added missing IANA considerations.
- 9 [Section 7.3](#), added more security considerations for separation of Phase 1 and Phase 2 servers.

- 10 [Appendix C](#), updated examples with Request-Action TLV, channel binding, and sending certificate after TLS renegotiation.

[D.6.](#) Changes from -01

- 1 In Version Negotiation section, clarified what the peer needs to do if the supported version is higher than what the server proposed.
- 2 [Section 3.2](#), clarified the requirement for using anonymous cipher suites.
- 3 Clarified that Crypto-binding TLV is always exchanged and validated, even without inner methods.
- 4 [Section 3.4](#), clarified that all authenticated Peer-Ids need to be exported.
- 5 Clarified that channel-binding TLV can be used to transmit data bidirectionally.
- 6 Updated obsolete RFC references
- 7 Renumbered TLVs to eliminate gaps
- 8 Updated examples with basic password authentication TLVs.
- 9 Added Certificate Provisioning Within the Tunnel.
- 10 Added Server Unauthenticated Provisioning Mode.

[D.7.](#) Changes from -00

- 1 Changed protocol name to TEAP: Tunnel EAP Method
- 2 Changed version of protocol to version 1
- 3 Revised introduction
- 4 Moved differences section to appendix
- 5 Revised design goals [section](#)
- [6](#) Revised PAC definition
- 7 Revised protocol description to be in line with [RFC 5077](#) PAC distribution

- 8 Revised EAP Sequences [Section](#)
- 9 Added section on PAC provisioning within tunnel
- 10 Added outer TLVs to the message format
- 11 Renumbered TLVs
- 12 Included PAC TLVs
- 13 Added Authority ID TLV
- 14 Added PKCS#7 and server trust root TLV definitions
- 15 Added PKCS#10 TLV
- 16 PKCS#10 TLV
- 17 Added EAP-Type and outer TLVs to crypto binding compound MAC

Authors' Addresses

Hao Zhou
Cisco Systems
4125 Highlander Parkway
Richfield, OH 44286
US

EMail: hzhou@cisco.com

Nancy Cam-Winget
Cisco Systems
3625 Cisco Way
San Jose, CA 95134
US

EMail: ncamwing@cisco.com

Joseph Salowey
Cisco Systems
2901 3rd Ave
Seattle, WA 98121
US

EMail: jsalowey@cisco.com

Stephen Hanna
Juniper Networks
79 Parsons Street
Brighton, MA 02135
US

EMail: shanna@juniper.net