

FEC Framework
Internet-Draft
Intended status: Standards Track
Expires: September 2, 2012

M. Watson
Netflix
T. Stockhammer
Nomor Research
M. Luby
Qualcomm Incorporated
March 1, 2012

**Raptor FEC Schemes for FECFRAME
draft-ietf-fecframe-raptor-10**

Abstract

This document describes Fully-Specified Forward Error Correction (FEC) Schemes for the Raptor and RaptorQ codes and their application to reliable delivery of media streams in the context of FEC Framework. The Raptor and RaptorQ codes are systematic codes, where a number of repair symbols are generated from a set of source symbols and sent in one or more repair flows in addition to the source symbols that are sent to the receiver(s) within a source flow. The Raptor and RaptorQ codes offer close to optimal protection against arbitrary packet losses at a low computational complexity. Six FEC Schemes are defined, two for protection of arbitrary packet flows, two that are optimised for small source blocks and another two for protection of a single flow that already contains a sequence number. Repair data may be sent over arbitrary datagram transport (e.g. UDP) or using RTP.

Status of this Memo

This Internet-Draft is submitted in full conformance with the provisions of [BCP 78](#) and [BCP 79](#).

Internet-Drafts are working documents of the Internet Engineering Task Force (IETF). Note that other groups may also distribute working documents as Internet-Drafts. The list of current Internet-Drafts is at <http://datatracker.ietf.org/drafts/current/>.

Internet-Drafts are draft documents valid for a maximum of six months and may be updated, replaced, or obsoleted by other documents at any time. It is inappropriate to use Internet-Drafts as reference material or to cite them other than as "work in progress."

This Internet-Draft will expire on September 2, 2012.

Copyright Notice

Copyright (c) 2012 IETF Trust and the persons identified as the document authors. All rights reserved.

This document is subject to [BCP 78](http://trustee.ietf.org/license-info) and the IETF Trust's Legal Provisions Relating to IETF Documents (<http://trustee.ietf.org/license-info>) in effect on the date of publication of this document. Please review these documents carefully, as they describe your rights and restrictions with respect to this document. Code Components extracted from this document must include Simplified BSD License text as described in Section 4.e of the Trust Legal Provisions and are provided without warranty as described in the Simplified BSD License.

This document may contain material from IETF Documents or IETF Contributions published or made publicly available before November 10, 2008. The person(s) controlling the copyright in some of this material may not have granted the IETF Trust the right to allow modifications of such material outside the IETF Standards Process. Without obtaining an adequate license from the person(s) controlling the copyright in such materials, this document may not be modified outside the IETF Standards Process, and derivative works of it may not be created outside the IETF Standards Process, except to format it for publication as an RFC or to translate it into languages other than English.

Table of Contents

1.	Introduction	5
2.	Document Outline	6
3.	Requirements Notation	6
4.	Definitions and Abbreviations	6
4.1.	Definitions	7
4.2.	Abbreviations	7
5.	General procedures for Raptor FEC Schemes	7
6.	Raptor FEC Schemes for arbitrary packet flows	9
6.1.	Introduction	9
6.2.	Formats and Codes	9
6.2.1.	FEC Framework Configuration Information	9
6.2.2.	Source FEC Payload ID	10
6.2.3.	Repair FEC Payload ID	11
6.3.	Procedures	12
6.3.1.	Source symbol construction	12
6.3.2.	Repair packet construction	13
6.4.	FEC Code Specification	13
7.	Optimised Raptor FEC Scheme for arbitrary packet flows	13
7.1.	Introduction	13
7.2.	Formats and Codes	14
7.2.1.	FEC Framework Configuration Information	14
7.2.2.	Source FEC Payload ID	14
7.2.3.	Repair FEC Payload ID	14
7.3.	Procedures	14
7.3.1.	Source symbol construction	14
7.3.2.	Repair packet construction	15
7.4.	FEC Code Specification	15
8.	Raptor FEC Scheme for a single sequenced flow	15
8.1.	Formats and codes	15
8.1.1.	FEC Framework Configuration Information	15
8.1.2.	Source FEC Payload ID	16
8.1.3.	Repair FEC Payload ID	16
8.2.	Procedures	17
8.2.1.	Source symbol construction	17
8.2.2.	Derivation of Source FEC Packet Identification Information	18
8.2.3.	Repair packet construction	19
8.2.4.	Procedures for RTP source flows	19
8.3.	FEC Code Specification	19
9.	Security Considerations	19
10.	Session Description Protocol (SDP) Signaling	19
11.	Congestion Control Considerations	20
12.	IANA Considerations	20
12.1.	Registration of FEC Scheme IDs	20
13.	Acknowledgements	21
14.	References	22

14.1.	Normative References	22
14.2.	Informative References	22
	Authors' Addresses	22

1. Introduction

The FEC Framework [[RFC6363](#)] describes a general framework for the use of Forward Error Correction in association with arbitrary packet flows. Modeled after the FEC Building Block developed by the IETF Reliable Multicast Transport working group [[RFC5052](#)], the FEC Framework defines the concept of FEC Schemes which provide specific Forward Error Correction schemes. This document describes six FEC Schemes which make use of the Raptor and RaptorQ FEC codes as defined in [[RFC5053](#)] and [[RFC6330](#)].

The FEC protection mechanism is independent of the type of the source data, which can be an arbitrary sequence of packets, including for example audio or video data. In general, the operation of the protection mechanism is as follows:

- o The sender determines a set of source packets (a source block) to be protected together based on the FEC Framework Configuration Information.
- o The sender arranges the source packets into a set of source symbols, each of which is the same size.
- o The sender applies the Raptor/RaptorQ protection operation on the source symbols to generate the required number of repair symbols.
- o The sender packetizes the repair symbols and sends the repair packet(s) and the source packets to the receiver(s). Per the FEC Framework requirements, the sender MUST transmit the source and repair packets in different source and repair flows, or in the case RTP transport is used for repair packets, in different RTP streams.
- o At the receiver side, if all of the source packets are successfully received, there is no need for FEC recovery and the repair packets are discarded. However, if there are missing source packets, the repair packets can be used to recover the missing information.

The operation of the FEC mechanism requires that the receiver can identify the relationships between received source packets and repair packets and in particular which source packets are missing. In many cases, data already exists in the source packets which can be used to refer to source packets and to identify which packets are missing. In this case we assume it is possible to derive a "sequence number" directly or indirectly from the source packets and this sequence number can be used within the FEC Scheme. This case is referred to as a "single sequenced flow". In this case the FEC Source Payload ID

defined in [[RFC6363](#)] is empty and the source packets are not modified by the application of FEC, with obvious backwards compatibility advantages.

Otherwise, it is necessary to add data to the source packets for FEC purposes in the form of a non-empty FEC Source Payload ID. This case is referred to as the "arbitrary packet flow" case. Accordingly, this document defines six FEC Schemes, two for the case of a single sequenced flow and four for the case of arbitrary packet flows.

2. Document Outline

This document is organised as follows:

- o [Section 5](#) defines general procedures applicable to the use of the Raptor and RaptorQ codes in the context of the FEC Framework.
- o [Section 6](#) defines an FEC Scheme for the case of arbitrary source flows and follows the format defined for FEC Schemes in [[RFC6363](#)]. When used with Raptor codes, this scheme is equivalent to that defined in "3GPP TS 26.346: Multimedia Broadcast/Multicast Service (MBMS); Protocols and codecs" [[MBMSTS](#)].
- o [Section 7](#) defines an FEC Scheme similar to that defined in [Section 6](#) but with optimisations for the case where only limited source block sizes are required. When used with Raptor codes, this scheme is equivalent to that defined in "ETSI TS 102.034: Digital Video Broadcasting (DVB); Transport of MPEG-2 Based DVB Services over IP Based" Networks[dvbt] for arbitrary packet flows.
- o [Section 8](#) defines an FEC Scheme for the case of a single flow which is already provided with a source packet sequence number. When used with Raptor codes, this scheme is equivalent to that defined in [[dvbts](#)] for the case of a single sequenced flow.

3. Requirements Notation

The key words "MUST", "MUST NOT", "REQUIRED", "SHALL", "SHALL NOT", "SHOULD", "SHOULD NOT", "RECOMMENDED", "MAY", and "OPTIONAL" in this document are to be interpreted as described in [[RFC2119](#)].

4. Definitions and Abbreviations

The definitions, notations and abbreviations commonly used in this

document are summarized in this section.

4.1. Definitions

This document uses definitions that apply to FEC Framework in general as defined in [[RFC6363](#)]. In addition, this document uses the following definitions:

Symbol: A unit of data. Its size, in octets, is referred to as the symbol size.

FEC Framework Configuration Information: Information that controls the operation of the FEC Framework. Each FEC Framework instance has its own configuration information.

4.2. Abbreviations

This document uses abbreviations that apply to FEC Framework in general as defined in [[RFC6363](#)]. In addition, this document uses the following abbreviations

FSSI: FEC-Scheme-Specific Information.

SS-FSSI: Sender-Side FEC-Scheme-Specific Information.

RS-FSSI: Receiver-Side FEC-Scheme-Specific Information.

ADUI: Application Data Unit Information.

SPI: Source Packet Information.

MSBL Maximum Source Block Length

5. General procedures for Raptor FEC Schemes

This section specifies general procedures which apply to all Raptor and RaptorQ FEC Schemes, specifically the construction of source symbols from a set of source transport payloads. As described in [[RFC6363](#)] for each Application Data Unit (ADU) in a source block, the FEC Scheme is provided with:

- o A description of the source data flow with which the ADU is associated and an integer identifier associated with that flow.
- o The ADU itself.

- o The length of the ADU.

For each ADU, we define the Application Data Unit Information (ADUI) as follows:

Let

- o n be the number of ADUs in the source block.
- o T be the source symbol size in octets. Note: this information is provided by the FEC Scheme as defined below.
- o i the index to the $(i+1)$ -th ADU to be added to the source block, $0 \leq i < n$.
- o $f[i]$ denote the integer identifier associated with the source data flow from which the i -th ADU was taken.
- o $F[i]$ denote a single octet representing the value of $f[i]$.
- o $l[i]$ be a length indication associated with the i -th ADU - the nature of the length indication is defined by the FEC Scheme.
- o $L[i]$ denote two octets representing the value of $l[i]$ in network byte order (high order octet first) of the i -th ADU.
- o $R[i]$ denote the number of octets in the $(i+1)$ -th ADU.
- o $s[i]$ be the smallest integer such that $s[i]*T \geq (l[i]+3)$. Note $s[i]$ is the length of SPI[i] in units of symbols of size T octets.
- o $P[i]$ denote $s[i]*T - (l[i]+3)$ zero octets. Note: $P[i]$ are padding octets to align the start of each UDP packet with the start of a symbol.
- o ADUI[i] be the concatenation of $F[i]$, $L[i]$, $R[i]$ and $P[i]$.

Then, a source data block is constructed by concatenating ADUI[i] for $i = 0, 1, 2, \dots, n-1$. The source data block size, S , is then given by $\sum \{s[i]*T, i=0, \dots, n-1\}$. Symbols are allocated integer Encoding Symbol IDs consecutively starting from zero within the source block. Each ADU is associated with the Encoding Symbol ID of the first symbol containing SPI for that packet. Thus, the Encoding Symbol ID value associated with the j -th source packet, $ESI[j]$, is given by $ESI[j] = 0$, for $j=0$ and $ESI[j] = \sum \{s[i], i=0, \dots, (j-1)\}$, for $0 < j < n$.

Source blocks are identified by integer Source Block Numbers. This

specification does not specify how Source Block Numbers are allocated to source blocks. The Source FEC Packet Identification Information consists of the identity of the source block and the Encoding Symbol ID associated with the packet.

6. Raptor FEC Schemes for arbitrary packet flows

6.1. Introduction

This section specifies an FEC Scheme for the application of the Raptor and RaptorQ codes to arbitrary packet flows. This scheme is recommended in scenarios where maximal generality is required.

When used with the Raptor codes specified in [[RFC5053](#)], this scheme is equivalent to that specified in [[MBMSTS](#)].

6.2. Formats and Codes

6.2.1. FEC Framework Configuration Information

6.2.1.1. FEC Scheme ID

The value of the FEC Scheme ID for the fully-specified FEC scheme defined in this section is XXX1 when [[RFC5053](#)] is used and XXX2 when [[RFC6330](#)] is used, as assigned by IANA.

NOTE: To the RFC Editor: please change these XXX notations once assigned, and remove this NOTE.

6.2.1.2. Scheme-Specific Elements

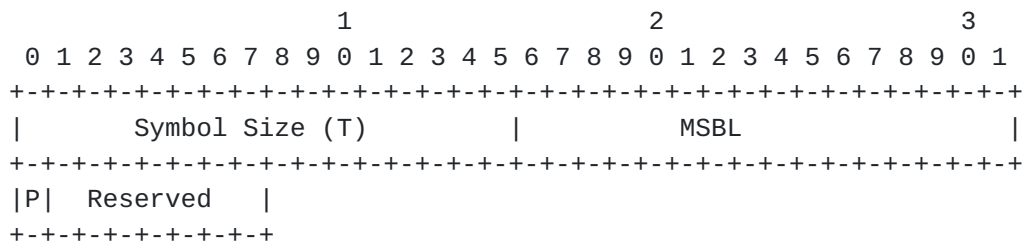
The scheme-specific elements of the FEC Framework Configuration information for this scheme are as follows:

MSBL Value range: A decimal non-negative integer less than 8192 for FEC Scheme XXX1 and less than 56403 for FEC Scheme XXX2, in units of symbols

Encoding Symbol Size Name: "T", Value range: A decimal non-negative integer less than 65536, in units of octets

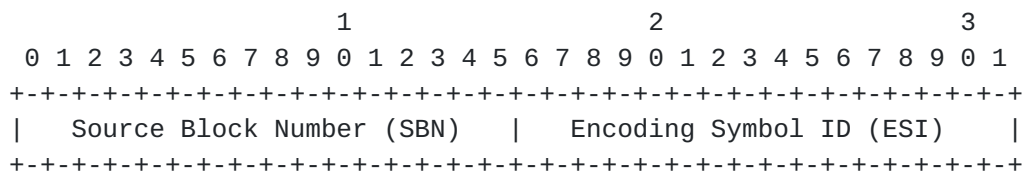
Payload ID Format Name: "P", Value range: "A" or "B"

An encoding format for The MSBL and Encoding Symbol Size is defined below.



The P bit shall be set to zero to indicate Payload ID Format A or to one to indicate Payload ID Format B. The last octet of FEC Scheme Specific Information may be omitted indicating that Payload ID Format A is in use. The Payload ID Format identifier defines which of the Source FEC Payload ID and Repair FEC Payload ID formats defined below shall be used. Payload ID Format B SHALL NOT be used for FEC Scheme XXX1. The two formats enable different use cases. Format A is appropriate in case the stream has many typically smaller source blocks and Format B is applicable if the stream has fewer large source blocks each with many encoding symbols.

This scheme makes use of an Explicit Source FEC Payload ID, which is appended to the end of the source packets. Two formats are defined for the Source FEC Payload ID, format A and format B. The format that is used is signaled as part of the FEC Framework Configuration Information.



Source Block Number (SBN), (16 bits): An integer identifier for the source block that the source data within the packet relates to.

The Source FEC Payload ID for format B is provided in Figure 3.

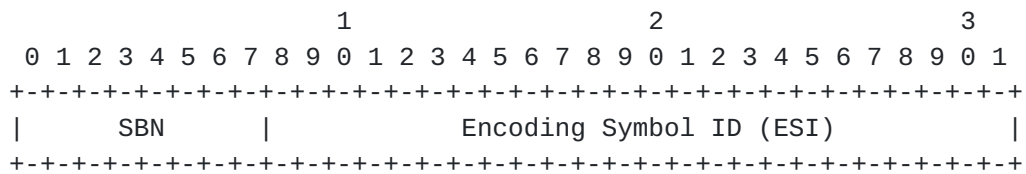


Figure 3: Source FEC Payload ID - Format B

Source Block Number (SBN), (8 bits): An integer identifier for the source block that the source data within the packet relates to.

Encoding Symbol ID (ESI), (24 bits): The starting symbol index of the source packet in the source block.

6.2.3. Repair FEC Payload ID

Two formats for the Repair FEC Payload ID, Format A and Format B are defined below.

The Repair FEC Payload ID for format A is provided in Figure 4.

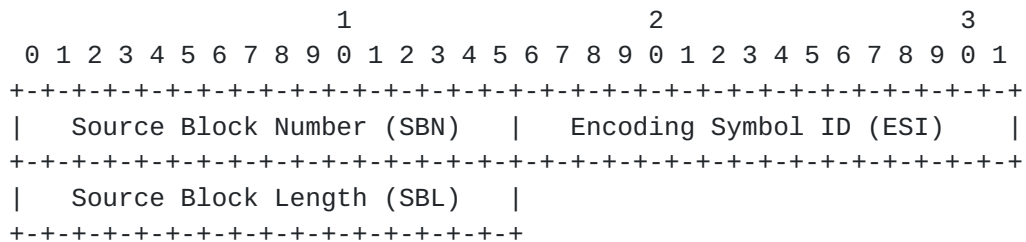


Figure 4: Repair FEC Payload ID - Format A

Source Block Number (SBN), (16 bits) An integer identifier for the source block that the repair symbols within the packet relate to. For format A, it is of size 16 bits.

Encoding Symbol ID (ESI), (16 bits) Integer identifier for the encoding symbols within the packet.

Source Block Length (SBL), (16 bits) The number of source symbols in the source block.

The Repair FEC Payload ID for format B is provided in Figure 5.

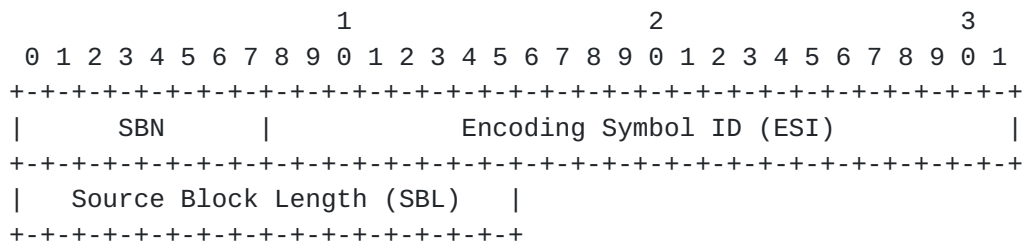


Figure 5: Repair FEC Payload ID - Format B

Source Block Number (SBN), (8 bits) An integer identifier for the source block that the repair symbols within the packet relate to. For format B, it is of size 8 bits.

Encoding Symbol ID (ESI), (24 bits) Integer identifier for the encoding symbols within the packet.

Source Block Length (SBL), (16 bits) The number of source symbols in the source block.

The interpretation of the Source Block Number, Encoding Symbol Identifier and Source Block Length is defined by the FEC Code Specification in [[RFC5053](#)] for FEC Scheme XXX1 and [[RFC6330](#)] for FEC Scheme XXX2.

6.3. Procedures

6.3.1. Source symbol construction

FEC Scheme XXX1 and FEC Scheme XXX2 use the procedures defined in [Section 5](#) to construct a set of source symbols to which the FEC code can be applied. The sender MUST allocate Source Block Numbers to source blocks sequentially, wrapping around to zero after Source Block Number 65535 (Format A) or 255 (Format B).

During the construction of the source block:

- o the length indication, $l[i]$, included in the Source Packet Information for each packet shall be the transport payload length, i.e. the length of the ADU.
- o the value of $s[i]$ in the construction of the Source Packet Information for each packet shall be the smallest integer such that $s[i]*T \geq (l[i]+3)$.

6.3.2. Repair packet construction

For FEC Scheme XXX1, the ESI value placed into a repair packet is calculated as specified in [Section 5.3.2 of \[RFC5053\]](#).

For FEC Scheme XXX2 [[RFC6330](#)], the ESI value placed into a repair packet is calculated as specified in [Section 4.4.2 of \[RFC6330\]](#).

In both cases K is identical to SBL.

6.4. FEC Code Specification

The FEC encoder defined in [[RFC5053](#)] SHALL be used for FEC Scheme XXX1 and the FEC encoder defined in [[RFC6330](#)] SHALL be used for FEC Scheme XXX2. For both FEC Scheme XXX1 and FEC Scheme XXX2, the source symbols passed to the FEC encoder SHALL consist of the source symbols constructed according to [Section 6.3.1](#). Thus the value of the parameter K used by the FEC encoder (equal to the Source Block Length) may vary amongst the blocks of the stream but SHALL NOT exceed the Maximum Source Block Length signaled in the FEC Scheme-specific information. The symbol size, T, to be used for source block construction and the repair symbol construction is equal to the Encoding Symbol Size signaled in the FEC Scheme Specific Information.

7. Optimised Raptor FEC Scheme for arbitrary packet flows

7.1. Introduction

This section specifies a slightly modified version of the FEC Scheme specified in [Section 6](#) which is applicable to scenarios in which only relatively small block sizes will be used. These modifications admit substantial optimisations to both sender and receiver implementations.

In outline, the modifications are:

- o All source blocks within a stream are encoded using the same source block size. Code shortening is used to encode blocks of different sizes. This is achieved by padding every block to the required size using zero symbols before encoding. The zero symbols are then discarded after decoding. The source block size to be used for a stream is signaled in the Maximum Source Block Length (MSBL) field of the scheme-specific information. This allows for efficient parallel encoding of multiple streams. Note that the padding operation is equivalent to the padding operation in [[RFC6330](#)] with K' the specified MSBL and K the actual source block length K.

- o The possible choices of the MSBL for a stream is restricted to a small specified set. This allows explicit operation sequences for encoding and decoding the restricted set of source block lengths to be pre-calculated and embedded in software or hardware.

When used with the Raptor codes specified in [[RFC5053](#)], this scheme is equivalent to that specified in [[dvbts](#)] for arbitrary packet flows.

[7.2.](#) Formats and Codes

[7.2.1.](#) FEC Framework Configuration Information

[7.2.1.1.](#) FEC Scheme ID

The value of the FEC Scheme ID for the fully-specified FEC scheme defined in this section is XXX3 when [[RFC5053](#)] is used and XXX4 when [[RFC6330](#)] is used, as assigned by IANA.

NOTE: To the RFC Editor: please change these XXX notations once assigned, and remove this NOTE.

[7.2.1.2.](#) FEC Scheme specific information

The same as specified for FEC Scheme XXX1 for FEC Scheme XXX3, and the same as specified for FEC Scheme XXX2 for FEC Scheme XXX4, as specified in [Section 6.2.2](#), except that the MSBL value is as defined in [Section 7.4](#).

[7.2.2.](#) Source FEC Payload ID

The same as specified for FEC Scheme XXX1 for FEC Scheme XXX3, and the same as specified for FEC Scheme XXX2 for FEC Scheme XXX4, as specified in [Section 6.2.2](#).

[7.2.3.](#) Repair FEC Payload ID

The same as specified for FEC Scheme XXX1 for FEC Scheme XXX3, and the same as specified for FEC Scheme XXX2 for FEC Scheme XXX4, as specified in [Section 6.2.3](#).

[7.3.](#) Procedures

[7.3.1.](#) Source symbol construction

See [Section 6.3.1](#).

7.3.2. Repair packet construction

The number of repair symbols contained within a repair packet is computed from the packet length. The ESI value placed into a repair packet is calculated as $X + \text{MSBL} - \text{SBL}$, where X would be the ESI value of the repair packet if the ESI were calculated as specified in [Section 5.3.2 of \[RFC5053\]](#) for FEC Scheme XXX3 and as specified in [Section 4.4.2 of \[RFC6330\]](#) for FEC Scheme XXX4, where $K=\text{SBL}$. The value of SBL SHALL be at most the value of MSBL.

7.4. FEC Code Specification

The FEC encoder defined in [\[RFC5053\]](#) SHALL be used for FEC Scheme XXX3 and the FEC encoder defined in [\[RFC6330\]](#) SHALL be used for FEC Scheme XXX4. The source symbols passed to the FEC encoder SHALL consist of the source symbols constructed according to [Section 6.3.1](#) extended with zero or more padding symbols such that the total number of symbols in the source block is equal to the MSBL signaled in the FEC Scheme Specific Information. Thus the value of the parameter K used by the FEC encoded is equal to the MSBL for all blocks of the stream. Padding symbols shall consist entirely of octets set to the value zero. The symbol size, T, to be used for source block construction and the repair symbol construction is equal to the Encoding Symbol Size signaled in the FEC Scheme Specific Information.

For FEC Scheme XXX3, the parameter T SHALL be set such that the number of source symbols in any source block is at most 8192. The MSBL parameter - and hence the number of symbols used in the FEC Encoding and Decoding operations - SHALL be set to one of the following values:

101, 120, 148, 164, 212, 237, 297, 371, 450, 560, 680, 842, 1031, 1139, 1281

For FEC Scheme XXX4, the parameter T SHALL be set such that the number of source symbols in any source block is less than 56403. The MSBL parameter SHALL be set to one of the supported values for K' defined in [Section 5.6 of \[RFC6330\]](#).

8. Raptor FEC Scheme for a single sequenced flow

8.1. Formats and codes

8.1.1. FEC Framework Configuration Information

8.1.1.1. FEC Scheme ID

The value of the FEC Scheme ID for the fully-specified FEC scheme defined in this section is XXX5 when [\[RFC5053\]](#) is used and XXX6 when [\[RFC6330\]](#) is used, as assigned by IANA.

NOTE: To the RFC Editor: please change these XXX notations once assigned, and remove this NOTE.

8.1.1.2. Scheme-specific elements

The same as specified for FEC Scheme XXX1 for FEC Scheme XXX5, and the same as specified for FEC Scheme XXX2 for FEC Scheme XXX6, as specified in [Section 6.2.1.2](#).

8.1.2. Source FEC Payload ID

The Source FEC Payload ID field is not used by this FEC Scheme. Source packets are not modified by this FEC Scheme.

8.1.3. Repair FEC Payload ID

Two formats for the Repair FEC Payload ID are defined, Format A and Format B.

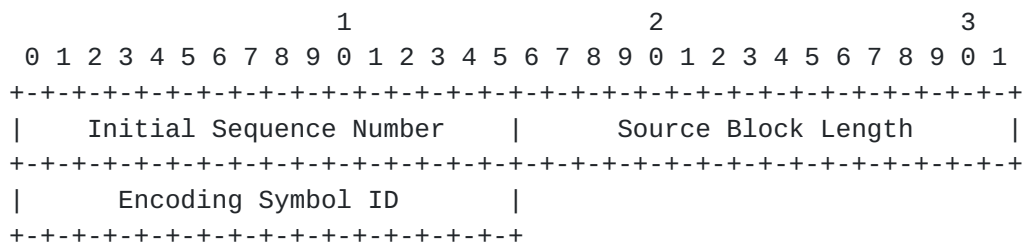


Figure 6: Repair FEC Payload ID - Format A

Initial Sequence Number (Flow i ISN) - 16 bits This field specifies the lowest 16 bits of the sequence number of the first packet to be included in this sub-block. If the sequence numbers are shorter than 16 bits then the received Sequence Number SHALL be logically padded with zero bits to become 16 bits in length respectively.

Source Block Length (SBL) - 16 bits This field specifies the length of the source block in symbols.

- o the length indication, $l[i]$, included in the Source Packet Information for each packet shall be dependent on the protocol carried within the transport payload. Rules for RTP are specified below.
- o the value of $s[i]$ in the construction of the Source Packet Information for each packet shall be the smallest integer such that $s[i] \cdot T \geq (l[i] + 3)$

8.2.2. Derivation of Source FEC Packet Identification Information

The Source FEC Packet Identification Information for a source packet is derived from the sequence number of the packet and information received in any repair FEC packet belonging to this Source Block. Source blocks are identified by the sequence number of the first source packet in the block. This information is signaled in all repair FEC packets associated with the source block in the Initial Sequence Number field.

The length of the Source Packet Information (in octets) for source packets within a source block is equal to length of the payload containing encoding symbols of the repair packets (i.e. not including the Repair FEC Payload ID) for that block, which MUST be the same for all repair packets. The Application Data Unit Information Length (ADUIL) in symbols is equal to this length divided by the Encoding Symbol Size (which is signaled in the FEC Framework Configuration Information). The set of source packets which are included in the source block is determined from the Initial Sequence Number (ISN) and Source Block Length (SBL) as follows:

Let,

- o I be the Initial Sequence Number of the source block
- o LP be the Source Packet Information Length in symbols
- o LB be the Source Block Length in symbols

Then, source packets with sequence numbers from I to I +(LB/LP)-1 inclusive are included in the source block. The Source Block Length LB MUST be chosen such that it is at least as large as the largest Source Packet Information Length LP.

Note that if no FEC repair packets are received then no FEC decoding is possible and it is unnecessary for the receiver to identify the Source FEC Packet Identification Information for the source packets.

The Encoding Symbol ID for a packet is derived from the following information:

- o The sequence number, N_s , of the packet
- o The Source Packet Information Length for the source block, LP
- o The Initial Sequence Number of the source block, I

Then the Encoding Symbol ID for packet with sequence number N_s is

determined by the following formula:

$$ESI = (Ns - I) * LP$$

Note that all repair packet associated to a given Source Block MUST contain the same Source Block Length and Initial Sequence Number.

Note also that the source packet flow processed by the FEC encoder MUST have consecutive sequence numbers. In case the incoming source packet flow has a gap in the sequence numbers then implementors SHOULD insert an ADU in the source block that complies to the format of the source packet flow, but is ignored at the application with high probability. For additional guidelines refer to [\[RFC6363\]](#), [Section 10.2](#), paragraph 5.

[8.2.3.](#) Repair packet construction

See [Section 7.3.2](#)

[8.2.4.](#) Procedures for RTP source flows

In the specific case of RTP source packet flows, then the RTP Sequence Number field SHALL be used as the sequence number in the procedures described above. The length indication included in the Application Data Unit Information SHALL be the RTP payload length plus the length of the CSRCs, if any, the RTP Header Extension, if present, and the RTP padding octets, if any. Note that this length is always equal to the UDP payload length of the packet minus 12.

[8.3.](#) FEC Code Specification

The same as specified for FEC Scheme XXX3 for FEC Scheme XXX5, and the same as specified for FEC Scheme XXX4 for FEC Scheme XXX6, as specified in [Section 7.4](#).

[9.](#) Security Considerations

For the general security considerations related to the use of FEC, refer to [\[RFC6363\]](#). No security vulnerabilities specific to this document have been identified.

[10.](#) Session Description Protocol (SDP) Signaling

This section provides an SDP [\[RFC4566\]](#) example. The syntax follows the definition in [\[RFC6364\]](#). Assume we have one source video stream (mid:S1) and one FEC repair stream (mid:R1). We form one FEC group

with the "a=group:FEC-FR S1 R1" line. The source and repair streams are sent to the same port on different multicast groups. The repair window is set to 200 ms.

```
v=0
o=ali 1122334455 1122334466 IN IP4 fec.example.com
s=Raptor FEC Example
t=0 0
a=group:FEC-FR S1 R1
m=video 30000 RTP/AVP 100
c=IN IP4 233.252.0.1/127
a=rtpmap:100 MP2T/90000
a=fec-source-flow: id=0
a=mid:S1
m=application 30000 UDP/FEC
c=IN IP4 233.252.0.2/127
a=fec-repair-flow: encoding-id=6; fssi=Kmax:8192,T:128,P:A
a=repair-window:200ms
a=mid:R1
```

11. Congestion Control Considerations

For the general congestion control considerations related to the use of FEC, refer to [[RFC6363](#)].

12. IANA Considerations

12.1. Registration of FEC Scheme IDs

The value of FEC Scheme IDs is subject to IANA registration. For general guidelines on IANA considerations as they apply to this document, refer to [[RFC6363](#)].

This document registers six values in the FEC Framework (FECFRAME) FEC Encoding IDs registry (<http://www.iana.org/assignments/rmt-fec-parameters/rmt-fec-parameters.xml#fecframe-fec-encoding-ids>) as provided in Table 1. Each value refers to a fully-specified FEC scheme.

NOTE: To the RFC Editor: please change these XXX notations once assigned, and remove this NOTE.

FEC Encoding ID	FEC Scheme Description	Reference
XXX1	Raptor FEC Scheme for Arbitrary Packet Flows	Section 6 in this document using [RFC5053]
XXX2	RaptorQ FEC Scheme for Arbitrary Packet Flows	Section 6 in this document using [RFC6330] .
XXX3	Raptor FEC Scheme Optimised for Arbitrary Packet Flows	Section 7 in this document using Raptor [RFC5053] .
XXX4	RaptorQ FEC Scheme Optimised for Arbitrary Packet Flows	XXX4 for the Optimised RaptorQ FEC Scheme for Arbitrary Packet Flows (Section 7) using RaptorQ [RFC6330] .
XXX5	Raptor FEC Scheme for a single sequence flow	XXX5 for the Raptor FEC Scheme for a single sequence flow (Section 8) using Raptor [RFC5053] .
XXX6	RaptorQ FEC Scheme for a single sequence flow	XXX6 for the RaptorQ FEC Scheme for a single sequence flow (Section 8) using RaptorQ [RFC6330] .

Table 1: FEC Framework (FECFRAME) FEC Encoding IDs

[13.](#) Acknowledgements

Thanks are due to Ali C. Begen and David Harrington for thorough review of earlier draft versions of this document.

[14.](#) References

14.1. Normative References

- [RFC6363] Watson, M., Begen, A., and V. Roca, "Forward Error Correction (FEC) Framework", [RFC 6363](#), October 2011.
- [RFC5053] Luby, M., Shokrollahi, A., Watson, M., and T. Stockhammer, "Raptor Forward Error Correction Scheme for Object Delivery", [RFC 5053](#), October 2007.
- [RFC2119] Bradner, S., "Key words for use in RFCs to Indicate Requirement Levels", [BCP 14](#), [RFC 2119](#), March 1997.
- [RFC6330] Luby, M., Shokrollahi, A., Watson, M., Stockhammer, T., and L. Minder, "RaptorQ Forward Error Correction Scheme for Object Delivery", [RFC 6330](#), August 2011.

14.2. Informative References

- [RFC5052] Watson, M., Luby, M., and L. Vicisano, "Forward Error Correction (FEC) Building Block", [RFC 5052](#), August 2007.
- [RFC4566] Handley, M., Jacobson, V., and C. Perkins, "SDP: Session Description Protocol", [RFC 4566](#), July 2006.
- [RFC6364] Begen, A., "Session Description Protocol Elements for the Forward Error Correction (FEC) Framework", [RFC 6364](#), October 2011.
- [dvbts] "ETSI TS 102 034 - Digital Video Broadcasting (DVB); Transport of MPEG-2 Based DVB Services over IP Based Networks", March 2005.
- [MBMSTS] 3GPP, "Multimedia Broadcast/Multicast Service (MBMS); Protocols and codecs", 3GPP TS 26.346, April 2005.

Authors' Addresses

Mark Watson
Netflix
100 Winchester Circle
Los Gatos, CA 95032
U.S.A.

Email: watsonm@netflix.com

Thomas Stockhammer
Nomor Research
Brecherspitzstrasse 8
Munich 81541
Germany

Email: stockhammer@nomor.de

Michael Luby
Qualcomm Incorporated
3165 Kifer Road
Santa Clara, CA 95051
U.S.A.

Email: luby@qualcomm.com

