

HIP Working Group  
Internet-Draft  
Intended status: Experimental  
Expires: July 30, 2010

P. Nikander  
G. Camarillo  
J. Melen  
Ericsson  
January 26, 2010

HIP (Host Identity Protocol) Immediate Carriage and Conveyance of Upper-layer Protocol Signaling (HICCUPS)  
[draft-ietf-hip-hiccups-01](#)

## Abstract

This document defines a new HIP (Host Identity Protocol) packet type called DATA. HIP DATA packets are used to securely and reliably convey arbitrary protocol messages over the Internet and various overlay networks.

## Status of this Memo

This Internet-Draft is submitted to IETF in full conformance with the provisions of [BCP 78](#) and [BCP 79](#).

Internet-Drafts are working documents of the Internet Engineering Task Force (IETF), its areas, and its working groups. Note that other groups may also distribute working documents as Internet-Drafts.

Internet-Drafts are draft documents valid for a maximum of six months and may be updated, replaced, or obsoleted by other documents at any time. It is inappropriate to use Internet-Drafts as reference material or to cite them other than as "work in progress."

The list of current Internet-Drafts can be accessed at <http://www.ietf.org/ietf/lid-abstracts.txt>.

The list of Internet-Draft Shadow Directories can be accessed at <http://www.ietf.org/shadow.html>.

This Internet-Draft will expire on July 30, 2010.

## Copyright Notice

Copyright (c) 2010 IETF Trust and the persons identified as the document authors. All rights reserved.

This document is subject to [BCP 78](#) and the IETF Trust's Legal Provisions Relating to IETF Documents

Internet-Draft

HICCUPS

January 2010

(<http://trustee.ietf.org/license-info>) in effect on the date of publication of this document. Please review these documents carefully, as they describe your rights and restrictions with respect to this document. Code Components extracted from this document must include Simplified BSD License text as described in Section 4.e of the Trust Legal Provisions and are provided without warranty as described in the BSD License.

## Table of Contents

<a href="#">1.</a>	Introduction . . . . .	<a href="#">3</a>
<a href="#">2.</a>	Terminology . . . . .	<a href="#">3</a>
<a href="#">3.</a>	Background on HIP . . . . .	<a href="#">3</a>
<a href="#">3.1.</a>	Message formats . . . . .	<a href="#">3</a>
<a href="#">3.1.1.</a>	HIP fixed header . . . . .	<a href="#">3</a>
<a href="#">3.1.2.</a>	HIP parameter format . . . . .	<a href="#">4</a>
<a href="#">3.2.</a>	HIP Base Exchange, Updates, and State Removal . . . . .	<a href="#">5</a>
<a href="#">4.</a>	Definition of the HIP DATA Packet . . . . .	<a href="#">6</a>
<a href="#">4.1.</a>	Definition of the SEQ_DATA Parameter . . . . .	<a href="#">7</a>
<a href="#">4.2.</a>	Definition of the ACK_DATA Parameter . . . . .	<a href="#">7</a>
<a href="#">4.3.</a>	Definition of the PAYLOAD_MAC Parameter . . . . .	<a href="#">8</a>
<a href="#">4.4.</a>	Definition of the TRANSACTION_ID Parameter . . . . .	<a href="#">9</a>
<a href="#">5.</a>	Generation and Reception of HIP DATA Packets . . . . .	<a href="#">9</a>
<a href="#">5.1.</a>	Handling of SEQ_DATA and ACK_DATA . . . . .	<a href="#">9</a>
<a href="#">5.2.</a>	Generation of a HIP DATA packet . . . . .	<a href="#">10</a>
<a href="#">5.3.</a>	Reception of a HIP DATA packet . . . . .	<a href="#">11</a>
<a href="#">5.3.1.</a>	Handling of SEQ_DATA in a Received HIP DATA packet . . . . .	<a href="#">11</a>
<a href="#">5.3.2.</a>	Handling of ACK_DATA in a Received HIP DATA packet . . . . .	<a href="#">12</a>
<a href="#">6.</a>	Use of the HIP DATA Packet . . . . .	<a href="#">12</a>
<a href="#">7.</a>	Security considerations . . . . .	<a href="#">13</a>
<a href="#">8.</a>	IANA considerations . . . . .	<a href="#">14</a>
<a href="#">9.</a>	Acknowledgments . . . . .	<a href="#">14</a>
<a href="#">10.</a>	References . . . . .	<a href="#">14</a>
<a href="#">10.1.</a>	Normative References . . . . .	<a href="#">14</a>
<a href="#">10.2.</a>	Informative references . . . . .	<a href="#">14</a>
	Authors' Addresses . . . . .	<a href="#">14</a>

Internet-Draft

HICCUPS

January 2010

## 1. Introduction

Two hosts can use HIP [[RFC5201](#)] to establish a Security Association (SA) between them in order to exchange arbitrary protocol messages over that security association. The establishment of such a security association involves a four-way handshake referred to as the HIP base exchange. When handling communications between the hosts, HIP supports mobility, multihoming, security, and NAT traversal. Some applications require these features for their communications but cannot accept the overhead involved in establishing a security association (i.e., the HIP base exchange) before those communications can start.

In this document, we define the HIP DATA packet, which can be used to convey (in a secure and reliable way) protocol messages to a remote host without running the HIP base exchange between them. We also discuss the trade offs involved in using this packet (i.e., less overhead but also less DoS protection) and the situations where it is appropriate to use this packet. The HIP\_DATA packet is not aimed to be a replacement for ESP transport instead it SHOULD only be used to exchange few packets between the peers. If a continuous communication is required hosts SHOULD run the HIP base exchange to set up ESP security association.

## 2. Terminology

The key words "MUST", "MUST NOT", "REQUIRED", "SHALL", "SHALL NOT", "SHOULD", "SHOULD NOT", "RECOMMENDED", "MAY", and "OPTIONAL" in this document are to be interpreted as described in [RFC 2119](#) [[RFC2119](#)].

## 3. Background on HIP

The HIP protocol specification [[RFC5201](#)] defines a number of messages and parameters. The parameters are encoded as TLVs, as shown in

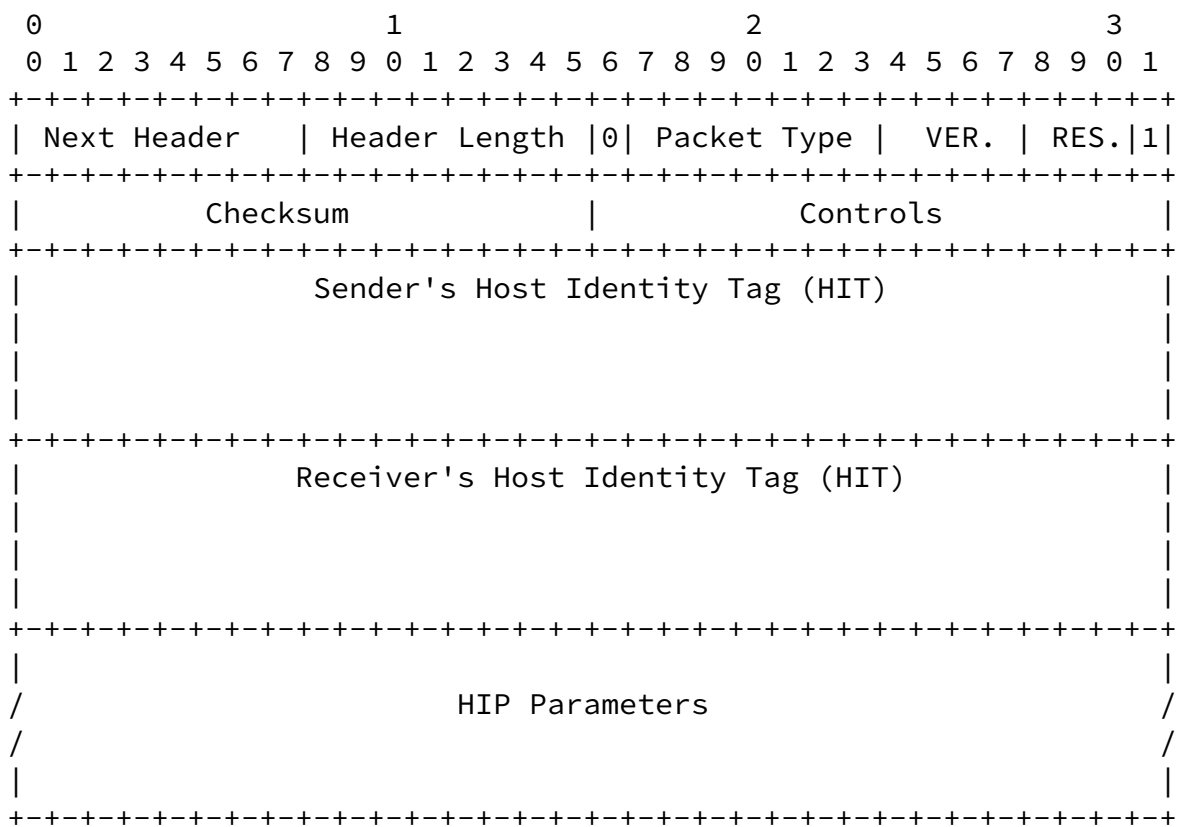
[Section 3.1.2](#). Furthermore, the HIP header carries a Next Header field, allowing other arbitrary packets to be carried within HIP packets.

### [3.1](#). Message formats

#### [3.1.1](#). HIP fixed header

The HIP packet format consists of a fixed header followed by a variable number of parameters. The parameter format is described in [Section 3.1.2](#).

The fixed header is defined in [Section 5.1 of \[RFC5201\]](#) and copied below.

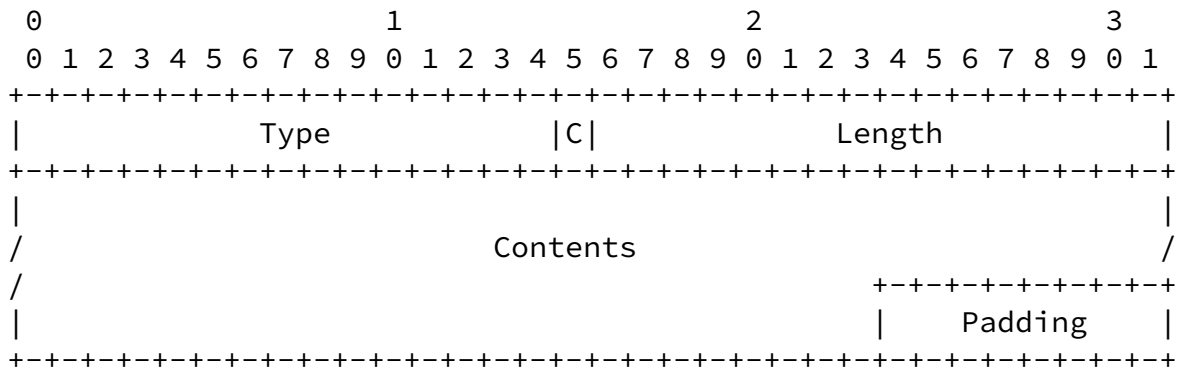


The HIP header is logically an IPv6 extension header. The HIP protocol specification [\[RFC5201\]](#) defines handling only for Next Header value decimal 59, IPPROTO\_NONE, the IPv6 'no next header'

value. This document describes processing for Next Header values other than decimal 59 which indicates that there is either more extensions header or data following the HIP header.

### 3.1.2. HIP parameter format

The HIP parameter format is defined in [Section 5.2.1 of \[RFC5201\]](#), and copied below.



- Type           Type code for the parameter
- C            Critical bit, part of the Type.
- Length         Length of the parameter, in bytes.
- Contents       Parameter specific, defined by Type.
- Padding        Padding, 0-7 bytes, added if needed.

### 3.2. HIP Base Exchange, Updates, and State Removal

The HIP base exchange is a four-message half-stateless authentication and key exchange protocol that creates shared, mutually authenticated keying material at the communicating parties. These keying

materials, together with associated public keys and IP addresses, form a HIP Security Association (SA). The details of the protocol are defined in the HIP base exchange specification [[RFC5201](#)].

In addition to creating the HIP SA, the base exchange messages may carry additional parameters that are used to create additional state. For example, the HIP ESP specification [[RFC5202](#)] defines how HIP can be used to create end-to-end, host-to-host IPsec ESP Security Associations, used to carry data packets. However, it is important to understand that the HIP base exchange is by no means bound to IPsec; using IPsec ESP to carry data traffic forms just a baseline and ensures interoperability between initial HIP implementations.

Once there is a HIP SA between two HIP-enabled hosts, they can exchange further HIP control messages. Typically, UPDATE messages are used. For example, the HIP mobility and multihoming specification [[RFC5206](#)] defines how to use UPDATE messages to change the set of IP addresses associated with a HIP SA.

In addition to the base exchange and updates, the HIP base protocol specification also defines how one can remove a HIP SA once it is no longer needed.

#### [4.](#) Definition of the HIP DATA Packet

The HIP DATA packet can be used to convey protocol messages to a remote host without running the HIP base exchange between them. HIP DATA packets are transmitted reliably, as discussed in [Section 5](#). The payload of a HIP DATA packet is placed after the HIP header and protected by a PAYLOAD\_MAC parameter, which is defined in [Section 4.3](#). The following is the definition of the HIP DATA packet:

Header:

Packet Type = [ TBD by IANA: 32 ]  
SRC HIT = Sender's HIT  
DST HIT = Receiver's HIT

```
IP ( HIP ( [HOST_ID, ] SEQ_DATA, PAYLOAD_MAC,  
          HIP_SIGNATURE) PAYLOAD )
```

```
IP ( HIP ( [HOST_ID, ] SEQ_DATA, ACK_DATA, PAYLOAD_MAC,  
          HIP_SIGNATURE) PAYLOAD )
```

```
IP ( HIP ( [HOST_ID, ] ACK_DATA, HIP_SIGNATURE))
```

The SEQ\_DATA and ACK\_DATA parameters are defined in [Section 4.1](#) and [Section 4.2](#) respectively. They are used to provide a reliable delivery of HIP DATA packets, as discussed in [Section 5](#).

The HOST\_ID parameter is defined in [Section 5.2.8 of \[RFC5201\]](#). This parameter is the sender's Host Identifier that is used to compute the HIP DATA packet's signature and to verify it against the received signature.

The PAYLOAD\_MAC parameter is defined in [Section 4.3](#). This parameter contains the HMAC of the payload carried by the HIP DATA packet. The PAYLOAD\_MAC contains the checksum of the payload following after the HIP DATA. The PAYLOAD\_MAC is included in the signed part of the HIP DATA packet giving integrity protection also for the payload carried after HIP DATA packet.

The HIP\_SIGNATURE parameter is defined in [Section 5.2.11. of \[RFC5201\]](#). It contains a signature over the contents of the HIP DATA packet. The calculation and verification of the signature is defined [Section 6.4.2. of \[RFC5201\]](#)

[Section 5.3 of \[RFC5201\]](#) states the following:

In the future, an OPTIONAL upper-layer payload MAY follow the HIP header. The Next Header field in the header indicates if there is additional data following the HIP header.

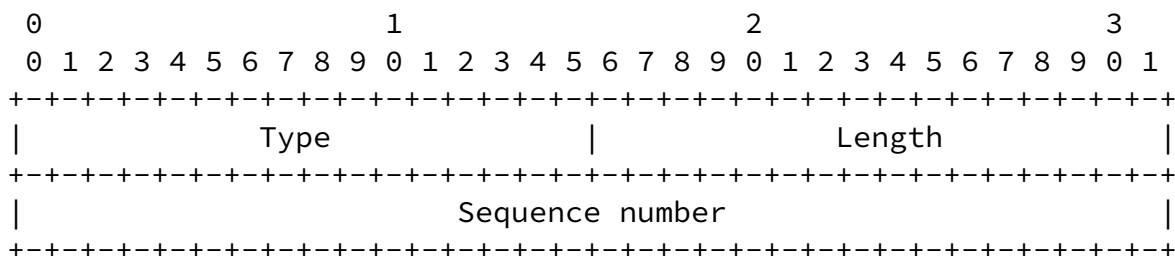
We have chosen to place the payload after the HIP extension header and only to place an HMAC of the payload in to the HIP extension header in a PAYLOAD\_MAC parameter because that way the data is protected by a public key signature with help of HMAC. The payload

that is protected by the PAYLOAD\_MAC parameter has been linked to the appropriate upper-layer protocol by storing the upper-layer protocol number, 8 bytes of payload data, and by calculating an HMAC over the data. The HMAC algorithm is same as the algorithm used to generate the Host Identity Tag.

Upper-layer protocol messages, such as overlay network control traffic, sent in HIP DATA messages may need to be matched to different transactions. For this purpose, a DATA message MAY also contain a TRANSACTION\_ID parameter. The identifier value is a number that is unique for each transaction. A response to a request uses the same identifier value allowing receiver to match requests to responses.

#### 4.1. Definition of the SEQ\_DATA Parameter

The following is the definition of the SEQ\_DATA parameter:

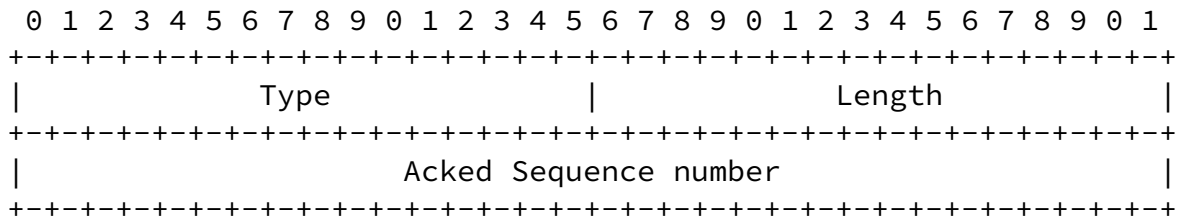


Type [ TBD by IANA:  
                   4481 = (2<sup>12</sup> + 2<sup>8</sup> + 2<sup>7</sup> + 1) ]  
 Length 4  
 Sequence number 32-bit sequence number

#### 4.2. Definition of the ACK\_DATA Parameter

The following is the definition of the ACK\_DATA parameter:





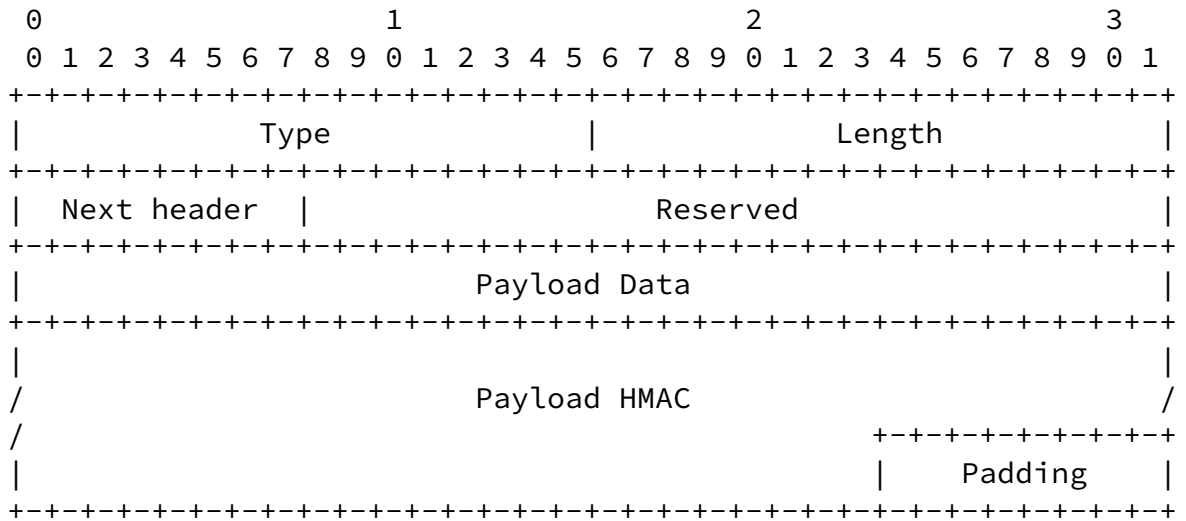
Type [ TBD by IANA:  
4545 = (2<sup>12</sup> + 2<sup>8</sup> + 2<sup>7</sup> + 2<sup>6</sup> + 1) ]

Length 4

Acked Sequence number 32-bit sequence number corresponding to the sequence number being acknowledged

#### 4.3. Definition of the PAYLOAD\_MAC Parameter

The following is the definition of the PAYLOAD\_MAC parameter:



Type [ TBD by IANA:  
4577 = (2<sup>12</sup> + 2<sup>8</sup> + 2<sup>7</sup> + 2<sup>6</sup> + 2<sup>5</sup> + 1) ]

Length length in octets, excluding Type, Length, and Padding

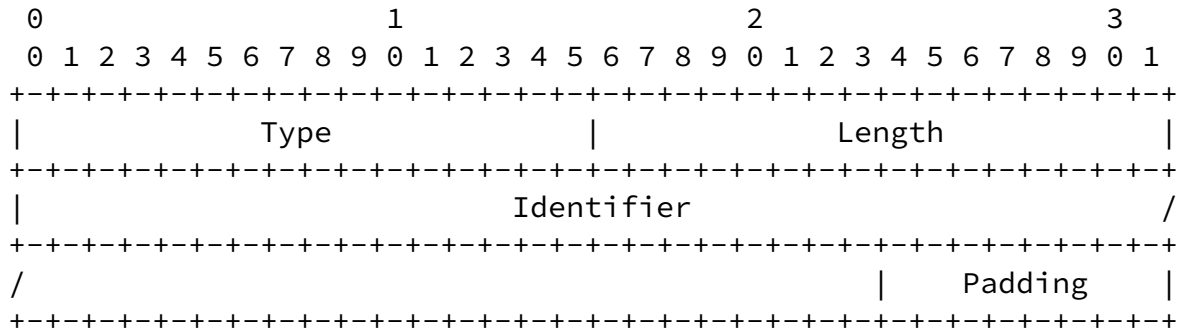
Next Header Identifies the data that protected by this HMAC. The values for are defined by IANA "Assigned Numbers".

Payload Data 8 last bytes of the payload data over which the HMAC is calculated. This field is used to uniquely identify the extension header, in case there are multiple copies of same type.

Payload HMAC HMAC computed over the data to which the Next Header and Payload Data points to. The size of the HMAC is the natural size of the computation output depending on the used function.

4.4. Definition of the TRANSACTION\_ID Parameter

The following is the definition of the TRANSACTION\_ID parameter:



Type [ TBD by IANA; 982 ]  
 Length Length of the Identifier in octets  
 Identifier The identifier value  
 Padding 0-7 bytes of padding if needed

Figure 1: Format of the TRANSACTION\_ID parameter

5. Generation and Reception of HIP DATA Packets

HIP DATA packets are transmitted reliably. Reliable delivery is achieved through the use of retransmissions and of the SEQ\_DATA and ACK\_DATA parameters.

5.1. Handling of SEQ\_DATA and ACK\_DATA

A HIP DATA packet contains zero or one SEQ\_DATA parameter. The presence of a SEQ\_DATA parameter indicates that the receiver MUST ACK the HIP DATA packet. A HIP DATA packet that does not contain a SEQ\_DATA parameter is simply an ACK of a previous HIP DATA packet and MUST NOT be ACKed.

A HIP DATA packet contains zero or one ACK\_DATA parameters. The ACK parameter echoes the SEQ\_DATA sequence number of the HIP DATA packet being ACKed.

A HIP DATA packet may contain both a SEQ\_DATA and an ACK\_DATA parameter. In this case, the ACK is being piggybacked on an outgoing HIP DATA packet. In general, HIP DATA packets carrying SEQ\_DATA SHOULD be ACKed upon completion of the processing of the HIP DATA packet. A host MAY choose to hold the HIP DATA packet carrying ACK for a short period of time to allow for the possibility of

piggybacking the ACK parameter, in a manner similar to TCP delayed acknowledgments.

## [5.2.](#) Generation of a HIP DATA packet

When a host has upper-layer protocol data to send, it either runs the HIP base exchange and sends the data over a SA, or sends the data directly using a HIP DATA packet. [Section 6](#) discusses when it is appropriate to use each method. This section discusses the case when the host chooses to use a HIP DATA packet to send the upper-layer protocol data.

1. The host creates a HIP DATA packet that contains a SEQ\_DATA parameter. The host is free to choose any value for the SEQ\_DATA parameter in the first HIP DATA packet it sends to a destination. After that first packet, the host MUST choose the value of the SEQ\_DATA parameter in subsequent HIP DATA packets to the same destination so that no SEQ\_DATA value is reused before the receiver has closed the processing window for the previous packet using the same SEQ\_DATA value. Practically, giving the values of the retransmission timers used with HIP DATA packets, this means that hosts must wait the maximum likely lifetime of the packet before reusing a given SEQ\_DATA value towards a given destination. However, it is not required for node to know the maximum packet lifetime. Rather, it is assumed that the requirement can be met by maintaining the value as a simple, 32-bit, "wrap-around" counter, incremented each time a packet is sent. It is an implementation choice whether to maintain a single counter for the node or multiple counters (one for each source HIT, destination HIT combination).
2. The host creates PAYLOAD\_HMAC parameter. The HMAC is calculated over the whole PAYLOAD which the Next Header field of PAYLOAD\_HMAC parameter indicates. The receiver MUST validate this HMAC. For calculating the HMAC the host MUST use the same hash algorithm as the one that has been used for generating the host's HIT as defined in [Section 3.2. of \[RFC5201\]](#).
3. The host creates HIP\_SIGNATURE parameter. The signature is calculated over the whole HIP envelope, excluding any parameters after the HIP\_SIGNATURE, as defined in [Section 5.2.11. of \[RFC5201\]](#). The receiver MUST validate this signature. It MAY use either the HI in the packet or the HI acquired by some other means.

4. The host sends the created HIP DATA packet and starts a DATA timer. The default value for the timer is  $2 * RTT$  estimate. If multiple HIP DATA packets are outstanding, multiple timers are in effect.
5. If the DATA timer expires, the HIP DATA packet is resent. The HIP DATA packet can be resent DATA\_RETRY\_MAX times. The DATA timer SHOULD be exponentially backed off for subsequent retransmissions. If no acknowledgment is received from the peer after DATA\_RETRY\_MAX times, the delivery of the HIP DATA packet

is considered unsuccessful and the application is notified about the error. The DATA timer is canceled upon receiving an ACK from the peer that acknowledges receipt of the HIP DATA packet.

### 5.3. Reception of a HIP DATA packet

A host receiving a HIP DATA packet to decide whether to process it or not. If the host, following its local policy, suspects that this packet could be part of a DoS attack. The host MAY respond with an R1 packet to the HIP DATA packet, if the packet contained SEQ\_DATA and PAYLOAD\_HMAC parameter, in order to run the HIP base exchange with the originator of the HIP DATA packet. If the host chooses to respond to the HIP DATA with an R1 packet, it creates a new R1 or selects a precomputed R1 according to the format described in [\[RFC5201\] Section 5.3.2](#). The host SHOULD drop the received data packet if it responded with a R1 packet to the HIP\_DATA packet. The sender of HIP\_DATA packet is responsible of retransmission of the upper-layer protocol data after successful completion of the HIP Base Exchange.

If the host, following its local policy, decides to process the incoming HIP DATA packet, it processes it according to the following rules:

If the HIP DATA packet contains a SEQ\_DATA parameter and no ACK\_DATA parameter, the HIP DATA packet is processed and replied to as described in [Section 5.3.1](#).

If the HIP DATA packet contains an ACK\_DATA parameter and no SEQ\_DATA parameter, the HIP DATA packet is processed and replied to as described in [Section 5.3.2](#).

If the HIP DATA packet contains both a SEQ\_DATA parameter and an ACK\_DATA parameter, the HIP DATA packet is processed first as

described in [Section 5.3.2](#) and then the rest of the HIP DATA packet is processed and replied to as described in [Section 5.3.1](#).

### [5.3.1](#). Handling of SEQ\_DATA in a Received HIP DATA packet

The following steps define the conceptual processing rules for handling a SEQ\_DATA parameter in a received HIP DATA packet.

If the value in the received SEQ\_DATA corresponds to a HIP DATA packet that has recently been processed, the packet is treated as a retransmission. The SIGNATURE verification (next step) MUST NOT be skipped. (A byte-by-byte comparison of the received and a stored packet would be OK, though.) It is recommended that a host cache HIP DATA packets sent with ACKs to avoid the cost of generating a new ACK packet to respond to a retransmitted HIP DATA packet. The host MUST acknowledge, again, such (apparent) HIP DATA packet retransmissions

but SHOULD also consider rate-limiting such retransmission responses to guard against replay attacks.

The system MUST verify the SIGNATURE in the HIP DATA packet. If the verification fails, the packet SHOULD be dropped and an error message logged.

The system MUST verify the PAYLOAD\_HMAC by calculating the HMAC over the PAYLOAD which the Next Header field indicates. For calculating the HMAC the host will use the same hash algorithm that has been used to generate the sender's HIT as defined in [Section 3.2. of \[RFC5201\]](#). If the verification fails, the packet SHOULD be dropped and an error message logged.

If a new SEQ parameter is being processed, the parameters in the HIP DATA packet are then processed.

A HIP DATA packet with an ACK\_DATA parameter is prepared and sent to the peer. This ACK\_DATA parameter may be included in a separate HIP DATA packet or piggybacked in a HIP DATA packet with a SEQ\_DATA parameter. The ACK\_DATA parameter MAY acknowledge more than one of the peer's HIP DATA packets.

### [5.3.2](#). Handling of ACK\_DATA in a Received HIP DATA packet

The following steps define the conceptual processing rules for handling an ACK\_DATA parameter in a received HIP DATA packet.

The sequence number reported in the ACK\_DATA must match with an earlier sent HIP DATA packet that has not already been acknowledged. If no match is found or if the ACK\_DATA does not acknowledge a new HIP DATA packet, the packet MUST either be dropped if no SEQ\_DATA parameter is present, or the processing steps in [Section 5.3.1](#) are followed.

The system MUST verify the SIGNATURE in the HIP DATA packet. If the verification fails, the packet SHOULD be dropped and an error message logged.

The corresponding DATA timer is stopped so that the now acknowledged HIP DATA packet is no longer retransmitted. If multiple HIP DATA packets are newly acknowledged, multiple timers are stopped.

## [6.](#) Use of the HIP DATA Packet

HIP currently requires always that the four-message base exchange is executed at the first encounter of hosts that have not communicated

before. This may add additional RTTs (Round Trip Time) to protocols based on a single message exchange. However, the four-message exchange is essential to preserve the half-stateless DoS protection nature of the base exchange. The use of the HIP DATA packet defined in this document reduces the initial overhead in the communications between two hosts at the expense of decreasing DoS protection. Therefore, applications SHOULD NOT use HIP DATA packets in environments where DoS attacks are believed to be an issue. For example, a HIP-based overlay may have policies in place to control which nodes can join the overlay. Any particular node in the overlay may want to accept HIP DATA packets from other nodes in the overlay given that those other were authorized to join the overlay. However, the same node may not want to accept HIP DATA packets from random nodes that are not part of the overlay.

The type of data to be sent is also relevant to whether the use of a HIP DATA packet is appropriate. HIP itself does not support fragmentation but relies on underlying IP-layer fragmentation. This

may lead to reliability problems in the case where a message cannot be easily split over multiple HIP messages. Therefore, applications in environments where fragmentation could be an issue SHOULD NOT generate too large HIP DATA packets that may lead to fragmentation. The implementation SHOULD check the MTU of the link before sending the packet and if the packet size is larger than MTU it SHOULD signal to the upper-layer protocol if the packet results in to a ICMP error message. Note that there are environments where fragmentation is not an issue. For example, in some HIP-based overlays, nodes can exchange HIP DATA packets on top of TCP connections that provide transport-level fragmentation and, thus, avoid IP-level fragmentation.

HIP currently requires that all messages excluding IIs but including HIP DATA packets are digitally signed. This adds to the packet size and the processing capacity needed to send packets. However, in applications where security is not paramount, it is possible to use very short keys, thereby reducing resource consumption.

## 7. Security considerations

HIP is designed to provide secure authentication of hosts. HIP also attempts to limit the exposure of the host to various denial-of-service and man-in-the-middle (MitM) attacks. However, HIP DATA packet, which can be sent without running the HIP base exchange between hosts has a trade off that it does not provide the denial-of-service protection that HIP generally provides. Thus, the host should consider always situations where it is appropriate to send or receive HIP DATA packet. If the communication consists more than few

round-trips of data or the data is highly sensitive in nature the host SHOULD run the base exchange with the peer host.

## 8. IANA considerations

This document updates the IANA Registry for HIP Packet types by introducing new packet type for the new HIP\_DATA ([Section 4](#)) packet. This document updates the IANA Registry for HIP Parameter Types by introducing new parameter values for the SEQ\_DATA ([Section 4.1](#)), ACK\_DATA ([Section 4.2](#)), and PAYLOAD\_HMAC ([Section 4.3](#)) parameters.

## 9. Acknowledgments

In the usual IETF fashion, a large number of people have contributed to the actual text or ideas. The list of these people include Miika Komu, Tobias Heer, Ari Keranen, Samu Varjonen, Thomas Henderson, and Jukka Ylitalo. Our apologies to anyone whose name is missing.

## 10. References

### 10.1. Normative References

- [RFC2119] Bradner, S., "Key words for use in RFCs to Indicate Requirement Levels", [BCP 14](#), [RFC 2119](#), March 1997.
- [RFC5201] Moskowitz, R., Nikander, P., Jokela, P., and T. Henderson, "Host Identity Protocol", [RFC 5201](#), April 2008.

### 10.2. Informative references

- [RFC5202] Jokela, P., Moskowitz, R., and P. Nikander, "Using the Encapsulating Security Payload (ESP) Transport Format with the Host Identity Protocol (HIP)", [RFC 5202](#), April 2008.
- [RFC5206] Nikander, P., Henderson, T., Vogt, C., and J. Arkko, "End-Host Mobility and Multihoming with the Host Identity Protocol", [RFC 5206](#), April 2008.

### Authors' Addresses

Pekka Nikander  
Ericsson



Hirsalantie 11  
Jorvas 02420  
Finland

Email: Pekka.Nikander@ericsson.com

Gonzalo Camarillo  
Ericsson  
Hirsalantie 11  
Jorvas 02420  
Finland

Email: Gonzalo.Camarillo@ericsson.com

Jan Melen  
Ericsson  
Hirsalantie 11  
Jorvas 02420  
Finland

Email: Jan.Melen@ericsson.com