

HIP Working Group  
Internet-Draft  
Intended status: Standards Track  
Expires: December 25, 2014

A. Keranen  
J. Melen  
Ericsson  
June 23, 2014

**Native NAT Traversal Mode for the Host Identity Protocol**  
**draft-ietf-hip-native-nat-traversal-07**

Abstract

This document specifies a new Network Address Translator (NAT) traversal mode for the Host Identity Protocol (HIP). The new mode is based on the Interactive Connectivity Establishment (ICE) methodology and UDP encapsulation of data and signaling traffic. The main difference from the previously specified modes is the use of HIP messages for all NAT traversal procedures.

Status of This Memo

This Internet-Draft is submitted in full conformance with the provisions of [BCP 78](#) and [BCP 79](#).

Internet-Drafts are working documents of the Internet Engineering Task Force (IETF). Note that other groups may also distribute working documents as Internet-Drafts. The list of current Internet-Drafts is at <http://datatracker.ietf.org/drafts/current/>.

Internet-Drafts are draft documents valid for a maximum of six months and may be updated, replaced, or obsoleted by other documents at any time. It is inappropriate to use Internet-Drafts as reference material or to cite them other than as "work in progress."

This Internet-Draft will expire on December 25, 2014.

Copyright Notice

Copyright (c) 2014 IETF Trust and the persons identified as the document authors. All rights reserved.

This document is subject to [BCP 78](#) and the IETF Trust's Legal Provisions Relating to IETF Documents (<http://trustee.ietf.org/license-info>) in effect on the date of publication of this document. Please review these documents carefully, as they describe your rights and restrictions with respect to this document. Code Components extracted from this document must include Simplified BSD License text as described in [Section 4](#).e of

the Trust Legal Provisions and are provided without warranty as described in the Simplified BSD License.

## Table of Contents

<a href="#">1.</a>	<a href="#">Introduction</a>	<a href="#">2</a>
<a href="#">2.</a>	<a href="#">Terminology</a>	<a href="#">3</a>
<a href="#">3.</a>	<a href="#">Protocol Description</a>	<a href="#">3</a>
<a href="#">3.1.</a>	<a href="#">Relay Registration</a>	<a href="#">4</a>
<a href="#">3.2.</a>	<a href="#">Registration Authentication</a>	<a href="#">4</a>
<a href="#">3.3.</a>	<a href="#">Forwarding Rules and Permissions</a>	<a href="#">5</a>
<a href="#">3.4.</a>	<a href="#">Relaying UDP Encapsulated Data and Control Packets</a>	<a href="#">6</a>
<a href="#">3.5.</a>	<a href="#">Candidate Gathering</a>	<a href="#">6</a>
<a href="#">3.6.</a>	<a href="#">Base Exchange via HIP Relay Server</a>	<a href="#">7</a>
<a href="#">3.7.</a>	<a href="#">Native NAT Traversal Mode Negotiation</a>	<a href="#">7</a>
<a href="#">3.8.</a>	<a href="#">Connectivity Check Pacing Negotiation</a>	<a href="#">7</a>
<a href="#">3.9.</a>	<a href="#">Connectivity Checks</a>	<a href="#">7</a>
<a href="#">3.10.</a>	<a href="#">NAT Keepalives</a>	<a href="#">8</a>
<a href="#">3.11.</a>	<a href="#">Handling Conflicting SPI Values</a>	<a href="#">8</a>
<a href="#">4.</a>	<a href="#">Packet Formats</a>	<a href="#">9</a>
<a href="#">4.1.</a>	<a href="#">RELAYED_ADDRESS and MAPPED_ADDRESS Parameters</a>	<a href="#">9</a>
<a href="#">4.2.</a>	<a href="#">PEER_PERMISSION Parameter</a>	<a href="#">10</a>
<a href="#">4.3.</a>	<a href="#">HIP Connectivity Check Packets</a>	<a href="#">11</a>
<a href="#">5.</a>	<a href="#">Security Considerations</a>	<a href="#">12</a>
<a href="#">6.</a>	<a href="#">Acknowledgements</a>	<a href="#">12</a>
<a href="#">7.</a>	<a href="#">IANA Considerations</a>	<a href="#">12</a>
<a href="#">8.</a>	<a href="#">References</a>	<a href="#">13</a>
<a href="#">8.1.</a>	<a href="#">Normative References</a>	<a href="#">13</a>
<a href="#">8.2.</a>	<a href="#">Informative References</a>	<a href="#">14</a>
	<a href="#">Authors' Addresses</a>	<a href="#">14</a>

## [1. Introduction](#)

The Host Identity Protocol (HIP) [[I-D.ietf-hip-rfc5201-bis](#)] is specified to run directly on top of IPv4 or IPv6. However, many middleboxes found in the Internet, such as NATs and firewalls, often allow only UDP or TCP traffic to pass [[RFC5207](#)]. Also, especially NATs usually require the host behind a NAT to create a forwarding state in the NAT before other hosts outside of the NAT can contact the host behind the NAT. To overcome this problem, different methods, commonly referred to as NAT traversal techniques, have been developed.

Two NAT traversal techniques for HIP are specified in [[RFC5770](#)]. One of them uses only UDP encapsulation, while the other uses also the Interactive Connectivity Establishment (ICE) [[RFC5245](#)] protocol, which in turn uses Session Traversal Utilities for NAT (STUN)



[RFC5389] and Traversal Using Relays around NAT (TURN) [[RFC5766](#)] protocols to achieve a reliable NAT traversal solution.

The benefit of using ICE and STUN/TURN is that one can re-use the NAT traversal infrastructure already available in the Internet, such as STUN and TURN servers. Also, some middleboxes may be STUN-aware and could be able to do something "smart" when they see STUN being used for NAT traversal. However, implementing a full ICE/STUN/TURN protocol stack results in a considerable amount of effort and code which could be avoided by re-using and extending HIP messages and state machines for the same purpose. Thus, this document specifies a new NAT traversal mode that uses HIP messages instead of STUN for the connectivity checks, keepalives, and data relaying.

## 2. Terminology

The key words "MUST", "MUST NOT", "REQUIRED", "SHALL", "SHALL NOT", "SHOULD", "SHOULD NOT", "RECOMMENDED", "MAY", and "OPTIONAL" in this document are to be interpreted as described in [RFC 2119](#) [[RFC2119](#)].

This document uses the same terminology as [[RFC5770](#)] and the following:

HIP data relay:

A host that forwards HIP data packets, such as Encapsulating Security Payload (ESP) [[I-D.ietf-hip-rfc5202-bis](#)], between two hosts.

Registered host:

A host that has registered for a relaying service with a HIP data relay.

## 3. Protocol Description

This section describes the normative behavior of the protocol extension. Most of the procedures are similar to what is defined in [[RFC5770](#)] but with different, or additional, parameter types and values. In addition, a new type of relaying server, HIP data relay, is specified. Also, it should be noted that HIP version 2 [[I-D.ietf-hip-rfc5201-bis](#)] (instead of [[RFC5201](#)] used in [[RFC5770](#)]) is expected to be used with this NAT traversal mode.



### **3.1. Relay Registration**

Relay registration procedure for HIP signaling is identical to the one specified in [Section 4.1 of \[RFC5770\]](#). However, a host MAY also register for UDP encapsulated ESP relaying using Registration Type RELAY\_UDP\_ESP (value [TBD by IANA: 3]).

If the HIP relay server supports relaying of UDP encapsulated ESP, the host is allowed to register for data relaying service (see [Section 3.2](#)), and the relay has relaying resources (free port numbers, bandwidth, etc.) available, the relay opens a UDP port on one of its addresses and signals the address and port to the registering host using the RELAYED\_ADDRESS parameter (see [Section 4.1](#) for details). If the relay would accept the data relaying request but does not have enough resources to provide data relaying service, it MUST reject the request with Failure Type [TBD by IANA: 2] (Insufficient resources).

The registered host MUST maintain an active HIP association with the data relay as long as it requires the data relaying service. When the HIP association is closed (or times out), or the registration lifetime passes without the registered host refreshing the registration, the data relay MUST stop relaying packets for that host and close the corresponding UDP port (unless other registered hosts are still using it).

The data relay MAY use the same relayed address and port for multiple registered hosts, but since this can cause problems with stateful firewalls (see [Section 5](#)) it is NOT RECOMMENDED.

### **3.2. Registration Authentication**

If the HIP data relay knows the Host Identities (HIs) of all the hosts that are allowed to use the relaying service, it SHOULD reject registrations from unknown hosts. However, since it may be unfeasible to pre-configure the relay with all the HIs, the relay SHOULD also support HIP certificates [[RFC6253](#)] to allow for certificate based authentication.

When a host wants to register with a HIP data relay, it SHOULD check if it has a suitable certificate for authenticating with the relay. How the suitability is determined and how the certificates are obtained is out of scope for this document. If the host has one or more suitable certificates, the host SHOULD include them (or just the most suitable one) in a CERT parameter to the HIP packet along with the REG\_REQUEST parameter. If the host does not have any suitable certificates, it SHOULD send the registration request without the



CERT parameter to test whether the relay accepts the request based on the host's identity.

When a relay receives a HIP packet with a REG\_REQUEST parameter, and it requires authentication for at least one of the Registration Types listed in the REG\_REQUEST parameter, it MUST first check whether the HI of the registering host is in the allowed list for all the Registration Types in the REG\_REQUEST parameter. If the host is in the allowed list (or the relay does not require any authentication), the relay MUST proceed with the registration.

If the host was not in the allowed list and the relay requires the host to authenticate, the relay MUST check whether the packet also contains a CERT parameter. If the packet does not contain a CERT parameter, the server MUST reject the registrations requiring authentication with Failure Type 0 (Registration requires additional credentials) [[I-D.ietf-hip-rfc5203-bis](#)]. If the certificate is valid and accepted (issued for the registering host and signed by a trusted issuer), the relay MUST proceed with the registration. If the certificate in the parameter is not accepted, the relay MUST reject the corresponding registrations with Failure Type [TBD by IANA: 3] (Invalid certificate).

### **3.3. Forwarding Rules and Permissions**

The HIP data relay uses a similar permission model as a TURN server: before any ESP data packets sent by a peer are forwarded, a permission MUST be set for the peer's address. The permissions also install a forwarding rule, similar to TURN's channels, based on the Security Parameter Index (SPI) values in the ESP packets.

Permissions are not required for the connectivity checks, but if a relayed address is selected to be used for data, the registered host MUST send an UPDATE message [[I-D.ietf-hip-rfc5201-bis](#)] with a PEER\_PERMISSION parameter (see [Section 4.2](#)) with the address of the peer and the outbound and inbound SPI values the host is using with this peer.

When a data relay receives an UPDATE with a PEER\_PERMISSION parameter, it MUST check if the sender of the UPDATE is registered for data relaying service, and drop the UPDATE if the host was not registered. If the host was registered, the relay checks if there is a permission with matching information (address, protocol, port and SPI values). If there is no such permission, a new permission MUST be created and its lifetime MUST be set to 5 minutes. If an identical permission already existed, it MUST be refreshed by setting the lifetime to 5 minutes. A registered host SHOULD refresh





permissions roughly 1 minute before the expiration if the permission is still needed.

### **3.4. Relaying UDP Encapsulated Data and Control Packets**

When a HIP data relay accepts to relay UDP encapsulated data, it opens a UDP port (relayed address) for this purpose as described in [Section 3.1](#). If the data relay receives a UDP encapsulated HIP control packet on that port, it MUST forward the packet to the registered host and add a RELAY\_FROM parameter to the packet as if the data relay was acting as a HIP relay server [[RFC5770](#)].

When a host wants to send a HIP control packet (such as a connectivity check packet) to a peer via the data relay, it MUST add a RELAY\_TO parameter containing the peer's address to the packet and send it to the data relay's address. The data relay MUST send the packet to the peer's address from the relayed address.

If the data relay receives a UDP packet that is not a HIP control packet to the relayed address, it MUST check whether there is a permission set for the peer the packet is coming from (i.e., the sender's address and SPI value matches to an installed permission), and if there is, it MUST forward the packet to the registered host that created the permission. Packets without a permission MUST be dropped silently.

When a host wants to send a UDP encapsulated ESP packet to a peer via the data relay, it MUST have an active permission at the data relay for the peer with the outbound SPI value it is using. The host MUST send the UDP encapsulated ESP packet to the data relay's address.

When the data relay receives a UDP encapsulated ESP packet from a registered host, it MUST check whether there exists a permission for that outbound SPI value. If such permission exists, the packet MUST be forwarded to the address that was registered for the SPI value. If no permission exists, the packet is dropped.

### **3.5. Candidate Gathering**

A host needs to gather a set of address candidates before starting the connectivity checks. One server reflexive candidate can be discovered during the registration with the HIP relay server from the REG\_FROM parameter.

If a host has more than one network interface, additional server reflexive candidates can be discovered by sending registration requests with Registration Type CANDIDATE\_DISCOVERY (value [TBD by IANA: 4]) from each of the interfaces to a HIP relay server. When a



HIP relay server receives a registration request with CANDIDATE\_DISCOVERY type, it MUST add a REG\_FROM parameter, containing the same information as if this was a relay registration, to the response. This request type SHOULD NOT create any state at the HIP relay server.

It is RECOMMENDED that the host also obtains a relayed candidate from a HIP data relay as described in [Section 3.1](#).

Gathering of candidates MAY also be performed like specified in [Section 4.2 of \[RFC5770\]](#) if STUN and TURN servers are available, or if the host has just a single interface and there are no TURN or HIP data relay servers available.

### **3.6. Base Exchange via HIP Relay Server**

The Base Exchange is performed as described in [Section 4.5 of \[RFC5770\]](#), except that "ICE candidates" are replaced by the candidates gathered using procedures described in [Section 3.5](#)

### **3.7. Native NAT Traversal Mode Negotiation**

A host implementing this specification SHOULD signal the support for the native HIP NAT traversal mode by adding ICE-HIP-UDP NAT traversal mode (value [TBD by IANA: 3]) in the NAT\_TRAVERSAL\_MODE [\[RFC5770\]](#) parameter. If this mode is supported by both endpoints, and is the most preferred mode out of the all supported modes, further NAT traversal procedures are performed as specified in this document. Note that the results of the previously described methods, candidate gathering and HIP data relay registration with HIP messages, can be used also with the ICE-STUN-UDP NAT traversal mode.

### **3.8. Connectivity Check Pacing Negotiation**

Since the NAT traversal mode specified in this document utilizes connectivity checks, the check pacing negotiation MUST be performed as specified in [Section 4.4 of \[RFC5770\]](#). New connectivity check transactions MUST NOT be started faster than once every Ta (the value negotiated with the TRANSACTION\_PACING parameter).

### **3.9. Connectivity Checks**

The connectivity checks are performed as described in [Section 4.6 of \[RFC5770\]](#) but instead of STUN packets, the connectivity checks are HIP UPDATE packets. See [Section 4.3](#) for parameter details.

As defined in [\[RFC5770\]](#), both hosts MUST form a priority ordered checklist and start check transactions every Ta milliseconds as long



as the checks are running and there are candidate pairs whose tests have not started. The retransmission timeout (RTO) for the connectivity check UPDATE packets MUST be calculated as defined in [Section 4.6 of \[RFC5770\]](#).

All connectivity check request packets MUST contain a CANDIDATE\_PRIORITY parameter (see [Section 4.3](#)) with the priority value that would be assigned to a peer reflexive candidate if one was learned from this check. The UPDATE packets that acknowledge a connectivity check requests MUST be sent from the same address that received the check and to the same address where the check was received from.

The acknowledgment UPDATE packets MUST contain a MAPPED\_ADDRESS parameter with the port, protocol, and IP address of the address where the connectivity check request was received from.

After a working candidate pair, or pairs, have been discovered, the controlling host MUST conclude the checks by nominating the highest priority candidate pair for use. The pair MUST be nominated by sending an ESP packet on the selected pair. If the controlling host does not have any data to send, it SHOULD send an ICMP echo request using the nominated pair to signal to the controlled host that it can stop checks and start using the nominated pair.

If the connectivity checks failed the hosts SHOULD notify each other about the failure with a CONNECTIVITY\_CHECKS\_FAILED Notify Message Type [\[RFC5770\]](#).

### **[3.10.](#) NAT Keepalives**

To keep the NAT bindings towards the HIP relay server and the HIP data relay alive, if a registered host has not sent any data or control messages to the relay for 15 seconds, it MUST send a HIP NOTIFY packet to the relay. Likewise, if the host has not sent any data to a host it has security association and has run connectivity checks with, it MUST send either a HIP NOTIFY packet or an ICMP echo request using the same locators as the security association is using.

### **[3.11.](#) Handling Conflicting SPI Values**

Since the HIP data relay determines from the SPI value to which peer an ESP packet should be forwarded, the outbound SPI values need to be unique for each relayed address registration. Thus, if a registered host detects that a peer would use an SPI value that is already used with another peer via the relay, it MUST NOT select the relayed address for use. The host MAY restart the base exchange to avoid a



conflict or it MAY refrain from using the relayed candidate for the connectivity checks.

Since the SPI space is 32 bits and the SPI values should be random, the probability for a conflicting SPI value is fairly small. However, a host with many peers MAY decrease the odds of a conflict by registering more than one relayed address using different local addresses.

#### **4. Packet Formats**

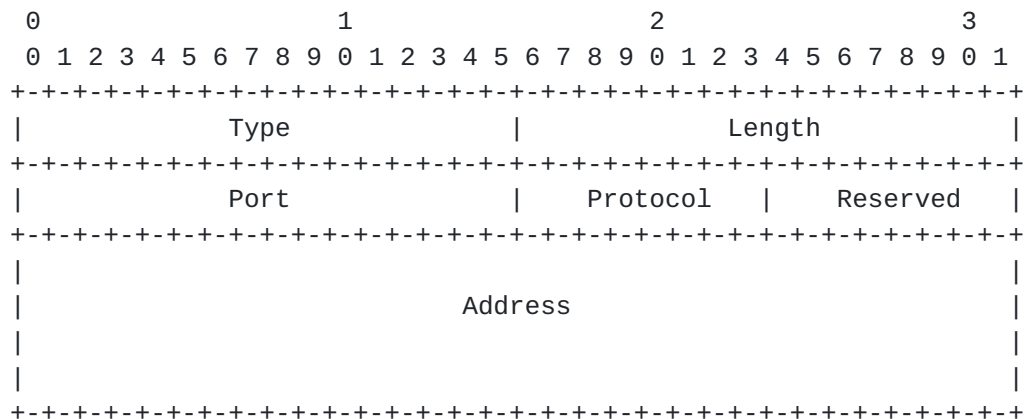
The following subsections define the parameter and packet encodings for the new HIP parameters used for NAT traversal. UDP encapsulation of the HIP and ESP packets and format of the other required parameters is specified in [Section 5 of \[RFC5770\]](#).

##### **4.1. RELAYED\_ADDRESS and MAPPED\_ADDRESS Parameters**

The format of the RELAYED\_ADDRESS and MAPPED\_ADDRESS parameters (Figure 1) is identical to REG\_FROM, RELAY\_FROM and RELAY\_TO parameters. This document specifies only use of UDP relaying and thus only protocol 17 is allowed. However, future documents may specify support for other protocols.








Type	[TBD by IANA; RELAYED_ADDRESS: 4650 MAPPED_ADDRESS: 4660]
Length	20
Port	the UDP port number
Protocol	IANA assigned, Internet Protocol number (17 for UDP)
Reserved	reserved for future use; zero when sent, ignored when received
Address	an IPv6 address or an IPv4 address in "IPv4-Mapped IPv6 address" format

Figure 1: Format of the RELAYED\_ADDRESS and MAPPED\_ADDRESS Parameters

#### 4.2. PEER\_PERMISSION Parameter

The format of the PEER\_PERMISSION parameter is shown in Figure 2. The parameter is used for setting up and refreshing forwarding rules and permissions at the data relay for data packets. The parameter contains one or more sets of Port, Protocol, Address, Outbound SPI (OSPI), and Inbound SPI (ISPI) values. One set defines a rule for one peer address.





Type	[TBD by IANA; 4680]
Length	length in octets, excluding Type and Length
Port	the transport layer (UDP) port number
Protocol	IANA assigned, Internet Protocol number (17 for UDP)
Reserved	reserved for future use; zero when sent, ignored when received
Address	an IPv6 address, or an IPv4 address in "IPv4-Mapped IPv6 address" format, of the peer
OSPI	the outbound SPI value the registered host is using for the peer with the Address and Port
ISPI	the inbound SPI value the registered host is using for the peer with the Address and Port

Figure 2: Format of the PEER\_PERMISSION Parameter

### 4.3. HIP Connectivity Check Packets

The connectivity request messages are HIP UPDATE packets with a CANDIDATE\_PRIORITY parameter (Figure 3). Response UPDATE packets contain a MAPPED\_ADDRESS parameter (Figure 1).



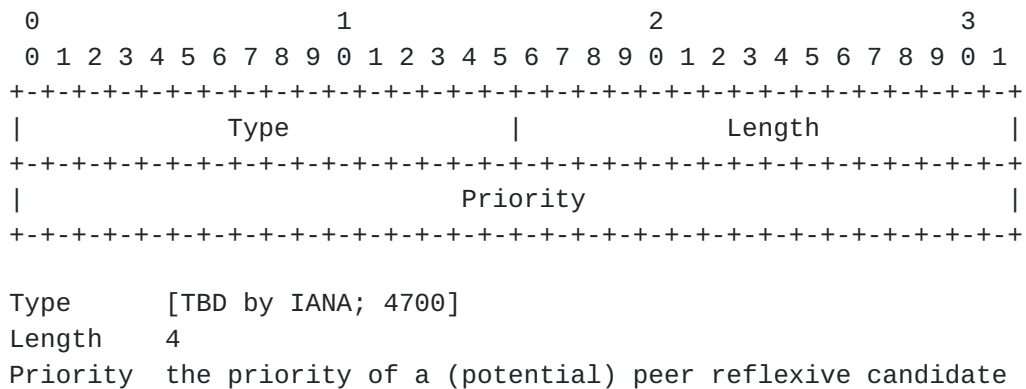


Figure 3: Format of the CANDIDATE\_PRIORITY Parameter

## 5. Security Considerations

Same security considerations as with [\[RFC5770\]](#) apply also to this NAT traversal mode.

If the data relay uses the same relayed address and port for multiple registered hosts, it appears to all the peers, and their firewalls, that all the registered hosts using the relay are at the same address. Thus, a stateful firewall may allow packets pass from hosts that would not normally be able to send packets to a peer behind the firewall. Therefore, a HIP data relay SHOULD NOT re-use the port numbers. If port numbers need to be re-used, the relay SHOULD have a sufficiently large pool of port numbers and select ports from the pool randomly to decrease the chances of a registered host obtaining the same address that a certain other host is using.

## 6. Acknowledgements

This document re-uses many of the ideas proposed in various earlier HIP NAT traversal related drafts by Miika Komu, Simon Schuetz, Martin Stiemerling, Pekka Nikander, Marcelo Bagnulo, Vivien Schmitt, Abhinav Pathak, Lars Eggert, Thomas Henderson, Hannes Tschofenig, and Philip Matthews.

## 7. IANA Considerations

This section is to be interpreted according to [\[RFC5226\]](#).

This document updates the IANA Registry for HIP Parameter Types [[I-D.ietf-hip-rfc5201-bis](#)] by assigning new HIP Parameter Type values for the new HIP Parameters: RELAYED\_ADDRESS, MAPPED\_ADDRESS (defined in [Section 4.1](#)), and PEER\_PERMISSION (defined in [Section 4.2](#)).



This document also updates the IANA Registry for HIP NAT traversal modes [[RFC5770](#)] by assigning value for the NAT traversal mode ICE-HIP-UDP (defined in [Section 3.7](#)).

This document defines additional registration types for the HIP Registration Extension [[I-D.ietf-hip-rfc5203-bis](#)] that allow registering with a HIP relay server for ESP relaying service: RELAY\_UDP\_ESP (defined in [Section 3.1](#)); and performing server reflexive candidate discovery: CANDIDATE\_DISCOVERY (defined in [Section 3.5](#)).

The IANA Registry for HIP Registration Failure Types is updated with new Failure Types "Insufficient resources" (defined in [Section 3.1](#)) and "Invalid certificate" (defined in [Section 3.2](#)).

## **8. References**

### **8.1. Normative References**

- [RFC2119] Bradner, S., "Key words for use in RFCs to Indicate Requirement Levels", [BCP 14](#), [RFC 2119](#), March 1997.
- [I-D.ietf-hip-rfc5201-bis]  
Moskowitz, R., Heer, T., Jokela, P., and T. Henderson,  
"Host Identity Protocol Version 2 (HIPv2)", [draft-ietf-hip-rfc5201-bis-14](#) (work in progress), October 2013.
- [I-D.ietf-hip-rfc5202-bis]  
Jokela, P., Moskowitz, R., and J. Melen, "Using the Encapsulating Security Payload (ESP) Transport Format with the Host Identity Protocol (HIP)", [draft-ietf-hip-rfc5202-bis-05](#) (work in progress), November 2013.
- [I-D.ietf-hip-rfc5203-bis]  
Laganier, J. and L. Eggert, "Host Identity Protocol (HIP) Registration Extension", [draft-ietf-hip-rfc5203-bis-05](#) (work in progress), March 2014.
- [RFC5226] Narten, T. and H. Alvestrand, "Guidelines for Writing an IANA Considerations Section in RFCs", [BCP 26](#), [RFC 5226](#), May 2008.
- [RFC5245] Rosenberg, J., "Interactive Connectivity Establishment (ICE): A Protocol for Network Address Translator (NAT) Traversal for Offer/Answer Protocols", [RFC 5245](#), April 2010.





- [RFC5770] Komu, M., Henderson, T., Tschofenig, H., Melen, J., and A. Keranen, "Basic Host Identity Protocol (HIP) Extensions for Traversal of Network Address Translators", [RFC 5770](#), April 2010.
- [RFC6253] Heer, T. and S. Varjonen, "Host Identity Protocol Certificates", [RFC 6253](#), May 2011.

## **[8.2.](#) Informative References**

- [RFC5201] Moskowitz, R., Nikander, P., Jokela, P., and T. Henderson, "Host Identity Protocol", [RFC 5201](#), April 2008.
- [RFC5207] Stiemerling, M., Quittek, J., and L. Eggert, "NAT and Firewall Traversal Issues of Host Identity Protocol (HIP) Communication", [RFC 5207](#), April 2008.
- [RFC5389] Rosenberg, J., Mahy, R., Matthews, P., and D. Wing, "Session Traversal Utilities for NAT (STUN)", [RFC 5389](#), October 2008.
- [RFC5766] Mahy, R., Matthews, P., and J. Rosenberg, "Traversal Using Relays around NAT (TURN): Relay Extensions to Session Traversal Utilities for NAT (STUN)", [RFC 5766](#), April 2010.

### Authors' Addresses

Ari Keranen  
Ericsson  
Hirsalantie 11  
02420 Jorvas  
Finland

Email: [Ari.Keranen@ericsson.com](mailto:Ari.Keranen@ericsson.com)

Jan Melen  
Ericsson  
Hirsalantie 11  
02420 Jorvas  
Finland

Email: [Jan.Melen@ericsson.com](mailto:Jan.Melen@ericsson.com)

