

Network Working Group  
Internet-Draft  
Obsoletes: [5205](#) (if approved)  
Intended status: Standards Track  
Expires: September 15, 2011

J. Laganier  
Juniper Networks  
March 14, 2011

Host Identity Protocol (HIP) Domain Name System (DNS) Extension  
draft-ietf-hip-rfc5205-bis-01

## Abstract

This document specifies a new resource record (RR) for the Domain Name System (DNS), and how to use it with the Host Identity Protocol (HIP). This RR allows a HIP node to store in the DNS its Host Identity (HI, the public component of the node public-private key pair), Host Identity Tag (HIT, a truncated hash of its public key), and the Domain Names of its rendezvous servers (RVs).

## Status of This Memo

This Internet-Draft is submitted in full conformance with the provisions of [BCP 78](#) and [BCP 79](#).

Internet-Drafts are working documents of the Internet Engineering Task Force (IETF). Note that other groups may also distribute working documents as Internet-Drafts. The list of current Internet-Drafts is at <http://datatracker.ietf.org/drafts/current/>.

Internet-Drafts are draft documents valid for a maximum of six months and may be updated, replaced, or obsoleted by other documents at any time. It is inappropriate to use Internet-Drafts as reference material or to cite them other than as "work in progress."

This Internet-Draft will expire on September 15, 2011.

## Copyright Notice

Copyright (c) 2011 IETF Trust and the persons identified as the document authors. All rights reserved.

This document is subject to [BCP 78](#) and the IETF Trust's Legal Provisions Relating to IETF Documents (<http://trustee.ietf.org/license-info>) in effect on the date of publication of this document. Please review these documents carefully, as they describe your rights and restrictions with respect to this document. Code Components extracted from this document must include Simplified BSD License text as described in [Section 4.e](#) of

the Trust Legal Provisions and are provided without warranty as described in the Simplified BSD License.

## Table of Contents

<a href="#">1.</a>	<a href="#">Introduction . . . . .</a>	<a href="#">3</a>
<a href="#">2.</a>	<a href="#">Conventions Used in This Document . . . . .</a>	<a href="#">3</a>
<a href="#">3.</a>	<a href="#">Usage Scenarios . . . . .</a>	<a href="#">4</a>
<a href="#">3.1.</a>	<a href="#">Simple Static Singly Homed End-Host . . . . .</a>	<a href="#">5</a>
<a href="#">3.2.</a>	<a href="#">Mobile end-host . . . . .</a>	<a href="#">6</a>
<a href="#">4.</a>	<a href="#">Overview of Using the DNS with HIP . . . . .</a>	<a href="#">8</a>
<a href="#">4.1.</a>	<a href="#">Storing HI, HIT, and RVS in the DNS . . . . .</a>	<a href="#">8</a>
<a href="#">4.2.</a>	<a href="#">Initiating Connections Based on DNS Names . . . . .</a>	<a href="#">8</a>
<a href="#">5.</a>	<a href="#">HIP RR Storage Format . . . . .</a>	<a href="#">9</a>
<a href="#">5.1.</a>	<a href="#">HIT Length Format . . . . .</a>	<a href="#">9</a>
<a href="#">5.2.</a>	<a href="#">PK Algorithm Format . . . . .</a>	<a href="#">9</a>
<a href="#">5.3.</a>	<a href="#">PK Length Format . . . . .</a>	<a href="#">10</a>
<a href="#">5.4.</a>	<a href="#">HIT Format . . . . .</a>	<a href="#">10</a>
<a href="#">5.5.</a>	<a href="#">Public Key Format . . . . .</a>	<a href="#">10</a>
<a href="#">5.6.</a>	<a href="#">Rendezvous Servers Format . . . . .</a>	<a href="#">10</a>
<a href="#">6.</a>	<a href="#">HIP RR Presentation Format . . . . .</a>	<a href="#">10</a>
<a href="#">7.</a>	<a href="#">Examples . . . . .</a>	<a href="#">11</a>
<a href="#">8.</a>	<a href="#">Security Considerations . . . . .</a>	<a href="#">12</a>
<a href="#">8.1.</a>	<a href="#">Attacker Tampering with an Insecure HIP RR . . . . .</a>	<a href="#">12</a>
<a href="#">8.2.</a>	<a href="#">Hash and HITs Collisions . . . . .</a>	<a href="#">13</a>
<a href="#">8.3.</a>	<a href="#">DNSSEC . . . . .</a>	<a href="#">13</a>
<a href="#">9.</a>	<a href="#">IANA Considerations . . . . .</a>	<a href="#">13</a>
<a href="#">10.</a>	<a href="#">Contributors . . . . .</a>	<a href="#">14</a>
<a href="#">11.</a>	<a href="#">Acknowledgments . . . . .</a>	<a href="#">14</a>
<a href="#">12.</a>	<a href="#">References . . . . .</a>	<a href="#">14</a>
<a href="#">12.1.</a>	<a href="#">Normative references . . . . .</a>	<a href="#">14</a>
<a href="#">12.2.</a>	<a href="#">Informative references . . . . .</a>	<a href="#">15</a>
<a href="#">Appendix A.</a>	<a href="#">Changes from <a href="#">RFC 5205</a> . . . . .</a>	<a href="#">16</a>

Internet-Draft

HIP DNS Extension

March 2011

## 1. Introduction

This document specifies a new resource record (RR) for the Domain Name System (DNS) [[RFC1034](#)], and how to use it with the Host Identity Protocol (HIP) [[I-D.ietf-hip-rfc5201-bis](#)]. This RR allows a HIP node to store in the DNS its Host Identity (HI, the public component of the node public-private key pair), Host Identity Tag (HIT, a truncated hash of its HI), and the Domain Names of its rendezvous servers (RVSSs) [[I-D.ietf-hip-rfc5204-bis](#)].

Currently, most of the Internet applications that need to communicate with a remote host first translate a domain name (often obtained via user input) into one or more IP address(es). This step occurs prior to communication with the remote host, and relies on a DNS lookup.

With HIP, IP addresses are intended to be used mostly for on-the-wire communication between end hosts, while most Upper Layer Protocols (ULP) and applications use HIs or HITs instead (ICMP might be an example of an ULP not using them). Consequently, we need a means to translate a domain name into an HI. Using the DNS for this translation is pretty straightforward: We define a new HIP resource record. Upon query by an application or ULP for a name to IP address lookup, the resolver would then additionally perform a name to HI lookup, and use it to construct the resulting HI to IP address mapping (which is internal to the HIP layer). The HIP layer uses the HI to IP address mapping to translate HIs and HITs into IP addresses and vice versa.

The HIP Rendezvous Extension [[I-D.ietf-hip-rfc5204-bis](#)] allows a HIP node to be reached via the IP address(es) of a third party, the node's rendezvous server (RVS). An Initiator willing to establish a HIP association with a Responder served by an RVS would typically initiate a HIP exchange by sending an I1 towards the RVS IP address rather than towards the Responder IP address. Consequently, we need a means to find the name of a rendezvous server for a given host name.

This document introduces the new HIP DNS resource record to store the Rendezvous Server (RVS), Host Identity (HI), and Host Identity Tag (HIT) information.

## [2.](#) Conventions Used in This Document

The key words "MUST", "MUST NOT", "REQUIRED", "SHALL", "SHALL NOT", "SHOULD", "SHOULD NOT", "RECOMMENDED", "MAY", and "OPTIONAL" in this document are to be interpreted as described in [RFC 2119](#) [[RFC2119](#)].

## [3.](#) Usage Scenarios

In this section, we briefly introduce a number of usage scenarios where the DNS is useful with the Host Identity Protocol.

With HIP, most applications and ULPs are unaware of the IP addresses used to carry packets on the wire. Consequently, a HIP node could take advantage of having multiple IP addresses for fail-over, redundancy, mobility, or renumbering, in a manner that is transparent to most ULPs and applications (because they are bound to HIs; hence, they are agnostic to these IP address changes).

In these situations, for a node to be reachable by reference to its Fully Qualified Domain Name (FQDN), the following information should be stored in the DNS:

- o A set of IP address(es) via A [[RFC1035](#)] and AAAA [[RFC3596](#)] RR sets (RRSets [[RFC2181](#)]).
- o A Host Identity (HI), Host Identity Tag (HIT), and possibly a set of rendezvous servers (RVS) through HIP RRs.

When a HIP node wants to initiate communication with another HIP node, it first needs to perform a HIP base exchange to set up a HIP association towards its peer. Although such an exchange can be initiated opportunistically, i.e., without prior knowledge of the Responder's HI, by doing so both nodes knowingly risk man-in-the-middle attacks on the HIP exchange. To prevent these attacks, it is recommended that the Initiator first obtain the HI of the Responder,

and then initiate the exchange. This can be done, for example, through manual configuration or DNS lookups. Hence, a new HIP RR is introduced.

When a HIP node is frequently changing its IP address(es), the natural DNS latency for propagating changes may prevent it from publishing its new IP address(es) in the DNS. For solving this problem, the HIP Architecture [[RFC4423](#)] introduces rendezvous servers (RVSs) [[I-D.ietf-hip-rfc5204-bis](#)]. A HIP host uses a rendezvous server as a rendezvous point to maintain reachability with possible HIP initiators while moving [[RFC5206](#)]. Such a HIP node would publish in the DNS its RVS domain name(s) in a HIP RR, while keeping its RVS up-to-date with its current set of IP addresses.

When a HIP node wants to initiate a HIP exchange with a Responder, it will perform a number of DNS lookups. Depending on the type of implementation, the order in which those lookups will be issued may vary. For instance, implementations using HIT in APIs may typically first query for HIP resource records at the Responder FQDN, while

those using an IP address in APIs may typically first query for A and/or AAAA resource records.

In the following, we assume that the Initiator first queries for HIP resource records at the Responder FQDN.

If the query for the HIP type was responded to with a DNS answer with RCODE=3 (Name Error), then the Responder's information is not present in the DNS and further queries for the same owner name SHOULD NOT be made.

In case the query for the HIP records returned a DNS answer with RCODE=0 (No Error) and an empty answer section, it means that no HIP information is available at the responder name. In such a case, if the Initiator has been configured with a policy to fallback to opportunistic HIP (initiating without knowing the Responder's HI) or plain IP, it would send out more queries for A and AAAA types at the Responder's FQDN.

Depending on the combinations of answers, the situations described in [Section 3.1](#) and [Section 3.2](#) can occur.

Note that storing HIP RR information in the DNS at an FQDN that is assigned to a non-HIP node might have ill effects on its reachability by HIP nodes.

### 3.1. Simple Static Singly Homed End-Host

A HIP node (R) with a single static network attachment, wishing to be reachable by reference to its FQDN (www.example.com), would store in the DNS, in addition to its IP address(es) (IP-R), its Host Identity (HI-R) and Host Identity Tag (HIT-R) in a HIP resource record.

An Initiator willing to associate with a node would typically issue the following queries:

- o QNAME=www.example.com, QTYPE=HIP
- o (QCLASS=IN is assumed and omitted from the examples)

Which returns a DNS packet with RCODE=0 and one or more HIP RRs with the HIT and HI (e.g., HIT-R and HI-R) of the Responder in the answer section, but no RVS.

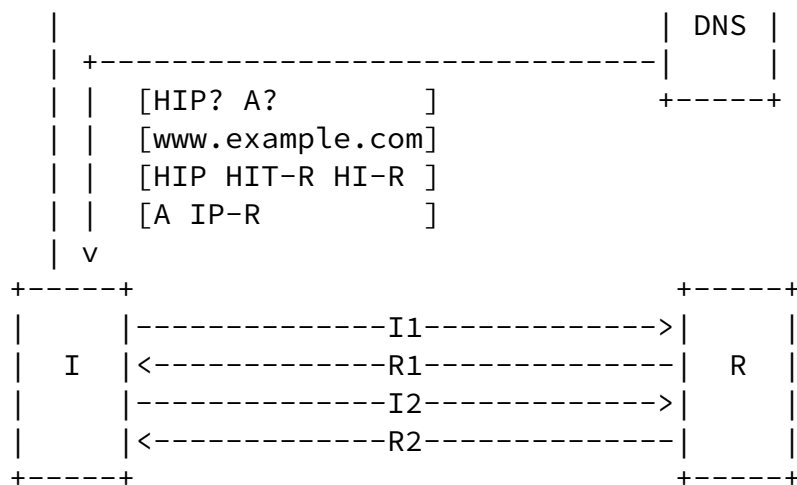
- o QNAME=www.example.com, QTYPE=A QNAME=www.example.com, QTYPE=AAAA

Which returns DNS packets with RCODE=0 and one or more A or AAAA RRs containing IP address(es) of the Responder (e.g., IP-R) in the answer section.

Caption: In the remainder of this document, for the sake of keeping diagrams simple and concise, several DNS queries and answers are represented as one single transaction, while in fact there are several queries and answers flowing back and forth, as described in the textual examples.

```

[HIP? A?          ]
[www.example.com]  +-----+
+----->|          |
```



### Static Singly Homed Host

The Initiator would then send an I1 to the Responder's IP addresses (IP-R).

### 3.2. Mobile end-host

A mobile HIP node (R) wishing to be reachable by reference to its FQDN (www.example.com) would store in the DNS, possibly in addition to its IP address(es) (IP-R), its HI (HI-R), HIT (HIT-R), and the domain name(s) of its rendezvous server(s) (e.g., rvs.example.com) in HIP resource record(s). The mobile HIP node also needs to notify its rendezvous servers of any change in its set of IP address(es).

An Initiator willing to associate with such a mobile node would typically issue the following queries:

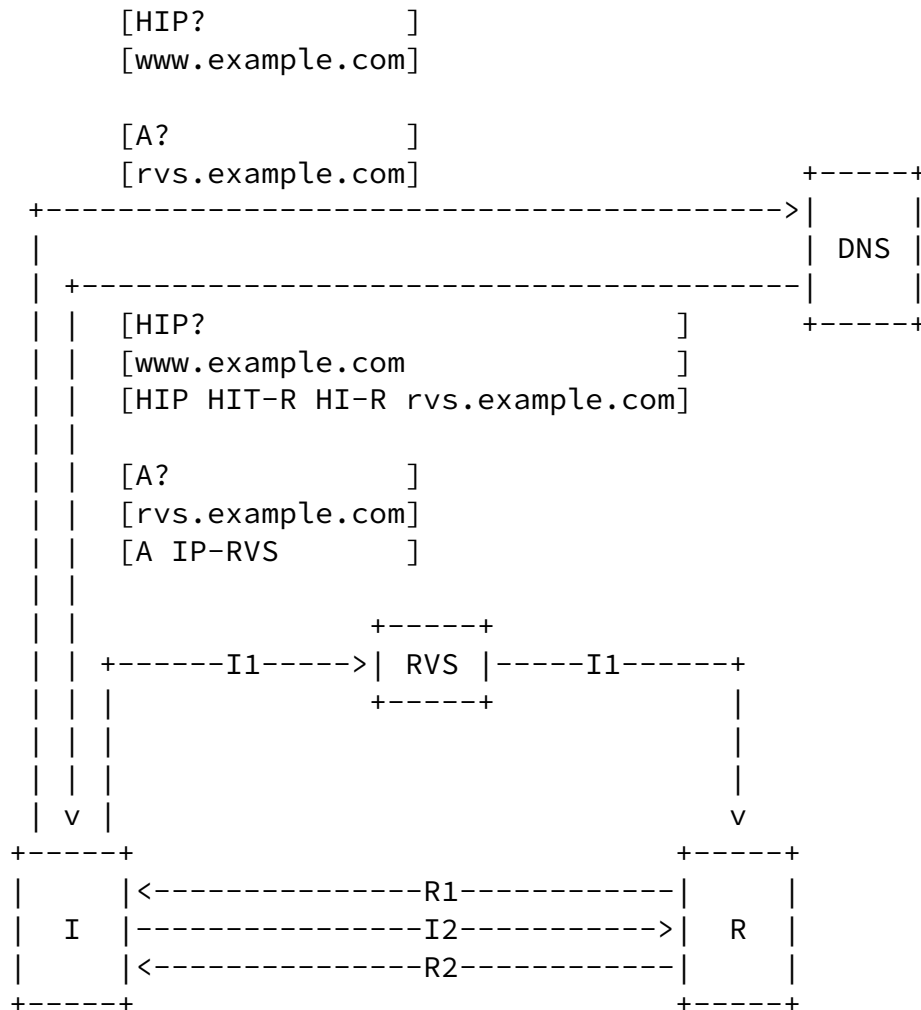
- o QNAME=www.example.com, QTYPE=HIP

Which returns a DNS packet with RCODE=0 and one or more HIP RRs with the HIT, HI, and RVS domain name(s) (e.g., HIT-R, HI-R, and rvs.example.com) of the Responder in the answer section.

- o QNAME=rvs.example.com, QTYPE=A QNAME=www.example.com, QTYPE=AAAA

Which returns DNS packets with RCODE=0 and one or more A or AAAA RRs containing IP address(es) of the Responder's RVS (e.g., IP-RVS) in

the answer section.



## Mobile End-Host

The Initiator would then send an I1 to the RVS IP address (IP-RVS). Following, the RVS will relay the I1 up to the mobile node's IP address (IP-R), which will complete the HIP exchange.



#### [4.1.](#) Storing HI, HIT, and RVS in the DNS

For any HIP node, its Host Identity (HI), the associated Host Identity Tag (HIT), and the FQDN of its possible RVSS can be stored in a DNS HIP RR. Any conforming implementation may store a Host Identity (HI) and its associated Host Identity Tag (HIT) in a DNS HIP RDATA format. HI and HIT are defined in [Section 3](#) of the HIP specification [[I-D.ietf-hip-rfc5201-bis](#)].

Upon return of a HIP RR, a host MUST always calculate the HI-derivative HIT to be used in the HIP exchange, as specified in [Section 3](#) of the HIP specification [[I-D.ietf-hip-rfc5201-bis](#)], while the HIT possibly embedded along SHOULD only be used as an optimization (e.g., table lookup).

The HIP resource record may also contain one or more domain name(s) of rendezvous server(s) towards which HIP I1 packets might be sent to trigger the establishment of an association with the entity named by this resource record [[I-D.ietf-hip-rfc5204-bis](#)].

The rendezvous server field of the HIP resource record stored at a given owner name MAY include the owner name itself. A semantically equivalent situation occurs if no rendezvous server is present in the HIP resource record stored at that owner name. Such situations occur in two cases:

- o The host is mobile, and the A and/or AAAA resource record(s) stored at its host name contain the IP address(es) of its rendezvous server rather than its own one.
- o The host is stationary, and can be reached directly at the IP address(es) contained in the A and/or AAAA resource record(s) stored at its host name. This is a degenerated case of rendezvous service where the host somewhat acts as a rendezvous server for itself.

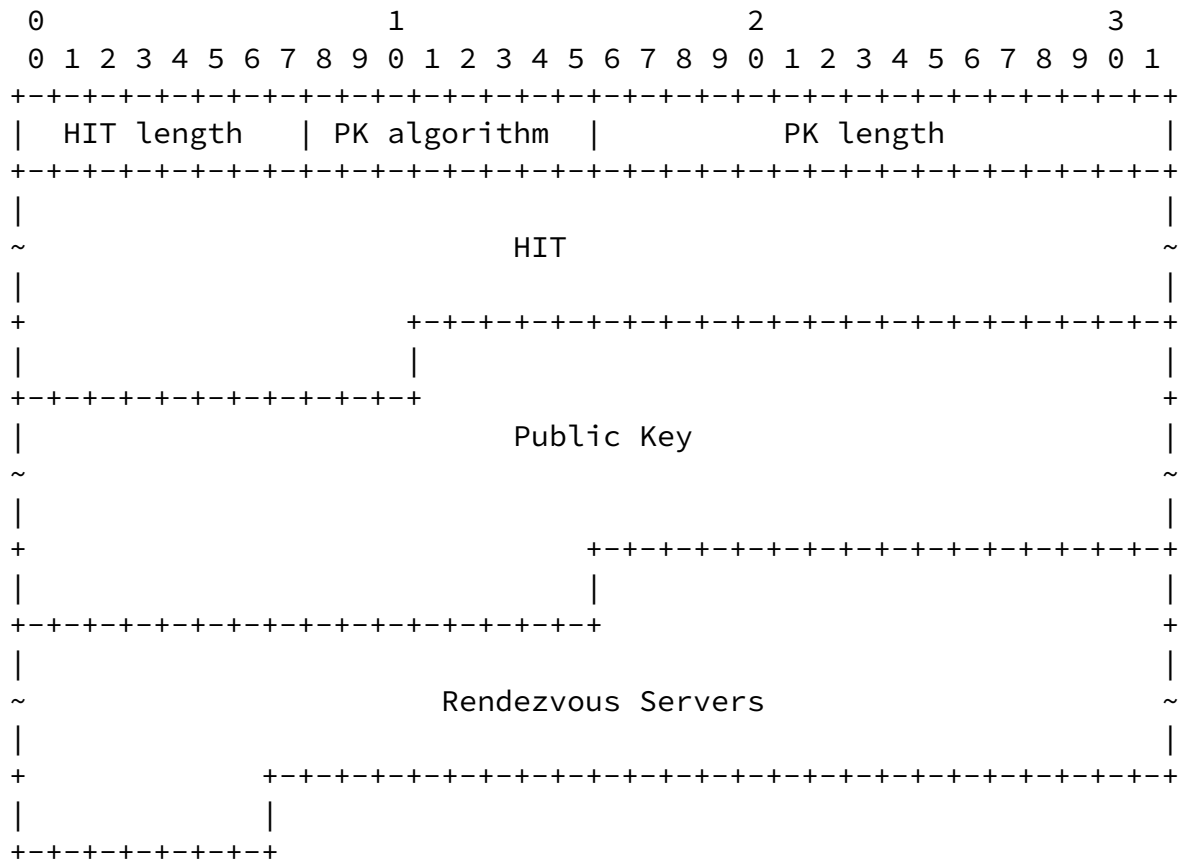
An RVS receiving such an I1 would then relay it to the appropriate Responder (the owner of the I1 receiver HIT). The Responder will then complete the exchange with the Initiator, typically without ongoing help from the RVS.

#### [4.2.](#) Initiating Connections Based on DNS Names

On a HIP node, a Host Identity Protocol exchange SHOULD be initiated whenever a ULP attempts to communicate with an entity and the DNS lookup returns HIP resource records.

## 5. HIP RR Storage Format

The RDATA for a HIP RR consists of a public key algorithm type, the HIT length, a HIT, a public key, and optionally one or more rendezvous server(s).



The HIT length, PK algorithm, PK length, HIT, and Public Key fields are REQUIRED. The Rendezvous Servers field is OPTIONAL.

### 5.1. HIT Length Format

The HIT length indicates the length in bytes of the HIT field. This is an 8-bit unsigned integer.

### 5.2. PK Algorithm Format

The PK algorithm field indicates the public key cryptographic algorithm and the implied public key field format. This is an 8-bit unsigned integer. This document reuses the values defined for the 'algorithm type' of the IPSECKEY RR [[RFC4025](#)].

Presently defined values are listed in [Section 9](#) for reference.

### [5.3.](#) PK Length Format

The PK length indicates the length in bytes of the Public key field. This is a 16-bit unsigned integer in network byte order.

### [5.4.](#) HIT Format

The HIT is stored as a binary value in network byte order.

### [5.5.](#) Public Key Format

Both of the public key types defined in this document (RSA and DSA) reuse the public key formats defined for the IPSECKEY RR [[RFC4025](#)].

The DSA key format is defined in [RFC 2536](#) [[RFC2536](#)].

The RSA key format is defined in [RFC 3110](#) [[RFC3110](#)] and the RSA key size limit (4096 bits) is relaxed in the IPSECKEY RR [[RFC4025](#)] specification.

### [5.6.](#) Rendezvous Servers Format

The Rendezvous Servers field indicates one or more variable length wire-encoded domain names of rendezvous server(s), as described in [Section 3.3 of RFC 1035](#) [[RFC1035](#)]. The wire-encoded format is self-describing, so the length is implicit. The domain names MUST NOT be compressed. The rendezvous server(s) are listed in order of preference (i.e., first rendezvous server(s) are preferred), defining an implicit order amongst rendezvous servers of a single RR. When multiple HIP RRs are present at the same owner name, this implicit order of rendezvous servers within an RR MUST NOT be used to infer a preference order between rendezvous servers stored in different RRs.

## [6.](#) HIP RR Presentation Format

This section specifies the representation of the HIP RR in a zone master file.

The HIT length field is not represented, as it is implicitly known

thanks to the HIT field representation.

The PK algorithm field is represented as unsigned integers.

The HIT field is represented as the Base16 encoding [[RFC4648](#)] (a.k.a. hex or hexadecimal) of the HIT. The encoding MUST NOT contain whitespaces to distinguish it from the public key field.

The Public Key field is represented as the Base64 encoding [[RFC4648](#)] of the public key. The encoding MUST NOT contain whitespace(s) to distinguish it from the Rendezvous Servers field.

The PK length field is not represented, as it is implicitly known thanks to the Public key field representation containing no whitespaces.

The Rendezvous Servers field is represented by one or more domain name(s) separated by whitespace(s).

The complete representation of the HPIHI record is:

```
IN  HIP    ( pk-algorithm
              base16-encoded-hit
              base64-encoded-public-key
              rendezvous-server[1]
              ...
              rendezvous-server[n] )
```

When no RVSS are present, the representation of the HPIHI record is:

```
IN  HIP    ( pk-algorithm
              base16-encoded-hit
              base64-encoded-public-key )
```

## [7.](#) Examples

In the examples below, the public key field containing no whitespace is wrapped since it does not fit in a single line of this document.

Example of a node with HI and HIT but no RVS:

```
www.example.com.      IN  HIP ( 2 200100107B1A74DF365639CC39F1D578
                        AwEAAbdxyhNuSutc5EMzxTs9LBPCIk0FH8cIvM4p
9+LrV4e19WzK00+CI6zBCQTdtWsuxKbWIy87U0oJTwkUs7lBu+Upr1gsNrut79ryra+bSRGQ
b1slImA8YVJyuIDSj7kwzG7jnERNqnWxZ48AWkskmdHaVDP4BcelrTI3rMXdXF5D )
```

Example of a node with a HI, HIT, and one RVS:

```
www.example.com.      IN  HIP ( 2 200100107B1A74DF365639CC39F1D578
                        AwEAAbdxyhNuSutc5EMzxTs9LBPCIk0FH8cIvM4p
9+LrV4e19WzK00+CI6zBCQTdtWsuxKbWIy87U0oJTwkUs7lBu+Upr1gsNrut79ryra+bSRGQ
b1slImA8YVJyuIDSj7kwzG7jnERNqnWxZ48AWkskmdHaVDP4BcelrTI3rMXdXF5D
                        rvs.example.com. )
```

Laganier Expires September 15, 2011 [Page 11]

---

Internet-Draft HIP DNS Extension March 2011

Example of a node with a HI, HIT, and two RVSS:

```
www.example.com.      IN  HIP ( 2 200100107B1A74DF365639CC39F1D578
                        AwEAAbdxyhNuSutc5EMzxTs9LBPCIk0FH8cIvM4p
9+LrV4e19WzK00+CI6zBCQTdtWsuxKbWIy87U0oJTwkUs7lBu+Upr1gsNrut79ryra+bSRGQ
b1slImA8YVJyuIDSj7kwzG7jnERNqnWxZ48AWkskmdHaVDP4BcelrTI3rMXdXF5D
                        rvs1.example.com.
                        rvs2.example.com. )
```

## 8. Security Considerations

This section contains a description of the known threats involved with the usage of the HIP DNS Extension.

In a manner similar to the IPSECKEY RR [[RFC4025](#)], the HIP DNS Extension allows for the provision of two HIP nodes with the public keying material (HI) of their peer. These HIs will be subsequently used in a key exchange between the peers. Hence, the HIP DNS Extension introduces the same kind of threats that IPSECKEY does, plus threats caused by the possibility given to a HIP node to initiate or accept a HIP exchange using "opportunistic" or "unpublished Initiator HI" modes.

A HIP node SHOULD obtain HIP RRs from a trusted party through a secure channel ensuring data integrity and authenticity of the RRs. DNSSEC

[RFC4033] [RFC4034] [RFC4035] provides such a secure channel. However, it should be emphasized that DNSSEC only offers data integrity and authenticity guarantees to the channel between the DNS server publishing a zone and the HIP node. DNSSEC does not ensure that the entity publishing the zone is trusted. Therefore, the RRSIG signature of the HIP RRSets MUST NOT be misinterpreted as a certificate binding the HI and/or the HIT to the owner name.

In the absence of a proper secure channel, both parties are vulnerable to MitM and DoS attacks, and unrelated parties might be subject to DoS attacks as well. These threats are described in the following sections.

### 8.1. Attacker Tampering with an Insecure HIP RR

The HIP RR contains public keying material in the form of the named peer's public key (the HI) and its secure hash (the HIT). Both of these are not sensitive to attacks where an adversary gains knowledge of them. However, an attacker that is able to mount an active attack on the DNS, i.e., tampers with this HIP RR (e.g., using DNS spoofing), is able to mount Man-in-the-Middle attacks on the cryptographic core of the eventual HIP exchange (Responder's HIP RR rewritten by the attacker).

The HIP RR may contain a rendezvous server domain name resolved into a destination IP address where the named peer is reachable by an I1, as per the HIP Rendezvous Extension [[I-D.ietf-hip-rfc5204-bis](#)]. Thus, an attacker able to tamper with this RR is able to redirect I1 packets sent to the named peer to a chosen IP address for DoS or MitM attacks. Note that this kind of attack is not specific to HIP and exists independently of whether or not HIP and the HIP RR are used. Such an attacker might tamper with A and AAAA RRs as well.

An attacker might obviously use these two attacks in conjunction: It will replace the Responder's HI and RVS IP address by its own in a spoofed DNS packet sent to the Initiator HI, then redirect all exchanged packets to him and mount a MitM on HIP. In this case, HIP won't provide confidentiality nor Initiator HI protection from eavesdroppers.

### 8.2. Hash and HITs Collisions

As with many cryptographic algorithms, some secure hashes (e.g., SHA1, used by HIP to generate a HIT from an HI) eventually become insecure, because an exploit has been found in which an attacker with reasonable computation power breaks one of the security features of the hash (e.g., its supposed collision resistance). This is why a HIP end-node implementation SHOULD NOT authenticate its HIP peers based solely on a HIT retrieved from the DNS, but SHOULD rather use HI-based authentication.

### [8.3.](#) DNSSEC

In the absence of DNSSEC, the HIP RR is subject to the threats described in [RFC 3833](#) [[RFC3833](#)].

## [9.](#) IANA Considerations

IANA has allocated one new RR type code (55) for the HIP RR from the standard RR type space.

IANA does not need to open a new registry for public key algorithms of the HIP RR because the HIP RR reuses "algorithms types" defined for the IPSECKEY RR [[RFC4025](#)]. Presently defined values are shown here for reference only:

0 is reserved

1 is DSA

2 is RSA

In the future, if a new algorithm is to be used for the HIP RR, a new algorithm type and corresponding public key encoding should be defined for the IPSECKEY RR. The HIP RR should reuse both the same algorithm type and the same corresponding public key format as the IPSECKEY RR.

## [10.](#) Contributors

Pekka Nikander ([pekka.nikander@nomadiclab.com](mailto:pekka.nikander@nomadiclab.com)) co-authored an earlier, experimental version of this specification [[RFC5205](#)].

## 11. Acknowledgments

As usual in the IETF, this document is the result of a collaboration between many people. The authors would like to thank the author (Michael Richardson), contributors, and reviewers of the IPSECKEY RR [\[RFC4025\]](#) specification, after which this document was framed. The authors would also like to thank the following people, who have provided thoughtful and helpful discussions and/or suggestions, that have helped improve this document: Jeff Ahrenholz, Rob Austein, Hannu Flinck, Olafur Gudmundsson, Tom Henderson, Peter Koch, Olaf Kolkman, Miika Komu, Andrew McGregor, Erik Nordmark, and Gabriel Montenegro. Some parts of this document stem from the HIP specification [\[I-D.ietf-hip-rfc5201-bis\]](#).

## 12. References

### 12.1. Normative references

- [I-D.ietf-hip-rfc5201-bis] Moskowitz, R., Heer, T., Jokela, P., and T. Henderson, "Host Identity Protocol Version 2 (HIPv2)", [draft-ietf-hip-rfc5201-bis-05](#) (work in progress), March 2011.
- [I-D.ietf-hip-rfc5204-bis] Laganier, J. and L. Eggert, "Host Identity Protocol (HIP) Rendezvous Extension", [draft-ietf-hip-rfc5204-bis-00](#) (work in progress), August 2010.
- [RFC1034] Mockapetris, P., "Domain names - concepts and facilities", STD 13, [RFC 1034](#), November 1987.
- [RFC1035] Mockapetris, P., "Domain names - implementation and specification", STD 13, [RFC 1035](#), November 1987.

Laganier Expires September 15, 2011 [Page 14]

---

Internet-Draft HIP DNS Extension March 2011

- [RFC2119] Bradner, S., "Key words for use in RFCs to Indicate Requirement Levels", [BCP 14](#), [RFC 2119](#), March 1997.



- [RFC2181] Elz, R. and R. Bush, "Clarifications to the DNS Specification", [RFC 2181](#), July 1997.
- [RFC3596] Thomson, S., Huitema, C., Ksinant, V., and M. Souissi, "DNS Extensions to Support IP Version 6", [RFC 3596](#), October 2003.
- [RFC4025] Richardson, M., "A Method for Storing IPsec Keying Material in DNS", [RFC 4025](#), March 2005.
- [RFC4033] Arends, R., Austein, R., Larson, M., Massey, D., and S. Rose, "DNS Security Introduction and Requirements", [RFC 4033](#), March 2005.
- [RFC4034] Arends, R., Austein, R., Larson, M., Massey, D., and S. Rose, "Resource Records for the DNS Security Extensions", [RFC 4034](#), March 2005.
- [RFC4035] Arends, R., Austein, R., Larson, M., Massey, D., and S. Rose, "Protocol Modifications for the DNS Security Extensions", [RFC 4035](#), March 2005.
- [RFC4648] Josefsson, S., "The Base16, Base32, and Base64 Data Encodings", [RFC 4648](#), October 2006.

## [12.2](#). Informative references

- [RFC2536] Eastlake, D., "DSA KEYS and SIGs in the Domain Name System (DNS)", [RFC 2536](#), March 1999.
- [RFC3110] Eastlake, D., "RSA/SHA-1 SIGs and RSA KEYS in the Domain Name System (DNS)", [RFC 3110](#), May 2001.
- [RFC3833] Atkins, D. and R. Austein, "Threat Analysis of the Domain Name System

(DNS)", [RFC 3833](#), August 2004.

[RFC4423] Moskowitz, R. and P. Nikander, "Host Identity Protocol (HIP) Architecture", [RFC 4423](#), May 2006.

[RFC5205] Nikander, P. and J. Laganier, "Host Identity Protocol (HIP) Domain Name System (DNS) Extensions", [RFC 5205](#), April 2008.

[RFC5206] Henderson, T., Ed., "End-Host Mobility and Multihoming with the Host Identity Protocol", [RFC 5206](#), April 2008.

#### [Appendix A](#). Changes from [RFC 5205](#)

- o Updated HIP references to revised HIP specifications.

Internet-Draft

HIP DNS Extension

March 2011

Author's Address

Julien Laganier  
Juniper Networks  
1094 North Mathilda Avenue  
Sunnyvale, CA 94089  
USA

Phone: +1 408 936 0385  
EMail: [julien.ietf@gmail.com](mailto:julien.ietf@gmail.com)

Laganier

Expires September 15, 2011

[Page 17]