

Network Working Group
Internet-Draft
Intended status: Informational
Expires: September 9, 2009

Q. Wu (Editor)
Huawei
Y. Ohba (Editor)
Toshiba
March 8, 2009

EAP Pre-authentication Problem Statement
draft-ietf-hokey-preauth-ps-06

Status of this Memo

This Internet-Draft is submitted to IETF in full conformance with the provisions of [BCP 78](#) and [BCP 79](#).

Internet-Drafts are working documents of the Internet Engineering Task Force (IETF), its areas, and its working groups. Note that other groups may also distribute working documents as Internet-Drafts.

Internet-Drafts are draft documents valid for a maximum of six months and may be updated, replaced, or obsoleted by other documents at any time. It is inappropriate to use Internet-Drafts as reference material or to cite them other than as "work in progress."

The list of current Internet-Drafts can be accessed at <http://www.ietf.org/ietf/lid-abstracts.txt>.

The list of Internet-Draft Shadow Directories can be accessed at <http://www.ietf.org/shadow.html>.

This Internet-Draft will expire on September 9, 2009.

Copyright Notice

Copyright (c) 2009 IETF Trust and the persons identified as the document authors. All rights reserved.

This document is subject to [BCP 78](#) and the IETF Trust's Legal Provisions Relating to IETF Documents in effect on the date of publication of this document (<http://trustee.ietf.org/license-info>). Please review these documents carefully, as they describe your rights and restrictions with respect to this document.

Abstract

EAP (Extensible Authentication Protocol) pre-authentication is defined as the use of EAP to pre-establish EAP keying material on a

target authenticator prior to arrival of the peer at the access network managed by that authenticator. This draft discusses EAP pre-authentication problems in detail.

Table of Contents

1.	Introduction	3
2.	Terminology	3
3.	Problem Statement	6
4.	Usage Models	9
4.1.	The pre-authentication model(Peer-CA-AAA)	9
4.2.	The Pre-authentication model(Peer-SA-CA-AAA)	10
4.3.	The Pre-authentication model(Peer-SA-AAA-CA)	12
5.	Architectural Considerations	13
5.1.	Authenticator Discovery	13
5.2.	Context Binding	13
6.	AAA Issues	14
7.	Security Considerations	16
8.	IANA Considerations	17
9.	Acknowledgments	17
10.	Contributors	17
11.	References	17
11.1.	Normative References	17
11.2.	Informative References	18
	Authors' Addresses	19

1. Introduction

When a mobile device during an active communication session moves from one access network to another access network and changes its point of attachment, it is subjected to disruption in the continuity of service because of the associated handover operation. The performance requirement of a real-time application will vary based on the type of application and its characteristics such as delay tolerance and loss tolerance limit. ITU-T G.114 [[ITU](#)] recommends 150 ms as the upper limit for VoIP applications and 400 ms as generally unacceptable delay. Similarly, a streaming application has a tolerable packet (SDU) error rates ranging from 0.1 to 0.00001 and the transfer delay of less than 300 ms. Thus, any optimized handoff mechanism will need to take these factors into consideration in order to be able to support a heterogeneous handover that is agnostic to link-layer technologies.

As a mobile device goes through a handover process, it is subjected to delay because of the rebinding of its association at or across several layers of the protocol stack and higher number of round trips for EAP exchange. Delays incurred within each of these layers affect the ongoing multimedia application and data traffic within the client [[WCM](#)].

During the handover process, it often requires authentication and authorization for acquisition or modification of resources assigned to a mobile device and the authentication and authorization needs interaction with a central authority in a domain in most cases. In some cases the central authority may be placed far away from the mobile device. The delay introduced due to such an authentication and authorization procedure adds to the handover latency and consequently affects ongoing application sessions [[MQ7](#)]. As regarding this kind of delay, we focus our discussion highlighting the factors that affect the performance due to network access authentication and authorization where EAP [[RFC3748](#)] is used for network access authentication.

This draft discusses EAP pre-authentication problems in detail where EAP pre-authentication is defined as the utilization of EAP to pre-establish EAP keying material on an EAP authenticator prior to arrival of the mobile device that acts as an EAP peer, at the access network served by that authenticator.

[2.](#) Terminology

Peer

See [[RFC3748](#)].

Authenticator

See [[RFC3748](#)].

EAP Server

See [[RFC3748](#)].

Serving Authenticator (SA)

An authenticator that is currently serving the peer.

Target Authenticator (TA)

An authenticator that has been chosen to be the new serving authenticator for a peer.

Candidate Authenticator (CA)

An authenticator that can potentially become the target authenticator for a peer. There can be multiple candidate authenticators for the peer.

Serving Access Network

An access network that is currently serving the peer.

Candidate Access Network

An access network that can potentially become the target access network for a peer. There can be multiple candidate access network for the peer.

Target Access Network

An access network that has been chosen to be the new serving access network for a peer.

Master Session Key (MSK)

See [[RFC3748](#)].

Access Point (AP)

A network point of attachment in IEEE 802.11 wireless LAN [[802.11](#)].

Basic Service Set (BSS)

The basic building block of an IEEE 802.11 wireless LAN [[802.11](#)]. The BSS consists of a group of any number of 802.11 stations.

Extended Service Set (ESS)

A set of infrastructure BSSs in IEEE 802.11 wireless LAN [[802.11](#)], where the access points communicate amongst themselves to forward traffic from one BSS to another to facilitate movement of stations between BSSs.

Inter-ESS Handover

An 802.11 handover across multiple ESSs.

Intra-AAA-Domain Handover (Intra-Domain Handover)

A handover within the same AAA domain. Intra-AAA-domain Handover include a handover across different authenticators within the same AAA domain.

Inter-AAA-Domain Handover (Inter-Domain Handover)

A handover across multiple AAA domains.

Intra-Technology Handover

A handover within the same link layer technology.

Inter-Technology Handover

A handover across different link layer technologies.

Inter-Authenticator Handover

A handover across multiple authenticators. An inter-access-domain handover, an inter-ESS handover, an inter-AAA-domain handover, an inter-technology handover can be view as examples of An inter-authenticator handover.

ERP (EAP Extensions for EAP Re-authentication Protocol)

Extensions to EAP and EAP keying hierarchy to support an EAP method-independent protocol for efficient re-authentication between the peer and an EAP re-authentication server defined in [[RFC5296](#)].

3. Problem Statement

The basic mechanism of handover is a three-step procedure involving i) discovery of candidate network points of attachment and their authenticators, ii) network selection procedure to determine the appropriate candidate network point of attachment and iii) handover or setting up L2 and L3 connectivity to the target network point of

attachment. Currently, as part of the third step, network access authentication and authorization are performed directly with the target network. For example, in IEEE 802.11 wireless LANs [802.11], the network access authentication and authorization involves performing a new IEEE 802.1X message exchange with the authenticator in the target AP to initiate an EAP exchange to the authentication server [WPA]. Following a successful EAP authentication, a secure association procedure is performed between the peer and the target authenticator to derive a new set of link-layer ciphering keys from EAP keying material such as the MSK. The third step may require full EAP authentication in the absence of any particular optimization for handover key management. The handover latency introduced by full EAP authentication has proven to be larger than that is acceptable for real-time applications scenarios as described in [MQ7]. Hence, improvement in the handover latency performance due to EAP is a necessary objective for such scenarios.

There is relevant work undertaken by various standards organizations, but these efforts are scoped to a specific link layer technology. IEEE 802.11F [802.11f], a trial use document has defined context transfer and caching mechanism to transfer some IEEE 802.11 keying material between the neighboring APs. However, it has been administratively withdrawn since 2006. IEEE 802.11 [802.11] defines a pre-authentication mechanism for use in 802.11 wireless networks. This mechanism allows peers to pre-authenticate to one or more candidate authenticators over the wired medium, by way of the serving authenticator. IEEE 802.11r [802.11r] defines Fast BSS transition mechanisms involving a definition of a key management hierarchy and setup of session keys before the re-association to the target AP in the same 802.11r mobility domain. These mechanisms, as indicated before, are defined for IEEE 802.11 technologies and are only applicable for intra-technology handover within the 802.11 mobility domain with the limited coverage and fall short when it comes to

inter-technology handovers (e.g., movement between WLAN and 3G cell network) or inter-ESS handover. They also require L2 (e.g., Ethernet) connectivity for transfer of key management signaling to the target AP. A solution is needed to enable EAP pre-authentication for inter-AAA-domain or inter-ESS handovers in IEEE 802.11.

As various flavors of wireless technologies are increasingly available, there is a growing demand for seamless inter-technology

mobility. This is particularly beneficial in the presence of high bandwidth, low cost, wireless technologies (e.g., IEEE 802.11) with only limited coverage, e.g., hotspot coverage while the overlay licensed wireless/cellular coverage is expensive and relatively low bandwidth. Hence, the security optimization mechanisms for better handover performance must be looked at from the IP level so as to make it a common method over different access technologies.

Optimized solutions for secure inter-authenticator handovers can be largely seen as security context transfer: ERP [[RFC5296](#)] or EAP pre-authentication. Security context transfer involves transfer of reusable key context to the new point of attachment. However, the recent AAA key management requirements [[RFC4962](#)] do not recommend horizontal context transfer of reusable key context because of the domino effect in which the compromise of an authenticator will lead to the compromise of another authenticator. So ERP uses existing EAP keying material obtained from AAA server for deriving a re-authentication key to be distributed to an ERP server in a visited domain in order to reduce the handover delay, which eliminates the need for running full EAP authentication with the EAP server in the home domain for intra-domain handovers. On the other hand, there are certain cases where ERP is not applicable or an additional optimization mechanism is needed to establish a key for the candidate authenticator:

- o One case is an inter-domain handover with the trust relationship between the home and visited AAA domains. If there is a trust relationship between the two AAA domains and the visited AAA domain supports ERP, full EAP authentication with the EAP server in the home AAA domain is still needed to distribute the existing keying materials to the ERP server when entering the visited AAA domain.
- o Second case is an inter-technology handover where the target authenticator or AAA domain do not support ERP.
- o Another case is an intra-domain, inter-authenticator handover where the target authenticator or AAA domain do not support ERP, or ERP needs to be performed proactively before the peer arrives at the target authenticator.

with these cases while a general solution for the EAP pre-authentication problem can be used for other handover cases.

EAP pre-authentication has general applicability to various deployment scenarios in which proactive signaling can take effect. In other words, applicability of EAP pre-authentication is limited to the scenarios where candidate authenticators can be discovered and an accurate prediction of movement can be easily made. Also the effectiveness of EAP pre-authentication may be less significant for particular inter-technology handover scenarios where simultaneous use of multiple technologies is not a major concern.

In EAP pre-authentication, AAA-based authentication and authorization for a candidate authenticator is performed while ongoing data communication is in progress via the serving network. The goal of EAP pre-authentication is to avoid AAA signaling for EAP when or soon after the peer moves. There are several AAA issues related to EAP pre-authentication. The pre-authentication AAA issues are described in [Section 6](#).

Figure 1 shows the functional elements that are related to EAP pre-authentication. These functional elements include a peer, a serving authenticator, a candidate authenticator and an AAA/EAP server or AAA/EAP servers. The AAA servers can be divided into the AAA server in the home domain and the AAA proxy/server in the visited AAA domain. When the serving and candidate authenticators belong to different AAA domains, the candidate authenticator may use a different AAA server and user credentials than those were used by the serving authenticator to authenticate the peer.

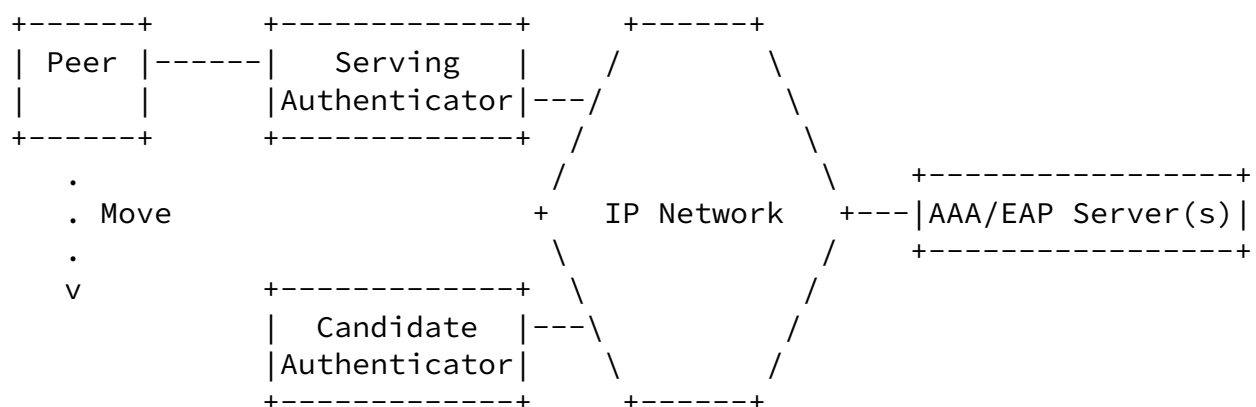


Figure 1: EAP Pre-authentication Functional Elements

A peer is attached to the serving access network. Before the peer performs handover from the serving access network to a candidate access network, it performs EAP pre-authentication with a candidate

authenticator via the serving access network. The peer may perform EAP pre-authentication with one or more candidate authenticators. It is assumed that each authenticator has an IP address. It is assumed that there is at least one candidate authenticator in each candidate access network while the serving access network may or may not have a serving authenticator. The serving and candidate access networks may use different link layer technologies.

Each authenticator is either a standalone authenticator or pass-through authenticator [[RFC3748](#)]. When an authenticator acts as a standalone authenticator, it also has the functionality of an EAP server. When an authenticator acts as a pass-through authenticator, it communicates with the EAP server typically implemented on a AAA server using a AAA transport protocol such as RADIUS [[RFC2865](#)] and Diameter [[RFC3588](#)].

If the candidate authenticator uses an MSK [[RFC5247](#)] for generating lower-layer ciphering keys, EAP pre-authentication is used for proactively generating an MSK for the candidate authenticator.

[4.](#) Usage Models

As specified in the [section 3](#), there are certain cases where Pre-authentication is applicable while ERP does not work. This section concentrates on providing some usage models based on the certain cases mentioned above. It is assumed that in these models there is no direct L2 connectivity between a peer and a candidate authenticator. No security association between the serving authenticator and the candidate authenticator is required for either pre-authentication scenario (see [Section 7](#) [Section 7](#) for more detailed discussion). Depending on how the serving authenticator is involved in the EAP pre-authentication signaling, these scenarios can be categorized into the following three usage models.

[4.1.](#) The pre-authentication model(Peer-CA-AAA)

In this type of pre-authentication model shown in Figure 2,

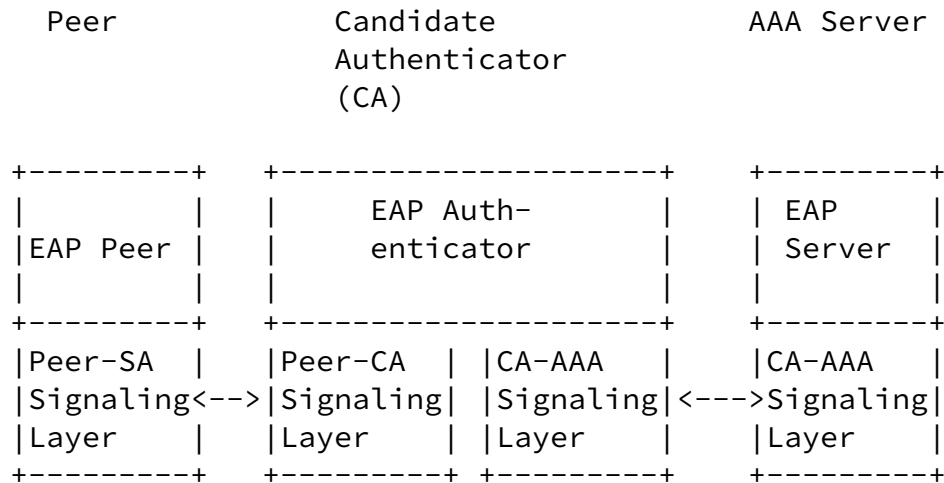


Figure 2: Pre-authentication Model(Peer-CA-AAA)

the serving authenticator does not involve in EAP exchange and only forwards the EAP pre-authentication traffic as it would any other data traffic or there may be no serving authenticator at all in the serving access network. The candidate authenticator and the serving authenticator may belong to the different AAA domain. An intermediary AAA node such as a AAA proxy may also involve in the AAA signaling between the candidate Authenticator and AAA/EAP server.

The pre-authentication signaling for the model (Peer-CA-AAA) is shown in Figure 3.

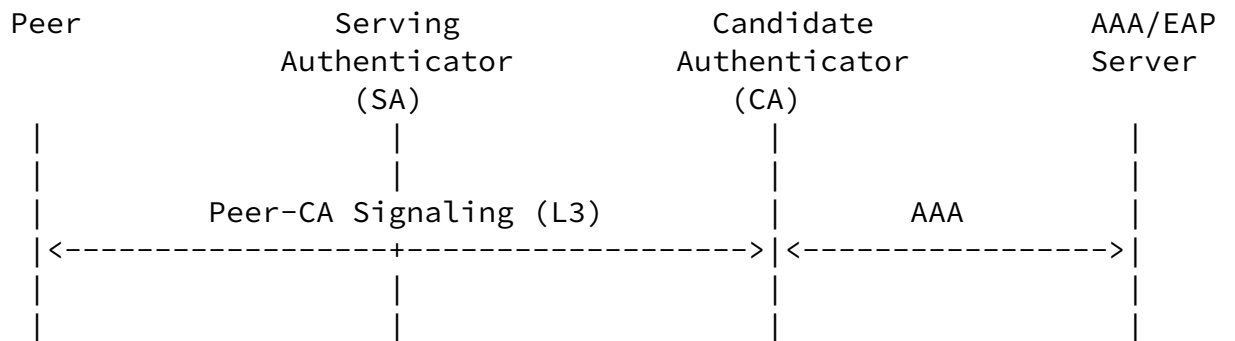


Figure 3: Pre-authentication for the model(Peer,CA,AAA)

[I-D.ietf-pana-preauth] is identified as a protocol to realize direct pre-authentication.

4.2. The Pre-authentication model(Peer-SA-CA-AAA)

The Pre-authentication model(Peer-SA-CA-AAA) is illustrated in Figure 4.

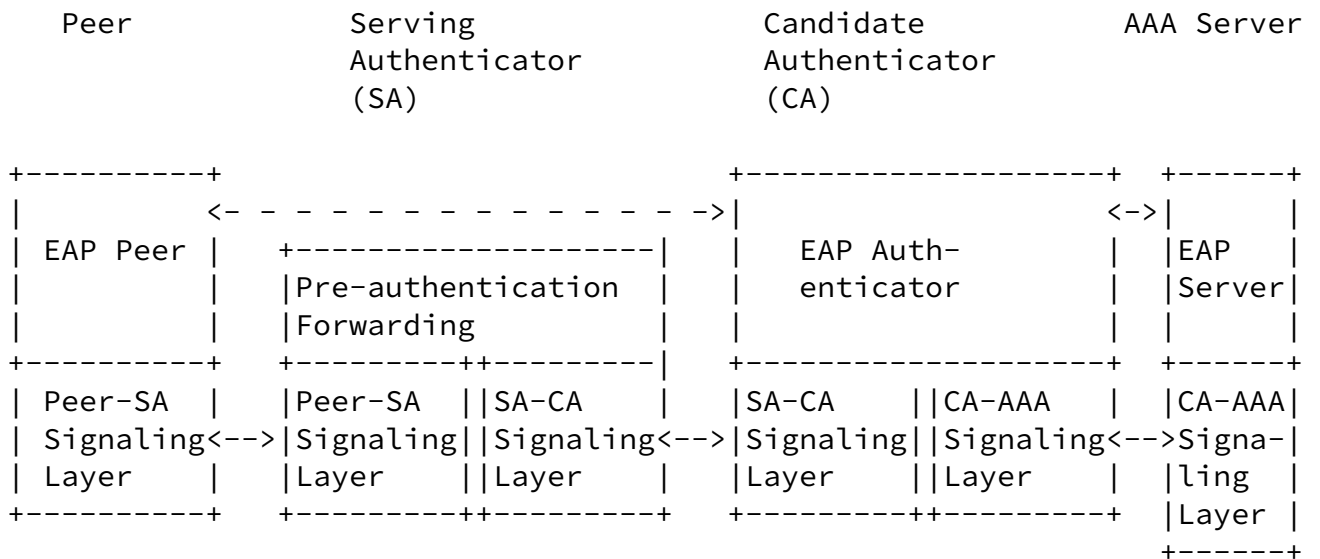


Figure 4: Pre-authentication Model (Peer-SA-CA-AAA)

In this pre-authentication model(Peer-SA-CA-AAA), it is assumed that a trust relationship exists between the serving network (or serving AAA domain) and candidate network (or candidate AAA domain). The candidate authenticator and the serving authenticator may belong to the different AAA domain. An intermediary AAA node such as a AAA proxy may also involve in the AAA signaling between the candidate Authenticator and AAA/EAP server. The serving authenticator is involved in EAP pre-authentication signaling. This pre-authentication model is needed if the peer cannot discover the candidate authenticator's IP address or if IP communication is not available due to security or network topology reasons.

The role of the serving authenticator in this pre-authentication model is to forward EAP pre-authentication signaling between the peer

and the candidate authenticator and not to act as an authenticator, while it acts as an authenticator for normal authentication signaling.

The pre-authentication signaling for this model is shown in Figure 5 .

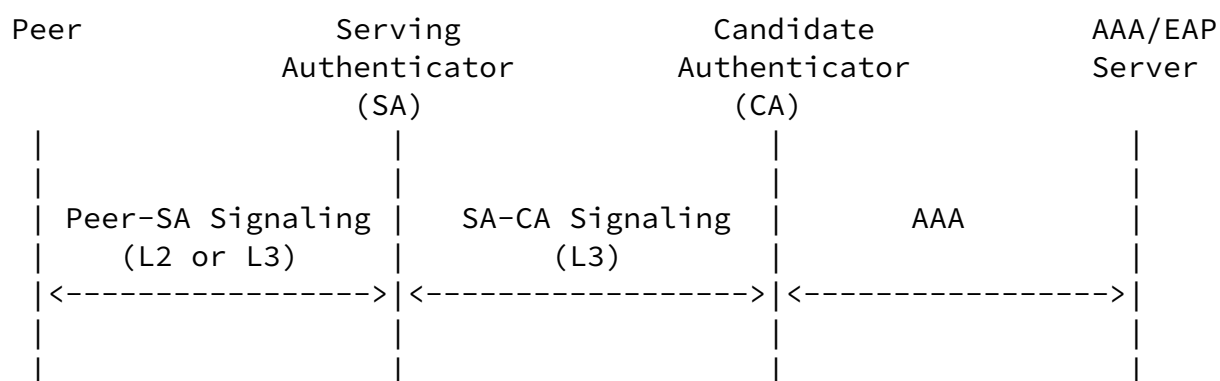


Figure 5: Pre-authentication for the model(Peer-SA-CA-AAA)

In this model, the pre-authentication signaling between a peer and a candidate authenticator consists of peer to serving authenticator signaling (Peer-SA signaling) and serving authenticator to candidate authenticator signaling (SA-CA signaling).

SA-CA signaling is performed over L3.

Peer-SA signaling is performed over L2 or L3.

4.3. The Pre-authentication model(Peer-SA-AAA-CA)

The Pre-authentication model(Peer-SA-AAA-CA) is illustrated in

Figure 6.

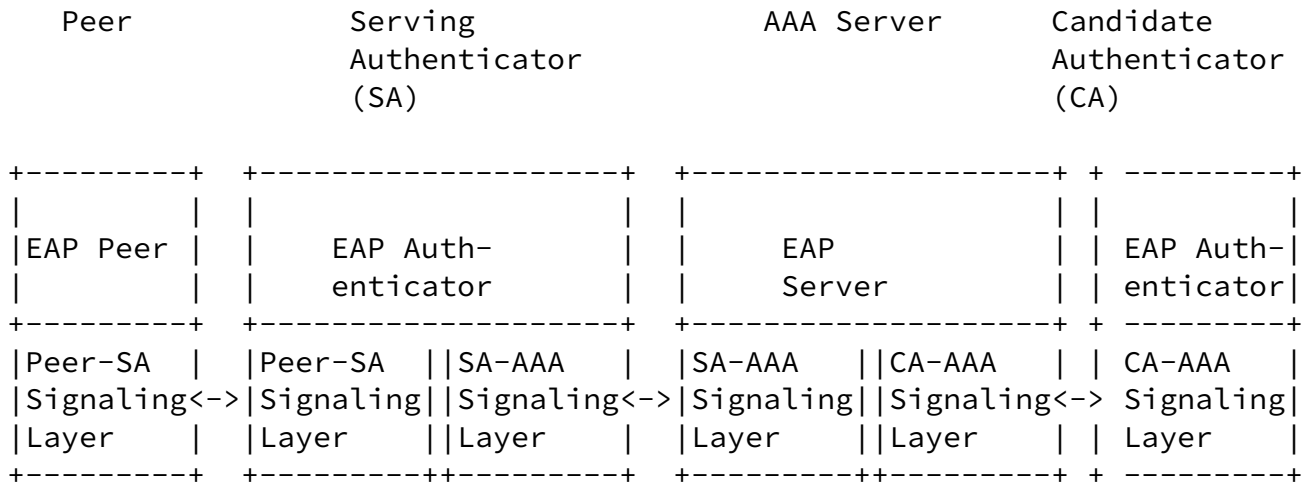


Figure 6: Pre-authentication Model(Peer-SA-AAA-CA)

In this pre-authentication model(Peer-SA-AAA-CA), it is assumed that there is no trust relationship between the serving authenticator (or serving AAA domain) and the candidate authenticator (or candidate AAA domain). The serving authenticator is involved in EAP pre-authentication signaling. The candidate authenticator and the

serving authenticator may belong to the different AAA domain. An intermediary AAA node such as a AAA proxy may also involve in the AAA signaling between the candidate Authenticator and AAA/EAP server.

The role of the serving authenticator in this pre-authentication model is to perform the pre-authentication signaling between the peer and EAP server on behalf of the candidate authenticator and act as an authenticator. The pre-authentication signaling is different from the normal authentication signaling associated with the serving authenticator. The Peer-SA signaling is performed over L2 or L3.

5. Architectural Considerations

There are two architectural issues relating to pre-authentication: authenticator discovery and context binding.

5.1. Authenticator Discovery

In general, pre-authentication requires an address of a candidate authenticator to be discovered either by a peer or by a serving authenticator or some other entity prior to handover. An authenticator discovery protocol is typically defined as a separate protocol from a pre-authentication protocol. For both intra-domain and inter-domain handover, the IP address of a candidate authenticator must be reachable by the peer or the serving authenticator that is performing the pre-authentication. For example, IEEE 802.21 Information Service (IS) [[802.21](#)] provides a link layer independent mechanism for obtaining neighboring network information by defining a set of Information Elements (IEs), where one of the IEs is defined to contain an IP address of a point of attachment. IEEE 802.21 IS queries for such an IE may be used as a method for authenticator discovery.

If IEEE 802.21 IS or a similar mechanism is used, an authenticator discovery requires a database on the neighboring network information. Provisioning of a server with such a database is another issue.

[5.2.](#) Context Binding

When a candidate authenticator uses different EAP transport protocols for normal authentication and pre-authentication, a mechanism is needed to bind link layer independent context carried over pre-authentication signaling to the link layer specific context of the link to be established between the peer and the candidate authenticator. The link layer independent context includes the identities of the peer and authenticator as well as the MSK. The link layer specific context includes link layer addresses of the peer

and the candidate authenticator. Such context binding can happen before or after the peer changes its point of attachment.

There are at least two possible approaches to address the context binding issue. The first approach is based on communicating the link layer context as opaque data via pre-authentication signaling. The second approach is based on running EAP over the link layer of the candidate authenticator after the peer arrives at the authenticator using short-term credentials generated via pre-authentication. In this case, the short-term credentials are shared between the peer and the candidate authenticator, where the candidate authenticator is

also the EAP server for the EAP method execution performed after the peer arrives at the target authenticator resides in the authenticator. In both approaches, context binding needs to be securely made between the peer and the candidate authenticator. Also, the peer is not fully authorized by the candidate authenticator until the peer completes the link layer specific secure association procedure with the authenticator using the link layer signaling.

6. AAA Issues

Most of the AAA documents today do not distinguish between a normal authentication and a pre-authentication and this creates a set of open issues:

Pre-authentication authorization: Many users may not be allowed to have more than one logon session at the time. This means that when such users actively engage in an active session (as a result of a previously valid authentication), they will not be able to perform pre-authentication. The AAA server currently has no way of distinguishing between a normal authentication request and a pre-authentication request.

Pre-authentication lifetime: Currently AAA protocols define attributes carrying lifetime information for a normal authentication session. Even when a user profile and the AAA server supports pre-authentication, the lifetime for a pre-authentication session is typically valid only for a short amount of time because the peer has not completed its authentication at the target link layer. It is currently not possible for a AAA server to indicate to the AAA client or a peer the lifetime of the pre-authenticated session unless AAA protocols are extended to carry pre-authentication session lifetime information. In other words, it is not clear to the peer or the authenticator when the pre-authentication session will expire.

Pre-authentication retries: It is typically expected that shortly following the pre-authentication process, the peer moves to the new point of attachment and converts the pre-authentication state to a normal authentication state (the procedure for which is not

the topic of this particular subsection). However, if the peer has not yet moved to the new location and realizes that the pre-authentication is expiring, it may perform another pre-authentication. Some limiting mechanism is needed to avoid unlimited number of pre-authentication tries.

Completion of network attachment: Once the peer has successfully attached to the new point of attachment, it needs to convert its authentication state from pre-authenticated to fully attached and authorized. There may need to be a mechanism within the AAA protocol to provide this indication to the AAA server if the AAA server needs to differentiate between pre-authentication and normal authentication. This is important from billing perspective where the billing policy does not charge for a pre-authenticated peer until the peer is fully attached to the target authenticator.

Session Resumption: In case the peer cycles between a network N1 with which it has a normal authentication state to another network N2 and then back to N1, it should be possible to simply convert the full authentication state to a pre-authenticated state. The problems around handling session lifetime and keying material caching need to be dealt with.

Multiple candidate authenticators: There may be situations where the peer may need to make a selection between a number of candidate authenticators. In such cases, it is desirable for the peer to perform pre-authentication with multiple candidate authenticators. In such cases the AAA server may need to be aware of the situation.

Inter-AAA-domain handover support: There may be situations where the peer moves across different visited AAA domains, in such cases, the EAP Pre-authentication with the EAP server in the home AAA domain should be performed through the visited AAA domains. It requires the identity information of visited AAA domain and the home AAA domain to be discovered by the peer or the candidate authenticator for routing the EAP pre-authentication traffic. The keying materials may be generated based on the identity information of visited AAA domain for securing the EAP exchange between the peer and the visited AAA domain.

Inter-technology support: Current specifications on pre-authentication mostly deal with homogeneous 802.11 networks. The AAA attributes such as Calling-Station-ID [[I-D.aboba-radext-wlan](#)] may need to be expanded to cover other access technologies. Furthermore, inter-technology handovers may require a change of the peer identifier as part of the handover. Investigation on the best type of identifiers for peers that support multiple access technologies is required.

7. Security Considerations

This section specifically covers threats introduced to the EAP model by pre-authentication. Security issues on general EAP and handover are described in other documents such as [[RFC3748](#)], [[RFC4962](#)], [[RFC5169](#)] and [[RFC5247](#)].

Since pre-authentication described in this document needs to work across multiple authenticators, any solution needs to consider the following security threats.

First, a resource consumption denial of service attack is possible, where an attacker that is not on the same IP link as the legitimate peer or the candidate authenticator may send unprotected pre-authentication messages to the legitimate peer or the candidate authenticator. As a result, they may spend their computational and bandwidth resources on processing pre-authentication messages sent by the attacker. This attack is possible for both direct and indirect pre-authentication scenarios. To mitigate this attack, the candidate network or authenticator may apply non-cryptographic packet filtering so that pre-authentication messages received from only a specific set of serving networks or authenticators are processed. In addition, a simple solution for the peer side would be to let the peer always initiate EAP pre-authentication and not allow EAP pre-authentication initiation from an authenticator.

Second, consideration for the Channel Binding problem described in [[RFC5247](#)] is needed as lack of Channel Binding may enable an authenticator to impersonate another authenticator or communicate incorrect information via out-of-band mechanisms (such as via a AAA or lower layer protocol) [[RFC3748](#)]. It should be noted that it is relatively easier to launch such an impersonation attack for pre-authentication than normal authentication because an attacker does not need to be physically on the same link as the legitimate peer to send a pre-authentication trigger to the peer.

8. IANA Considerations

This document has no actions for IANA.

9. Acknowledgments

The authors would like to thank Bernard Aboba, Jari Arkko, Ajay Rajkumar, Maryna Komarova, Charles Clancy, Glen Zorn, Subir Das, Shubhranshu Singh, Preetida Vinayakray and Rafa Marin Lopez for their valuable input.

10. Contributors

The following people contributed to this document.

Yoshihiro Ohba (yohba@tari.toshiba.com)

Ashutosh Dutta (adutta@research.telcordia.com)

Srinivas Sreemanthula (srinivas.sreemanthula@nokia.com)

Alper E. Yegin (alper.yegin@yegin.org)

Madjid Nakhjiri (madjid.nakhjiri@motorola.com)

Mahalingam Mani (mmani@avaya.com)

11. References

11.1. Normative References

- [RFC3748] Aboba, B., Blunk, L., Vollbrecht, J., Carlson, J., and H. Levkowitz, "Extensible Authentication Protocol (EAP)", [RFC 3748](#), June 2004.
- [RFC4962] Housley, R. and B. Aboba, "Guidance for Authentication, Authorization, and Accounting (AAA) Key Management",

[BCP 132](#), [RFC 4962](#), July 2007.

[RFC5247] Aboba, B., Simon, D., and P. Eronen, "Extensible Authentication Protocol (EAP) Key Management Framework", [RFC 5247](#), August 2008.

Wu (Editor) & Ohba (Editor) Expires September 9, 2009

[Page 17]

Internet-Draft EAP Pre-authentication Problem Statement

March 2009

[11.2](#). Informative References

[RFC2865] Rigney, C., Willens, S., Rubens, A., and W. Simpson, "Remote Authentication Dial In User Service (RADIUS)", [RFC 2865](#), June 2000.

[RFC3588] Calhoun, P., Loughney, J., Guttman, E., Zorn, G., and J. Arkko, "Diameter Base Protocol", [RFC 3588](#), September 2003.

[RFC5169] Clancy, T., Nakhjiri, M., Narayanan, V., and L. Dondeti, "Handover Key Management and Re-Authentication Problem Statement", [RFC 5169](#), March 2008.

[RFC5296] Narayanan, V. and L. Dondeti, "EAP Extensions for EAP Re-authentication Protocol (ERP)", [RFC 5296](#), August 2008.

[I-D.aboba-radext-wlan]
Aboba, B., Malinen, J., Congdon, P., and J. Salowey, "RADIUS Attributes for IEEE 802 Networks", [draft-aboba-radext-wlan-09](#) (work in progress), October 2008.

[I-D.ietf-pana-preauth]
Ohba, Y., "Pre-authentication Support for PANA", [draft-ietf-pana-preauth-04](#) (work in progress), December 2008.

[802.21] IEEE, "Draft Standard for Local and Metropolitan Area Networks: Media Independent Handover Services", LAN MAN Standards Committee of the IEEE Computer Society 802.21 D11 2008.

[802.11] IEEE, "IEEE Standard for Information technology -

Telecommunications and information exchange between systems - Local and metropolitan area networks - Specific requirements Part 11: Wireless LAN Medium Access Control (MAC) and Physical Layer (PHY) Specifications", IEEE Computer Society 2007.

[802.11r] IEEE, "Information technology - Telecommunications and information exchange between systems - Local and metropolitan area networks - Specific requirements - Part 11: Wireless LAN Medium Access Control (MAC) and Physical Layer (PHY) specifications - Amendment 2: Fast BSS Transition", LAN MAN Standards Committee of the IEEE Computer Society 802.11r D9.0 2008.

[802.11f] IEEE, "IEEE Trial-Use Recommended Practice for Multi-

Wu (Editor) & Ohba (Editor) Expires September 9, 2009

[Page 18]

Internet-Draft EAP Pre-authentication Problem Statement

March 2009

Vendor Access Point Interoperability via an Inter-Access Point Protocol Across Distribution Systems Supporting IEEE 802.11 Operation", IEEE Computer Society 2003.

[ITU] ITU-T, "General Characteristics of International Telephone Connections and International Telephone Circuits: One-Way Transmission Time", ITU-T Recommendation G.114 1998.

[WPA] The Wi-Fi Alliance, "WPA (Wi-Fi Protected Access)", Wi-Fi WPA v3.1, 2004.

[MQ7] Lopez, R., Dutta, A., Ohba, Y., Schulzrinne, H., and A. Skarmeta, "Network-layer Assisted Mechanism to Optimize Authentication Delay During Handoff in 802.11 Networks", ACM Mobiquitous 2007.

[WCM] Dutta, A., Famorali, D., Das, S., Ohba, Y., and R. Lopez, "Media-Independent Pre-Authentication Supporting Secure Interdomain Handover Optimization Network-layer Assisted Mechanism to Optimize", IEEE Wireless Communications April 2008.

Authors' Addresses

Qin Wu

Huawei Technologies Co.,Ltd
SiteB, Floor 12F,Huihong Mansion, No.91.,Baixia Rd.
Nanjing, JiangSu 210001
P.R C

Phone: +86 2584565892
Email: sunseawq@huawei.com

Yoshihiro Ohba
Toshiba America Research, Inc.
1 Telcordia Drive
Piscataway, NJ 08854
USA

Phone: +1 732 699 5365
Email: yohba@tari.toshiba.com