

Network Working Group
Internet-Draft
Intended status: Informational
Expires: December 25, 2009

Y. Ohba, Ed.
Toshiba
Q. Wu, Ed.
Huawei
G. Zorn, Ed.
Network Zen
June 23, 2009

Extensible Authentication Protocol (EAP) Early Authentication Problem
Statement
draft-ietf-hokey-preauth-ps-08

Status of this Memo

This Internet-Draft is submitted to IETF in full conformance with the provisions of [BCP 78](#) and [BCP 79](#). This document may contain material from IETF Documents or IETF Contributions published or made publicly available before November 10, 2008. The person(s) controlling the copyright in some of this material may not have granted the IETF Trust the right to allow modifications of such material outside the IETF Standards Process. Without obtaining an adequate license from the person(s) controlling the copyright in such materials, this document may not be modified outside the IETF Standards Process, and derivative works of it may not be created outside the IETF Standards Process, except to format it for publication as an RFC or to translate it into languages other than English.

Internet-Drafts are working documents of the Internet Engineering Task Force (IETF), its areas, and its working groups. Note that other groups may also distribute working documents as Internet-Drafts.

Internet-Drafts are draft documents valid for a maximum of six months and may be updated, replaced, or obsoleted by other documents at any time. It is inappropriate to use Internet-Drafts as reference material or to cite them other than as "work in progress."

The list of current Internet-Drafts can be accessed at <http://www.ietf.org/ietf/lid-abstracts.txt>.

The list of Internet-Draft Shadow Directories can be accessed at <http://www.ietf.org/shadow.html>.

This Internet-Draft will expire on December 25, 2009.

Copyright Notice

Internet-Draft

EAP Early Authentication PS

June 2009

Copyright (c) 2009 IETF Trust and the persons identified as the document authors. All rights reserved.

This document is subject to [BCP 78](#) and the IETF Trust's Legal Provisions Relating to IETF Documents in effect on the date of publication of this document (<http://trustee.ietf.org/license-info>). Please review these documents carefully, as they describe your rights and restrictions with respect to this document.

Abstract

Extensible Authentication Protocol early authentication may be defined as the use of EAP by a mobile device to establish authenticated keying material on a target attachment point prior to its arrival. This draft discusses the EAP early authentication problem in detail.

Internet-Draft

EAP Early Authentication PS

June 2009

Table of Contents

1.	Introduction	4
2.	Terminology	4
3.	Problem Statement	6
3.1.	Handover Preparation	6
3.2.	Handover Execution	7
3.2.1.	Examples	7
3.3.	Solution Space	8
3.3.1.	Context Transfer	8
3.3.2.	Early Authentication	8
4.	System Overview	9
5.	Topological Classification of Handover Scenarios	10
6.	Models of Early Authentication	10
6.1.	EAP Pre-authentication Models	11
6.1.1.	The Direct Pre-authentication Model	11
6.1.2.	The Indirect Pre-authentication Usage Model	12
6.2.	The Authenticated Anticipatory Keying Usage Model	13
7.	Architectural Considerations	14
7.1.	Authenticator Discovery	14
7.2.	Context Binding	14
8.	AAA Issues	15
9.	Security Considerations	17
10.	IANA Considerations	17
11.	Acknowledgments	18
12.	Contributors	18
13.	References	18
13.1.	Normative References	18
13.2.	Informative References	18
	Authors' Addresses	20

1. Introduction

When a mobile device (MD), during an active communication session, moves from one access network to another and changes its attachment point, the session may be subjected to disruption of service due to the delay associated with the handover operation. The performance requirements of a real-time application will vary based on the type of application and its characteristics such as delay and packet loss tolerance. For VoIP applications, ITU-T G.114 [[ITU](#)] recommends a steady-state end-to-end delay of 150 ms as the upper limit and rates 400 ms as generally unacceptable delay. Similarly, a streaming application has tolerable packet error rates ranging from 0.1 to 0.00001 with a transfer delay of less than 300 ms. Any help that an optimized handoff mechanism can provide toward meeting these objectives is useful. The ultimate objective is to achieve seamless handover with low latency, even when handover is between different link technologies or between different AAA realms.

As a mobile device goes through a handover process, it is subjected to delay because of the rebinding of its association at or across several layers of the protocol stack and because of the additional round trips needed for a new EAP exchange. Delays incurred within each protocol layer affect the ongoing multimedia application and data traffic within the client [[WCM](#)].

The handover process often requires authentication and authorization for acquisition or modification of resources assigned to the mobile device. In most cases, this authentication and authorization requires interaction with a central authority in a realm. In some

cases the central authority may be distant from the mobile device. The delay introduced due to such an authentication and authorization procedure adds to the handover latency and consequently affects ongoing application sessions [M07]. The discussion in this document is focused on mitigating delay due to EAP authentication.

2. Terminology

AAA Authentication, Authorization, and Accounting (see below). RADIUS [RFC2865] and Diameter [RFC3588] are examples of AAA protocols defined in the IETF.

AAA realm

The set of access networks within the scope of a specific AAA server. Thus, if a mobile device moves from one attachment point to another within the same AAA realm, it continues to be served by the same AAA server.

Ohba, et al.

Expires December 25, 2009

[Page 4]

Internet-Draft

EAP Early Authentication PS

June 2009

Accounting

The act of collecting information on resource usage for the purpose of trend analysis, auditing, billing, or cost allocation [RFC2989].

Attachment Point

A device, such as a wireless access point, that serves as a gateway between access clients and a network. In the context of this document, an attachment point must also support EAP authenticator functionality and may act as a AAA client.

Authentication

The act of verifying a claimed identity, in the form of a pre-existing label from a mutually known name space, as the originator of a message (message authentication) or as the end-point of a channel (entity authentication) [RFC2989].

Authenticator

The end of the link initiating EAP authentication [RFC3588].

Authorization

The act of determining if a particular right, such as access to

some resource, can be granted to the presenter of a particular credential [[RFC2989](#)].

Candidate Access Network

An access network that can potentially become the target access network for a mobile device. Multiple access networks may be candidates simultaneously.

Candidate Attachment Point (CAP)

An attachment point that can potentially become the target attachment point for a mobile device. Multiple attachment points may be candidates simultaneously.

Candidate Authenticator

The EAP authenticator on the CAP.

EAP Server

The entity that terminates the EAP authentication method with the peer [[RFC3748](#)].

Inter-AAA-realm Handover (Inter-realm Handover)

A handover across multiple AAA realms.

Inter-Technology Handover

A handover across different link layer technologies.

Intra-AAA-realm Handover (Intra-realm Handover)

A handover within the same AAA realm. Intra-AAA-realm handover include a handover across different authenticators within the same AAA realm.

Intra-Technology Handover

A handover within the same link layer technology.

Master Session Key (MSK)

Keying material that is derived between the EAP peer and server and exported by the EAP method [[RFC3748](#)].

Peer

The entity that responds to the authenticator [[RFC3748](#)].

Serving Access Network

An access network that is currently serving the mobile device.

Serving Attachment Point (SAP)

The attachment point that is currently serving the mobile device.

Target Access Network

An access network that has been selected to be the new serving access network for a mobile device.

Target Attachment Point (TAP)

An attachment point that has been selected to be the new SAP for a mobile device.

[3.](#) Problem Statement

The basic mechanism of handover is a two-step procedure involving

- o handover preparation and
- o handover execution

[3.1.](#) Handover Preparation

Handover preparation includes the discovery of candidate attachment points and selection of an appropriate target attachment point from the candidate set. Handover preparation is outside the scope of this document.

[3.2.](#) Handover Execution

Handover execution consists of setting up L2 and L3 connectivity with the TAP. Currently, handover execution includes network access authentication and authorization performed directly with the target network; this may include full EAP authentication in the absence of any particular optimization for handover key management. Following a successful EAP authentication, a secure association procedure is

typically performed between the mobile device and the TAP to derive a new set of link-layer encryption keys from EAP keying material such as the MSK. The handover latency introduced by full EAP authentication has proven to be higher than that which is acceptable for real-time application scenarios [MQ7]; hence, reduction in handover latency due to EAP is a necessary objective for such scenarios.

[3.2.1. Examples](#)

[3.2.1.1. IEEE 802.11](#)

In IEEE 802.11 WLANs [[IEEE.802-11.2007](#)] network access authentication and authorization involves performing a new IEEE 802.1X [[IEEE.802-1X.2004](#)] message exchange with the authenticator in the TAP to execute an EAP exchange with the authentication server [[WPA](#)]. There has been some optimization work undertaken by the IEEE, but these efforts have been scoped to IEEE link layer technologies; for example, the work done in the IEEE 802.11f ([[IEEE.802-11F.2003](#)] and 802.11r [[IEEE.802-11R.2008](#)]) Task Groups applies only to intra-technology handovers.

[3.2.1.2. 3GPP TS33.402](#)

3GPP Technical Specification 33.402 [[TS33.402](#)], defines the authentication and key management procedures performed during interworking between non-3GPP access networks and the Evolved Packet System (EPS). Network access authentication and authorization happens after the L2 connection is established between the mobile device and a non-3GPP target access network, and involves an EAP exchange between the mobile device and the 3GPP AAA server via the non-3GPP target access network. These procedures are not really independent of link technology, since they assume either that the authenticator lies in the EPS network or that separate authentications are performed in the access network and then in the EPS network.

[3.3. Solution Space](#)

As the examples in the preceding sections illustrate, a solution is needed to enable EAP early authentication for inter-AAA-realm handovers and inter-technology handovers. A search for solutions at the IP level may offer the necessary technology independence.

Optimized solutions for secure inter-authenticator handovers can be seen either as security context transfer (e.g., using the EAP Extensions for EAP Re-authentication Protocol (ERP)) [[RFC5296](#)], or as EAP early authentication.

[3.3.1.](#) Context Transfer

Security context transfer involves transfer of reusable key context to the TAP and can take two forms:.

- o Horizontal and
- o Vertical

Horizontal security context transfer (e.g., from SAP to TAP) is not recommended because of the possibility that the compromise of one attachment point might lead to the compromise of another (the so-called Domino effect, [[RFC4962](#)]). Vertical context transfer is similar to the initial establishment of keying material on an attachment point in that the keys are sent from a trusted server to the TAP as a direct result of a successful authentication. ERP specifies vertical context transfer using existing EAP keying material obtained from the home AAA server during the initial authentication. A cryptographically independent re-authentication key is then derived and transmitted to the TAP as a result of successful ERP authentication.. This reduces handover delay for intra-realm handovers by eliminating the need to run full EAP authentication with the home EAP server.

However, in the case of inter-realm handover, ERP is either not applicable or an additional optimization mechanism is needed to establish a key on the TAP:

[3.3.2.](#) Early Authentication

In EAP early authentication, AAA-based authentication and authorization for a CAP is performed while ongoing data communication is in progress via the serving access network, the goal being to complete AAA signaling for EAP before the MD moves. The applicability of EAP early authentication is limited to the scenarios where candidate authenticators can be discovered and an accurate

prediction of movement can be easily made; in addition, the effectiveness of EAP early authentication may be less significant for particular inter-technology handover scenarios where simultaneous use of multiple technologies is not a major concern.

There are also several AAA issues related to EAP early authentication, discussed in [Section 8](#).

4. System Overview

Figure 1 shows the functional elements that are related to EAP early authentication. These functional elements include a mobile device, a SAP, a CAP and an one or more AAA and EAP servers; for convenience' sake, the AAA and EAP servers are represented as being co-located.. When the SAP and CAP belong to different AAA realms, the CAP may require a different set of user credentials than those used by the peer when authenticating to the SAP. Alternatively, the CAP and the SAP may rely on the same AAA server, located in the home realm of the mobile device (MD).

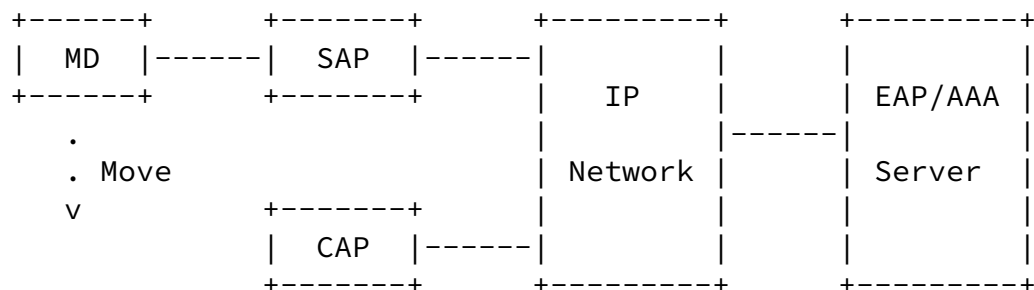


Figure 1: EAP Pre-authentication Functional Elements

A mobile device is attached to the serving access network. Before the MD performs handover from the serving access network to a candidate access network, it performs EAP early authentication with a candidate authenticator via the serving access network. The peer may perform EAP early authentication with one or more candidate authenticators. It is assumed that each attachment point has an IP address. It is assumed that there is at least one CAP in each candidate access network. The serving and candidate access networks may use different link layer technologies.

Each authenticator is either a standalone authenticator or pass-through authenticator [[RFC3748](#)]. When an authenticator acts as a standalone authenticator, it also has the functionality of an EAP

server. When an authenticator acts as a pass-through authenticator, it communicates with the EAP server, typically using a AAA transport

protocol such as RADIUS [[RFC2865](#)] or Diameter [[RFC3588](#)].

If the CAP uses an MSK [[RFC5247](#)] for generating lower-layer ciphering keys, EAP early authentication is used to proactively generate an MSK for the CAP.

5. Topological Classification of Handover Scenarios

The complexity of the authentication and authorization portion of handover depends on whether it involves a change in EAP Server. Consider first the case where the authenticators operate in pass-through mode, so that the EAP Server is a AAA server. Then there is a strict hierarchy of complexity, as follows:

1. inter-attachment-point handover with common AAA server: the CAP and SAP are different entities, but the AAA server is the same. There are two sub-cases here:
 - (a) the AAA server is common because both attachment points lie within the same network, or
 - (b) the AAA server is common because AAA entities in the serving and candidate networks proxy to a AAA server in the home realm.
2. inter-AAA-realm handover: the CAP and SAP are different entities, and the respective AAA servers also differ. As a result, authentication in the candidate network requires a second set of user credentials.

A fourth case is where one or both authenticators are co-located with an EAP server. This has some of the characteristics of an inter-AAA-realm handover, but offers less flexibility for resolution of the early authentication problem.

Orthogonally to this classification, one can distinguish intra-technology handover from inter-technology handover, thinking of the link technologies involved. In the inter-technology case, it is

highly probable that the authenticators will differ. The most likely cases are 2(b) or 3 in the above list.

6. Models of Early Authentication

As noted in [Section 3](#), there are cases where early authentication is applicable while ERP does not work. This section concentrates on providing some models around which we can build our analysis of the

Ohba, et al.

Expires December 25, 2009

[Page 10]

Internet-Draft

EAP Early Authentication PS

June 2009

EAP early authentication problem. Different usage models can be defined depending on whether

- o the SAP is not involved in early authentication (direct pre-authentication usage model),
- o the SAP interacts only with the CAP (indirect pre-authentication usage model), or
- o the SAP interacts with the AAA server (the authenticated anticipatory keying usage model).

It is assumed that the CAP and SAP are different entities. It is further assumed in describing these models that there is no direct L2 connectivity between the peer and a candidate attachment point.

6.1. EAP Pre-authentication Models

In the EAP Pre-authentication model, the SAP does not interact with the AAA server directly. Depending on how the SAP is involved in the pre-authentication signaling, the EAP pre-authentication usage model can be further categorized into the following two sub-models, direct and indirect.

6.1.1. The Direct Pre-authentication Model

In this model, the SAP is not involved in the EAP exchange and only forwards the EAP pre-authentication traffic as it would any other data traffic. The direct pre-authentication model is applicable to any of the cases described in [Section 5](#).

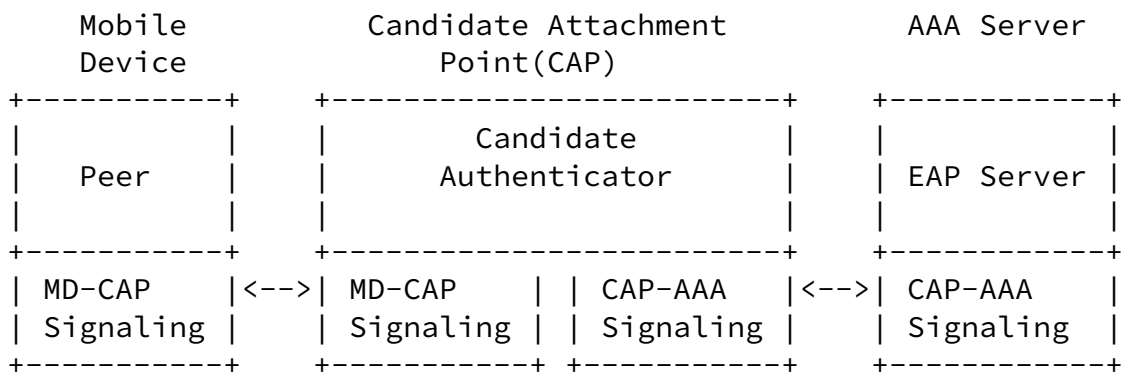


Figure 2: Direct Pre-authentication Model

The pre-authentication signaling for this model is shown in Figure 3.


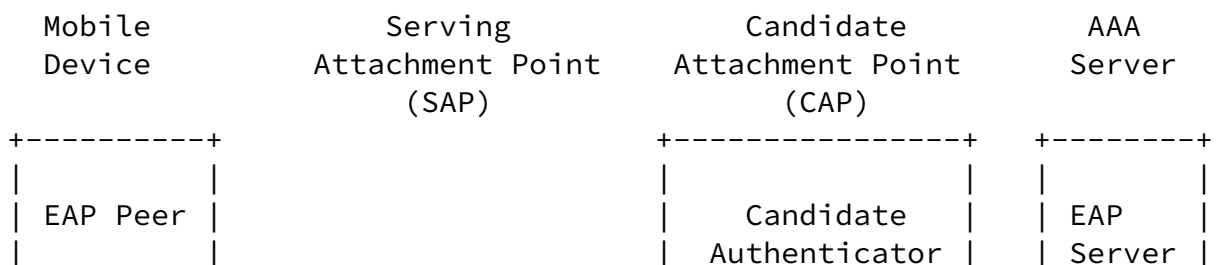


Figure 3: Direct Pre-authentication Signaling

6.1.2. The Indirect Pre-authentication Usage Model

The indirect pre-authentication model is illustrated in Figure 4



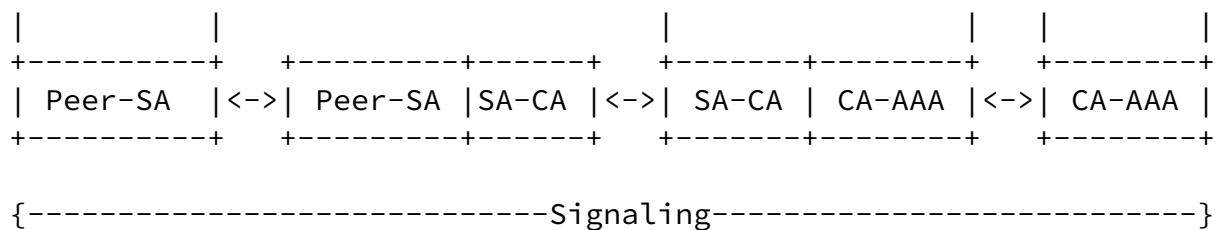


Figure 4: Indirect Pre-authentication Model

In the indirect pre-authentication model, it is assumed that a trust relationship exists between the serving network (or serving AAA realm) and candidate network (or candidate AAA realm). The SAP is involved in EAP pre-authentication signaling. This pre-authentication model is needed if the peer cannot discover the candidate authenticator's identity or if direct IP communication between the MD and CAP is not possible due to security or network topology issues.

The role of the SAP in this pre-authentication model is to forward EAP pre-authentication signaling between the mobile device and CAP; the role of the CAP is to forward EAP pre-authentication signaling between the peer (via the SAP) and EAP server and receive the

transported keying material.

The pre-authentication signaling for this model is shown in Figure 5.

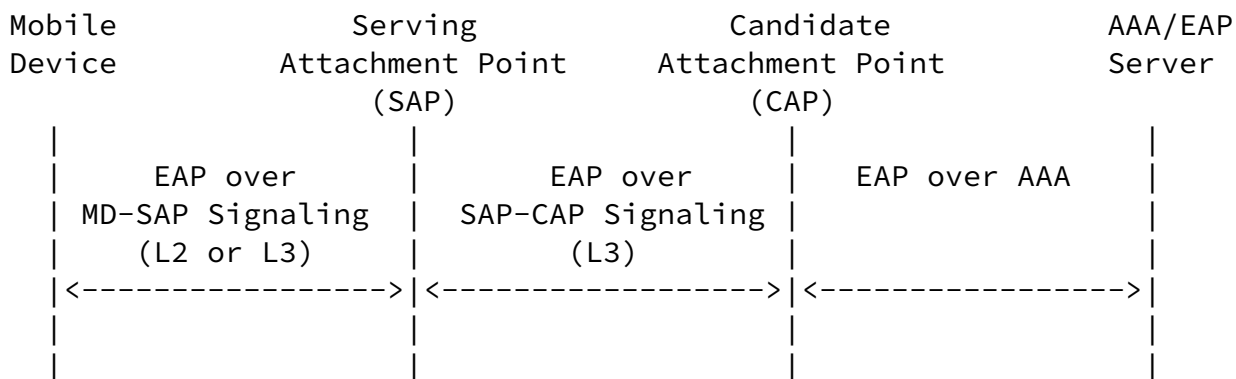


Figure 5: Indirect Pre-authentication Signaling

In this model, the pre-authentication signaling path between a peer and a candidate authenticator consists of two segments: peer to SAP signaling (over L2 or L3) and SAP to CAP signaling over L3 .

6.2. The Authenticated Anticipatory Keying Usage Model

In this model, it is assumed that there is no trust relationship between the SAP and the CAP and the SAP is required to interact with the AAA server directly. The authenticated anticipatory keying usage model is illustrated in Figure 6.

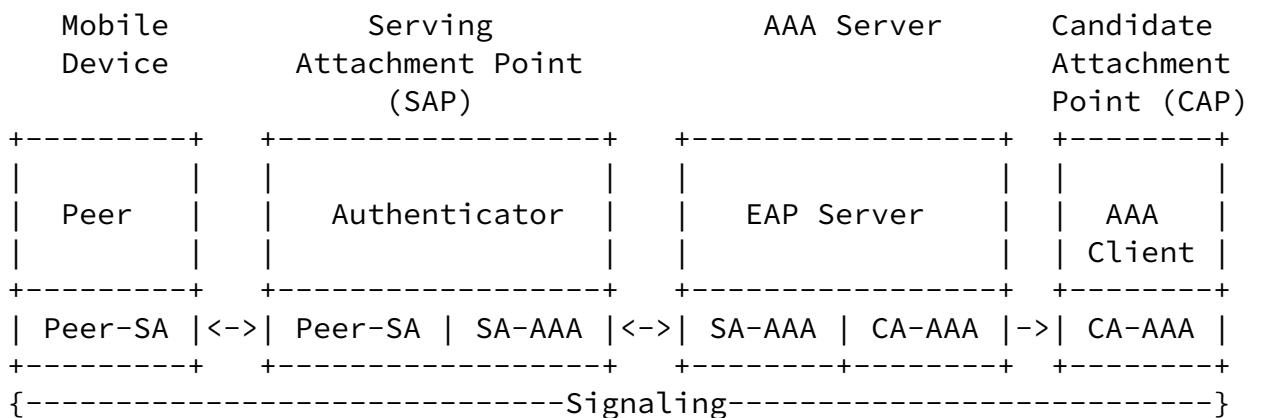


Figure 6: Authenticated Anticipatory Keying Model

The SAP is involved in EAP authenticated anticipatory keying signaling.

The role of the serving attachment point in this usage model is to communicate with the peer on one side and exchange authenticated anticipatory keying signaling with the EAP server on the other side. The role of the candidate authenticator is to receive the transported keying materials from the EAP server and to act as the serving attachment point after handover occurs. The Peer-SA signaling is performed over L2 or L3; the SA-AAA and AAA-CA segments operate over L3.

7. Architectural Considerations

There are two architectural issues relating to early authentication: authenticator discovery and context binding.

7.1. Authenticator Discovery

In general, early authentication requires the identity of a candidate attachment point to be discovered by a peer, by a serving attachment point, or by some other entity prior to handover. An attachment point discovery protocol is typically defined as a separate protocol from an early authentication protocol. For example, the IEEE 802.21 Information Service (IS) [[IEEE.802-21](#)] provides a link-layer-independent mechanism for obtaining neighboring network information by defining a set of Information Elements (IEs), where one of the IEs is defined to contain an IP address of a attachment point. IEEE 802.21 IS queries for such an IE may be used as a method for authenticator discovery.

If IEEE 802.21 IS or a similar mechanism is used, authenticator discovery requires a database of information regarding the target network; the provisioning of a server with such a database is another issue.

7.2. Context Binding

When a candidate authenticator uses different EAP transport protocols for normal authentication and early authentication, a mechanism is needed to bind link-layer-independent context carried over early authentication signaling to the link-layer-specific context of the link to be established between the peer and the candidate authenticator. The link-layer-independent context includes the identities of the peer and authenticator as well as the MSK. The link-layer-specific context includes link layer addresses of the peer and the candidate authenticator. Such context binding can happen before or after the peer changes its point of attachment.

There are at least two possible approaches to address the context

binding issue. The first approach is based on communicating the link layer context as opaque data via early authentication signaling. The second approach is based on running EAP over the link layer of the candidate authenticator after the peer arrives at the authenticator,

using short-term credentials generated via early authentication. In this case, the short-term credentials are shared between the peer and the candidate authenticator. In both approaches, context binding needs to be securely made between the peer and the candidate authenticator. Also, the peer is not fully authorized by the candidate authenticator until the peer completes the link-layer-specific secure association procedure with the authenticator using link layer signaling.

8. AAA Issues

Most of the AAA documents today do not distinguish between a normal authentication and a early authentication and this creates a set of open issues:

Early authentication authorization

Users may not be allowed to have more than one logon session at the time. This means that while such users actively engage in a session (as a result of a previously valid authentication), they will not be able to perform early authentication. The AAA server currently has no way of distinguishing between a normal authentication request and an early authentication request.

Early authentication lifetime

Currently, AAA protocols define attributes carrying lifetime information for a normal authentication session. Even when a user profile and the AAA server support early authentication, the lifetime for a early authentication session is typically valid only for a short amount of time because the peer has not completed its authentication at the target link layer. It is currently not possible for a AAA server to indicate to the AAA client or a peer the lifetime of the early authenticated session unless AAA protocols are extended to carry early authentication session lifetime information. In other words, it is not clear to the peer or the authenticator when the early authentication session will expire.

Early authentication retries

It is typically expected that shortly following the early authentication process, the peer moves to the new point of attachment and converts the early authentication state to a normal authentication state (the procedure for which is not the topic of this particular subsection). However, if the peer has not yet

moved to the new location and realizes that the early authentication session is expiring, it may perform another early authentication. Some limiting mechanism is needed to avoid an unlimited number of early-authentication attempts.

Completion of network attachment

Once the peer has successfully attached to the new point of attachment, it needs to convert its authentication state from early authenticated to fully attached and authorized. If the AAA server needs to differentiate between early authentication and normal authentication, there may need to be a mechanism within the AAA protocol to provide this indication to the AAA server. This may be important from a billing perspective if the billing policy does not charge for a early authenticated peer until the peer is fully attached to the target authenticator.

Session resumption

In the case where the peer cycles between a network N1 with which it has fully authenticated to another network N2 and then back to N1, it should be possible to simply convert the fully authenticated state on N1 to an early authenticated state. The problems around handling session lifetime and keying material caching need to be dealt with.

Multiple candidate attachment points

There may be situations where the peer needs to choose from among a number of CAPs. In such cases, it is desirable for the peer to perform early authentication with multiple candidate authenticators. This amplifies the difficulties noted under the point "Early authentication authorization"

Inter-AAA-realm handover support

There may be situations where the peer moves out of the home AAA realm or across different visited AAA realms. In such cases, the early authentication should be performed through the visited AAA realm with the AAA server in the home AAA realm. It also requires AAA in the visited realm to acquire the identity information of the home AAA realms for routing the EAP early authentication traffic. Knowledge of realm identities is required by both the peer and AAA to generate the early authentication key for mutual authentication between the peer and the visited AAA server.

Inter-technology support

Current specifications on early authentication mostly deal with homogeneous 802.11 networks. AAA attributes such as Calling-Station-ID [[I-D.aboba-radext-wlan](#)] may need to be expanded to cover other access technologies. Furthermore, inter-technology

handovers may require a change of the peer identifier as part of

the handover. Investigation on the best type of identifiers for peers that support multiple access technologies is required.

9. Security Considerations

This section specifically covers threats introduced to the EAP model by early authentication. Security issues on general EAP and handover are described in other documents such as [RFC 3748](#) [[RFC3748](#)], [RFC 4962](#) [[RFC4962](#)], [RFC 5169](#) [[RFC5169](#)] and [RFC 5247](#) [[RFC5247](#)].

Since early authentication as described in this document needs to work across multiple attachment points, any solution needs to consider the following security threats.

First, a resource consumption denial of service attack is possible, where an attacker that is not on the same IP link as the legitimate peer or the candidate authenticator may send unprotected early authentication messages to the legitimate peer or the candidate authenticator. As a result, the latter may spend computational and bandwidth resources on processing early authentication messages sent by the attacker. This attack is possible in both the direct and indirect pre-authentication scenarios. To mitigate this attack, the candidate network or authenticator may apply non-cryptographic packet filtering so that only early authentication messages received from a specific set of serving networks or authenticators are processed. In addition, a simple solution for the peer side would be to let the peer always initiate EAP early authentication and not allow EAP early authentication initiation from an authenticator.

Second, consideration for the channel binding problem described in [[RFC5247](#)] is needed as lack of channel binding may enable an authenticator to impersonate another authenticator or communicate incorrect information via out-of-band mechanisms (such as via a AAA or lower layer protocol) [[RFC3748](#)]. It should be noted that it is relatively easier to launch such an impersonation attack for early authentication than normal authentication because an attacker does not need to be physically on the same link as the legitimate peer to send a early authentication trigger to the peer.

10. IANA Considerations

This document makes no requests for IANA action.

Ohba, et al.

Expires December 25, 2009

[Page 17]

Internet-Draft

EAP Early Authentication PS

June 2009

11. Acknowledgments

The editors would like to thank Preetida Vinayakray, Shubhranshu Singh, Ajay Rajkumar, Rafa Marin Lopez, Jong-Hyouk Lee, Maryna Komarova, Katrin Hoepfer, Subir Das, Charles Clancy, Jari Arkko, and Bernard Aboba for their valuable input.

12. Contributors

The following people all contributed to this document: Alper E. Yegin, Tom Taylor, Srinivas Sreemanthula, Madjid Nakhjiri, Mahalingam Mani and Ashutosh Dutta.

13. References

13.1. Normative References

- [RFC3748] Aboba, B., Blunk, L., Vollbrecht, J., Carlson, J., and H. Levkowitz, "Extensible Authentication Protocol (EAP)", [RFC 3748](#), June 2004.
- [RFC4962] Housley, R. and B. Aboba, "Guidance for Authentication, Authorization, and Accounting (AAA) Key Management", [BCP 132](#), [RFC 4962](#), July 2007.
- [RFC5247] Aboba, B., Simon, D., and P. Eronen, "Extensible Authentication Protocol (EAP) Key Management Framework", [RFC 5247](#), August 2008.

13.2. Informative References

- [RFC2865] Rigney, C., Willens, S., Rubens, A., and W. Simpson, "Remote Authentication Dial In User Service (RADIUS)", [RFC 2865](#), June 2000.
- [RFC3588] Calhoun, P., Loughney, J., Guttman, E., Zorn, G., and J. Arkko, "Diameter Base Protocol", [RFC 3588](#), September 2003.
- [RFC5169] Clancy, T., Nakhjiri, M., Narayanan, V., and L. Dondeti, "Handover Key Management and Re-Authentication Problem Statement", [RFC 5169](#), March 2008.
- [RFC5296] Narayanan, V. and L. Dondeti, "EAP Extensions for EAP Re-authentication Protocol (ERP)", [RFC 5296](#), August 2008.
- [I-D.aboba-radext-wlan]

Ohba, et al.

Expires December 25, 2009

[Page 18]

Internet-Draft

EAP Early Authentication PS

June 2009

- Aboba, B., Malinen, J., Congdon, P., and J. Salowey, "RADIUS Attributes for IEEE 802 Networks", [draft-aboba-radext-wlan-11](#) (work in progress), April 2009.
- [RFC2989] Aboba, B., Calhoun, P., Glass, S., Hiller, T., McCann, P., Shiino, H., Zorn, G., Dommety, G., C.Perkins, B.Patil, D.Mitton, S.Manning, M.Beadles, P.Walsh, X.Chen, S.Sivalingham, A.Hameed, M.Munson, S.Jacobs, B.Lim, B.Hirschman, R.Hsu, Y.Xu, E.Campell, S.Baba, and E.Jaques, "Criteria for Evaluating AAA Protocols for Network Access", [RFC 2989](#), November 2000.
- [IEEE.802-1X.2004] Institute of Electrical and Electronics Engineers, "Port-Based Network Access Control", IEEE Standard 802.1X, November 2004.
- [IEEE.802-21] "Draft Standard for Local and Metropolitan Area Networks: Media Independent Handover Services", IEEE , 2008.
- [IEEE.802-11.2007] "Information technology - Telecommunications and information exchange between systems - Local and metropolitan area networks - Specific requirements - Part 11: Wireless LAN Medium Access Control (MAC) and Physical

Layer (PHY) specifications", IEEE Standard 802.11, 2007, <<http://standards.ieee.org/getieee802/download/802.11-2007.pdf>>.

[IEEE.802-11R.2008]

"Information technology - Telecommunications and information exchange between systems - Local and metropolitan area networks - Specific requirements - Part 11: Wireless LAN Medium Access Control (MAC) and Physical Layer (PHY) specifications - Amendment 2: Fast BSS Transition", IEEE Standard 802.11R, 2008, <<http://standards.ieee.org/getieee802/download/802.11r-2008.pdf>>.

[IEEE.802-11F.2003]

"IEEE Trial-Use Recommended Practice for Multi-Vendor Access Point Interoperability via an Inter-Access Point Protocol Across Distribution Systems Supporting IEEE 802.11 Operation", IEEE Recommendation 802.11F, 2003, <<http://standards.ieee.org/getieee802/download/802.11F-2003.pdf>>.

[TS33.402]

Ohba, et al.

Expires December 25, 2009

[Page 19]

Internet-Draft

EAP Early Authentication PS

June 2009

3GPP, "System Architecture Evolution (SAE): Security aspects of non-3GPP accesses (Release 8)", 3GPP TS33.402, V8.3.1 , 2009.

[ITU] ITU-T, "General Characteristics of International Telephone Connections and International Telephone Circuits: One-Way Transmission Time", ITU-T Recommendation G.114 , 1998.

[WPA] The Wi-Fi Alliance, "WPA (Wi-Fi Protected Access)", Wi-Fi WPA v3.1, 2004.

[MQ7] Lopez, R., Dutta, A., Ohba, Y., Schulzrinne, H., and A. Skarmeta, "Network-layer Assisted Mechanism to Optimize Authentication Delay During Handoff in 802.11 Networks", The 4th Annual International Conference on Mobile and Ubiquitous Systems: Computing, Networking and Services (MOBIQUITOUS 2007) , 2007.

[WCM] Dutta, A., Fomorali, D., Das, S., Ohba, Y., and R. Lopez,

"Media-independent pre-authentication supporting secure interdomain handover optimization", IEEE Wireless Communications Volume 15, Issue 2, April 2008.

Authors' Addresses

Yoshihiro Ohba (editor)
Toshiba America Research, Inc.
1 Telcordia Drive
Piscataway, NJ 08854
USA

Phone: +1 (732) 699-5365
Email: yohba@tari.toshiba.com

Qin Wu (editor)
Huawei Technologies Co., Ltd
SiteB, Floor 12F, Huihong Mansion, No.91., Baixia Rd.
Nanjing, JiangSu 210001
PRC

Phone: +86 2584565892
Email: sunseawq@huawei.com

Ohba, et al.

Expires December 25, 2009

[Page 20]

Internet-Draft

EAP Early Authentication PS

June 2009

Glen Zorn (editor)
Network Zen
1310 East Thomas Street
Seattle, Washington 98102
US

Phone: +1 (206) 377-9035
Email: gwz@net-zen.net

