

I2NSF Working Group
Internet-Draft
Intended status: Informational
Expires: April 25, 2019

J. Jeong
Sungkyunkwan University
S. Hyun
Chosun University
T. Ahn
Korea Telecom
S. Hares
Huawei
D. Lopez
Telefonica I+D
October 22, 2018

**Applicability of Interfaces to Network Security Functions to Network-
Based Security Services
draft-ietf-i2nsf-applicability-07**

Abstract

This document describes the applicability of Interface to Network Security Functions (I2NSF) to network-based security services in Network Functions Virtualization (NFV) environments, such as firewall, deep packet inspection, or attack mitigation engines.

Status of This Memo

This Internet-Draft is submitted in full conformance with the provisions of [BCP 78](#) and [BCP 79](#).

Internet-Drafts are working documents of the Internet Engineering Task Force (IETF). Note that other groups may also distribute working documents as Internet-Drafts. The list of current Internet-Drafts is at <http://datatracker.ietf.org/drafts/current/>.

Internet-Drafts are draft documents valid for a maximum of six months and may be updated, replaced, or obsoleted by other documents at any time. It is inappropriate to use Internet-Drafts as reference material or to cite them other than as "work in progress."

This Internet-Draft will expire on April 25, 2019.

Copyright Notice

Copyright (c) 2018 IETF Trust and the persons identified as the document authors. All rights reserved.

This document is subject to [BCP 78](#) and the IETF Trust's Legal Provisions Relating to IETF Documents

(<http://trustee.ietf.org/license-info>) in effect on the date of publication of this document. Please review these documents carefully, as they describe your rights and restrictions with respect to this document. Code Components extracted from this document must include Simplified BSD License text as described in Section 4.e of the Trust Legal Provisions and are provided without warranty as described in the Simplified BSD License.

Table of Contents

1.	Introduction	3
2.	Terminology	3
3.	I2NSF Framework	4
4.	Time-dependent Web Access Control Service	5
5.	I2NSF Framework with SFC	7
6.	I2NSF Framework with SDN	8
6.1.	Firewall: Centralized Firewall System	10
6.2.	Deep Packet Inspection: Centralized VoIP/VoLTE Security System	12
6.3.	Attack Mitigation: Centralized DDoS-attack Mitigation System	14
7.	I2NSF Framework with NFV	16
8.	Security Considerations	18
9.	Acknowledgments	18
10.	Contributors	18
11.	Informative References	19
Appendix A.	Changes from draft-ietf-i2nsf-applicability-06 . . .	21

1. Introduction

Interface to Network Security Functions (I2NSF) defines a framework and interfaces for interacting with Network Security Functions (NSFs). The I2NSF framework allows heterogeneous NSFs developed by different security solution vendors to be used in the Network Functions Virtualization (NFV) environment [ETSI-NFV] by utilizing the capabilities of such products and the virtualization of security functions in the NFV platform. In the I2NSF framework, each NSF initially registers the profile of its own capabilities into the system in order for themselves to be available in the system. In addition, the Security Controller is validated by the I2NSF Client (also called I2NSF User) that the user is employing, so that the user can request security services through the Security Controller.

This document illustrates the applicability of the I2NSF framework with four different scenarios: (i) the enforcement of time-dependent web access control; (ii) the application of I2NSF to a Service Function Chaining (SFC) environment [RFC7665]; (iii) the integration of the I2NSF framework with Software-Defined Networking (SDN) [RFC7149] to provide different security functionality such as firewalls [opsawg-firewalls], Deep Packet Inspection (DPI), and Distributed Denial of Service (DDoS) attack mitigation; (iv) the use of NFV as supporting technology. The implementation of I2NSF in these scenarios has allowed us to verify the applicability and effectiveness of the I2NSF framework for a variety of use cases.

2. Terminology

This document uses the terminology described in [RFC7149], [ITU-T.Y.3300], [ONF-OpenFlow], [ONF-SDN-Architecture], [ITU-T.X.1252], [ITU-T.X.800], [RFC8329], [i2nsf-terminology], [consumer-facing-inf-im], [consumer-facing-inf-dm], [i2nsf-nsf-cap-im], [nsf-facing-inf-dm], [registration-inf-dm], and [nsf-triggered-steering]. In addition, the following terms are defined below:

- o Software-Defined Networking (SDN): A set of techniques that enables to directly program, orchestrate, control, and manage network resources, which facilitates the design, delivery and operation of network services in a dynamic and scalable manner [ITU-T.Y.3300].
- o Firewall: A service function at the junction of two network segments that inspects every packet that attempts to cross the boundary. It also rejects any packet that does not satisfy certain criteria for, for example, disallowed port numbers or IP addresses.

- o Centralized Firewall System: A centralized firewall that can establish and distribute policy rules into network resources for efficient firewall management.
- o Centralized VoIP Security System: A centralized security system that handles the security functions required for VoIP and VoLTE services.
- o Centralized DDoS-attack Mitigation System: A centralized mitigator that can establish and distribute access control policy rules into network resources for efficient DDoS-attack mitigation.

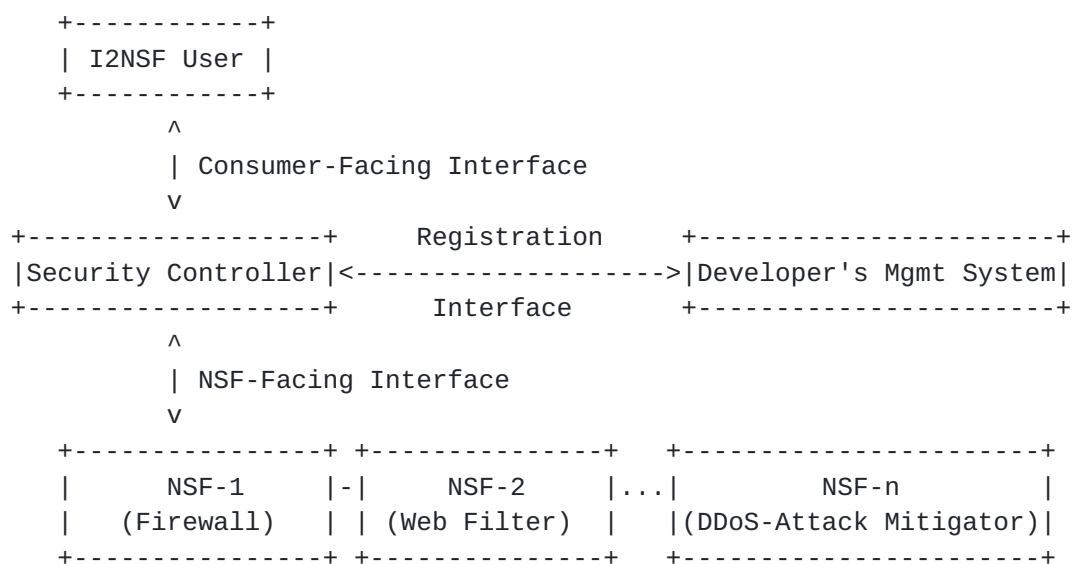


Figure 1: I2NSF Framework

3. I2NSF Framework

This section summarizes the I2NSF framework as defined in [RFC8329]. As shown in Figure 1, an I2NSF User can use security functions by delivering high-level security policies, which specify security requirements that the I2NSF user wants to enforce, to the Security Controller via the Consumer-Facing Interface [[consumer-facing-inf-im](#)][consumer-facing-inf-dm].

The Security Controller receives and analyzes the high-level security policies from an I2NSF User, and identifies what types of security capabilities are required to meet these high-level security policies. The Security Controller then identifies NSFs that have the required security capabilities, and generates low-level security policies for each of the NSFs so that the high-level security policies are eventually enforced by those NSFs [[policy-translation](#)]. Finally, the

Security Controller sends the generated low-level security policies to the NSFs [[i2nsf-nsf-cap-im](#)][[nsf-facing-inf-dm](#)].

The Security Controller requests NSFs to perform low-level security services via the NSF-Facing Interface. The developers (or vendors) inform the Security Controller of the capabilities of the NSFs through the I2NSF Registration Interface [[registration-inf-dm](#)] for registering (or deregistering) the corresponding NSFs.

The Consumer-Facing Interface between an I2NSF User and the Security Controller can be implemented using, for example, RESTCONF [[RFC8040](#)]. Data models specified by YANG [[RFC6020](#)] describe high-level security policies to be specified by an I2NSF User. The data model defined in [[consumer-facing-inf-dm](#)] can be used for the I2NSF Consumer-Facing Interface.

The NSF-Facing Interface between the Security Controller and NSFs can be implemented using NETCONF [[RFC6241](#)]. YANG data models describe low-level security policies for the sake of NSFs, which are translated from the high-level security policies by the Security Controller. The data model defined in [[nsf-facing-inf-dm](#)] can be used for the I2NSF NSF-Facing Interface.

The Registration Interface between the Security Controller and the Developer's Management System can be implemented by RESTCONF [[RFC8040](#)]. The data model defined in [[registration-inf-dm](#)] can be used for the I2NSF Registration Interface.

Also, the I2NSF framework can enforce multiple chained NSFs for the low-level security policies by means of SFC techniques for the I2NSF architecture described in [[nsf-triggered-steering](#)].

The following sections describe different security service scenarios illustrating the applicability of the I2NSF framework.

4. Time-dependent Web Access Control Service

This service scenario assumes that an enterprise network administrator wants to control the staff members' access to a particular Internet service (e.g., Example.com) during business hours. The following is an example high-level security policy rule that the administrator requests: Block the staff members' access to Example.com from 9 AM to 6 PM. The administrator sends this high-level security policy to the Security Controller, then the Security Controller identifies required security capabilities, e.g., IP address and port number inspection capabilities and URL inspection capability. In this scenario, it is assumed that the IP address and port number inspection capabilities are required to check whether a

received packet is an HTTP packet from a staff member. The URL inspection capability is required to check whether the target URL of a received packet is in the Example.com domain or not.

The Security Controller maintains the security capabilities of each NSF running in the I2NSF system, which have been reported by the Developer's Management System via the Registration interface. Based on this information, the Security Controller identifies NSFs that can perform the IP address and port number inspection and URL inspection [[policy-translation](#)]. In this scenario, it is assumed that an NSF of firewall has the IP address and port number inspection capabilities and an NSF of web filter has URL inspection capability.

The Security Controller generates low-level security rules for the NSFs to perform IP address and port number inspection, URL inspection, and time checking. Specifically, the Security Controller may interoperate with an access control server in the enterprise network in order to retrieve the information (e.g., IP address in use, company identifier (ID), and role) of each employee that is currently using the network. Based on the retrieved information, the Security Controller generates low-level security rules to check whether the source IP address of a received packet matches any one being used by a staff member. In addition, the low-level security rules should be able to determine that a received packet is of HTTP protocol. The low-level security rules for web filter checks that the target URL field of a received packet is equal to Example.com. Finally, the Security Controller sends the low-level security rules of the IP address and port number inspection to the NSF of firewall and the low-level rules for URL inspection to the NSF of web filter.

The following describes how the time-dependent web access control service is enforced by the NSFs of firewall and web filter.

1. A staff member tries to access Example.com during business hours, e.g., 10 AM.
2. The packet is forwarded from the staff member's device to the firewall, and the firewall checks the source IP address and port number. Now the firewall identifies the received packet is an HTTP packet from the staff member.
3. The firewall triggers the web filter to further inspect the packet, and the packet is forwarded from the firewall to the web filter. SFC technology can be utilized to support such packet forwarding in the I2NSF framework [[nsf-triggered-steering](#)].
4. The web filter checks the target URL field of the received packet, and realizes the packet is toward Example.com. The web

filter then checks that the current time is in business hours. If so, the web filter drops the packet, and consequently the staff member's access to Example.com during business hours is blocked.

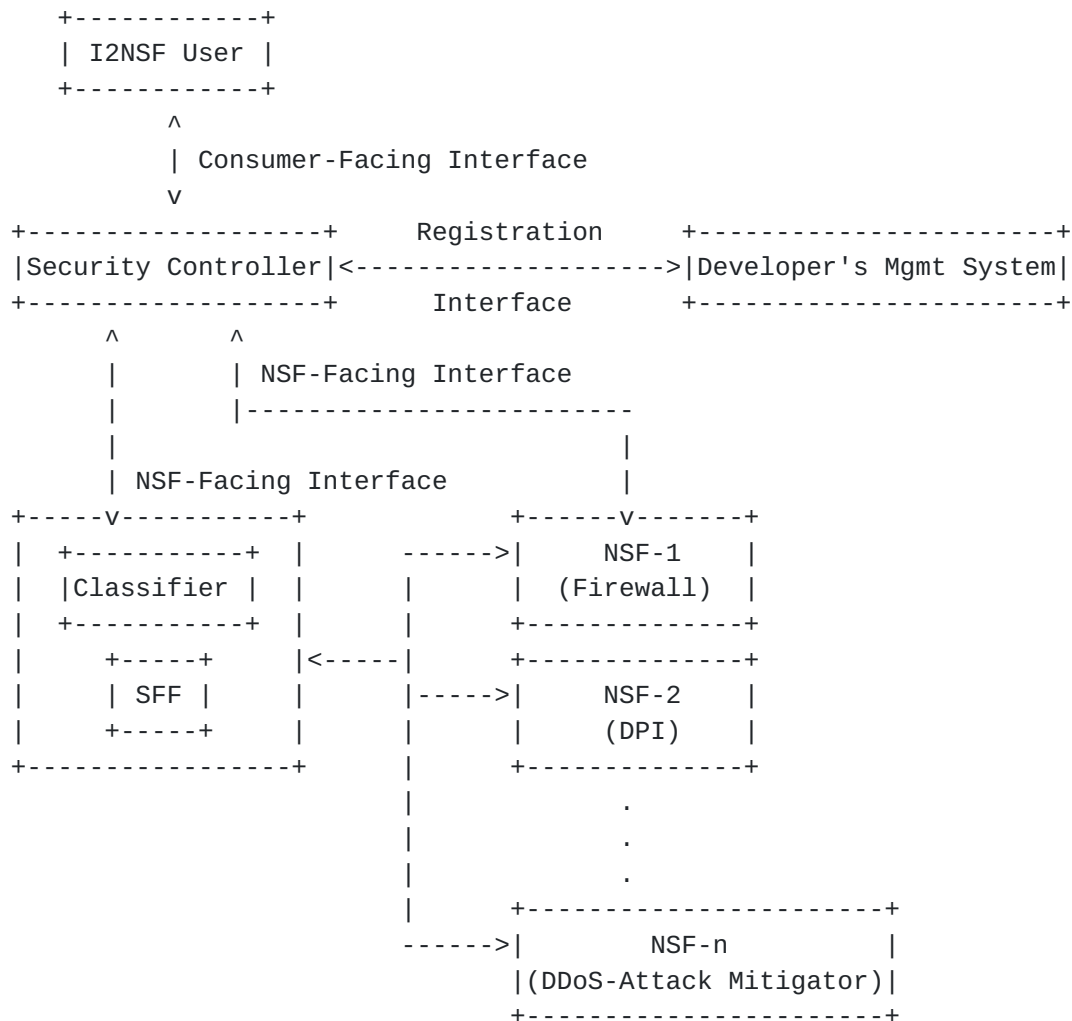


Figure 2: An I2NSF Framework with SFC

5. I2NSF Framework with SFC

In the I2NSF architecture, an NSF can trigger an advanced security action (e.g., DPI or DDoS attack mitigation) on a packet based on the result of its own security inspection of the packet. For example, a firewall triggers further inspection of a suspicious packet with DPI. For this advanced security action to be fulfilled, the suspicious packet should be forwarded from the current NSF to the successor NSF. SFC [\[RFC7665\]](#) is a technology that enables this advanced security action by steering a packet with multiple service functions (e.g.,

NSFs), and this technology can be utilized by the I2NSF architecture to support the advanced security action.

Figure 2 shows an I2NSF framework with the support of SFC. As shown in the figure, SFC generally requires classifiers and service function forwarders (SFFs); classifiers are responsible for determining which service function path (SFP) (i.e., an ordered sequence of service functions) a given packet should pass through, according to pre-configured classification rules, and SFFs perform forwarding the given packet to the next service function (e.g., NSF) on the SFP of the packet by referring to their forwarding tables. In the I2NSF architecture with SFC, the Security Controller can take responsibilities of generating classification rules for classifiers and forwarding tables for SFFs. By analyzing high-level security policies from I2NSF users, the Security Controller can construct SFPs that are required to meet the high-level security policies, generates classification rules of the SFPs, and then configures classifiers with the classification rules over NSF-Facing Interface so that relevant traffic packets can follow the SFPs. Also, based on the global view of NSF instances available in the system, the Security Controller constructs forwarding tables, which are required for SFFs to forward a given packet to the next NSF over the SFP, and configures SFFs with those forwarding tables over NSF-Facing Interface.

To trigger an advanced security action in the I2NSF architecture, the current NSF appends a metadata describing the security capability required for the advanced action to the suspicious packet and sends the packet to the classifier. Based on the metadata information, the classifier searches an SFP which includes an NSF with the required security capability, changes the SFP-related information (e.g., service path identifier and service index [[RFC8300](#)]) of the packet with the new SFP that has been found, and then forwards the packet to the SFF. When receiving the packet, the SFF checks the SFP-related information such as the service path identifier and service index contained in the packet and forwards the packet to the next NSF on the SFP of the packet, according to its forwarding table.

6. I2NSF Framework with SDN

This section describes an I2NSF framework with SDN for I2NSF applicability and use cases, such as firewall, deep packet inspection, and DDoS-attack mitigation functions. SDN enables some packet filtering rules to be enforced in network forwarding elements (e.g., switch) by controlling their packet forwarding rules. By taking advantage of this capability of SDN, it is possible to optimize the process of security service enforcement in the I2NSF system.

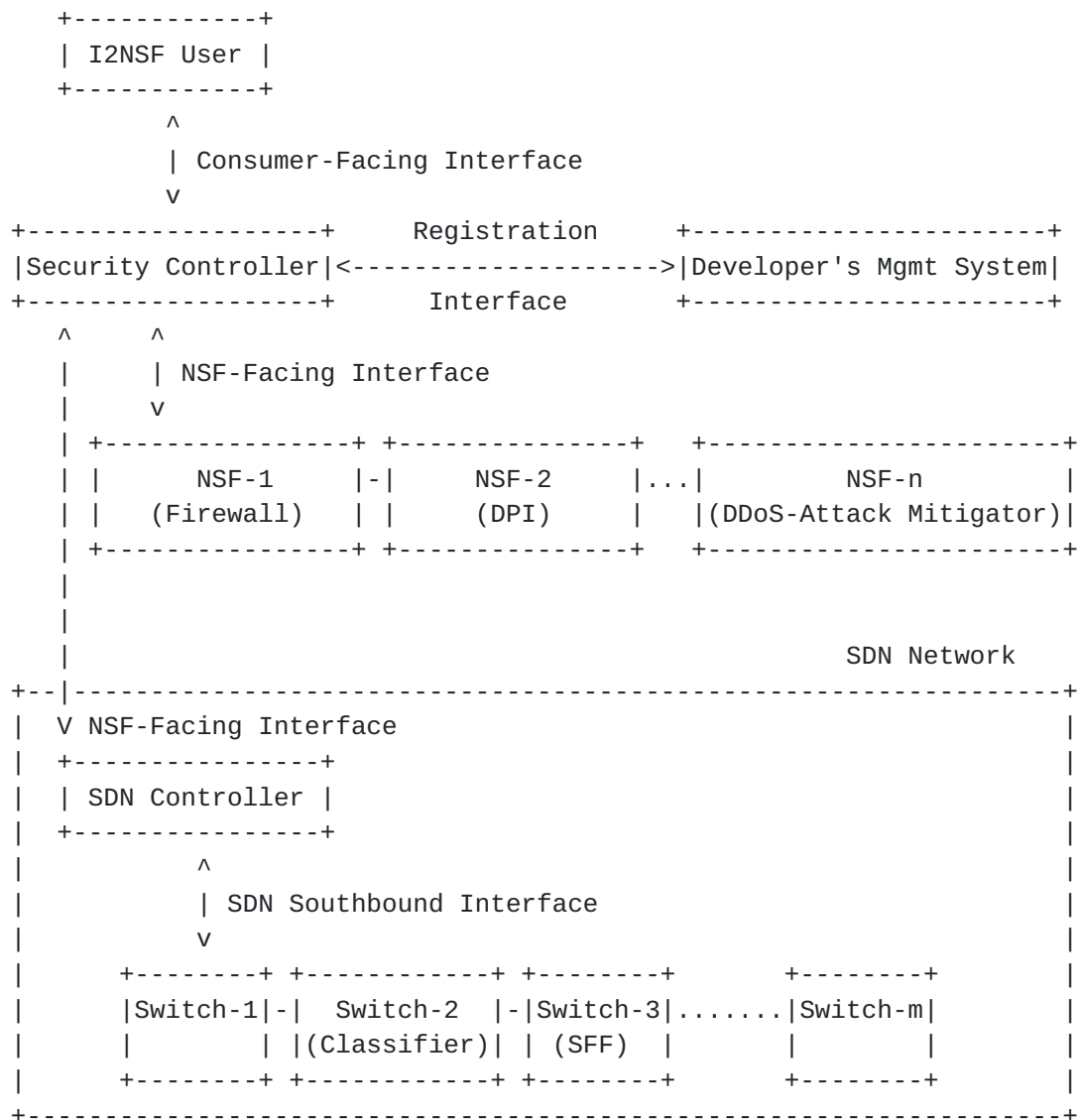


Figure 3: An I2NSF Framework with SDN Network

Figure 3 shows an I2NSF framework [RFC8329] with SDN networks to support network-based security services. In this system, the enforcement of security policy rules is divided into the SDN forwarding elements (e.g., switch) and NSF. Especially, SDN forwarding elements enforce simple packet filtering rules that can be translated into their packet forwarding rules, whereas NSFs enforce NSF-related security rules requiring the security capabilities of the NSFs. For this purpose, the Security Controller instructs the SDN Controller via NSF-Facing Interface so that SDN forwarding elements can perform the required security services with flow tables under the supervision of the SDN Controller.

As an example, let us consider two different types of security rules:

Rule A is a simple packet filtering rule that checks only the IP address and port number of a given packet, whereas rule B is a time-consuming packet inspection rule for analyzing whether an attached file being transmitted over a flow of packets contains malware. Rule A can be translated into packet forwarding rules of SDN forwarding elements and thus be enforced by these elements. In contrast, rule B cannot be enforced by forwarding elements, but it has to be enforced by NSFs with anti-malware capability. Specifically, a flow of packets is forwarded to and reassembled by an NSF to reconstruct the attached file stored in the flow of packets. The NSF then analyzes the file to check the existence of malware. If the file contains malware, the NSF drops the packets.

In an I2NSF framework with SDN, the Security Controller can analyze given security policy rules and automatically determine which of the given security policy rules should be enforced by SDN forwarding elements and which should be enforced by NSFs. If some of the given rules requires security capabilities that can be provided by SDN forwarding elements, then the Security Controller instructs the SDN Controller via NSF-Facing Interface so that SDN forwarding elements can enforce those security policy rules with flow tables under the supervision of the SDN Controller. Or if some rules require security capabilities that cannot be provided by SDN forwarding elements but by NSFs, then the Security Controller instructs relevant NSFs to enforce those rules.

For the support of SFC in the I2NSF framework with SDN, as shown in Figure 3, network forwarding elements (e.g., switch) can play the role of either SFC Classifier or SFF, which are explained in [Section 5](#). Classifier and SFF have an NSF-Facing Interface with Security Controller. This interface is used to update security service function chaining information for traffic flows. For example, when it needs to update an SFP for a traffic flow in an SDN network, as shown in Figure 3, SFF (denoted as Switch-3) asks Security Controller to update the SFP for the traffic flow (needing another security service as an NSF) via NSF-Facing Interface. This update lets Security Controller ask Classifier (denoted as Switch-2) to update the mapping between the traffic flow and SFP in Classifier via NSF-Facing Interface.

The following subsections introduce three use cases for cloud-based security services: (i) firewall system, (ii) deep packet inspection system, and (iii) attack mitigation system. [[RFC8192](#)]

6.1. Firewall: Centralized Firewall System

A centralized network firewall can manage each network resource and apply common rules to individual network elements (e.g., switch).

The centralized network firewall controls each forwarding element, and firewall rules can be added or deleted dynamically.

The procedure of firewall operations in this system is as follows:

1. A switch forwards an unknown flow's packet to one of the SDN Controllers.
2. The SDN Controller forwards the unknown flow's packet to an appropriate security service application, such as the Firewall.
3. The Firewall analyzes, typically, the headers and contents of the packet.
4. If the Firewall regards the packet as a malicious one with a suspicious pattern, it reports the malicious packet to the SDN Controller.
5. The SDN Controller installs new rules (e.g., drop packets with the suspicious pattern) into underlying switches.
6. The suspected packets are dropped by these switches.

Existing SDN protocols can be used through standard interfaces between the firewall application and switches
[\[RFC7149\]](#)[\[ITU-T.Y.3300\]](#)[\[ONF-OpenFlow\]](#) [\[ONF-SDN-Architecture\]](#).

Legacy firewalls have some challenges such as the expensive cost, performance, management of access control, establishment of policy, and packet-based access mechanism. The proposed framework can resolve the challenges through the above centralized firewall system based on SDN as follows:

- o Cost: The cost of adding firewalls to network resources such as routers, gateways, and switches is substantial due to the reason that we need to add firewall on each network resource. To solve this, each network resource can be managed centrally such that a single firewall is manipulated by a centralized server.
- o Performance: The performance of firewalls is often slower than the link speed of network interfaces. Every network resource for firewall needs to check firewall rules according to network conditions. Firewalls can be adaptively deployed among network switches, depending on network conditions in the framework.
- o The management of access control: Since there may be hundreds of network resources in a network, the dynamic management of access control for security services like firewall is a challenge. In

the framework, firewall rules can be dynamically added for new malware.

- o The establishment of policy: Policy should be established for each network resource. However, it is difficult to describe what flows are permitted or denied for firewall within a specific organization network under management. Thus, a centralized view is helpful to determine security policies for such a network.
- o Packet-based access mechanism: Packet-based access mechanism is not enough for firewall in practice since the basic unit of access control is usually users or applications. Therefore, application level rules can be defined and added to the firewall system through the centralized server.

6.2. Deep Packet Inspection: Centralized VoIP/VoLTE Security System

A centralized VoIP/VoLTE security system can monitor each VoIP/VoLTE flow and manage VoIP/VoLTE security rules, according to the configuration of a VoIP/VoLTE security service called VoIP Intrusion Prevention System (IPS). This centralized VoIP/VoLTE security system controls each switch for the VoIP/VoLTE call flow management by manipulating the rules that can be added, deleted or modified dynamically.

The centralized VoIP/VoLTE security system can cooperate with a network firewall to realize VoIP/VoLTE security service. Specifically, a network firewall performs basic security checks of an unknown flow's packet observed by a switch. If the network firewall detects that the packet is an unknown VoIP call flow's packet that exhibits some suspicious patterns, then it triggers the VoIP/VoLTE security system for more specialized security analysis of the suspicious VoIP call packet.

The procedure of VoIP/VoLTE security operations in this system is as follows:

1. A switch forwards an unknown flow's packet to the SDN Controller, and the SDN Controller further forwards the unknown flow's packet to the Firewall for basic security inspection.
2. The Firewall analyzes the header fields of the packet, and figures out that this is an unknown VoIP call flow's signal packet (e.g., SIP packet) of a suspicious pattern.
3. The Firewall triggers an appropriate security service function, such as VoIP IPS, for detailed security analysis of the suspicious signal packet. In order for this triggering of VoIP

IPS to be served, the suspicious packet is sent to the Service Function Forwarder (SFF) that is usually a switch in an SDN network, as shown in Figure 3. The SFF forwards the suspicious signal packet to the VoIP IPS.

4. The VoIP IPS analyzes the headers and contents of the signal packet, such as calling number and session description headers [[RFC4566](#)].
5. If, for example, the VoIP IPS regards the packet as a spoofed packet by hackers or a scanning packet searching for VoIP/VoLTE devices, it drops the packet. In addition, the VoIP IPS requests the SDN Controller to block that packet and the subsequent packets that have the same call-id.
6. The SDN Controller installs new rules (e.g., drop packets) into underlying switches.
7. The illegal packets are dropped by these switches.

Existing SDN protocols can be used through standard interfaces between the VoIP IPS application and switches [[RFC7149](#)][ITU-T.Y.3300][[ONF-OpenFlow](#)][ONF-SDN-Architecture].

Legacy hardware based VoIP IPS has some challenges, such as provisioning time, the granularity of security, expensive cost, and the establishment of policy. The I2NSF framework can resolve the challenges through the above centralized VoIP/VoLTE security system based on SDN as follows:

- o Provisioning: The provisioning time of setting up a legacy VoIP IPS to network is substantial because it takes from some hours to some days. By managing the network resources centrally, VoIP IPS can provide more agility in provisioning both virtual and physical network resources from a central location.
- o The granularity of security: The security rules of a legacy VoIP IPS are compounded considering the granularity of security. The proposed framework can provide more granular security by centralizing security control into a switch controller. The VoIP IPS can effectively manage security rules throughout the network.
- o Cost: The cost of adding VoIP IPS to network resources, such as routers, gateways, and switches is substantial due to the reason that we need to add VoIP IPS on each network resource. To solve this, each network resource can be managed centrally such that a single VoIP IPS is manipulated by a centralized server.

- o The establishment of policy: Policy should be established for each network resource. However, it is difficult to describe what flows are permitted or denied for VoIP IPS within a specific organization network under management. Thus, a centralized view is helpful to determine security policies for such a network.

6.3. Attack Mitigation: Centralized DDoS-attack Mitigation System

A centralized DDoS-attack mitigation can manage each network resource and manipulate rules to each switch through a common server for DDoS-attack mitigation (called DDoS-attack Mitigator). The centralized DDoS-attack mitigation system defends servers against DDoS attacks outside the private network, that is, from public networks.

Servers are categorized into stateless servers (e.g., DNS servers) and stateful servers (e.g., web servers). For DDoS-attack mitigation, traffic flows in switches are dynamically configured by traffic flow forwarding path management according to the category of servers [[AVANT-GUARD](#)]. Such a management should consider the load balance among the switches for the defense against DDoS attacks.

The procedure of DDoS-attack mitigation operations in this system is as follows:

1. A Switch periodically reports an inter-arrival pattern of a flow's packets to one of the SDN Controllers.
2. The SDN Controller forwards the flow's inter-arrival pattern to an appropriate security service application, such as DDoS-attack Mitigator.
3. The DDoS-attack Mitigator analyzes the reported pattern for the flow.
4. If the DDoS-attack Mitigator regards the pattern as a DDoS attack, it computes a packet dropping probability corresponding to suspiciousness level and reports this DDoS-attack flow to the SDN Controller.
5. The SDN Controller installs new rules into switches (e.g., forward packets with the suspicious inter-arrival pattern with a dropping probability).
6. The suspicious flow's packets are randomly dropped by switches with the dropping probability.

For the above centralized DDoS-attack mitigation system, the existing SDN protocols can be used through standard interfaces between the

DDoS-attack mitigator application and switches [[RFC7149](#)]
[[ITU-T.Y.3300](#)][ONF-OpenFlow][[ONF-SDN-Architecture](#)].

The centralized DDoS-attack mitigation system has challenges similar to the centralized firewall system. The proposed framework can resolve the challenges through the above centralized DDoS-attack mitigation system based on SDN as follows:

- o Cost: The cost of adding DDoS-attack mitigators to network resources such as routers, gateways, and switches is substantial due to the reason that we need to add DDoS-attack mitigator on each network resource. To solve this, each network resource can be managed centrally such that a single DDoS-attack mitigator is manipulated by a centralized server.
- o Performance: The performance of DDoS-attack mitigators is often slower than the link speed of network interfaces. The checking of DDoS attacks may reduce the performance of the network interfaces. DDoS-attack mitigators can be adaptively deployed among network switches, depending on network conditions in the framework.
- o The management of network resources: Since there may be hundreds of network resources in an administered network, the dynamic management of network resources for performance (e.g., load balancing) is a challenge for DDoS-attack mitigation. In the framework, as dynamic network resource management, traffic flow forwarding path management can handle the load balancing of network switches [[AVANT-GUARD](#)]. With this management, the current and near-future workload can be spread among the network switches for DDoS-attack mitigation. In addition, DDoS-attack mitigation rules can be dynamically added for new DDoS attacks.
- o The establishment of policy: Policy should be established for each network resource. However, it is difficult to describe what flows are permitted or denied for new DDoS-attacks (e.g., DNS reflection attack) within a specific organization network under management. Thus, a centralized view is helpful to determine security policies for such a network.

So far this section has described the procedure and impact of the three use cases for network-based security services using the I2NSF framework with SDN networks. To support these use cases in the proposed data-driven security service framework, YANG data models described in [[consumer-facing-inf-dm](#)], [[nsf-facing-inf-dm](#)], and [[registration-inf-dm](#)] can be used as Consumer-Facing Interface, NSF-Facing Interface, and Registration Interface, respectively, along with RESTCONF [[RFC8040](#)] and NETCONF [[RFC6241](#)].

7. I2NSF Framework with NFV

This section discusses the implementation of the I2NSF framework using Network Functions Virtualization (NFV).

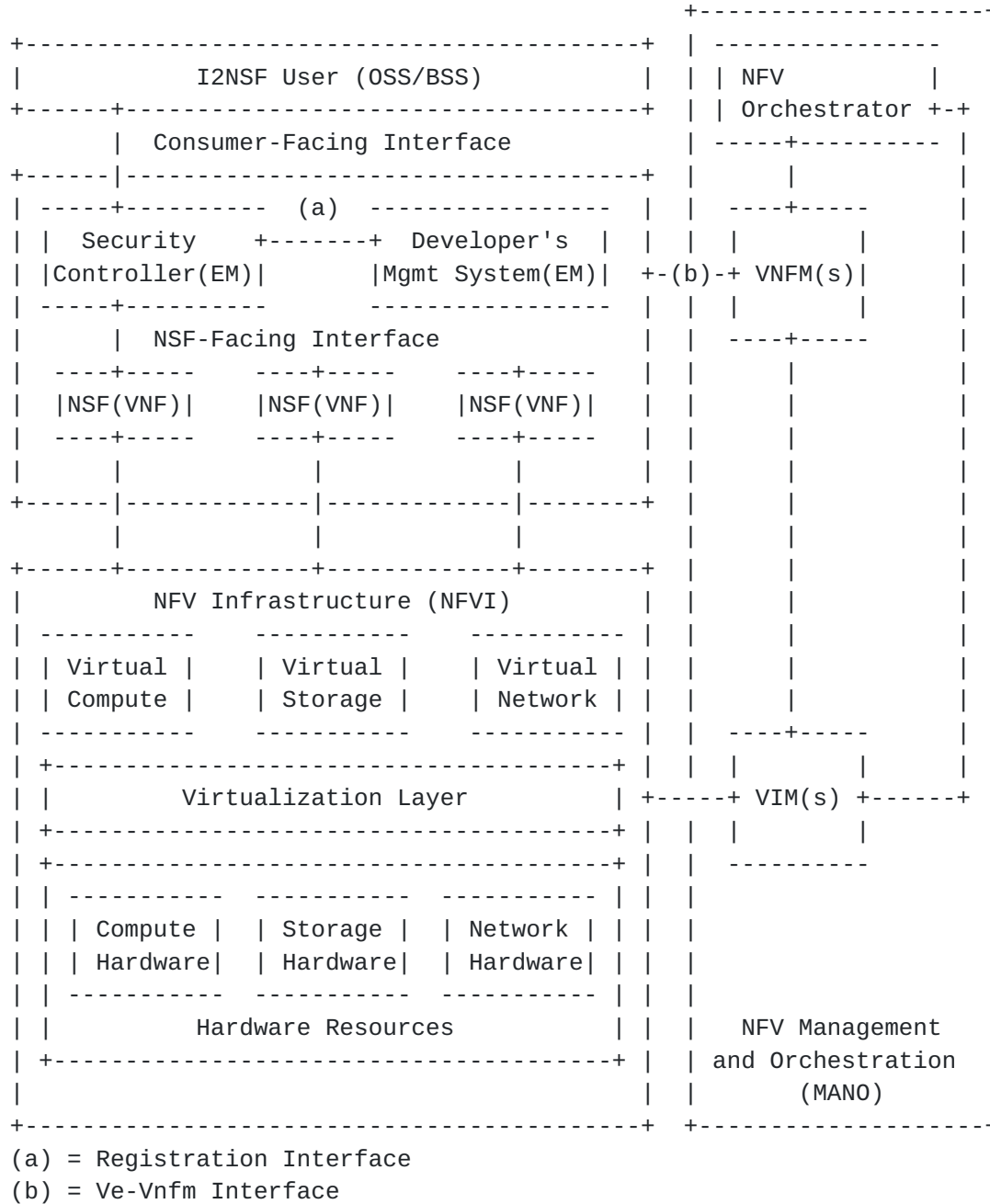


Figure 4: I2NSF Framework Implementation with respect to the NFV Reference Architectural Framework

NFV is a promising technology for improving the elasticity and efficiency of network resource utilization. In NFV environments,

NSFs can be deployed in the forms of software-based virtual instances rather than physical appliances. Virtualizing NSFs makes it possible to rapidly and flexibly respond to the amount of service requests by dynamically increasing or decreasing the number of NSF instances. Moreover, NFV technology facilitates flexibly including or excluding NSFs from multiple security solution vendors according to the changes on security requirements. In order to take advantages of the NFV technology, the I2NSF framework can be implemented on top of an NFV infrastructure as show in Figure 4.

Figure 4 shows an I2NSF framework implementation based on the NFV reference architecture that the European Telecommunications Standards Institute (ETSI) defines [[ETSI-NFV](#)]. The NSFs are deployed as virtual network functions (VNFs) in Figure 4. The Developer's Management System (DMS) in the I2NSF framework is responsible for registering capability information of NSFs into the Security Controller. Those NSFs are created or removed by a virtual network functions manager (VNFM) in the NFV architecture that performs the life-cycle management of VNFs. The Security Controller controls and monitors the configurations (e.g., function parameters and security policy rules) of VNFs. Both the DMS and Security Controller can be implemented as the Element Managements (EMs) in the NFV architecture. Finally, the I2NSF User can be implemented as OSS/BSS (Operational Support Systems/Business Support Systems) in the NFV architecture that provides interfaces for users in the NFV system.

The operation procedure in the I2NSF framework based on the NFV architecture is as follows:

1. The VNFM has a set of virtual machine (VM) images of NSFs, and each VM image can be used to create an NSF instance that provides a set of security capabilities. The DMS initially registers a mapping table of the ID of each VM image and the set of capabilities that can be provided by an NSF instance created from the VM image into the Security Controller.
2. If the Security Controller does not have any instantiated NSF that has the set of capabilities required to meet the security requirements from users, it searches the mapping table (registered by the DMS) for the VM image ID corresponding to the required set of capabilities.
3. The Security Controller requests the DMS to instantiate an NSF with the VM image ID via VNFM.
4. When receiving the instantiation request, the VNFM first asks the NFV orchestrator for the permission required to create the NSF instance, requests the VIM to allocate resources for the NSF

instance, and finally creates the NSF instance based on the allocated resources.

5. Once the NSF instance has been created by the VNFM, the DMS performs the initial configurations of the NSF instance and then notifies the Security Controller of the NSF instance.
6. After being notified of the created NSF instance, the Security Controller delivers low-level security policy rules to the NSF instance for policy enforcement.

We can conclude that the I2NSF framework can be implemented based on the NFV architecture framework. Note that the registration of the capabilities of NSFs is performed through the Registration Interface and the lifecycle management for NSFs (VNFs) is performed through the Ve-Vnfm interface between the DMS and VNFM, as shown in Figure 4. More details about the I2NSF framework based on the NFV reference architecture are described in [[i2nsf-nfv-architecture](#)].

8. Security Considerations

The same security considerations for the I2NSF framework [[RFC8329](#)] are applicable to this document.

This document shares all the security issues of SDN that are specified in the "Security Considerations" section of [[ITU-T.Y.3300](#)].

9. Acknowledgments

This work was supported by Institute for Information & communications Technology Promotion (IITP) grant funded by the Korea government (MSIP) (No.R-20160222-002755, Cloud based Security Intelligence Technology Development for the Customized Security Service Provisioning).

This work has been partially supported by the European Commission under Horizon 2020 grant agreement no. 700199 "Securing against intruders and other threats through a NFV-enabled environment (SHIELD)". This support does not imply endorsement.

10. Contributors

I2NSF is a group effort. I2NSF has had a number of contributing authors. The following are considered co-authors:

- o Hyoungshick Kim (Sungkyunkwan University)

- o Jinyong Tim Kim (Sungkyunkwan University)
- o Hyunsik Yang (Soongsil University)
- o Younghan Kim (Soongsil University)
- o Jung-Soo Park (ETRI)
- o Se-Hui Lee (Korea Telecom)
- o Mohamed Boucadair (Orange)

11. Informative References

- [RFC8329] Lopez, D., Lopez, E., Dunbar, L., Strassner, J., and R. Kumar, "Framework for Interface to Network Security Functions", [RFC 8329](#), February 2018.
- [RFC6020] Bjorklund, M., "YANG - A Data Modeling Language for the Network Configuration Protocol (NETCONF)", [RFC 6020](#), October 2010.
- [RFC6241] Enns, R., Bjorklund, M., Schoenwaelder, J., and A. Bierman, "Network Configuration Protocol (NETCONF)", [RFC 6241](#), June 2011.
- [RFC8040] Bierman, A., Bjorklund, M., and K. Watsen, "RESTCONF Protocol", [RFC 8040](#), January 2017.
- [consumer-facing-inf-im] Kumar, R., Lohiya, A., Qi, D., Bitar, N., Palislamovic, S., Xia, L., and J. Jeong, "Information Model for Consumer-Facing Interface to Security Controller", [draft-kumar-i2nsf-client-facing-interface-im-07](#) (work in progress), July 2018.
- [consumer-facing-inf-dm] Jeong, J., Kim, E., Ahn, T., Kumar, R., and S. Hares, "I2NSF Consumer-Facing Interface YANG Data Model", [draft-ietf-i2nsf-consumer-facing-interface-dm-01](#) (work in progress), July 2018.
- [i2nsf-nsf-cap-im] Xia, L., Strassner, J., Basile, C., and D. Lopez, "Information Model of NSFs Capabilities",

- [draft-ietf-i2nsf-capability-02](#) (work in progress), July 2018.
- [policy-translation] Yang, J., Jeong, J., and J. Kim, "Security Policy Translation in Interface to Network Security Functions", [draft-yang-i2nsf-security-policy-translation-01](#) (work in progress), July 2018.
- [nsf-facing-inf-dm] Kim, J., Jeong, J., Park, J., Hares, S., and Q. Lin, "I2NSF Network Security Function-Facing Interface YANG Data Model", [draft-ietf-i2nsf-nsf-facing-interface-data-model-01](#) (work in progress), July 2018.
- [registration-inf-dm] Hyun, S., Jeong, J., Roh, T., Wi, S., and J. Park, "I2NSF Registration Interface YANG Data Model", [draft-hyun-i2nsf-registration-dm-06](#) (work in progress), July 2018.
- [nsf-triggered-steering] Hyun, S., Jeong, J., Park, J., and S. Hares, "Service Function Chaining-Enabled I2NSF Architecture", [draft-hyun-i2nsf-nsf-triggered-steering-06](#) (work in progress), July 2018.
- [i2nsf-nfv-architecture] Yang, H. and Y. Kim, "I2NSF on the NFV Reference Architecture", [draft-yang-i2nsf-nfv-architecture-02](#) (work in progress), June 2018.
- [RFC7149] Boucadair, M. and C. Jacquenet, "Software-Defined Networking: A Perspective from within a Service Provider Environment", [RFC 7149](#), March 2014.
- [ITU-T.Y.3300] Recommendation ITU-T Y.3300, "Framework of Software-Defined Networking", June 2014.
- [ONF-OpenFlow] ONF, "OpenFlow Switch Specification (Version 1.4.0)", October 2013.
- [ONF-SDN-Architecture] ONF, "SDN Architecture", June 2014.
- [ITU-T.X.1252] Recommendation ITU-T X.1252, "Baseline Identity Management Terms and Definitions", April 2010.

- [ITU-T.X.800] Recommendation ITU-T X.800, "Security Architecture for Open Systems Interconnection for CCITT Applications", March 1991.
- [AVANT-GUARD] Shin, S., Yegneswaran, V., Porras, P., and G. Gu, "AVANT-GUARD: Scalable and Vigilant Switch Flow Management in Software-Defined Networks", ACM CCS, November 2013.
- [ETSI-NFV] ETSI GS NFV 002 V1.1.1, "Network Functions Virtualization (NFV); Architectural Framework", October 2013.
- [RFC4566] Handley, M., Jacobson, V., and C. Perkins, "SDP: Session Description Protocol", [RFC 4566](#), July 2006.
- [i2nsf-terminology] Hares, S., Strassner, J., Lopez, D., Xia, L., and H. Birkholz, "Interface to Network Security Functions (I2NSF) Terminology", [draft-ietf-i2nsf-terminology-06](#) (work in progress), July 2018.
- [opsawg-firewalls] Baker, F. and P. Hoffman, "On Firewalls in Internet Security", [draft-ietf-opsawg-firewalls-01](#) (work in progress), October 2012.
- [RFC8192] Hares, S., Lopez, D., Zarny, M., Jacquenet, C., Kumar, R., and J. Jeong, "Interface to Network Security Functions (I2NSF): Problem Statement and Use Cases", [RFC 8192](#), July 2017.
- [RFC7665] Halpern, J. and C. Pignataro, "Service Function Chaining (SFC) Architecture", [RFC 7665](#), October 2015.
- [RFC8300] Quinn, P., Elzur, U., and C. Pignataro, "Network Service Header (NSH)", [RFC 8300](#), January 2018.

Appendix A. Changes from [draft-ietf-i2nsf-applicability-06](#)

The following change has been made from [draft-ietf-i2nsf-applicability-06](#):

- o Add the acknowledgment to the EU H2020 project SHIELD.

Authors' Addresses

Jaehoon Paul Jeong
Department of Software
Sungkyunkwan University
2066 Seobu-Ro, Jangan-Gu
Suwon, Gyeonggi-Do 16419
Republic of Korea

Phone: +82 31 299 4957

Fax: +82 31 290 7996

E-Mail: pauljeong@skku.edu

URI: <http://iotlab.skku.edu/people-jaehoon-jeong.php>

Sangwon Hyun
Department of Computer Engineering
Chosun University
309 Pilmun-daero, Dong-Gu
Gwangju 61452
Republic of Korea

Phone: +82 62 230 7473

E-Mail: shyun@chosun.ac.kr

Tae-Jin Ahn
Korea Telecom
70 Yuseong-Ro, Yuseong-Gu
Daejeon 305-811
Republic of Korea

Phone: +82 42 870 8409

E-Mail: taejin.ahn@kt.com

Susan Hares
Huawei
7453 Hickory Hill
Saline, MI 48176
USA

Phone: +1-734-604-0332

E-Mail: shares@ndzh.com

Diego R. Lopez
Telefonica I+D
Jose Manuel Lara, 9
Seville, 41013
Spain

Phone: +34 682 051 091
EMail: diego.r.lopez@telefonica.com