

I2NSF Working Group
Internet-Draft
Intended status: Standards Track
Expires: March 1, 2021

J. Jeong, Ed.
C. Chung
Sungkyunkwan University
T. Ahn
Korea Telecom
R. Kumar
Juniper Networks
S. Hares
Huawei
August 28, 2020

I2NSF Consumer-Facing Interface YANG Data Model
draft-ietf-i2nsf-consumer-facing-interface-dm-10

Abstract

This document describes an information model and a YANG data model for the Consumer-Facing Interface between an Interface to Network Security Functions (I2NSF) User and Security Controller in an I2NSF system in a Network Functions Virtualization (NFV) environment. The information model defines various types of managed objects and the relationship among them needed to build the interface. The information model is based on the "Event-Condition-Action" (ECA) policy model defined by a capability information model for I2NSF [[I-D.ietf-i2nsf-capability](#)], and the data model is defined for enabling different users of a given I2NSF system to define, manage, and monitor security policies for specific flows within an administrative domain.

Status of This Memo

This Internet-Draft is submitted in full conformance with the provisions of [BCP 78](#) and [BCP 79](#).

Internet-Drafts are working documents of the Internet Engineering Task Force (IETF). Note that other groups may also distribute working documents as Internet-Drafts. The list of current Internet-Drafts is at <https://datatracker.ietf.org/drafts/current/>.

Internet-Drafts are draft documents valid for a maximum of six months and may be updated, replaced, or obsoleted by other documents at any time. It is inappropriate to use Internet-Drafts as reference material or to cite them other than as "work in progress."

This Internet-Draft will expire on March 1, 2021.

Copyright Notice

Copyright (c) 2020 IETF Trust and the persons identified as the document authors. All rights reserved.

This document is subject to [BCP 78](#) and the IETF Trust's Legal Provisions Relating to IETF Documents (<https://trustee.ietf.org/license-info>) in effect on the date of publication of this document. Please review these documents carefully, as they describe your rights and restrictions with respect to this document. Code Components extracted from this document must include Simplified BSD License text as described in Section 4.e of the Trust Legal Provisions and are provided without warranty as described in the Simplified BSD License.

Table of Contents

1.	Introduction	3
2.	Requirements Language	5
3.	Terminology	5
4.	Information Model for Policy	5
4.1.	Event Sub-model	7
4.2.	Condition Sub-model	8
4.3.	Action Sub-model	9
5.	Information Model for Policy Endpoint Groups	10
5.1.	User Group	11
5.2.	Device Group	12
5.3.	Location Group	13
6.	Information Model for Threat Prevention	14
6.1.	Threat Feed	14
6.2.	Payload Content	15
7.	Network Configuration Access Control Model (NACM) for I2NSF Consumer-Facing Interface	16
8.	YANG Data Model of Consumer-Facing Interface	18
8.1.	YANG Module of Consumer-Facing Interface	18
9.	XML Configuration Examples of High-Level Security Policy Rules	41
9.1.	Database Registration: Information of Positions and Devices (Endpoint Group)	41
9.2.	Scenario 1: Block SNS Access during Business Hours	43
9.3.	Scenario 2: Block Malicious VoIP/VoLTE Packets Coming to a Company	45
9.4.	Scenario 3: Mitigate HTTP and HTTPS Flood Attacks on a Company Web Server	47
10.	XML Configuration Example of a User Group's Access Control for I2NSF Consumer-Facing Interface	48
11.	IANA Considerations	50
12.	Security Considerations	50

13.	Acknowledgments	50
14.	Contributors	51
15.	References	53
15.1.	Normative References	53
15.2.	Informative References	56
	Authors' Addresses	56

[1.](#) Introduction

In a framework of Interface to Network Security Functions (I2NSF) [[RFC8329](#)], each vendor can register their NSFs using a Developer's Management System (DMS). Assuming that vendors also provide the front-end web applications registered with an I2NSF User, the Consumer-Facing Interface is required because the web applications developed by each vendor need to have a standard interface specifying the data types used when the I2NSF User and Security Controller communicate using this interface. Therefore, this document specifies the required information, their data types, and encoding schemes so that high-level security policies (or configuration information for security policies) can be transferred to the Security Controller through the Consumer-Facing Interface. These policies can easily be translated by the Security Controller into low-level security policies. The Security Controller delivers the translated policies to Network Security Functions (NSFs) according to their respective security capabilities for the required security enforcement.

The Consumer-Facing Interface would be built using a set of objects, with each object capturing a unique set of information from Security Administrator (i.e., I2NSF User [[RFC8329](#)]) needed to express a Security Policy. An object may have relationship with various other objects to express a complete set of requirements. An information model captures the managed objects and relationship among these objects. The information model proposed in this document is structured in accordance with the "Event-Condition-Action" (ECA) policy model.

An NSF Capability model is proposed in [[I-D.ietf-i2nsf-capability](#)] as the basic model for both the NSF-Facing interface and Consumer-Facing Interface security policy model of this document.

[[RFC3444](#)] explains differences between an information and data model. This document uses the guidelines in [[RFC3444](#)] to define both the information and data model for Consumer-Facing Interface. Figure 1 shows a high-level abstraction of Consumer-Facing Interface. A data model, which represents an implementation of the information model in a specific data representation language, is also defined in this document.

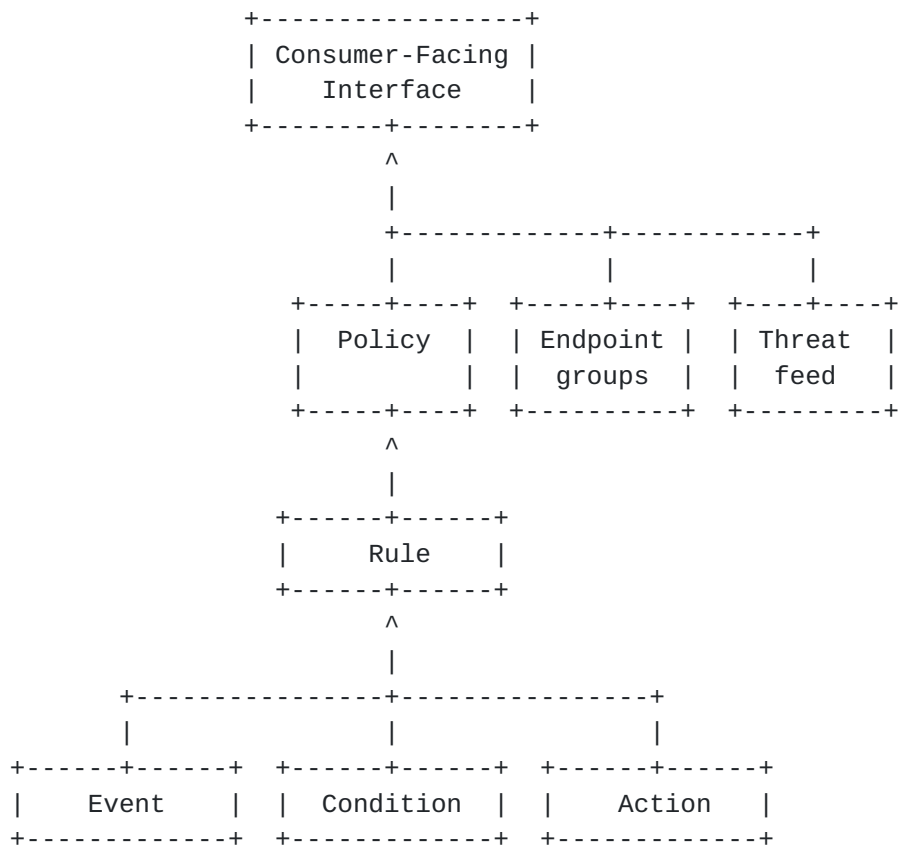


Figure 1: Diagram for High-level Abstraction of Consumer-Facing Interface

Data models are defined at a lower level of abstraction and provide many details. They provide details about the implementation of a protocol's specification, e.g., rules that explain how to map managed objects onto lower-level protocol constructs. Since conceptual models can be implemented in different ways, multiple data models can be derived from a single information model.

The efficient and flexible provisioning of network functions by a Network Functions Virtualization (NFV) system leads to a rapid advance in the network industry. As practical applications, Network Security Functions (NSFs), such as firewall, Intrusion Detection System (IDS)/Intrusion Prevention System (IPS), and attack mitigation, can also be provided as Virtual Network Functions (VNF) in the NFV system. By the efficient virtualization technology, these VNFs might be automatically provisioned and dynamically migrated based on real-time security requirements. This document presents a YANG data model to implement security functions based on NFV.

2. Requirements Language

The key words "MUST", "MUST NOT", "REQUIRED", "SHALL", "SHALL NOT", "SHOULD", "SHOULD NOT", "RECOMMENDED", "MAY", and "OPTIONAL" in this document are to be interpreted as described in [\[RFC2119\]](#)[\[RFC3444\]](#)[\[RFC8174\]](#).

3. Terminology

This document uses the terminology described in [\[RFC8329\]](#).

This document follows the guidelines of [\[RFC8407\]](#), uses the common YANG types defined in [\[I-D.ietf-netmod-rfc6991-bis\]](#), and adopts the Network Management Datastore Architecture (NMDA). The meaning of the symbols in tree diagrams is defined in [\[RFC8340\]](#).

4. Information Model for Policy

A Policy object represents a mechanism to express a Security Policy by Security Administrator (i.e., I2NSF User) using Consumer-Facing Interface toward Security Controller; the policy would be enforced on an NSF. Figure 2 shows the YANG tree of the Policy object. The Policy object SHALL have the following information:

Name: This field identifies the name of this object.

Rule: This field contains a list of rules. These rules are defined for 1) communication between two Endpoint Groups, 2) for preventing communication with externally or internally identified threats, and 3) for implementing business requirement such as controlling access to internal or external resources for meeting regulatory compliance or business objectives. An organization may restrict certain communication between a set of user and applications for example. The threats may be from threat feeds obtained from external sources or dynamically identified by using specialty devices in the network. Rule conflict analysis should be triggered by the monitoring service to perform an exhaustive detection of anomalies among the configuration rules installed into the security functions.


```
+--rw i2nsf-cfi-policy* [policy-name]
  +--rw policy-name      string
  +--rw rules
  +--rw endpoint-groups
  +--rw threat-prevention
```

Figure 2: Policy YANG Data Tree

A policy is a container of Rule(s). In order to express a Rule, a Rule must have complete information such as where and when a policy needs to be applied. This is done by defining a set of managed objects and relationship among them. A Policy Rule may be related segmentation, threat mitigation or telemetry data collection from an NSF in the network, which will be specified as the sub-model of the policy model in the subsequent sections. Figure 3 shows the YANG data tree of the Rule object. The rule object SHALL have the following information:

Name: This field identifies the name of this object.

Event: This field includes the information to determine whether the Rule Condition can be evaluated or not. See details in [Section 4.1](#).

Condition: This field contains all the checking conditions to apply to the objective traffic. See details in [Section 4.2](#).

Action: This field identifies the action taken when a rule is matched. There is always an implicit action to drop traffic if no rule is matched for a traffic type. See details in [Section 4.3](#).

IPsec-method: This field contains the information about IPsec method type. There are two types such as IPsec-IKE and IPsec-IKEless [[I-D.ietf-i2nsf-sdn-ipsec-flow-protection](#)].

```
+--rw rules* [rule-name]
  +--rw rule-name  string
  +--rw event
  +--rw (condition)?
  +--rw action
  +--rw ipsec-method
```

Figure 3: Rule YANG Data Tree

Note that in the case of policy conflicts, the resolution of the conflicted policies conforms to the guidelines of "Information Model of NSFs Capabilities" [[I-D.ietf-i2nsf-capability](#)].

4.1. Event Sub-model

The Event Object contains information related to scheduling a Rule. The Rule could be activated based on a set time or security event. Figure 4 shows the YANG tree of the Event object. Event object SHALL have following information:

Security-event: This field identifies for which security event the policy is enforced. The examples of security events are: "DDOS", "spyware", "trojan", and "ransomware".

Time-information: This represents the security rule is enforced based on the period information with the end time for the event.

Period: This represents the period of time the rule event is active.

End-time: This represents the end time of the event. If the rule time has pass the end-time, the rule will stop repeating"

Frequency: This represents how frequent the rule should be enforced. There are four options: "only-once", "daily", "weekly" and "monthly".

```
+--rw event
  +--rw security-event      identityref
  +--rw time-information
    | +--rw start-date-time? yang:date-and-time
    | +--rw end-date-time?  yang:date-and-time
    | +--rw period
    | | +--rw start-time?   time
    | | +--rw stop-time?    time
    | | +--rw day*          identityref
    | | +--rw date*         int32
    | | +--rw month*        string
  +--rw frequency?          enumeration
```

Figure 4: Event Sub-model YANG Data Tree

4.2. Condition Sub-model

This object represents Conditions that Security Administrator wants to apply the checking on the traffic in order to determine whether the set of actions in the Rule can be executed or not. The Condition Sub-model consists of three different types of containers each representing different cases, such as general firewall and DDoS-mitigation cases, and a case when the condition is based on the payload strings of packets. Each containers have source and destination-target to represent the source and destination for each case. Figure 5 shows the YANG tree of the Condition object. The Condition Sub-model SHALL have following information:

- Case (Firewall-condition): This field represents the general firewall case, where a security admin can set up firewall conditions using the information present in this field. The source and destination is represented as firewall-source and firewall-destination, each referring to the IP-address-based groups defined in the endpoint-groups.
- Case (DDoS-condition): This field represents the condition for DDoS mitigation, where a security admin can set up DDoS mitigation conditions using the information present in this field. The source and destination is represented as ddos-source and ddos-destination, each referring to the device-groups defined and registered in the endpoint-groups.
- Case (Custom-condition): This field contains the payload string information. This information is useful when security rule condition is based on the string contents of incoming or outgoing packets. The source and destination is represented as custom-source and custom-destination, each referring to the payload-groups defined and registered in the endpoint-groups.
- Case (Threat-feed-condition): This field contains the information obtained from threat-feeds (e.g., Palo-Alto, or RSA-netwitness). This information is useful when security rule condition is based on the existing threat reports gathered by other sources. The source and destination is represented as threat-feed-source and threat-feed-destination. For clarity, threat-feed-source/destination represent the source/destination of a target security threat, not the information source/destination of a threat-feed.


```

+--rw condition
  +--:firewall-condition
    | +--rw source
    | |       -> /i2nsf-cfi-policy/endpoint-groups/user-group/name
    | +--rw destination*
    | |       -> /i2nsf-cfi-policy/endpoint-groups/user-group/name
  +--:ddos-condition
    | +--rw source*
    | |       -> /i2nsf-cfi-policy/endpoint-groups/device-group/name
    | +--rw destination*
    | |       -> /i2nsf-cfi-policy/endpoint-groups/device-group/name
    | +--rw rate-limit
    | |   +--rw packet-threshold-per-second? uint32
  +--:location-condition
    | +--rw source*
    | |       -> /i2nsf-cfi-policy/endpoint-groups/location-group/name
    | +--rw destination
    | |       -> /i2nsf-cfi-policy/endpoint-groups/location-group/name
  +--:custom-condition
    | +--rw source*
    | |       -> /i2nsf-cfi-policy/threat-preventions/payload-content/name
    | +--rw destination?
    | |       -> /i2nsf-cfi-policy/threat-preventions/payload-content/name
  +--:threat-feed-condition
    +--rw source*
    |       -> /i2nsf-cfi-policy/threat-preventions/threat-feed-list/name
    +--rw destination?
    |       -> /i2nsf-cfi-policy/threat-preventions/threat-feed-list/name

```

Figure 5: Condition Sub-model YANG Data Tree

4.3. Action Sub-model

This object represents actions that Security Admin wants to perform based on certain traffic class. Figure 6 shows the YANG tree of the Action object. The Action object SHALL have following information:

Primary-action: This field identifies the action when a rule is matched by an NSF. The action could be one of "PASS", "DROP", "ALERT", "RATE-LIMIT", and "MIRROR".

Secondary-action: This field identifies the action when a rule is matched by an NSF. The action could be one of "log", "syslog", "session-log".


```

+--rw action
+--rw primary-action      identityref
+--rw secondary-action?   identityref

```

Figure 6: Action Sub-model YANG Data Tree

5. Information Model for Policy Endpoint Groups

The Policy Endpoint Group is a very important part of building User-Construct based policies. A Security Administrator would create and use these objects to represent a logical entity in their business environment, where a Security Policy is to be applied. There are multiple managed objects that constitute a Policy's Endpoint Group, as shown in Figure 7. Figure 8 shows the YANG tree of the Endpoint-Groups object. This section lists these objects and relationship among them.

It is assumed that the information of Endpoint Groups (e.g., User-group, Device-group, and Location-group) such as the IP address(es) of each member in a group are stored in the I2NSF database available to the Security Controller, and that the IP address information of each group in the I2NSF database is synchronized with other systems in the networks under the same administration.

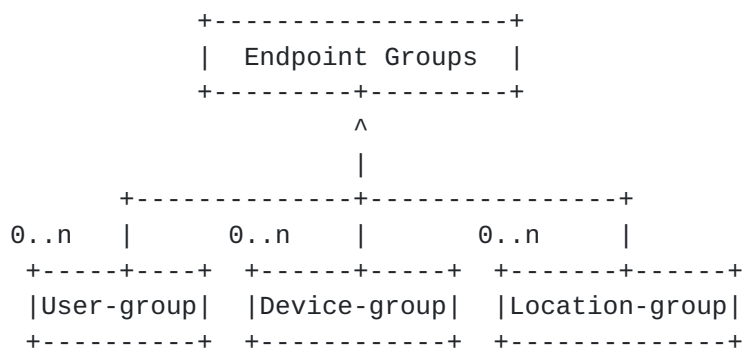


Figure 7: Endpoint Group Diagram


```
+--rw endpoint-groups
| +--rw user-group* [name]
| ...
| +--rw device-group* [name]
| ...
| +--rw location-group* [name]
| ...
```

Figure 8: Endpoint Group YANG Data Tree

[5.1.](#) User Group

This object represents a User-Group. Figure 9 shows the YANG tree of the User-Group object. The User-Group object SHALL have the following information:

Name: This field identifies the name of this object.

IPv4: This represents the IPv4 address of a user in the user group.

IPv6: This represents the IPv6 address of a user in the user group.

Range-ipv4-address: This represents the IPv4 address range of a user in the user group.

Range-ipv6-address: This represents the IPv6 address range of a user in the user group.


```

+--rw user-group* [name]
+--rw name          string
+--rw (match-type)
  +--:(exact-match-ipv4)
    | +--rw ipv4?          inet:ipv4-address
  +--:(exact-match-ipv6)
    | +--rw ipv6?          inet:ipv6-address
  +--:(range-match-ipv4)
    | +--rw range-ipv4-address
    | +--rw start-ipv4-address  inet:ipv4-address
    | +--rw end-ipv4-address    inet:ipv4-address
  +--:(range-match-ipv6)
    +--rw range-ipv6-address*
      +--rw start-ipv6-address  inet:ipv6-address
      +--rw end-ipv6-address    inet:ipv6-address

```

Figure 9: User Group YANG Data Tree

5.2. Device Group

This object represents a Device-Group. Figure 10 shows the YANG tree of the Device-group object. The Device-Group object SHALL have the following information:

Name: This field identifies the name of this object.

IPv4: This represents the IPv4 address of a device in the device group.

IPv6: This represents the IPv6 address of a device in the device group.

Range-ipv4-address: This represents the IPv4 address range of a device in the device group.

Range-ipv6-address: This represents the IPv6 address range of a device in the device group.

Protocol: This represents the communication protocols used by the devices. The protocols are "SSH", "FTP", "SMTP", "HTTP", "HTTPS", and etc.


```

+--rw device-group* [name]
  +--rw name string
  +--rw (match-type)
  | +--:(exact-match-ipv4)
  | | +--rw ipv4? inet:ipv4-address
  | +--:(exact-match-ipv6)
  | | +--rw ipv6? inet:ipv6-address
  | +--:(range-match-ipv4)
  | | +--rw range-ipv4-address*
  | | | +--rw start-ipv4-address inet:ipv4-address
  | | | +--rw end-ipv4-address inet:ipv4-address
  | +--:(range-match-ipv6)
  | | +--rw range-ipv6-address*
  | | | +--rw start-ipv6-address inet:ipv6-address
  | | | +--rw end-ipv6-address inet:ipv6-address
  +--rw protocol identityref

```

Figure 10: Device Group YANG Data Tree

5.3. Location Group

This object represents a location group based on either tag or other information. Figure 11 shows the YANG tree of the Location-Group object. The Location-Group object SHALL have the following information:

Name: This field identifies the name of this object.

Geo-ip-ipv4: This field represents the IPv4 Geo-ip address of a location [[RFC8805](#)].

Geo-ip-ipv6: This field represents the IPv6 Geo-ip address of a location [[RFC8805](#)].

Continent: This field represents the continent where the location group member is located.

```

+--rw location-group* [name]
  +--rw name string
  +--rw geo-ip-ipv4 inet:ipv4-address
  +--rw geo-ip-ipv6 inet:ipv6-address
  +--rw continent? identityref

```

Figure 11: Location Group YANG Data Tree

6. Information Model for Threat Prevention

The threat prevention plays an important part in the overall security posture by reducing the attack surfaces. This information could come from various threat feeds (i.e., sources for obtaining the threat information). There are multiple managed objects that constitute this category. This section lists these objects and relationship among them. Figure 13 shows the YANG tree of a Threat-Prevention object.

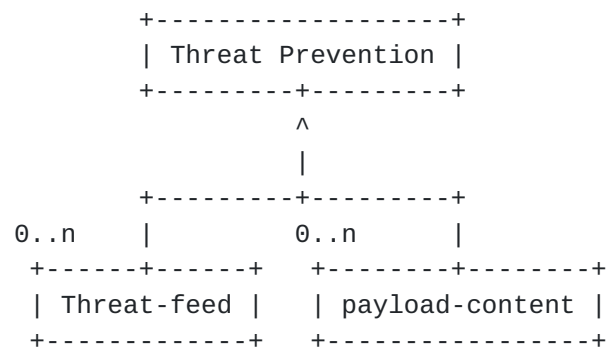


Figure 12: Threat Prevention Diagram

```

+--rw threat-prevention
  +--rw threat-feed-list* [name]
  ...
  +--rw payload-content* [name]
  ...
  
```

Figure 13: Threat Prevention YANG Data Tree

6.1. Threat Feed

This object represents a threat feed which provides the signatures of malicious activities. Figure 14 shows the YANG tree of a Threat-feed-list. The Threat-Feed object SHALL have the following information:

Name: This field identifies the name of this object.

Server-ipv4: This represents the IPv4 server address of the feed provider, which may be either an external or local server.

Server-ipv6: This represents the IPv6 server address of the feed provider, which may be either an external or local server.

Description: This is the description of the threat feed. The description should have the clear indication of the security attack such as attack type (e.g., APT) and file types used (e.g., executable malware).

Threat-file-types: This field identifies the information about the file types identified and reported by the threat-feed.

Signatures: This field contains the threat signatures of malicious programs or activities provided by the threat-feed. The examples of signature types are "YARA", "SURICATA", and "SNORT" [[YARA](#)][[SURICATA](#)][[SNORT](#)].

It is assumed that the I2NSF User obtains the threat signatures (i.e., threat content patterns) from a threat-feed server (i.e., feed provider), which is a server providing threat signatures. With the obtained threat signatures, the I2NSF User can deliver them to the Security Controller. The retrieval of the threat signatures by the I2NSF User is out of scope in this document.

```
+--rw threat-prevention
  +--rw threat-feed-list* [name]
    +--rw name                identityref
    +--rw server-ipv4?         inet:ipv4-address
    +--rw server-ipv6?         inet:ipv6-address
    +--rw description?         string
    +--rw threat-file-types*   identityref
    +--rw signatures*          identityref
```

Figure 14: Threat Feed YANG Data Tree

6.2. Payload Content

This object represents a custom list created for the purpose of defining an exception to threat feeds. Figure 15 shows the YANG tree of a Payload-content list. The Payload-Content object SHALL have the following information:

Name: This field identifies the name of this object. For example, the name "backdoor" indicates the payload content is related to a backdoor attack.

Description: This represents the description of how the payload content is related to a security attack.

Content: This contains the payload contents, which are involved in a security attack, such as strings.


```
+--rw payload-content* [name]
  +--rw name          string
  +--rw description   string
  +--rw content*      string
```

Figure 15: Payload Content in YANG Data Tree

7. Network Configuration Access Control Model (NACM) for I2NSF Consumer-Facing Interface

Network Configuration Access Control Model (NACM) provides a user group with an access control with the following features [[RFC8341](#)]:

- o Independent control of action, data, and notification access is provided.
- o A simple and familiar set of datastore permissions is used.
- o Support for YANG security tagging allows default security modes to automatically exclude sensitive data.
- o Separate default access modes for read, write, and execute permissions are provided.
- o Access control rules are applied to configurable groups of users.

The data model of the I2NSF Consumer-Facing Interface utilizes the NACM's mechanisms to manage the access control on the I2NSF Consumer-Facing Interface. The NACM with the above features can be used to set up the access control rules of a user group in the I2NSF Consumer-Facing Interface.

Figure 16 shows part of the NACM module to enable the access control of a user group for the I2NSF Consumer-Facing Interface. To use the NACM, a user needs to configure either a NETCONF server [[RFC6241](#)] or a RESTCONF server [[RFC8040](#)] to enable the NACM module. Then, the user can simply use an account of root or admin user for the access control for the module of the I2NSF Consumer-Facing Interface (i.e., ietf-i2nsf-cfi-policy). An XML example to configure the access control a user group for the I2NSF Consumer-Facing Interface can be seen in [Section 10](#).


```
list rule {
  key "name";
  ordered-by user;
  leaf name {
    type string {
      length "1..max";
    }
    description
      "Arbitrary name assigned to the rule.";
  }

  leaf module-name {
    type union {
      type matchall-string-type;
      type string;
    }
    default "";
    description
      "Name of the module associated with this rule."
  }

  leaf access-operations {
    type union {
      type matchall-string-type;
      type access-operations-type;
    }
    default "";
    description
      "Access operations associated with this rule."
  }

  leaf action {
    type action-type;
    mandatory true;
    description
      "The access control action associated with the
      rule. If a rule is determined to match a
      particular request, then this object is used
      to determine whether to permit or deny the
      request.";
  }
}
```

Figure 16: A Part of the NACM YANG Data Model

8. YANG Data Model of Consumer-Facing Interface

The main objective of this data model is to provide both an information model and the corresponding YANG data model of I2NSF Consumer-Facing Interface. This interface can be used to deliver control and management messages between an I2NSF User and Security Controller for the I2NSF User's high-level security policies.

The semantics of the data model must be aligned with the information model of the Consumer-Facing Interface. The transformation of the information model is performed so that this YANG data model can facilitate the efficient delivery of the control or management messages.

This data model is designed to support the I2NSF framework that can be extended according to the security needs. In other words, the model design is independent of the content and meaning of specific policies as well as the implementation approach.

With the YANG data model of I2NSF Consumer-Facing Interface, this document suggests use cases for security policy rules such as time-based firewall, VoIP/VoLTE security service, and DDoS-attack mitigation in [Section 9](#).

8.1. YANG Module of Consumer-Facing Interface

This section describes a YANG module of Consumer-Facing Interface. This YANG module imports from [[RFC6991](#)] and uses the typedef of time in [[I-D.ietf-netmod-rfc6991-bis](#)]. It makes references to [[RFC0854](#)][[RFC0913](#)][[RFC0959](#)][[RFC1081](#)][[RFC1631](#)][[RFC2616](#)][[RFC2818](#)][[RFC4250](#)][[RFC5321](#)].

```
<CODE BEGINS> file "ietf-i2nsf-cfi-policy@2020-08-28.yang"
```

```
module ietf-i2nsf-cfi-policy {
  yang-version 1.1;
  namespace
    "urn:ietf:params:xml:ns:yang:ietf-i2nsf-cfi-policy";
  prefix cfi-policy;

  import ietf-inet-types{
    prefix inet;
  }

  import ietf-yang-types{
    prefix yang;
  }

  import ietf-netconf-acm {
```



```
    prefix nacm;  
}
```

```
organization  
  "IETF I2NSF (Interface to Network Security Functions)  
  Working Group";
```

```
contact  
  "WG Web: <http://tools.ietf.org/wg/i2nsf>  
  WG List: <mailto:i2nsf@ietf.org>
```

```
  Editor: Jaehoon Paul Jeong  
  <mailto:pauljeong@skku.edu>
```

```
  Editor: Patrick Lingga  
  <mailto:patricklink@skku.edu>;
```

```
description
```

```
  "This module is a YANG module for Consumer-Facing Interface.
```

```
  Copyright (c) 2020 IETF Trust and the persons identified as  
  authors of the code. All rights reserved.
```

```
  Redistribution and use in source and binary forms, with or  
  without modification, is permitted pursuant to, and subject  
  to the license terms contained in, the Simplified BSD License  
  set forth in Section 4.c of the IETF Trust's Legal Provisions  
  Relating to IETF Documents  
  http://trustee.ietf.org/license-info).
```

```
  This version of this YANG module is part of RFC XXXX; see  
  the RFC itself for full legal notices.";
```

```
revision "2020-08-28"{  
  description "Initial revision.";  
  reference  
    "RFC XXXX: I2NSF Consumer-Facing Interface YANG Data Model";  
}
```

```
identity malware-file-type {  
  description  
    "Base identity for malware file types.";  
}
```

```
identity executable-file {  
  base malware-file-type;  
  description  
    "Identity for executable file types.";
```



```
}

identity doc-file {
    base malware-file-type;
    description
        "Identity for Microsoft document file types.";
}

identity html-app-file {
    base malware-file-type;
    description
        "Identity for html application file types.";
}

identity javascript-file {
    base malware-file-type;
    description
        "Identity for Javascript file types.";
}

identity pdf-file {
    base malware-file-type;
    description
        "Identity for pdf file types.";
}

identity dll-file {
    base malware-file-type;
    description
        "Identity for dll file types.";
}

identity msi-file {
    base malware-file-type;
    description
        "Identity for Microsoft installer file types.";
}

identity security-event-type {
    description
        "Base identity for security event types.";
}

identity ddos {
    base security-event-type;
    description
        "Identity for DDoS event types.";
}
```



```
identity spyware {
  base security-event-type;
  description
    "Identity for spyware event types.";
}

identity trojan {
  base security-event-type;
  description
    "Identity for Trojan infection event types.";
}

identity ransomware {
  base security-event-type;
  description
    "Identity for ransomware infection event types.";
}

identity i2nsf-ipsec {
  description
    "Base identity for IPsec method types.";
  reference
    "draft-ietf-i2nsf-sdn-ipsec-flow-protection-08: Software-Defined
    Networking (SDN)-based IPsec Flow Protection - IPsec method
    types can be selected.";
}

identity ipsec-ike {
  base i2nsf-ipsec;
  description
    "Identity for ipsec-ike.";
  reference
    "draft-ietf-i2nsf-sdn-ipsec-flow-protection-08: Software-Defined
    Networking (SDN)-based IPsec Flow Protection - IPsec method
    type with IKE is selected.";
}

identity ipsec-ikeless {
  base i2nsf-ipsec;
  description
    "Identity for ipsec-ikeless.";
  reference
    "draft-ietf-i2nsf-sdn-ipsec-flow-protection-08: Software-Defined
    Networking (SDN)-based IPsec Flow Protection - IPsec method
    type without IKE is selected.";
}

identity continent {
```



```
    description
      "Base Identity for continent types.";
  }

  identity africa {
    base continent;
    description
      "Identity for Africa.";
  }

  identity asia {
    base continent;
    description
      "Identity for Asia.";
  }

  identity europe {
    base continent;
    description
      "Identity for Europe.";
  }

  identity north-america {
    base continent;
    description
      "Identity for North America.";
  }

  identity south-america {
    base continent;
    description
      "Identity for South America.";
  }

  identity oceania {
    base continent;
    description
      "Identity for Oceania";
  }

  identity protocol-type {
    description
      "This identity represents the protocol types.";
  }

  identity ftp {
    base protocol-type;
    description
```



```
    "The identity for ftp protocol.";
  reference
    "RFC 959: File Transfer Protocol (FTP)";
}

identity ssh {
  base protocol-type;
  description
    "The identity for ssh protocol.";
  reference
    "RFC 4250: The Secure Shell (SSH) Protocol";
}

identity telnet {
  base protocol-type;
  description
    "The identity for telnet.";
  reference
    "RFC 854: Telnet Protocol";
}

identity smtp {
  base protocol-type;
  description
    "The identity for smtp.";
  reference
    "RFC 5321: Simple Mail Transfer Protocol (SMTP)";
}

identity sftp {
  base protocol-type;
  description
    "The identity for sftp.";
  reference
    "RFC 913: Simple File Transfer Protocol (SFTP)";
}

identity http {
  base protocol-type;
  description
    "The identity for http.";
  reference
    "RFC 2616: Hypertext Transfer Protocol (HTTP)";
}

identity https {
  base protocol-type;
  description
```



```
    "The identity for https.";
  reference
    "RFC 2818: HTTP over TLS (HTTPS)";
}

identity pop3 {
  base protocol-type;
  description
    "The identity for pop3.";
  reference
    "RFC 1081: Post Office Protocol -Version 3 (POP3)";
}

identity nat {
  base protocol-type;
  description
    "The identity for nat.";
  reference
    "RFC 1631: The IP Network Address Translator (NAT)";
}

identity primary-action {
  description
    "This identity represents the primary actions, such as
    PASS, DROP, ALERT, RATE-LIMIT, and MIRROR.";
}

identity pass {
  base primary-action;
  description
    "The identity for pass.";
}

identity drop {
  base primary-action;
  description
    "The identity for drop.";
}

identity alert {
  base primary-action;
  description
    "The identity for alert.";
}

identity rate-limit {
  base primary-action;
  description
```



```
    "The identity for rate-limit.";
}

identity mirror {
    base primary-action;
    description
        "The identity for mirroring.";
}

identity secondary-action {
    description
        "This field identifies additional actions if a rule is
        matched. This could be one of 'LOG', 'SYSLOG',
        'SESSION-LOG', etc.";
}

identity log {
    base secondary-action;
    description
        "The identity for logging.";
}

identity syslog {
    base secondary-action;
    description
        "The identity for system logging.";
}

identity session-log {
    base secondary-action;
    description
        "The identity for session logging.";
}

identity signature-type {
    description
        "This represents the base identity for signature types.";
}

identity signature-yara {
    base signature-type;
    description
        "This represents the YARA signatures.";
    reference
        "YARA: YARA signatures are explained.";
}

identity signature-snort {
```



```
    base signature-type;
    description
        "This represents the SNORT signatures.";
    reference
        "SNORT: SNORT signatures are explained.";
}

identity signature-suricata {
    base signature-type;
    description
        "This represents the SURICATA signatures.";
    reference
        "SURICATA: SURICATA signatures are explained.";
}

identity threat-feed-type {
    description
        "This represents the base identity for threat-feed.";
}

identity day {
    description
        "This represents the base for days.";
}

identity monday {
    base day;
    description
        "This represents Monday.";
}

identity tuesday {
    base day;
    description
        "This represents Tuesday.";
}

identity wednesday {
    base day;
    description
        "This represents Wednesday.";
}

identity thursday {
    base day;
    description
        "This represents Thursday.";
}
```



```
identity friday {
  base day;
  description
    "This represents Friday.";
}

identity saturday {
  base day;
  description
    "This represents Saturday.";
}

identity sunday {
  base day;
  description
    "This represents Sunday.";
}

/*
 * Typedefs
 */
typedef time {
  type string {
    pattern '(0[0-9]|1[0-9]|2[0-3]):[0-5][0-9]:[0-5][0-9](\\.\\d+)?'
      + '(Z|\\+\\-)((1[0-3]|0[0-9]):([0-5][0-9])|14:00))?';
  }
  description
    "The time type represents an instance of time of zero-duration
    that recurs every day.";
  reference
    "draft-ietf-netmod-rfc6991-bis-04: Common YANG Data Types -
    typedef time is used.";
}

/*
 * Groupings
 */

grouping ipv4-list {
  description
    "Grouping for an IPv4 address list.";
  leaf-list ipv4 {
    type inet:ipv4-address;
    description
      "This is the entry for an IPv4 address list.";
  }
}
```



```
grouping ipv6-list {
  description
    "Grouping for an IPv6 address list.";
  leaf-list ipv6 {
    type inet:ipv6-address;
    description
      "This is the entry for an IPv6 address list.";
  }
}

grouping ipv4 {
  description
    "Grouping for an IPv4 address.";
  leaf ipv4 {
    type inet:ipv4-address;
    description
      "This is the entry for an IPv4 address.";
  }
}

grouping ipv6 {
  description
    "Grouping for an IPv6 address.";
  leaf ipv6 {
    type inet:ipv6-address;
    description
      "This is the entry for an IPv6 address.";
  }
}

grouping ip-address-info {
  description
    "There are two types to configure a security policy
    for an IPv4 address, such as exact match and range match.";
  choice match-type {
    description
      "User can choose between 'exact match' and 'range match'.";
    case exact-match-ipv4 {
      uses ipv4;
      description
        "Exact ip-address match for IPv4 addresses";
    }
    case exact-match-ipv6 {
      uses ipv6;
      description
        "Exact ip-address match for IPv6 addresses";
    }
    case range-match-ipv4 {
```



```
    container range-ipv4-address {
      leaf start-ipv4-address {
        type inet:ipv4-address;
        mandatory true;
        description
          "A start IPv4 address for a range match.";
      }
      leaf end-ipv4-address {
        type inet:ipv4-address;
        mandatory true;
        description
          "An end IPv4 address for a range match.";
      }
      description
        "A range match for IPv4 addresses is provided. Note that the
        start IPv4 address must be lower than the end IPv4 address.";
    }
  }
  case range-match-ipv6 {
    container range-ipv6-address {
      leaf start-ipv6-address {
        type inet:ipv6-address;
        mandatory true;
        description
          "A start IPv6 address for a range match.";
      }
      leaf end-ipv6-address {
        type inet:ipv6-address;
        mandatory true;
        description
          "An end IPv6 address for a range match.";
      }
      description
        "A range match for IPv6 addresses is provided. Note that the
        start IPv6 address must be lower than the end IPv4 address.";
    }
  }
}

grouping ipsec-based-method {
  description
    "This represents the ipsec-based method.";
  list ipsec-method {
    key "method";
    description
      "This represents the list of IPsec method types.";
    leaf method {
```



```
    type identityref {
      base i2nsf-ipsec;
    }
    description
      "This represents IPsec IKE and IPsec IKEless cases. If this
       is not set, it cannot support IPsec IKE or IPsec IKEless.";
    reference
      "draft-ietf-i2nsf-sdn-ipsec-flow-protection-08:
       Software-Defined Networking (SDN)-based IPsec Flow Protection
       - IPsec method types can be selected.";
  }
}

grouping user-group {
  description
    "The grouping for user-group entities, and contains information
     such as name & ip-address.";
  leaf name {
    type string;
    description
      "This represents the name of a user-group. A user-group name
       is used to map a user-group's name (e.g., employees) to an IP
       address. It is dependent on implementation.";
  }
  uses ip-address-info {
    refine match-type {
      mandatory true;
    }
    description
      "This represent the IP addresses of a user-group.";
  }
}

grouping device-group {
  description
    "This group represents device group information such as ip-address
     protocol.";
  leaf name {
    type string;
    description
      "This represents the name of a device-group.";
  }
  uses ip-address-info {
    refine match-type {
      mandatory true;
    }
  }
}
```



```
leaf-list protocol {
  type identityref {
    base protocol-type;
  }
  description
    "This represents the communication protocols of devices. If this
    is not set, it cannot support the appropriate protocol";
}
}

grouping location-group {
  description
    "This group represents location-group information such as geo-ip
    and continent.";
  leaf name {
    type string;
    description
      "This represents the name of a location.";
  }
  list geo-ip-ipv4 {
    key "ipv4-address";
    description
      "This represents the list of IPv4 addresses based on a location.";
    leaf ipv4-address{
      type inet:ipv4-address;
      description
        "This represents an IPv4 geo-ip address of a location.";
    }
    leaf ipv4-prefix{
      type inet:ipv4-prefix;
      description
        "This represents the prefix for the IPv4 addresses.";
    }
  }
  list geo-ip-ipv6 {
    key "ipv6-address";
    description
      "This represents the list of IPv6 addresses based on a location.";
    leaf ipv6-address{
      type inet:ipv6-address;
      description
        "This represents an IPv6 geo-ip address of a location.";
    }
    leaf ipv6-prefix{
      type inet:ipv6-prefix;
      description
        "This represents the prefix for the IPv6 addresses.";
    }
  }
}
```



```
    }
    leaf continent {
        type identityref {
            base continent;
        }
        default asia;
        description
            "location-group has geo-ip addresses of the corresponding
            continent.";
    }
}

grouping threat-feed-info {
    description
        "This is the grouping for the threat-feed-list";
    leaf threat-type {
        type identityref {
            base threat-feed-type;
        }
        description
            "This represents the type of the threat-feed.";
    }
    leaf server-ipv4 {
        type inet:ipv4-address;
        description
            "The IPv4 address for the threat-feed server.";
    }
    leaf server-ipv6 {
        type inet:ipv6-address;
        description
            "The IPv6 address for the threat-feed server.";
    }
    leaf description {
        type string;
        description
            "This represents the descriptions of a threat-feed. The
            description should include information, such as type, threat,
            method, and file type. Structured Threat Information Expression
            (STIX) can be used for description of a threat [STIX].";
    }
}

grouping payload-string {
    description
        "The grouping for payload-string content. It contains information
        such as name and string content.";
    leaf description {
        type string;
```



```
    description
      "This represents the description of a payload. If this is not
      set, it cannot support the description of how the payload content
      is related to a security attack.";
  }
  leaf-list content {
    type string;
    description
      "This represents the string of the payload contents. This content
      leaf-list contains the payload of a packet to analyze a threat.
      Due to the types of threats, the type of the content is defined
      as a string to accommodate any kind of a payload type such as
      HTTP, HTTPS, and SIP. If this is not set, it cannot support the
      payload contents involved in a security attack as a string.";
  }
}

list i2nsf-cfi-policy {
  key "policy-name";
  description
    "This is a security policy list. Each policy in the list contains
    a list of security policy rules, and is a policy instance to have
    the information of where and when a policy needs to be applied.";
  leaf policy-name {
    type string;
    description
      "The name which identifies the policy.";
  }
  container rules{
    description
      "This container has rules.";
    nacm:default-deny-write;
    list rule {
      key "rule-name";
      ordered-by user;
      leaf rule-name {
        type string;
        description
          "This represents the name for a rule.";
      }
    }
    description
      "There can be a single or multiple number of rules.";

    container event {
      description
        "This represents an event (i.e., a security event), for which
        a security rule is made.";
      leaf security-event {
```



```
    type identityref {
      base security-event-type;
    }
    description
      "This contains the description of a security event.  If this
       is not set, it cannot support what security event will be
       enforced.";
  }

  container time-information {
    description
      "The time information when a security policy rule should be
       applied.";
    leaf start-date-time {
      type yang:date-and-time;
      description
        "This is the start date and time for a security policy
         rule.";
    }
    leaf end-date-time {
      type yang:date-and-time;
      description
        "This is the end date and time for a policy rule.  The
         policy rule will stop working after the specified
         end-date-time.";
    }
  }
  container period{
    when
      ".../.../frequency!='only-once'";
    description
      "This represents the repetition time.  In the case where
       the frequency is weekly, the days can be set.";
    leaf start-time {
      type time;
      description
        "This is a period's start time for an event.";
      reference
        "RFC 6991-bis: Common YANG Data Types - The time type
         represents an instance of time of zero-duration that
         recurs every day.  When RFC 6991-bis becomes an RFC,
         time must be replaced with yang:time.";
    }
    leaf end-time {
      type time;
      description
        "This is a period's end time for an event.";
      reference
        "RFC 6991-bis: Common YANG Data Types - The time type
```



```

        represents an instance of time of zero-duration that
        recurs every day.  When RFC 6991-bis becomes an RFC,
        time must be replaced with yang:time.";
    }
    leaf-list day {
        when
            ".../.../frequency='weekly'";
        type identityref{
            base day;
        }
        min-elements 1;
        description
            "This represents the repeated day of every week (e.g.,
            Monday and Tuesday).  More than one day can be
            specified.";
    }
    leaf-list date {
        when
            ".../.../frequency='monthly'";
        type int32{
            range "1..31";
        }
        min-elements 1;
        description
            "This represents the repeated date of every month.  More
            than one date can be specified.";
    }
    leaf-list month {
        when
            ".../.../frequency='yearly'";
        type string{
            pattern '\d{2}-\d{2}';
        }
        min-elements 1;
        description
            "This represents the repeated date and month of every
            year.  More than one can be specified.  A pattern used
            here is Month and Date (MM-DD).";
    }
}

leaf frequency {
    type enumeration {
        enum only-once {
            description
                "This represents that the rule is immediately enforced
                only once and not repeated.  The policy will

```



```

        continuously be active from the start-time to the
        end-time.";
    }
    enum daily {
        description
            "This represents that the rule is enforced on a daily
            basis. The policy will be repeated daily until the
            end-date.";
    }
    enum weekly {
        description
            "This represents that the rule is enforced on a weekly
            basis. The policy will be repeated weekly until the
            end-date. The repeated days can be specified.";
    }
    enum monthly {
        description
            "This represents that the rule is enforced on a monthly
            basis. The policy will be repeated monthly until the
            end-date.";
    }
    enum yearly {
        description
            "This represents that the rule is enforced on a yearly
            basis. The policy will be repeated yearly until the
            end-date.";
    }
    }
    default only-once;
    description
        "This represents how frequently the rule should be enforced.";
    }
}

container condition {
    description
        "Conditions for general security policies.";
    container firewall-condition {
        description
            "A general firewall condition.";
        leaf source {
            type leafref {
                path
                    "/i2nsf-cfi-policy/endpoint-groups/user-group/name";
            }
            description
                "This describes the path to the source.";
        }
    }
}

```



```
    leaf-list destination {
      type leafref {
        path
          "/i2nsf-cfi-policy/endpoint-groups/user-group/name";
      }
      description
        "This describes the paths to the destinations.";
    }
  }

  container ddos-condition {
    description
      "A condition for a DDoS attack.";
    leaf-list source {
      type leafref {
        path
          "/i2nsf-cfi-policy/endpoint-groups/device-group/name";
      }
      description
        "This describes the paths to the sources.";
    }
    leaf-list destination {
      type leafref {
        path
          "/i2nsf-cfi-policy/endpoint-groups/device-group/name";
      }
      description
        "This describes the paths to the destinations.";
    }
    container rate-limit {
      description
        "This describes the rate-limit.";
      leaf packet-threshold-per-second {
        type uint32;
        description
          "This is a trigger value for a rate limit for a
            DDoS-attack mitigation.";
      }
    }
  }
}

container location-condition {
  description
    "A condition for a location-based connection";
  leaf-list source {
    type leafref {
      path
        "/i2nsf-cfi-policy/endpoint-groups/location-group/name";
    }
  }
}
```



```
    }
    description
      "This describes the paths to a location's sources.";
  }
  leaf-list destination {
    type leafref {
      path
        "/i2nsf-cfi-policy/endpoint-groups/location-group/name";
    }
    description
      "This describes the paths to a location's destinations.";
  }
}

container custom-condition {
  description
    "A condition based on a packet's content.";
  leaf-list source {
    type leafref {
      path
        "/i2nsf-cfi-policy/threat-preventions/payload-content/name";
    }
    description
      "This describes the paths to a packet content's sources.";
  }
  leaf destination {
    type leafref {
      path
        "/i2nsf-cfi-policy/threat-preventions/payload-content/name";
    }
    description
      "This describes the path to a packet content's
        destination.";
  }
}

container threat-feed-condition {
  description
    "A condition based on the threat-feed information.";
  leaf-list source {
    type leafref {
      path
        "/i2nsf-cfi-policy/threat-preventions/threat-feed-list/name";
    }
    description
      "This describes the paths to a threat-feed's sources.";
  }
  leaf destination {
```



```
    type leafref {
      path
        "/i2nsf-cfi-policy/threat-preventions/threat-feed-list/name";
    }
    description
      "This describes the path to a threat-feed's destination.";
  }
}

container actions {
  description
    "This is the action container.";
  leaf primary-action {
    type identityref {
      base primary-action;
    }
    description
      "This represent primary actions (e.g., PASS, DROP, ALERT,
        and MIRROR) to be applied to a condition. If this is not
        set, it cannot support the primary actions.";
  }
  leaf secondary-action {
    type identityref {
      base secondary-action;
    }
    description
      "This represents secondary actions (e.g., log and syslog)
        to be applied if they are needed. If this is not set, it
        cannot support the secondary actions.";
  }
}

container ipsec-method {
  description
    "This container represents the IPsec method such as IKE case
      and IKEless case.";
  leaf method {
    type identityref {
      base i2nsf-ipsec;
    }
    description
      "This represents the IPsec method type such as IKE case and
        IKEless case. If this is not set, it cannot support
        either IPsec IKE or IPsec IKEless.";
  }
  reference
    "draft-ietf-i2nsf-sdn-ipsec-flow-protection-08:
      Software-Defined Networking (SDN)-based IPsec Flow
```



```

        Protection - IPsec method types can be selected.";
    }
}
}
}
container endpoint-groups {
    description
        "A logical entity in a business environment, where a security
        policy is to be applied.";
    list user-group{
        uses user-group;
        key "name";
        description
            "This represents a user group.";
    }
    list device-group {
        key "name";
        uses device-group;
        description
            "This represents a device group.";
    }
    list location-group{
        key "name";
        uses location-group;
        description
            "This represents a location group.";
    }
}

container threat-preventions {
    description
        "This describes the list of threat-preventions.";
    list threat-feed-list {
        key "name";
        description
            "There can be a single or multiple number of threat-feeds.";
        leaf name {
            type string;
            description
                "This represents the name of the threat-feed.";
        }
        uses threat-feed-info;
        leaf-list threat-file-types {
            type identityref {
                base malware-file-type;
            }
            description
                "This contains a list of file types needed to be scanned for

```



```

        a security threat (e.g., virus).";
    }
    leaf-list signatures {
        type identityref {
            base signature-type;
        }
        description
            "This contains a list of signatures or hashes of the threats.";
    }
}
list payload-content {
    key "name";
    leaf name {
        type string;
        description
            "This represents the name of a packet's payload-content. It
            should give an idea of why a specific payload content is
            marked as a threat. For example, the name 'backdoor'
            indicates the payload content is related to a backdoor
            attack.";
    }
    description
        "This represents a payload-string group.";
    uses payload-string;
}
}
}
}
}
<CODE ENDS>

```

Figure 17: YANG for Consumer-Facing Interface

9. XML Configuration Examples of High-Level Security Policy Rules

This section shows XML configuration examples of high-level security policy rules that are delivered from the I2NSF User to the Security Controller over the Consumer-Facing Interface. The considered use cases are: Database registration, time-based firewall for web filtering, VoIP/VoLTE security service, and DDoS-attack mitigation.

9.1. Database Registration: Information of Positions and Devices (Endpoint Group)

If new endpoints are introduced to the network, it is necessary to first register their data to the database. For example, if new members are newly introduced in either of three different groups (i.e., user-group, device-group, and payload-group), each of them

should be registered with information such as ip-addresses or protocols used by devices.

Figure 18 shows an example XML representation of the registered information for the user-group and device-group with IPv4 addresses [[RFC5737](#)].

```
<?xml version="1.0" encoding="UTF-8" ?>
<i2nsf-cfi-policy xmlns="urn:ietf:params:xml:ns:yang:ietf-i2nsf-cfi-policy">
  <endpoint-groups>
    <user-group>
      <name>employees</name>
      <range-ipv4-address>
        <start-ipv4-address>192.0.2.11</start-ipv4-address>
        <end-ipv4-address>192.0.2.90</end-ipv4-address>
      </range-ipv4-address>
    </user-group>
    <device-group>
      <name>webservers</name>
      <range-ipv4-address>
        <start-ipv4-address>198.51.100.11</start-ipv4-address>
        <end-ipv4-address>198.51.100.20</end-ipv4-address>
      </range-ipv4-address>
      <protocol>cfi-policy:http</protocol>
      <protocol>cfi-policy:https</protocol>
    </device-group>
  </endpoint-groups>
</i2nsf-cfi-policy>
```

Figure 18: Registering User-group and Device-group Information with IPv4 Addresses

Also, Figure 19 shows an example XML representation of the registered information for the user-group and device-group with IPv6 addresses [[RFC3849](#)].


```
<?xml version="1.0" encoding="UTF-8" ?>
<i2nsf-cfi-policy xmlns="urn:ietf:params:xml:ns:yang:ietf-i2nsf-cfi-policy">
  <endpoint-groups>
    <user-group>
      <name>employees</name>
      <range-ipv6-address>
        <start-ipv6-address>2001:DB8:0:1::11</start-ipv6-address>
        <end-ipv6-address>2001:DB8:0:1::90</end-ipv6-address>
      </range-ipv6-address>
    </user-group>
    <device-group>
      <name>webservers</name>
      <range-ipv6-address>
        <start-ipv6-address>2001:DB8:0:2::11</start-ipv6-address>
        <end-ipv6-address>2001:DB8:0:2::20</end-ipv6-address>
      </range-ipv6-address>
      <protocol>cfi-policy:http</protocol>
      <protocol>cfi-policy:https</protocol>
    </device-group>
  </endpoint-groups>
</i2nsf-cfi-policy>
```

Figure 19: Registering User-group and Device-group Information with IPv6 Addresses

9.2. Scenario 1: Block SNS Access during Business Hours

The first example scenario is to "block SNS access during office hours" using a time-based firewall policy. In this scenario, all users registered as "employees" in the user-group list are unable to access Social Networking Services (SNS) during the office hours (weekdays). The XML instance is described below:


```

<?xml version="1.0" encoding="UTF-8" ?>
<i2nsf-cfi-policy xmlns="urn:ietf:params:xml:ns:yang:ietf-i2nsf-cfi-policy">
  <policy-name>security_policy_for_blocking_sns123</policy-name>
  <rules>
    <rule>
      <rule-name>block_access_to_sns_during_office_hours</rule-name>
      <event>
        <time-information>
          <start-date-time>2020-03-11T09:00:00.00Z</start-date-time>
          <end-date-time>2020-12-31T18:00:00.00Z</end-date-time>
          <period>
            <start-time>09:00:00Z</start-time>
            <end-time>18:00:00Z</end-time>
            <day>cfi-policy:monday</day>
            <day>cfi-policy:tuesday</day>
            <day>cfi-policy:wednesday</day>
            <day>cfi-policy:thursday</day>
            <day>cfi-policy:friday</day>
          </period>
        </time-information>
        <frequency>weekly</frequency>
      </event>
      <condition>
        <firewall-condition>
          <source>employees</source>
        </firewall-condition>
        <custom-condition>
          <destination>sns-websites</destination>
        </custom-condition>
      </condition>
      <actions>
        <primary-action>cfi-policy:drop</primary-action>
      </actions>
    </rule>
  </rules>
</i2nsf-cfi-policy>

```

Figure 20: An XML Example for Time-based Firewall

Time-based-condition Firewall

1. The policy name is "security_policy_for_blocking_sns".
2. The rule name is "block_access_to_sns_during_office_hours".
3. The Source is "employees".

4. The destination target is "sns-websites". "sns-websites" is the key which represents the list containing the information, such as URL, about sns-websites.
5. The action required is to "drop" any attempt to connect to websites related to Social networking.
6. The IPsec method type used for nsf traffic steering is set to "ipsec-ike".

9.3. Scenario 2: Block Malicious VoIP/VoLTE Packets Coming to a Company

The second example scenario is to "block malicious VoIP/VoLTE packets coming to a company" using a VoIP policy. In this scenario, the calls coming from from VOIP and/or VOLTE sources with VOLTE IDs that are classified as malicious are dropped. The IP addresses of the employees and malicious VOIP IDs should be blocked are stored in the database or datastore of the enterprise. Here and the rest of the cases assume that the security administrators or someone responsible for the existing and newly generated policies, are not aware of which and/or how many NSF's are needed to meet the security requirements. Figure 21 represents the XML document generated from YANG discussed in previous sections. Once a high-level security policy is created by a security admin, it is delivered by the Consumer-Facing Interface, through RESTCONF server, to the security controller. The XML instance is described below:


```

<?xml version="1.0" encoding="UTF-8" ?>
<i2nsf-cfi-policy xmlns="urn:ietf:params:xml:ns:yang:ietf-i2nsf-cfi-policy">
  <policy-name>
    security_policy_for_blocking_malicious_voip_packets
  </policy-name>
  <rules>
    <rule>
      <rule-name>Block_malicious_voip_and_volte_packets</rule-name>
      <condition>
        <custom-condition>
          <source>malicious-id</source>
        </custom-condition>
        <firewall-condition>
          <destination>employees</destination>
        </firewall-condition>
      </condition>
      <actions>
        <primary-action>cfi-policy:drop</primary-action>
      </actions>
      <ipsec-method>
        <method>cfi-policy:ipsec-ikeless</method>
      </ipsec-method>
    </rule>
  </rules>
</i2nsf-cfi-policy>

```

Figure 21: An XML Example for VoIP Security Service

Custom-condition Firewall

1. The policy name is "security_policy_for_blocking_malicious_voip_packets".
2. The rule name is "Block_malicious_voip_and_volte_packets".
3. The Source is "malicious-id". This can be a single ID or a list of IDs, depending on how the ID are stored in the database. The "malicious-id" is the key so that the security admin can read every stored malicious VOIP IDs that are named as "malicious-id".
4. The destination target is "employees". "employees" is the key which represents the list containing information about employees, such as IP addresses.
5. The action required is "drop" when any incoming packets are from "malicious-id".

6. The IPsec method used for nsf traffic steering is set to "ipsec-ikeless".

9.4. Scenario 3: Mitigate HTTP and HTTPS Flood Attacks on a Company Web Server

The third example scenario is to "Mitigate HTTP and HTTPS flood attacks on a company web server" using a DDoS-attack mitigation policy. Here, the time information is not set because the service provided by the network should be maintained at all times. If the packets sent by any sources are more than the set threshold, then the admin can set the percentage of the packets to be dropped to safely maintain the service. In this scenario, the source is set as "any" to block any sources which send abnormal amount of packets. The destination is set as "web_server01". Once the rule is set and delivered and enforced to the nsfs by the securiy controller, the NSFs will monitor the incoming packet amounts and the destination to act according to the rule set. The XML instance is described below:

```
<?xml version="1.0" encoding="UTF-8" ?>
<i2nsf-cfi-policy xmlns="urn:ietf:params:xml:ns:yang:ietf-i2nsf-cfi-policy">
  <policy-name>security_policy_for_ddos_attacks</policy-name>
  <rules>
    <rule>
      <rule-name>100_packets_per_second</rule-name>
      <conditions>
        <ddos-condition>
          <destination>webservers</destination>
          <rate-limit>
            <packet-threshold-per-second>100</packet-threshold-per-second>
          </rate-limit>
        </ddos-condition>
      </conditions>
      <actions>
        <primary-action>cfi-policy:drop</primary-action>
      </actions>
      <ipsec-method>
        <method>cfi-policy:ipsec-ikeless</method>
      </ipsec-method>
    </rule>
  </rules>
</i2nsf-cfi-policy>
```

Figure 22: An XML Example for DDoS-attack Mitigation

DDoS-condition Firewall

1. The policy name is "security_policy_for_ddos_attacks".
2. The rule name is "100_packets_per_second".
3. The destination target is "webservers". "webservers" is the key which represents the list containing information, such as IP addresses and ports, about web-servers.
4. The rate limit exists to limit the incoming amount of packets per second. In this case the rate limit is "100" packets per second. This amount depends on the packet receiving capacity of the server devices.
5. The Source is all sources which send abnormal amount of packets.
6. The action required is to "drop" packet reception is more than 100 packets per second.
7. The IPsec method used for nsf traffic steering is set to "ipsec-ike".

10. XML Configuration Example of a User Group's Access Control for I2NSF Consumer-Facing Interface

This is an example for creating privileges for a group of users (i.e., a user group) to access and use the I2NSF Consumer-Facing Interface to create security policies via the interface. For the access control of the Consumer-Facing Interface, the NACM module can be used. Figure 23 shows an XML example the access control of a user group (named Example-Group) for I2NSF Consumer-Facing Interface. A group called Example-Group can be created and configured with NACM for the Consumer-Facing Interface. For Example-Group, a rule list can be created with the name of Example-Group-Rules. Example-Group-Rules has two rules of Example-Group-Rule1 and Example-Group-Rule2 as follows. For Example-Group-Rule1, the privilege of "Read" is allowed to Example-Group for the Consumer-Facing Interface. On the other hand, for Example-Group-Rule2, the privileges of "Create", "Update", and "Delete" are denied against Example-Group for the Consumer-Facing Interface.


```

<?xml version="1.0" encoding="UTF-8" ?>
<nacm xmlns="urn:ietf:params:xml:ns:yang:ietf-netconf-acm">
  <enable-nacm>true</enable-nacm>
  <groups>
    <group>
      <name>Example-Group</name>
      <user-name>Alice</user-name>
      <user-name>Bob</user-name>
      <user-name>Eve</user-name>
    </group>
  </groups>
  <rule-list>
    <name>Example-Group-Rules</name>
    <group>Example-Group</group>
    <rule>
      <name>Example-Group-Rule1</name>
      <access-operations>read</access-operations>
      <module-name>ietf-i2nsf-cfi-policy</module-name>
      <action>permit</action>
    </rule>
    <rule>
      <name>Example-Group-Rule2</name>
      <access-operations>create update delete</access-operations>
      <module-name>ietf-i2nsf-cfi-policy</module-name>
      <action>deny</action>
    </rule>
  </rule-list>
</nacm>

```

Figure 23: An XML Example of a User Group's Access Control for I2NSF Consumer-Facing Interface

The access control for the I2NSF Consumer-Facing Interface is as follows.

1. The NACM is enabled.
2. As a group name, Example-Group is specified.
3. As members of the group, Alice, Bob, and Eve are specified.
4. As a rule list name, Example-Group-Rules is specified for managing privileges of Example-Group's members.
5. As the first rule name, Example-Group-Rule1 is specified. This rule is used to give read privilege to Example-Group's members for the module of the I2NSF Consumer-Facing Interface.

6. As the second rule name, Example-Group-Rule2 is specified. This rule is used to deny create, update, and delete privileges against Example-Group's members for the module of the I2NSF Consumer-Facing Interface.

11. IANA Considerations

This document requests IANA to register the following URI in the "IETF XML Registry" [[RFC3688](#)]:

URI: urn:ietf:params:xml:ns:yang:ietf-i2nsf-cfi-policy
Registrant Contact: The IESG.
XML: N/A; the requested URI is an XML namespace.

This document requests IANA to register the following YANG module in the "YANG Module Names" registry [[RFC7950](#)][RFC8525].

name: ietf-i2nsf-cfi-policy
namespace: urn:ietf:params:xml:ns:yang:ietf-i2nsf-cfi-policy
prefix: cfi-policy
reference: RFC XXXX

12. Security Considerations

The data model for the I2NSF Consumer-Facing Interface is based on the I2NSF framework [[RFC8329](#)], so the same security considerations with the I2NSF framework should be included in this document. The data model needs a secure communication channel to protect the Consumer-Facing Interface between the I2NSF User and Security Controller. Also, the data model's management access control is based on Network Configuration Access Control Model(NACM) mechanisms [[RFC8341](#)].

13. Acknowledgments

This work was supported by Institute of Information & Communications Technology Planning & Evaluation (IITP) grant funded by the Korea MSIT (Ministry of Science and ICT) (R-20160222-002755, Cloud based Security Intelligence Technology Development for the Customized Security Service Provisioning). This work was supported in part by the IITP (2020-0-00395, Standard Development of Blockchain based Network Management Automation Technology).

14. Contributors

This document is made by the group effort of I2NSF working group. Many people actively contributed to this document, such as Mahdi F. Dachmehchi and Daeyoung Hyun. The authors sincerely appreciate their contributions.

The following are co-authors of this document:

Patrick Lingga
Department of Electronic, Electrical and Computer Engineering
Sungkyunkwan University
2066 Seo-ro Jangan-gu
Suwon, Gyeonggi-do 16419
Republic of Korea

EMail: patricklink@skku.edu

Hyoungshick Kim
Department of Computer Science and Engineering
Sungkyunkwan University
2066 Seo-ro Jangan-gu
Suwon, Gyeonggi-do 16419
Republic of Korea

EMail: hyoung@skku.edu

Eunsoo Kim
Department of Electronic, Electrical and Computer Engineering
Sungkyunkwan University
2066 Seo-ro Jangan-gu
Suwon, Gyeonggi-do 16419
Republic of Korea

EMail: eskim86@skku.edu

Seungjin Lee
Department of Electronic, Electrical and Computer Engineering
Sungkyunkwan University
2066 Seo-ro Jangan-gu
Suwon, Gyeonggi-do 16419
Republic of Korea

EMail: jine33@skku.edu

Jinyong Tim Kim
Department of Electronic, Electrical and Computer Engineering
Sungkyunkwan University
2066 Seo-ro Jangan-gu
Suwon, Gyeonggi-do 16419
Republic of Korea

EMail: timkim@skku.edu

Anil Lohiya
Juniper Networks
1133 Innovation Way
Sunnyvale, CA 94089
US

EMail: alohiya@juniper.net

Dave Qi
Bloomberg
731 Lexington Avenue
New York, NY 10022
US

EMail: DQI@bloomberg.net

Nabil Bitar
Nokia
755 Ravendale Drive
Mountain View, CA 94043
US

EMail: nabil.bitar@nokia.com

Senad Palislaamovic
Nokia
755 Ravendale Drive
Mountain View, CA 94043
US

EMail: senad.palislaamovic@nokia.com

Liang Xia
Huawei

101 Software Avenue
Nanjing, Jiangsu 210012
China

EEmail: Frank.Xialiang@huawei.com

15. References

15.1. Normative References

- [I-D.ietf-netmod-rfc6991-bis] Schoenwaelder, J., "Common YANG Data Types", [draft-ietf-netmod-rfc6991-bis-04](#) (work in progress), July 2020.
- [RFC0854] Postel, J. and J. Reynolds, "Telnet Protocol Specification", STD 8, [RFC 854](#), DOI 10.17487/RFC0854, May 1983, <<https://www.rfc-editor.org/info/rfc854>>.
- [RFC0913] Lottor, M., "Simple File Transfer Protocol", [RFC 913](#), DOI 10.17487/RFC0913, September 1984, <<https://www.rfc-editor.org/info/rfc913>>.
- [RFC0959] Postel, J. and J. Reynolds, "File Transfer Protocol", STD 9, [RFC 959](#), DOI 10.17487/RFC0959, October 1985, <<https://www.rfc-editor.org/info/rfc959>>.
- [RFC1081] Rose, M., "Post Office Protocol: Version 3", [RFC 1081](#), DOI 10.17487/RFC1081, November 1988, <<https://www.rfc-editor.org/info/rfc1081>>.
- [RFC1631] Egevang, K. and P. Francis, "The IP Network Address Translator (NAT)", [RFC 1631](#), DOI 10.17487/RFC1631, May 1994, <<https://www.rfc-editor.org/info/rfc1631>>.
- [RFC2119] Bradner, S., "Key words for use in RFCs to Indicate Requirement Levels", [BCP 14](#), [RFC 2119](#), DOI 10.17487/RFC2119, March 1997, <<https://www.rfc-editor.org/info/rfc2119>>.
- [RFC2616] Fielding, R., Gettys, J., Mogul, J., Frystyk, H., Masinter, L., Leach, P., and T. Berners-Lee, "Hypertext Transfer Protocol -- HTTP/1.1", [RFC 2616](#), DOI 10.17487/RFC2616, June 1999, <<https://www.rfc-editor.org/info/rfc2616>>.

- [RFC2818] Rescorla, E., "HTTP Over TLS", [RFC 2818](#), DOI 10.17487/RFC2818, May 2000, <<https://www.rfc-editor.org/info/rfc2818>>.
- [RFC3444] Pras, A. and J. Schoenwaelder, "On the Difference between Information Models and Data Models", [RFC 3444](#), DOI 10.17487/RFC3444, January 2003, <<https://www.rfc-editor.org/info/rfc3444>>.
- [RFC3688] Mealling, M., "The IETF XML Registry", [BCP 81](#), [RFC 3688](#), DOI 10.17487/RFC3688, January 2004, <<https://www.rfc-editor.org/info/rfc3688>>.
- [RFC3849] Huston, G., Lord, A., and P. Smith, "IPv6 Address Prefix Reserved for Documentation", [RFC 3849](#), DOI 10.17487/RFC3849, July 2004, <<https://www.rfc-editor.org/info/rfc3849>>.
- [RFC4250] Lehtinen, S. and C. Lonvick, Ed., "The Secure Shell (SSH) Protocol Assigned Numbers", [RFC 4250](#), DOI 10.17487/RFC4250, January 2006, <<https://www.rfc-editor.org/info/rfc4250>>.
- [RFC5321] Klensin, J., "Simple Mail Transfer Protocol", [RFC 5321](#), DOI 10.17487/RFC5321, October 2008, <<https://www.rfc-editor.org/info/rfc5321>>.
- [RFC5737] Arkko, J., Cotton, M., and L. Vegoda, "IPv4 Address Blocks Reserved for Documentation", [RFC 5737](#), DOI 10.17487/RFC5737, January 2010, <<https://www.rfc-editor.org/info/rfc5737>>.
- [RFC6020] Bjorklund, M., Ed., "YANG - A Data Modeling Language for the Network Configuration Protocol (NETCONF)", [RFC 6020](#), DOI 10.17487/RFC6020, October 2010, <<https://www.rfc-editor.org/info/rfc6020>>.
- [RFC6241] Enns, R., Ed., Bjorklund, M., Ed., Schoenwaelder, J., Ed., and A. Bierman, Ed., "Network Configuration Protocol (NETCONF)", [RFC 6241](#), DOI 10.17487/RFC6241, June 2011, <<https://www.rfc-editor.org/info/rfc6241>>.
- [RFC6991] Schoenwaelder, J., Ed., "Common YANG Data Types", [RFC 6991](#), DOI 10.17487/RFC6991, July 2013, <<https://www.rfc-editor.org/info/rfc6991>>.

- [RFC7950] Bjorklund, M., Ed., "The YANG 1.1 Data Modeling Language", [RFC 7950](#), DOI 10.17487/RFC7950, August 2016, <<https://www.rfc-editor.org/info/rfc7950>>.
- [RFC8040] Bierman, A., Bjorklund, M., and K. Watsen, "RESTCONF Protocol", [RFC 8040](#), DOI 10.17487/RFC8040, January 2017, <<https://www.rfc-editor.org/info/rfc8040>>.
- [RFC8174] Leiba, B., "Ambiguity of Uppercase vs Lowercase in [RFC 2119](#) Key Words", [BCP 14](#), [RFC 8174](#), DOI 10.17487/RFC8174, May 2017, <<https://www.rfc-editor.org/info/rfc8174>>.
- [RFC8192] Hares, S., Lopez, D., Zarny, M., Jacquenet, C., Kumar, R., and J. Jeong, "Interface to Network Security Functions (I2NSF): Problem Statement and Use Cases", [RFC 8192](#), DOI 10.17487/RFC8192, July 2017, <<https://www.rfc-editor.org/info/rfc8192>>.
- [RFC8329] Lopez, D., Lopez, E., Dunbar, L., Strassner, J., and R. Kumar, "Framework for Interface to Network Security Functions", [RFC 8329](#), DOI 10.17487/RFC8329, February 2018, <<https://www.rfc-editor.org/info/rfc8329>>.
- [RFC8340] Bjorklund, M. and L. Berger, Ed., "YANG Tree Diagrams", [BCP 215](#), [RFC 8340](#), DOI 10.17487/RFC8340, March 2018, <<https://www.rfc-editor.org/info/rfc8340>>.
- [RFC8341] Bierman, A. and M. Bjorklund, "Network Configuration Access Control Model", STD 91, [RFC 8341](#), DOI 10.17487/RFC8341, March 2018, <<https://www.rfc-editor.org/info/rfc8341>>.
- [RFC8407] Bierman, A., "Guidelines for Authors and Reviewers of Documents Containing YANG Data Models", [BCP 216](#), [RFC 8407](#), DOI 10.17487/RFC8407, October 2018, <<https://www.rfc-editor.org/info/rfc8407>>.
- [RFC8525] Bierman, A., Bjorklund, M., Schoenwaelder, J., Watsen, K., and R. Wilton, "YANG Library", [RFC 8525](#), DOI 10.17487/RFC8525, March 2019, <<https://www.rfc-editor.org/info/rfc8525>>.
- [RFC8805] Kline, E., Duleba, K., Szamonek, Z., Moser, S., and W. Kumari, "A Format for Self-Published IP Geolocation Feeds", [RFC 8805](#), DOI 10.17487/RFC8805, August 2020, <<https://www.rfc-editor.org/info/rfc8805>>.

15.2. Informative References

- [I-D.ietf-i2nsf-capability]
Xia, L., Strassner, J., Basile, C., and D. Lopez,
"Information Model of NSFs Capabilities", [draft-ietf-i2nsf-capability-05](#) (work in progress), April 2019.
- [I-D.ietf-i2nsf-sdn-ipsec-flow-protection]
Lopez, R., Lopez-Millan, G., and F. Pereniguez-Garcia,
"Software-Defined Networking (SDN)-based IPsec Flow
Protection", [draft-ietf-i2nsf-sdn-ipsec-flow-protection-08](#)
(work in progress), June 2020.
- [SNORT] Roesch, M., Green, C., and B. Caswell, "SNORT", SNORT
Documents <https://www.snort.org/#documents>, August 2020.
- [STIX] Jordan, B., Piazza, R., and T. Darley, "Structured Threat
Information Expression (STIX)", STIX Version 2.1:
Committee Specification 01 [https://docs.oasis-
open.org/cti/stix/v2.1/stix-v2.1.pdf](https://docs.oasis-open.org/cti/stix/v2.1/stix-v2.1.pdf), March 2020.
- [SURICATA]
Julien, V. and , "SURICATA", SURICATA Documents
<https://suricata-ids.org/docs/>, August 2020.
- [YARA] Alvarez, V., Bengen, H., Metz, J., Buehlmann, S., and W.
Shields, "YARA", YARA
Documents <https://yara.readthedocs.io/en/v3.5.0/>, August
2020.

Authors' Addresses

Jaehoon Paul Jeong (editor)
Department of Computer Science and Engineering
Sungkyunkwan University
2066 Seobu-Ro, Jangan-Gu
Suwon, Gyeonggi-Do 16419
Republic of Korea

Phone: +82 31 299 4957

Fax: +82 31 290 7996

EMail: pauljeong@skku.edu

URI: <http://iotlab.skku.edu/people-jaehoon-jeong.php>

Chaehong Chung
Department of Electronic, Electrical and Computer Engineering
Sungkyunkwan University
2066 Seobu-Ro, Jangan-Gu
Suwon, Gyeonggi-Do 16419
Republic of Korea

Phone: +82 31 299 4957
EMail: darkhong@skku.edu

Tae-Jin Ahn
Korea Telecom
70 Yuseong-Ro, Yuseong-Gu
Daejeon 305-811
Republic of Korea

Phone: +82 42 870 8409
EMail: taejin.ahn@kt.com

Rakesh Kumar
Juniper Networks
1133 Innovation Way
Sunnyvale, CA 94089
USA

EMail: rkkumar@juniper.net

Susan Hares
Huawei
7453 Hickory Hill
Saline, MI 48176
USA

Phone: +1-734-604-0332
EMail: shares@ndzh.com

