

I2NSF  
Internet-Draft  
Intended status: Standards Track  
Expires: January 8, 2020

R. Marin-Lopez  
G. Lopez-Millan  
University of Murcia  
F. Pereniguez-Garcia  
University Defense Center  
July 7, 2019

**Software-Defined Networking (SDN)-based IPsec Flow Protection**  
**draft-ietf-i2nsf-sdn-ipsec-flow-protection-05**

Abstract

This document describes how providing IPsec-based flow protection by means of a Software-Defined Network (SDN) controller (aka. Security Controller) and establishes the requirements to support this service. It considers two main well-known scenarios in IPsec: (i) gateway-to-gateway and (ii) host-to-host. The SDN-based service described in this document allows the distribution and monitoring of IPsec information from a Security Controller to one or several flow-based Network Security Function (NSF). The NSFs implement IPsec to protect data traffic between network resources.

The document focuses on the NSF Facing Interface by providing models for configuration and state data required to allow the Security Controller to configure the IPsec databases (SPD, SAD, PAD) and IKEv2 to establish Security Associations with a reduced intervention of the network administrator.

Status of This Memo

This Internet-Draft is submitted in full conformance with the provisions of [BCP 78](#) and [BCP 79](#).

Internet-Drafts are working documents of the Internet Engineering Task Force (IETF). Note that other groups may also distribute working documents as Internet-Drafts. The list of current Internet-Drafts is at <https://datatracker.ietf.org/drafts/current/>.

Internet-Drafts are draft documents valid for a maximum of six months and may be updated, replaced, or obsoleted by other documents at any time. It is inappropriate to use Internet-Drafts as reference material or to cite them other than as "work in progress."

This Internet-Draft will expire on January 8, 2020.

## Copyright Notice

Copyright (c) 2019 IETF Trust and the persons identified as the document authors. All rights reserved.

This document is subject to [BCP 78](#) and the IETF Trust's Legal Provisions Relating to IETF Documents (<https://trustee.ietf.org/license-info>) in effect on the date of publication of this document. Please review these documents carefully, as they describe your rights and restrictions with respect to this document. Code Components extracted from this document must include Simplified BSD License text as described in Section 4.e of the Trust Legal Provisions and are provided without warranty as described in the Simplified BSD License.

## Table of Contents

<a href="#">1.</a>	Introduction . . . . .	<a href="#">3</a>
<a href="#">2.</a>	Requirements Language . . . . .	<a href="#">4</a>
<a href="#">3.</a>	Terminology . . . . .	<a href="#">5</a>
<a href="#">4.</a>	Objectives . . . . .	<a href="#">6</a>
<a href="#">5.</a>	SDN-based IPsec management description . . . . .	<a href="#">6</a>
<a href="#">5.1.</a>	IKE case: IKE/IPsec in the NSF . . . . .	<a href="#">6</a>
<a href="#">5.1.1.</a>	Interface Requirements for IKE case . . . . .	<a href="#">7</a>
<a href="#">5.2.</a>	IKE-less case: IPsec (no IKEv2) in the NSF. . . . .	<a href="#">7</a>
<a href="#">5.2.1.</a>	Interface Requirements for IKE-less case . . . . .	<a href="#">8</a>
<a href="#">5.3.</a>	IKE case vs IKE-less case . . . . .	<a href="#">9</a>
<a href="#">5.3.1.</a>	Rekeying process. . . . .	<a href="#">10</a>
<a href="#">5.3.2.</a>	NSF state loss. . . . .	<a href="#">11</a>
<a href="#">5.3.3.</a>	NAT Traversal . . . . .	<a href="#">12</a>
<a href="#">5.3.4.</a>	NSF Discovery . . . . .	<a href="#">12</a>
<a href="#">6.</a>	YANG configuration data models . . . . .	<a href="#">13</a>
<a href="#">6.1.</a>	IKE case model . . . . .	<a href="#">13</a>
<a href="#">6.2.</a>	IKE-less case model . . . . .	<a href="#">16</a>
<a href="#">7.</a>	Use cases examples . . . . .	<a href="#">20</a>
7.1.	Host-to-host or gateway-to-gateway under the same Security Controller . . . . .	<a href="#">20</a>
7.2.	Host-to-host or gateway-to-gateway under different Security Controllers . . . . .	<a href="#">22</a>
<a href="#">8.</a>	IANA Considerations . . . . .	<a href="#">24</a>
<a href="#">9.</a>	Security Considerations . . . . .	<a href="#">25</a>
<a href="#">9.1.</a>	IKE case . . . . .	<a href="#">25</a>
<a href="#">9.2.</a>	IKE-less case . . . . .	<a href="#">26</a>
<a href="#">10.</a>	Acknowledgements . . . . .	<a href="#">26</a>
<a href="#">11.</a>	References . . . . .	<a href="#">27</a>
<a href="#">11.1.</a>	Normative References . . . . .	<a href="#">27</a>
<a href="#">11.2.</a>	Informative References . . . . .	<a href="#">27</a>
<a href="#">Appendix A.</a>	<a href="#">Appendix A</a> : Common YANG model for IKE and IKE-less	



cases	30
<a href="#">Appendix B</a> . <a href="#">Appendix B</a> : YANG model for IKE case	43
<a href="#">Appendix C</a> . <a href="#">Appendix C</a> : YANG model for IKE-less case	62
<a href="#">Appendix D</a> . Example of IKE case, tunnel mode (gateway-to-gateway) with X.509 certificate authentication.	72
<a href="#">Appendix E</a> . Example of IKE-less case, transport mode (host-to-host).	75
<a href="#">Appendix F</a> . Examples of notifications.	79
Authors' Addresses	81

## 1. Introduction

Software-Defined Networking (SDN) is an architecture that enables users to directly program, orchestrate, control and manage network resources through software. The SDN paradigm relocates the control of network resources to a dedicated network element, namely SDN Controller. The SDN controller (or Security Controller in the context of this document) manages and configures the distributed network resources and provides an abstracted view of the network resources to the SDN applications. The SDN application can customize and automate the operations (including management) of the abstracted network resources in a programmable manner via this interface [[RFC7149](#)] [[ITU-T.Y.3300](#)] [[ONF-SDN-Architecture](#)] [[ONF-OpenFlow](#)].

Recently, several network scenarios are considering a centralized way of managing different security aspects. For example, Software-Defined WANs (SD-WAN), an SDN extension providing a software abstraction to create secure network overlays over traditional WAN and branch networks. SD-WAN is based on IPsec as underlying security protocol and aims to provide flexible, automated, fast deployment and on-demand security network services such as IPsec SA management from a centralized point.

Therefore, with the growth of SDN-based scenarios where network resources are deployed in an autonomous manner, a mechanism to manage IPsec SAs according to the SDN architecture becomes more relevant. Thus, the SDN-based service described in this document will autonomously deal with IPsec SAs management following the SDN paradigm.

IPsec architecture [[RFC4301](#)] defines clear separation between the processing to provide security services to IP packets and the key management procedures to establish the IPsec Security Associations. In this document, we define a service where the key management procedures can be carried by an external and centralized entity: the Security Controller.



First, this document exposes the requirements to support the protection of data flows using IPsec [[RFC4301](#)]. We have considered two general cases:

- 1) IKE case. The Network Security Function (NSF) implements the Internet Key Exchange (IKE) protocol and the IPsec databases: the Security Policy Database (SPD), the Security Association Database (SAD) and the Peer Authorization Database (PAD). The Security Controller is in charge of provisioning the NSF with the required information to IKE, the SPD and the PAD.
- 2) IKE-less case. The NSF only implements the IPsec databases (no IKE implementation). The Security Controller will provide the required parameters to create valid entries in the SPD and the SAD into the NSF. Therefore, the NSF will have only support for IPsec while automated key management functionality is moved to the Security Controller.

In both cases, an interface/protocol is required to carry out this provisioning in a secure manner between the Security Controller and the NSF. In particular, IKE case requires the provision of SPD and PAD entries, the IKE credential and information related with the IKE negotiation (e.g. IKE\_SA\_INIT). IKE-less case requires the management of SPD and SAD entries. Based on YANG models in [[netconf-vpn](#)] and [[I-D.tran-ipsecme-yang](#)], [RFC 4301](#) [[RFC4301](#)] and [RFC 7296](#) [[RFC7296](#)], this document defines the required interfaces with a YANG model for configuration and state data for IKE, PAD, SPD and SAD (see [Appendix A](#), [Appendix B](#) and [Appendix C](#)). Examples of the usage of these models can found in [Appendix D](#), [Appendix E](#) and [Appendix F](#).

This document considers two typical scenarios to manage autonomously IPsec SAs: gateway-to-gateway and host-to-host [[RFC6071](#)]. In these cases, hosts, gateways or both may act as NSFs. Finally, it also discusses the situation where two NSFs are under the control of two different Security Controllers. The analysis of the host-to-gateway (roadwarrior) scenario is out of scope of this document.

Finally, this work pays attention to the challenge "Lack of Mechanism for Dynamic Key Distribution to NSFs" defined in [[RFC8192](#)] in the particular case of the establishment and management of IPsec SAs. In fact, this I-D could be considered as a proper use case for this particular challenge in [[RFC8192](#)].

## **2. Requirements Language**

The key words "MUST", "MUST NOT", "REQUIRED", "SHALL", "SHALL NOT", "SHOULD", "SHOULD NOT", "RECOMMENDED", "MAY", and "OPTIONAL" in this document are to be interpreted as described in [RFC 2119](#) [[RFC2119](#)].



When these words appear in lower case, they have their natural language meaning.

### 3. Terminology

This document uses the terminology described in [[RFC7149](#)], [[RFC4301](#)], [[ITU-T.Y.3300](#)], [[ONF-SDN-Architecture](#)], [[ONF-OpenFlow](#)], [[ITU-T.X.1252](#)], [[ITU-T.X.800](#)] and [[I-D.ietf-i2nsf-terminology](#)]. In addition, the following terms are defined below:

- o Software-Defined Networking. A set of techniques enabling to directly program, orchestrate, control, and manage network resources, which facilitates the design, delivery and operation of network services in a dynamic and scalable manner [[ITU-T.Y.3300](#)].
- o Flow/Data Flow. Set of network packets sharing a set of characteristics, for example IP dst/src values or QoS parameters.
- o Security Controller. An entity that contains control plane functions to manage and facilitate information sharing, as well as execute security functions. In the context of this document, it provides IPsec management information.
- o Network Security Function (NSF). Software that provides a set of security-related services.
- o Flow-based NSF. A NSF that inspects network flows according to a set of policies intended for enforcing security properties. The NSFs considered in this document fall into this classification.
- o Flow-based Protection Policy. The set of rules defining the conditions under which a data flow MUST be protected with IPsec, and the rules that MUST be applied to the specific flow.
- o Internet Key Exchange (IKE)v2. Protocol to establish IPsec Security Associations (SAs). It requires information about the required authentication method (i.e. raw RSA/ECDSA keys or X.509 certificates), Diffie-Hellman (DH) groups, IPsec SAs parameters and algorithms for IKE SA negotiation, etc.
- o Security Policy Database (SPD). It includes information about IPsec policies direction (in, out), local and remote addresses (traffic selectors information), inbound and outbound IPsec SAs, etc.
- o Security Associations Database (SAD). It includes information about IPsec SAs, such as SPI, destination addresses,





authentication and encryption algorithms and keys to protect IP flows.

- o Peer Authorization Database (PAD). It provides the link between the SPD and a security association management protocol. It is used when the NSF deploys IKE implementation (IKE case).

#### **4. Objectives**

- o To describe the architecture for the SDN-based IPsec management, which implements a security service to allow the establishment and management of IPsec security associations from a central point, in order to protect specific data flows.
- o To define the interfaces required to manage and monitor the IPsec Security Associations (SA) in the NSF from a Security Controller. YANG models are defined for configuration and state data for IPsec management.

#### **5. SDN-based IPsec management description**

As mentioned in [Section 1](#), two cases are considered, depending on whether the NSF ships an IKEv2 implementation or not: IKE case and IKE-less case.

##### **5.1. IKE case: IKE/IPsec in the NSF**

In this case the NSF ships an IKEv2 implementation besides the IPsec support. The Security Controller is in charge of managing and applying IPsec connection information (determining which nodes need to start an IKE/IPsec session, deriving and delivering IKE Credentials such as a pre-shared key, certificates, etc.), and applying other IKE configuration parameters (e.g. cryptographic algorithms for establishing an IKE SA) to the NSF for the IKE negotiation.

With these entries, the IKEv2 implementation can operate to establish the IPsec SAs. The application (administrator) establishes the IPsec requirements and information about the end points information (through the Client Facing Interface, [\[RFC8192\]](#)), and the Security Controller translates these requirements into IKE, SPD and PAD entries that will be installed into the NSF (through the NSF Facing Interface). With that information, the NSF can just run IKEv2 to establish the required IPsec SA (when the data flow needs protection). Figure 1 shows the different layers and corresponding functionality.



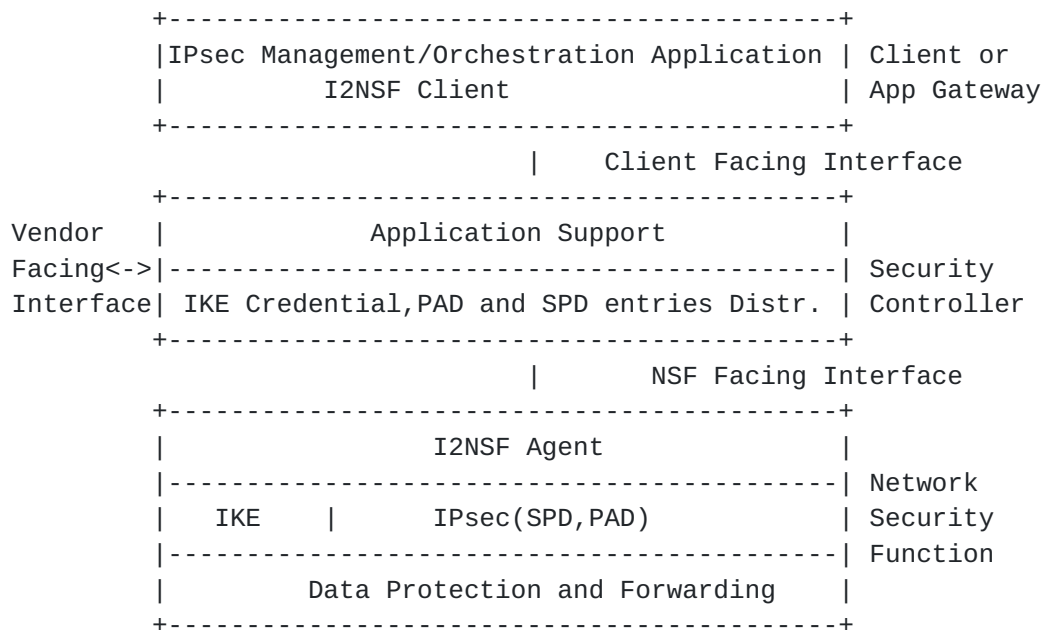


Figure 1: IKE case: IKE/IPsec in the NSF

#### 5.1.1. Interface Requirements for IKE case

SDN-based IPsec flow protection services provide dynamic and flexible management of IPsec SAs in flow-based NSFs. In order to support this capability in IKE case, the following interface requirements need to be met:

- o A YANG data model for IKEv2, SPD and PAD configuration data, and for IKE state data.
- o In scenarios where multiple Security Controllers are implicated, SDN-based IPsec management services may require a mechanism to discover which Security Controller is managing a specific NSF. Moreover, an east-west interface [RFC7426] is required to exchange IPsec-related information. For example, if two gateways need to establish an IPsec SA and both are under the control of two different controllers, then both Security Controllers need to exchange information to properly configure their own NSFs. That is, they may need to agree on whether IKEv2 authentication will be based on raw public keys, pre-shared keys, etc. In case of using pre-shared keys they will have to agree in the PSK.

#### 5.2. IKE-less case: IPsec (no IKEv2) in the NSF.

In this case, the NSF does not deploy IKEv2 and, therefore, the Security Controller has to perform the IKE security functions and



management of IPsec SAs by populating and managing the SPD and the SAD.

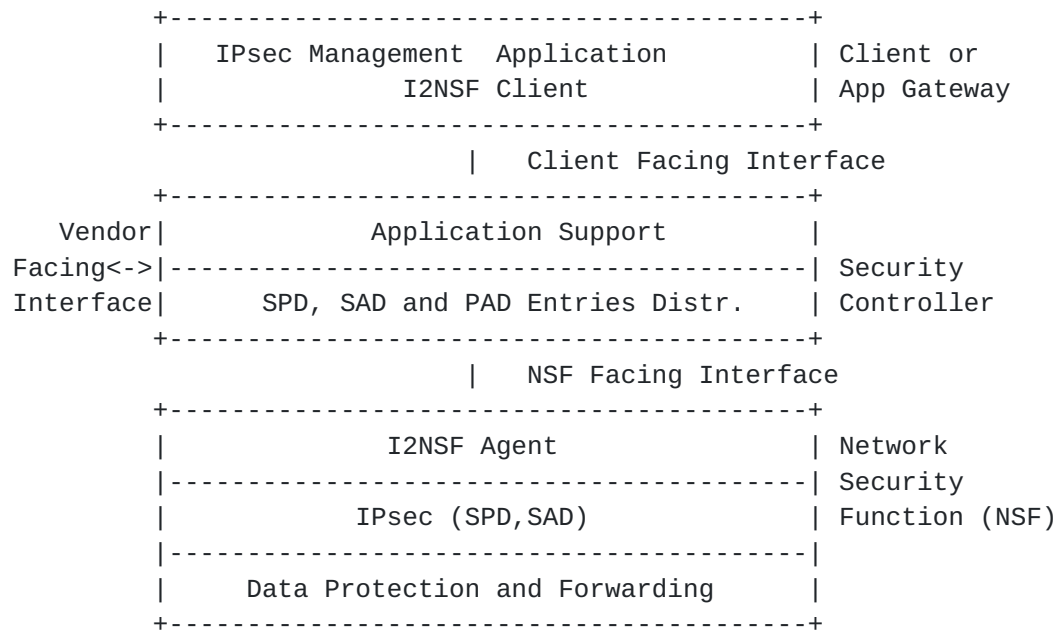


Figure 2: IKE-less case: IPsec (no IKE) in the NSF

As shown in Figure 2, applications for flow protection run on the top of the Security Controller. When an administrator enforces flow-based protection policies through the Client Facing Interface, the Security Controller translates these requirements into SPD and SAD entries, which are installed in the NSF. PAD entries are not required since there is no IKEv2 in the NSF.

#### 5.2.1. Interface Requirements for IKE-less case

In order to support the IKE-less case, the following requirements need to be met:

- o A YANG data model for configuration data for SPD and SAD and for state data for SAD.
- o In scenarios where multiple controllers are implicated, SDN-based IPsec management services may require a mechanism to discover which Security Controller is managing a specific NSF. Moreover, an east-west interface [RFC7426] is required to exchange IPsec-related information. NOTE: A possible east-west protocol for this IKE-less case could be IKEv2. However, this needs to be explored since the IKEv2 peers would be the Security Controllers.



Specifically, the IKE-less case assumes that the SDN controller has to perform some security functions that IKEv2 typically does, namely (non-exhaustive):

- o IV generation.
- o Prevent counter resets for the same key.
- o Generation of pseudo-random cryptographic keys for the IPsec SAs.
- o Rekey of the IPsec SAs based on notifications from the NSF (i.e. expire).
- o Generation of the IPsec SAs when required based on notifications (i.e. sadb-acquire) from the NSF.
- o NAT Traversal discovery and management.

Additionally to these functions, another set of tasks must be performed by the Security Controller (non-exhaustive list):

- o IPsec SA's SPI random generation.
- o Cryptographic algorithm/s selection.
- o Usage of extended sequence numbers.
- o Establishment of proper traffic selectors.

### **5.3. IKE case vs IKE-less case**

In principle, IKE case is easier to deploy than IKE-less case because current gateways typically have an IKEv2/IPsec implementation. Moreover hosts can install easily an IKE implementation. As downside, the NSF needs more resources to hold IKEv2. Moreover, the IKEv2 implementation needs to implement an internal interface so that the IKE configuration sent by the Security Controller can be enforced in runtime.

Alternatively, IKE-less case allows lighter NSFs (no IKEv2 implementation), which benefits the deployment in constrained NSFs. Moreover, IKEv2 does not need to be performed in gateway-to-gateway and host-to-host scenarios under the same Security Controller (see [Section 7.1](#)). On the contrary, the overload of creating fresh IPsec SAs is shifted to the Security Controller since IKEv2 is not in the NSF. As a consequence, this may result in a more complex implementation in the controller side. This overload may create some scalability issues when the number of NSFs is high.





In general, literature around SDN-based network management using a centralized Security Controller is aware about scalability issues and solutions have been already provided (e.g. hierarchical Security Controllers; having multiple replicated Security Controllers, etc). In the context of SDN-based IPsec management, one straight way to reduce the overhead and the potential scalability issue in the Security Controller is to apply the IKE case described in this document, since the IPsec SAs are managed between NSFs without the involvement of the Security Controller at all, except by the initial IKE configuration provided by the Security Controller. Other solutions, such as Controller-IKE [[I-D.carrel-ipsecme-controller-ike](#)], have proposed that NSFs provide their DH public keys to the Security Controller, so that the Security Controller distributes all public keys to all peers. All peers can calculate a unique pairwise secret for each other peer and there is no inter-NSF messages. A rekey mechanism is further described in [[I-D.carrel-ipsecme-controller-ike](#)].

In terms of security, IKE case provides better security properties than IKE-less case, as we discuss in section [Section 9](#). The main reason is that the NSFs are generating the session keys and not the Security Controller.

#### **[5.3.1](#). Rekeying process.**

For IKE case, the rekeying process is carried out by IKEv2, following the information defined in the SPD and SAD. Therefore, connections will live unless something different is required by the administrator or the Security Controller detects something wrong.

Traditionally, during a rekey process of the IPsec SA using IKE, a bundle of inbound and outbound IPsec SAs is taken into account from the perspective of one of the NSFs. For example, if the inbound IPsec SA expires both the inbound and outbound IPsec SA are rekeyed at the same time in that NSF. However, when IKE is not used, we have followed a different approach to avoid any packet loss during rekey: the Security Controller installs first the new inbound SAs in both NSFs and then, the outbound IPsec SAs.

In other words, for the IKE-less case, the Security Controller needs to take care of the rekeying process. When the IPsec SA is going to expire (e.g. IPsec SA soft lifetime), it has to create a new IPsec SA and remove the old one. This rekeying process starts when the Security Controller receives a sadb-expire notification or it decides so, based on lifetime state data obtained from the NSF.



To explain the rekeying process between two IPsec peers A and B, let assume that SPIa1 identifies the inbound IPsec SA in A, and SPIb1 the inbound IPsec SA in B.

1. The Security Controller chooses two random values as SPI for the new inbound IPsec SAs: for example, SPIa2 for A and SPIb2 for B. These numbers MUST not be in conflict with any IPsec SA in A or B. Then, the Security Controller creates an inbound IPsec SA with SPIa2 in A and another inbound IPsec SA in B with SPIb2. It can send this information simultaneously to A and B.
2. Once the Security Controller receives confirmation from A and B, the controller knows that the inbound IPsec A are correctly installed. Then it proceeds to send in parallel to A and B, the outbound IPsec SAs: it sends the outbound IPsec SA to A with SPIb2 and the outbound IPsec SA to B with SPIa2. At this point the new IPsec SAs are ready.
3. Once the Security Controller receives confirmation from A and B that the outbound IPsec SAs have been installed, the Security Controller, in parallel, deletes the old IPsec SAs from A (inbound SPIa1 and outbound SPIb1) and B (outbound SPIa1 and inbound SPIb1).

#### **5.3.2. NSF state loss.**

If one of the NSF restarts, it will lose the IPsec state (affected NSF). By default, the Security Controller can assume that all the state has been lost and therefore it will have to send IKEv2, SPD and PAD information to the NSF in the IKE case, and SPD and SAD information in IKE-less case.

In both cases, the Security Controller is aware of the affected NSF (e.g. the NETCONF/TCP connection is broken with the affected NSF, the Security Controller is receiving sadb-bad-spi notification from a particular NSF, etc.). Moreover, the Security Controller has a register about all the NSFs that have IPsec SAs with the affected NSF. Therefore, it knows the affected IPsec SAs.

In IKE case, the Security Controller will configure the affected NSF with the new IKEv2, SPD and PAD information. It has also to send new parameters (e.g. a new fresh PSK for authentication) to the NSFs which have IKEv2 SAs and IPsec SAs with the affected NSF. Finally, the Security Controller will instruct the affected NSF to start the IKEv2 negotiation with the new configuration.

In IKE-less case, if the Security Controller detects that a NSF has lost the IPsec SAs it will delete the old IPsec SAs on the non-failed



nodes, established with the failed node (step 1). This prevents the non-failed nodes from leaking plaintext. If the affected node comes to live, the Security Controller will configure the new inbound IPsec SAs between the affected node and all the nodes it was talking to (step 2). After these inbound IPsec SAs have been established, the Security Controller can configure the outbound IPsec SAs in parallel (step 3).

Nevertheless other more optimized options can be considered (e.g. making the IKEv2 configuration permanent between reboots).

### **5.3.3. NAT Traversal**

In the IKE case, IKEv2 already provides a mechanism to detect whether some of the peers or both are located behind a NAT. If there is a NAT network configured between two peers, it is required to activate the usage of UDP or TCP/TLS encapsulation for ESP packets ([[RFC3948](#)], [[RFC8229](#)]). Note that the usage of IPsec transport mode when NAT is required MUST NOT be used in this specification.

On the contrary, the IKE-less case does not have any protocol in the NSFs to detect whether they are located behind a NAT or not. However, the SDN paradigm generally assumes the Security Controller has a view of the network under its control. This view is built either requesting information to the NSFs under its control, or because these NSFs inform the Security Controller. Based on this information, the Security Controller can guess if there is a NAT configured between two hosts, and apply the required policies to both NSFs besides activating the usage of UDP or TCP/TLS encapsulation of ESP packets ([[RFC3948](#)], [[RFC8229](#)]).

For example, the Security Controller could directly request the NSF for specific data such as networking configuration, NAT support, etc. Protocols such as NETCONF or SNMP can be used here. For example, [RFC 7317](#) [[RFC7317](#)] provides a YANG data model for system management or [[I-D.ietf-opsawg-nat-yang](#)] a data model for NAT management. The Security Controller can use this NETCONF module with a NSF to collect NAT information or even configure a NAT network. In any case, if this NETCONF module is not available in the NSF and the Security Controller does not have a mechanism to know whether a host is behind a NAT or not, then the IKE case should be the right choice and not the IKE-less case.

### **5.3.4. NSF Discovery**

The assumption in this document is that, for both cases, before a NSF can operate in this system, it MUST be registered in the Security Controller. In this way, when the NSF comes to live and establishes



a connection to the Security Controller, it knows that the NSF is valid for joining the system.

Either during this registration process or when the NSF connects with the Security Controller, the Security Controller MUST discover certain capabilities of this NSF, such as what is the cryptographic suite supported, authentication method, the support of the IKE case or the IKE-less case, etc. This discovery process is out of the scope of this document.

## 6. YANG configuration data models

In order to support the IKE and IKE-less cases we have modeled the different parameters and values that must be configured to manage IPsec SAs. Specifically, IKE requires modeling IKEv2, SPD and PAD, while IKE-less case requires configuration models for the SPD and SAD. We have defined three models: `ietf-ipsec-common` (Appendix A), `ietf-ipsec-ike` (Appendix B, IKE case), `ietf-ipsec-ikeless` (Appendix C, IKE-less case). Since the model `ietf-ipsec-common` has only typedef and groupings common to the other modules, we only show a simplified view of the `ietf-ipsec-ike` and `ietf-ipsec-ikeless` models.

### 6.1. IKE case model

The model related to IKEv2 has been extracted from reading IKEv2 standard in [RFC7296], and observing some open source implementations, such as Strongswan [strongswan] or Libreswan [libreswan].

The definition of the PAD model has been extracted from the specification in [section 4.4.3 in \[RFC4301\]](#) (NOTE: We have observed that many implementations integrate PAD configuration as part of the IKEv2 configuration).

```
module: ietf-ipsec-ike
  +--rw ipsec-ike
    +--rw pad
      | +--rw pad-entry* [name]
      |   +--rw name                               string
      |   +--rw (identity)
      |     | +--:(ipv4-address)
      |     | | +--rw ipv4-address?                 inet:ipv4-address
      |     | +--:(ipv6-address)
      |     | | +--rw ipv6-address?                 inet:ipv6-address
      |     | +--:(fqdn-string)
```





```

|   |   |   +--rw fqdn-string?          inet:domain-name
|   |   |   +---:(rfc822-address-string)
|   |   |   |   +--rw rfc822-address-string?  string
|   |   |   |   +---:(dnx509)
|   |   |   |   |   +--rw dnx509?          string
|   |   |   |   |   +---:(gnx509)
|   |   |   |   |   +--rw gnxx509?        string
|   |   |   |   |   +---:(id-key)
|   |   |   |   |   +--rw id-key?         string
|   |   |   |   |   +---:(id-null)
|   |   |   |   |   +--rw id-null?        empty
|   |   |   +--rw auth-protocol?         auth-protocol-type
|   |   +--rw peer-authentication
|   |       +--rw auth-method?           auth-method-type
|   |       +--rw eap-method
|   |       |   +--rw eap-type          uint8
|   |       +--rw pre-shared
|   |       |   +--rw secret?          yang:hex-string
|   |       +--rw digital-signature
|   |           +--rw ds-algorithm?      uint8
|   |           +--rw (public-key)
|   |           |   +---:(raw-public-key)
|   |           |   |   +--rw raw-public-key?  binary
|   |           |   |   +---:(cert-data)
|   |           |   |   +--rw cert-data?      ct:x509
|   |           +--rw private-key?       binary
|   |           +--rw ca-data*           ct:x509
|   |           +--rw crl-data?          ct:crl
|   |           +--rw crl-uri?           inet:uri
|   |           +--rw oscp-uri?          inet:uri
+--rw conn-entry* [name]
|   +--rw name                          string
|   +--rw autostartup?                  autostartup-type
|   +--rw initial-contact?              boolean
|   +--rw version?                      auth-protocol-type
|   +--rw fragmentation?                boolean
|   +--rw ike-sa-lifetime-soft
|   |   +--rw rekey-time?               uint32
|   |   +--rw reauth-time?              uint32
|   +--rw ike-sa-lifetime-hard
|   |   +--rw over-time?                 uint32
|   +--rw authalg* ic:integrity-algorithm-type
|   +--rw encalg*  ic:encryption-algorithm-type
|   +--rw dh-group?                          pfs-group
|   +--rw half-open-ike-sa-timer?            uint32
|   +--rw half-open-ike-sa-cookie-threshold? uint32
|   +--rw local
|   |   +--rw local-pad-entry-name?  string

```



```

| +--rw remote
| | +--rw remote-pad-entry-name?  string
| +--rw encapsulation-type
| | +--rw espcap?  esp-encap
| | +--rw sport?   inet:port-number
| | +--rw dport?   inet:port-number
| | +--rw oaddr*    inet:ip-address
| +--rw spd
| | +--rw spd-entry* [name]
| |   +--rw name                string
| |   +--rw ipsec-policy-config
| |     +--rw anti-replay-window?  uint64
| |     +--rw traffic-selector
| |       +--rw local-subnet        inet:ip-prefix
| |       +--rw remote-subnet       inet:ip-prefix
| |       +--rw inner-protocol?     ipsec-inner-protocol
| |       +--rw local-ports* [start end]
| |         +--rw start  inet:port-number
| |         +--rw end    inet:port-number
| |       +--rw remote-ports* [start end]
| |         +--rw start  inet:port-number
| |         +--rw end    inet:port-number
| |   +--rw processing-info
| |     +--rw action?            ipsec-spd-action
| |     +--rw ipsec-sa-cfg
| |       +--rw pfp-flag?        boolean
| |       +--rw ext-seq-num?      boolean
| |       +--rw seq-overflow?     boolean
| |       +--rw stateful-frag-check? boolean
| |       +--rw mode?            ipsec-mode
| |       +--rw protocol-parameters? ipsec-protocol-parameters
| |       +--rw esp-algorithms
| |         +--rw integrity*      integrity-algorithm-type
| |         +--rw encryption*    encryption-algorithm-type
| |         +--rw tfc-pad?        boolean
| |       +--rw tunnel
| |         +--rw local           inet:ip-address
| |         +--rw remote          inet:ip-address
| |         +--rw df-bit?         enumeration
| |         +--rw bypass-dscp?    boolean
| |         +--rw dscp-mapping?   yang:hex-string
| |         +--rw ecn?            boolean
| |   +--rw spd-mark
| |     +--rw mark?  uint32
| |     +--rw mask?  yang:hex-string
| +--rw child-sa-info
| | +--rw pfs-groups*          pfs-group
| | +--rw child-sa-lifetime-soft

```



```

| | | +--rw time?      uint32
| | | +--rw bytes?     uint32
| | | +--rw packets?   uint32
| | | +--rw idle?      uint32
| | | +--rw action?    ic:lifetime-action
| | +--rw child-sa-lifetime-hard
| |   +--rw time?      uint32
| |   +--rw bytes?     uint32
| |   +--rw packets?   uint32
| |   +--rw idle?      uint32
| +--ro state
|   +--ro initiator?   boolean
|   +--ro initiator-ikesa-spi? ike-spi
|   +--ro responder-ikesa-spi? ike-spi
|   +--ro nat-local?   boolean
|   +--ro nat-remote?  boolean
|   +--ro encapsulation-type
|     +--ro espencap?  esp-encap
|     +--ro sport?     inet:port-number
|     +--ro dport?     inet:port-number
|     +--ro oaddr*     inet:ip-address
|   +--ro established? uint64
|   +--ro current-rekey-time? uint64
|   +--ro current-reauth-time? uint64
+--ro number-ike-sas
  +--ro total?          uint64
  +--ro half-open?      uint64
  +--ro half-open-cookies? uint64

```

[Appendix D](#) shows an example of IKE case configuration for a NSF, in tunnel mode (gateway-to-gateway), with NSFs authentication based on X.509 certificates.

## 6.2. IKE-less case model

For this case, the definition of the SPD model has been mainly extracted from the specification in [section 4.4.1](#) and [Appendix D in \[RFC4301\]](#), though with some simplifications. For example, each IPsec policy (spd-entry) contains one traffic selector, instead a list of them. The reason is that we have observed real kernel implementations only admit a traffic selector per IPsec policy.

The definition of the SAD model has been extracted from the specification in [section 4.4.2 in \[RFC4301\]](#). Note that this model not only allows to associate an IPsec SA with its corresponding policy through the specific traffic selector but also an identifier (reqid).



The notifications model has been defined using as reference the PF\_KEYv2 standard in [[RFC2367](#)].

```

module: ietf-ipsec-ikeless
  +--rw ipsec-ikeless
    +--rw spd
      | +--rw spd-entry* [name]
      |   +--rw name string
      |   +--rw direction? ic:ipsec-traffic-direction
      |   +--rw reqid? uint64
      |   +--rw ipsec-policy-config
      |     +--rw anti-replay-window? uint64
      |     +--rw traffic-selector
      |       | +--rw local-subnet inet:ip-prefix
      |       | +--rw remote-subnet inet:ip-prefix
      |       | +--rw inner-protocol? ipsec-inner-protocol
      |       | +--rw local-ports* [start end]
      |       | | +--rw start inet:port-number
      |       | | +--rw end inet:port-number
      |       | +--rw remote-ports* [start end]
      |       | | +--rw start inet:port-number
      |       | | +--rw end inet:port-number
      |     +--rw processing-info
      |       | +--rw action? ipsec-spd-action
      |       | +--rw ipsec-sa-cfg
      |       |   +--rw pfp-flag? boolean
      |       |   +--rw ext-seq-num? boolean
      |       |   +--rw seq-overflow? boolean
      |       |   +--rw stateful-frag-check? boolean
      |       |   +--rw mode? ipsec-mode
      |       |   +--rw protocol-parameters?
      |       |   +--rw esp-algorithms
      |       |     | +--rw integrity* integrity-algorithm-type
      |       |     | +--rw encryption* encryption-algorithm-type
      |       |     | +--rw tfc-pad? boolean
      |       |   +--rw tunnel
      |       |     +--rw local inet:ip-address
      |       |     +--rw remote inet:ip-address
      |       |     +--rw df-bit? enumeration
      |       |     +--rw bypass-dscp? boolean
      |       |     +--rw dscp-mapping? yang:hex-string
      |       |     +--rw ecn? boolean
      |     +--rw spd-mark
      |       +--rw mark? uint32
      |       +--rw mask? yang:hex-string
    +--rw sad
      +--rw sad-entry* [name]

```





```
+--rw name                string
+--rw reqid?              uint64
+--rw ipsec-sa-config
| +--rw spi                uint32
| +--rw ext-seq-num?       boolean
| +--rw seq-number-counter? uint64
| +--rw seq-overflow?      boolean
| +--rw anti-replay-window? uint32
| +--rw traffic-selector
| | +--rw local-subnet     inet:ip-prefix
| | +--rw remote-subnet    inet:ip-prefix
| | +--rw inner-protocol?  ipsec-inner-protocol
| | +--rw local-ports* [start end]
| | | +--rw start         inet:port-number
| | | +--rw end           inet:port-number
| | +--rw remote-ports* [start end]
| |   +--rw start         inet:port-number
| |   +--rw end           inet:port-number
| +--rw protocol-parameters? ic:ipsec-protocol-parameters
| +--rw mode?              ic:ipsec-mode
| +--rw esp-sa
| | +--rw encryption
| | | +--rw encryption-algorithm? ic:encryption-algorithm-type
| | | +--rw key?                yang:hex-string
| | | +--rw iv?                 yang:hex-string
| | +--rw integrity
| |   +--rw integrity-algorithm? ic:integrity-algorithm-type
| |   +--rw key?                yang:hex-string
| +--rw sa-lifetime-hard
| | +--rw time?              uint32
| | +--rw bytes?            uint32
| | +--rw packets?          uint32
| | +--rw idle?             uint32
| +--rw sa-lifetime-soft
| | +--rw time?              uint32
| | +--rw bytes?            uint32
| | +--rw packets?          uint32
| | +--rw idle?             uint32
| | +--rw action?           ic:lifetime-action
| +--rw tunnel
| | +--rw local              inet:ip-address
| | +--rw remote             inet:ip-address
| | +--rw df-bit?            enumeration
| | +--rw bypass-dscp?       boolean
| | +--rw dscp-mapping?      yang:hex-string
| | +--rw ecn?               boolean
| +--rw encapsulation-type
|   +--rw espencap?          esp-encap
```



```

|      +--rw sport?      inet:port-number
|      +--rw dport?      inet:port-number
|      +--rw oaddr*      inet:ip-address
+--ro ipsec-sa-state
  +--ro sa-lifetime-current
    | +--ro time?        uint32
    | +--ro bytes?       uint32
    | +--ro packets?     uint32
    | +--ro idle?        uint32
  +--ro replay-stats
    +--ro replay-window? uint64
    +--ro packet-dropped? uint64
    +--ro failed?        uint32
    +--ro seq-number-counter? uint64

```

#### notifications:

```

+---n sadb-acquire
| +--ro ipsec-policy-name  string
| +--ro traffic-selector
|   +--ro local-subnet     inet:ip-prefix
|   +--ro remote-subnet    inet:ip-prefix
|   +--ro inner-protocol?  ipsec-inner-protocol
|   +--ro local-ports* [start end]
|     | +--ro start      inet:port-number
|     | +--ro end        inet:port-number
|   +--ro remote-ports* [start end]
|     +--ro start      inet:port-number
|     +--ro end        inet:port-number
+---n sadb-expire
| +--ro ipsec-sa-name      string
| +--ro soft-lifetime-expire? boolean
| +--ro lifetime-current
|   +--ro time?          uint32
|   +--ro bytes?         uint32
|   +--ro packets?       uint32
|   +--ro idle?          uint32
+---n sadb-seq-overflow
| +--ro ipsec-sa-name      string
+---n sadb-bad-spi
  +--ro spi                uint32

```

[Appendix E](#) shows an example of IKE-less case configuration for a NSF, in transport mode (host-to-host), with NSFs authentication based on shared secrets. For the IKE-less case, [Appendix E](#) shows examples of IPsec SA expire, acquire, sequence number overflow and bad SPI notifications.



## 7. Use cases examples

This section explains how different traditional configurations, that is, host-to-host and gateway-to-gateway, are deployed using this SDN-based IPsec management service. In turn, these configurations will be typical in modern networks where, for example, virtualization will be key.

### 7.1. Host-to-host or gateway-to-gateway under the same Security Controller

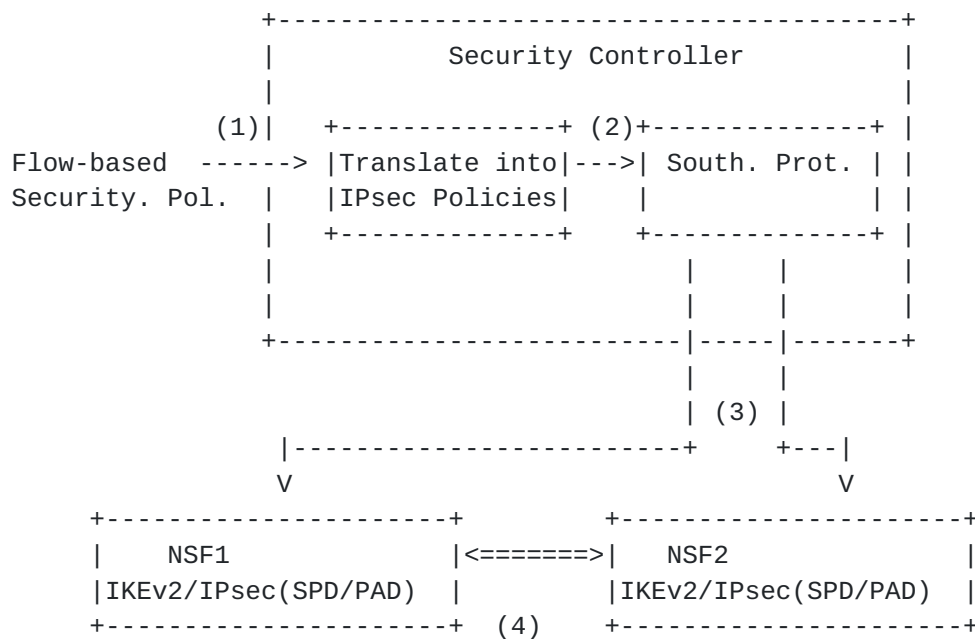


Figure 3: Host-to-host / gateway-to-gateway single Security Controller for the IKE case.

Figure 3 describes the IKE case:

1. The administrator defines general flow-based security policies. The Security Controller looks for the NSFs involved (NSF1 and NSF2).
2. The Security Controller generates IKEv2 credentials for them and translates the policies into SPD and PAD entries.
3. The Security Controller inserts an IKEv2 configuration that include the SPD and PAD entries in both NSF1 and NSF2.
4. The flow is protected by means of the IPsec SA established with IKEv2.



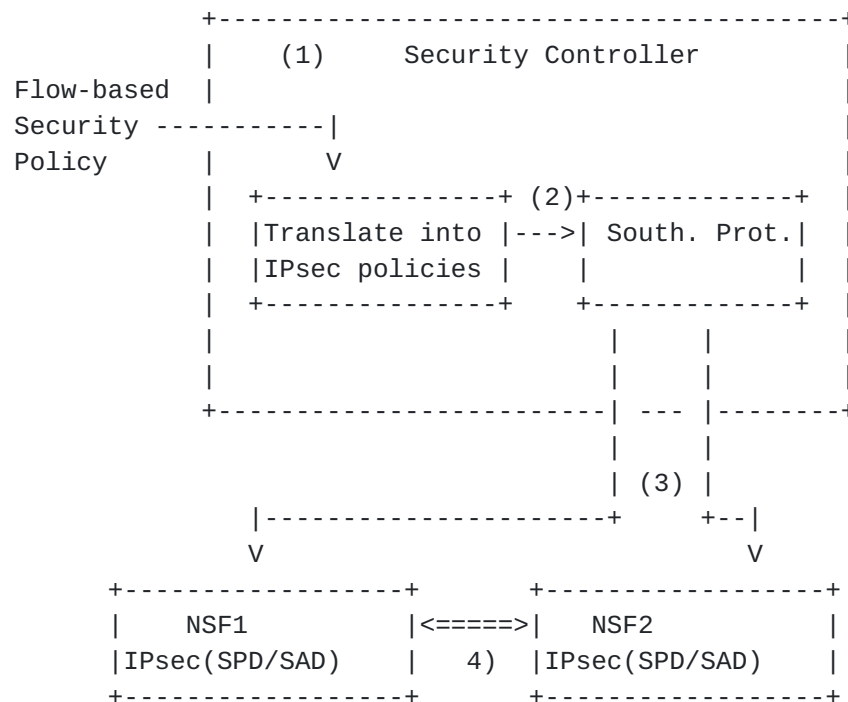


Figure 4: Host-to-host / gateway-to-gateway single Security Controller for IKE-less case.

In the IKE-less case, flow-based security policies defined by the administrator are translated into IPsec SPD entries and inserted into the corresponding NSFs. Besides, fresh SAD entries will be also generated by the Security Controller and enforced in the NSFs. In this case, the Security Controller does not run any IKEv2 implementation (neither the NSFs), and it provides the cryptographic material for the IPsec SAs. These keys will be also distributed securely through the southbound interface. Note that this is possible because both NSFs are managed by the same Security Controller.

Figure 4 describes the IKE-less case, when a data packet needs to be protected in the path between the NSF1 and NSF2:

1. The administrator establishes the flow-based security policies, and the Security Controller looks for the involved NSF's.
2. The Security Controller translates the flow-based security policies into IPsec SPD and SAD entries.
3. The Security Controller inserts these entries in both NSF1 and NSF2 IPsec databases. It associates a lifetime to the IPsec SAs. When this lifetime expires, the NSF will send a sadb-expire





notification to the Security Controller in order to start the rekeying process.

4. The flow is protected with the IPsec SA established by the Security Controller.

It is also possible that the Security Controller only installs the SPD entries in step 2. In such a case, when a data packet requires to be protected with IPsec, the NSF that saw first the data packet will send a sadb-acquire notification that informs the Security Controller that SAD entries with the IPsec SAs required to process the data packet needs to be installed in the NSFs.

Both NSFs could be two hosts that exchange traffic and require to establish an end-to-end security association to protect their communications (host-to-host) or two gateways (gateway-to-gateway), for example, within an enterprise that needs to protect the traffic between the networks of two branch offices.

Applicability of these configurations appear in current and new networking scenarios. For example, SD-WAN technologies are providing dynamic and on-demand VPN connections between branch offices, or between branches and SaaS cloud services. Beside, IaaS services providing virtualization environments are deployments solutions based on IPsec to provide secure channels between virtual instances (host-to-host) and providing VPN solutions for virtualized networks (gateway-to-gateway).

In general (for IKE and IKE-less cases), this system has various advantages:

1. It allows to create IPsec SAs among two NSFs, based only on the application of general Flow-based Security Policies at the application layer. Thus, administrators can manage all security associations in a centralized point with an abstracted view of the network.
2. Any NSF deployed in the system does not need manual configuration, therefore allowing its deployment in an automated manner.

## **7.2. Host-to-host or gateway-to-gateway under different Security Controllers**

It is also possible that two NSFs (i.e. NSF1 and NSF2) are under the control of two different Security Controllers. This may happen, for example, when two organizations, namely Enterprise A and Enterprise B, have their headquarters interconnected through a WAN connection



and they both have deployed a SDN-based architecture to provide connectivity to all their clients.

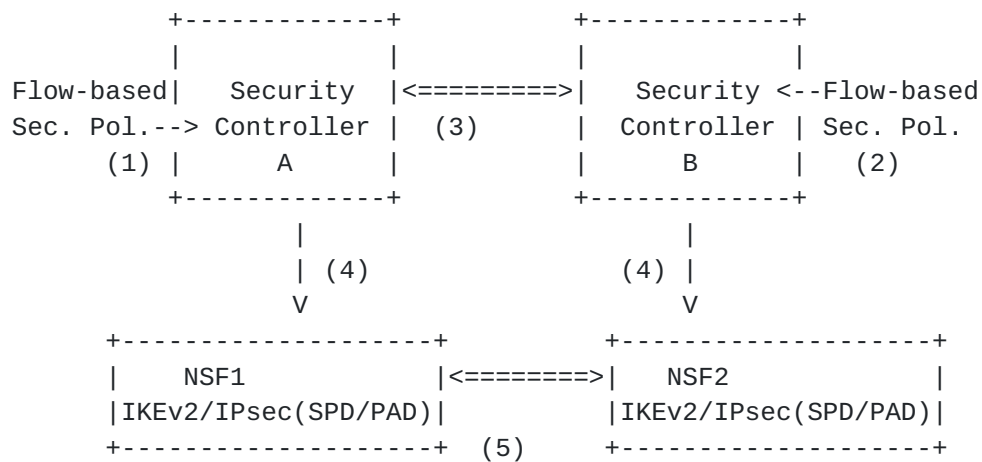


Figure 5: Different Security Controllers in the IKE case.

Figure 5 describes IKE case when two Security Controllers are involved in the process.

1. The A's administrator establishes general Flow-based Security Policies in Security Controller A.
2. The B's administrator establishes general Flow-based Security Policies in Security Controller B.
3. The Security Controller A realizes that protection is required between the NSF1 and NSF2, but the NSF2 is under the control of another Security Controller (Security Controller B), so it starts negotiations with the other controller to agree on the IPsec SPD policies and IKEv2 credentials for their respective NSFs. NOTE: This may require extensions in the East/West interface.
4. Then, both Security Controllers enforce the IKEv2 credentials, related parameters and the SPD and PAD entries in their respective NSFs.
5. The flow is protected with the IPsec SAs established with IKEv2 between both NSFs.



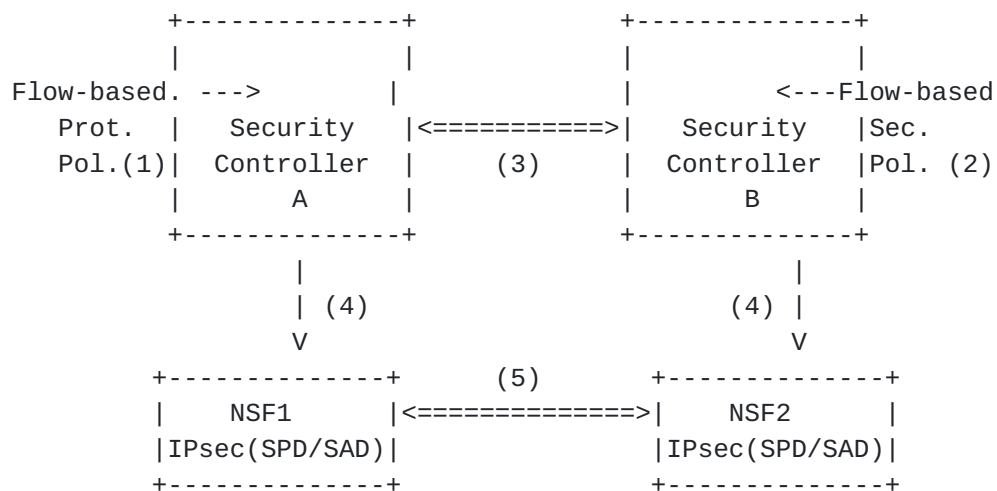


Figure 6: Different Security Controllers in the IKE-less case.

Figure 6 describes IKE-less case when two Security Controllers are involved in the process.

1. The A's administrator establishes general Flow Protection Policies in Security Controller A.
2. The B's administrator establishes general Flow Protection Policies in Security Controller B.
3. The Security Controller A realizes that the flow between NSF1 and NSF2 MUST be protected. Nevertheless, it notices that NSF2 is under the control of another Security Controller B, so it starts negotiations with the other controller to agree on the IPsec SPD and SAD entries that define the IPsec SAs. NOTE: It would worth evaluating IKEv2 as the protocol for the East/West interface in this case.
4. Once the Security Controllers have agreed on the key material and the details of the IPsec SAs, they both enforce this information into their respective NSFs.
5. The flow is protected with the IPsec SAs established by both Security Controllers in their respective NSFs.

## 8. IANA Considerations

TBD



## **9. Security Considerations**

First of all, this document shares all the security issues of SDN that are specified in the "Security Considerations" section of [\[ITU-T.Y.3300\]](#) and [\[RFC8192\]](#).

On the one hand, it is important to note that there MUST exist a security association between the Security Controller and the NSFs to protect of the critical information (cryptographic keys, configuration parameter, etc...) exchanged between these entities. For example, when NETCONF is used as southbound protocol between the Security Controller and the NSFs, it is defined that TLS or SSH security association MUST be established between both entities.

On the other hand, if encryption is mandatory for all traffic of a NSF, its default policy MUST be to drop (DISCARD) packets to prevent cleartext packet leaks. This default policy MUST be in the startup configuration datastore in the NSF before the NSF contacts with the Security Controller. Moreover, the startup configuration datastore MUST be pre-configured with the required ALLOW policies that allow to communicate the NSF with the Security Controller once the NSF is deployed. This pre-configuration step is not carried out by the Security Controller but by some other entity before the NSF deployment. In this manner, when the NSF starts/reboots, it will always apply first the configuration in the startup configuration before contacting the Security Controller.

Finally, we have divided this section in two parts in order to analyze different security considerations for both cases: NSF with IKEv2 (IKE case) and NSF without IKEv2 (IKE-less case). In general, the Security Controller, as typically in the SDN paradigm, is a target for different type of attacks. Thus, the Security Controller is a key entity in the infrastructure and MUST be protected accordingly. In particular, the Security Controller will handle cryptographic material so that the attacker may try to access this information. Although we can assume this attack will not likely to happen due to the assumed security measurements to protect the Security Controller, it deserves some analysis in the hypothetical case the attack occurs. The impact is different depending on the IKE case or IKE-less case.

### **9.1. IKE case**

In IKE case, the Security Controller sends IKE credentials (PSK, public/private keys, certificates, etc.) to the NSFs using the security association between Security Controller and NSFs. The general recommendation is that the Security Controller MUST NOT store the IKE credentials after distributing them. Moreover, the NSFs MUST





NOT allow the reading of these values once they have been applied by the Security Controller (i.e. write only operations). One option is to return always the same value (i.e. all 0s) if a read operation is carried out. If the attacker has access to the Security Controller during the period of time that key material is generated, it might have access to the key material. Since these values are used during NSF authentication in IKEv2, it may impersonate the affected NSFs. Several recommendations are important. If PSK authentication is used in IKEv2, the Security Controller MUST remove the PSK immediately after generating and distributing it. Moreover, the PSK MUST have a proper length (e.g. minimum 128 bit length) and strength. When public/private keys are used, the Security Controller MAY generate both public key and private key. In such a case, the Security Controller MUST remove the associated private key immediately after distributing them to the NSFs. Alternatively, the NSF could generate the private key and export only the public key to the Security Controller. If certificates are used, the NSF MAY generate the private key and exports the public key for certification to the Security Controller. How the NSF generates these cryptographic material (public key/private keys) and export the public key, or it is instructed to do so, it is out of the scope of this document.

### **9.2. IKE-less case**

In the IKE-less case, the Security Controller sends the IPsec SA information to the NSF's SAD that includes the private session keys required for integrity and encryption. The general recommendation is that it MUST NOT store the keys after distributing them. Moreover, the NSFs receiving private key material MUST NOT allow the reading of these values by any other entity (including the Security Controller itself) once they have been applied (i.e. write only operations) into the NSFs. Nevertheless, if the attacker has access to the Security Controller during the period of time that key material is generated, it may obtain these values. In other words, the attacker might be able to observe the IPsec traffic and decrypt, or even modify and re-encrypt the traffic between peers.

## **10. Acknowledgements**

Authors want to thank Paul Wouters, Sowmini Varadhan, David Carrel, Yoav Nir, Tero Kivinen, Graham Bartlett, Sandeep Kampati, Linda Dunbar, Carlos J. Bernardos, Alejandro Perez-Mendez, Alejandro Abad-Carrascosa, Ignacio Martinez and Ruben Ricart for their valuable comments.



## **11. References**

### **11.1. Normative References**

- [RFC2119] Bradner, S., "Key words for use in RFCs to Indicate Requirement Levels", [BCP 14](#), [RFC 2119](#), DOI 10.17487/RFC2119, March 1997, <<https://www.rfc-editor.org/info/rfc2119>>.
- [RFC4301] Kent, S. and K. Seo, "Security Architecture for the Internet Protocol", [RFC 4301](#), DOI 10.17487/RFC4301, December 2005, <<https://www.rfc-editor.org/info/rfc4301>>.
- [RFC7296] Kaufman, C., Hoffman, P., Nir, Y., Eronen, P., and T. Kivinen, "Internet Key Exchange Protocol Version 2 (IKEv2)", STD 79, [RFC 7296](#), DOI 10.17487/RFC7296, October 2014, <<https://www.rfc-editor.org/info/rfc7296>>.
- [RFC8192] Hares, S., Lopez, D., Zarny, M., Jacquenet, C., Kumar, R., and J. Jeong, "Interface to Network Security Functions (I2NSF): Problem Statement and Use Cases", [RFC 8192](#), DOI 10.17487/RFC8192, July 2017, <<https://www.rfc-editor.org/info/rfc8192>>.

### **11.2. Informative References**

- [I-D.carrel-ipsecme-controller-ike]  
Carrel, D. and B. Weiss, "IPsec Key Exchange using a Controller", [draft-carrel-ipsecme-controller-ike-01](#) (work in progress), March 2019.
- [I-D.ietf-i2nsf-terminology]  
Hares, S., Strassner, J., Lopez, D., Xia, L., and H. Birkholz, "Interface to Network Security Functions (I2NSF) Terminology", [draft-ietf-i2nsf-terminology-08](#) (work in progress), July 2019.
- [I-D.ietf-opsawg-nat-yang]  
Boucadair, M., Sivakumar, S., Jacquenet, C., Vinapamula, S., and Q. Wu, "A YANG Module for Network Address Translation (NAT) and Network Prefix Translation (NPT)", [draft-ietf-opsawg-nat-yang-17](#) (work in progress), September 2018.
- [I-D.tran-ipsecme-yang]  
Tran, K., Wang, H., Nagaraj, V., and X. Chen, "Yang Data Model for Internet Protocol Security (IPsec)", [draft-tran-ipsecme-yang-01](#) (work in progress), June 2015.



- [ITU-T.X.1252]  
"Baseline Identity Management Terms and Definitions",  
April 2010.
- [ITU-T.X.800]  
"Security Architecture for Open Systems Interconnection  
for CCITT Applications", March 1991.
- [ITU-T.Y.3300]  
"Recommendation ITU-T Y.3300", June 2014.
- [libreswan]  
The Libreswan Project, "Libreswan VPN software", July  
2019.
- [netconf-vpn]  
Stefan Wallin, "Tutorial: NETCONF and YANG", January 2014.
- [ONF-OpenFlow]  
ONF, "OpenFlow Switch Specification (Version 1.4.0)",  
October 2013.
- [ONF-SDN-Architecture]  
"SDN Architecture", June 2014.
- [RFC2367] McDonald, D., Metz, C., and B. Phan, "PF\_KEY Key  
Management API, Version 2", [RFC 2367](https://www.rfc-editor.org/info/rfc2367),  
DOI 10.17487/RFC2367, July 1998,  
<<https://www.rfc-editor.org/info/rfc2367>>.
- [RFC3948] Huttunen, A., Swander, B., Volpe, V., DiBurro, L., and M.  
Stenberg, "UDP Encapsulation of IPsec ESP Packets",  
[RFC 3948](https://www.rfc-editor.org/info/rfc3948), DOI 10.17487/RFC3948, January 2005,  
<<https://www.rfc-editor.org/info/rfc3948>>.
- [RFC6071] Frankel, S. and S. Krishnan, "IP Security (IPsec) and  
Internet Key Exchange (IKE) Document Roadmap", [RFC 6071](https://www.rfc-editor.org/info/rfc6071),  
DOI 10.17487/RFC6071, February 2011,  
<<https://www.rfc-editor.org/info/rfc6071>>.
- [RFC7149] Boucadair, M. and C. Jacquenet, "Software-Defined  
Networking: A Perspective from within a Service Provider  
Environment", [RFC 7149](https://www.rfc-editor.org/info/rfc7149), DOI 10.17487/RFC7149, March 2014,  
<<https://www.rfc-editor.org/info/rfc7149>>.
- [RFC7317] Bierman, A. and M. Bjorklund, "A YANG Data Model for  
System Management", [RFC 7317](https://www.rfc-editor.org/info/rfc7317), DOI 10.17487/RFC7317, August  
2014, <<https://www.rfc-editor.org/info/rfc7317>>.



- [RFC7426] Haleplidis, E., Ed., Pentikousis, K., Ed., Denazis, S., Hadi Salim, J., Meyer, D., and O. Koufopavlou, "Software-Defined Networking (SDN): Layers and Architecture Terminology", [RFC 7426](#), DOI 10.17487/RFC7426, January 2015, <<https://www.rfc-editor.org/info/rfc7426>>.
- [RFC8229] Pauly, T., Touati, S., and R. Mantha, "TCP Encapsulation of IKE and IPsec Packets", [RFC 8229](#), DOI 10.17487/RFC8229, August 2017, <<https://www.rfc-editor.org/info/rfc8229>>.
- [strongswan] CESNET, "StrongSwan: the OpenSource IPsec-based VPN Solution", July 2019.





**Appendix A. Appendix A: Common YANG model for IKE and IKE-less cases**

```
<CODE BEGINS> file "ietf-ipsec-common@2019-07-07.yang"

module ietf-ipsec-common {
  yang-version 1.1;
  namespace "urn:ietf:params:xml:ns:yang:ietf-ipsec-common";
  prefix "ipsec-common";

  import ietf-inet-types { prefix inet; }
  import ietf-yang-types { prefix yang; }

  organization "IETF I2NSF Working Group";

  contact
    "WG Web: <https://datatracker.ietf.org/wg/i2nsf/about/>
    WG List: <mailto:i2nsf@ietf.org>

    Author: Rafael Marin-Lopez
           <mailto:rafa@um.es>

    Author: Gabriel Lopez-Millan
           <mailto:gabilm@um.es>

    Author: Fernando Pereniguez-Garcia
           <mailto:fernando.pereniguez@tud.upct.es>

  ";

  description
    "Common Data model for the IKE and IKE-less cases
    defined by the SDN-based IPsec flow protection service.

    Copyright (c) 2019 IETF Trust and the persons
    identified as authors of the code. All rights reserved.
    Redistribution and use in source and binary forms, with
    or without modification, is permitted pursuant to, and
    subject to the license terms contained in, the
    Simplified BSD License set forth in Section 4.c of the
    IETF Trust's Legal Provisions Relating to IETF Documents
    (https://trustee.ietf.org/license-info)."

    This version of this YANG module is part of RFC XXXX;;
    see the RFC itself for full legal notices.

    The key words 'MUST', 'MUST NOT', 'REQUIRED', 'SHALL',
    'SHALL NOT', 'SHOULD', 'SHOULD NOT', 'RECOMMENDED',
```



'NOT RECOMMENDED', 'MAY', and 'OPTIONAL' in this document are to be interpreted as described in [BCP 14](#) ([RFC 2119](#)) ([RFC 8174](#)) when, and only when, they appear in all capitals, as shown here.";

```
revision "2019-07-07" {
    description "Revision 05";
    reference "RFC XXXX: YANG Groupings and typedef
              for IKE and IKE-less case";
}

typedef encryption-algorithm-type {
    type uint32;
    description
        "The encryption algorithm is specified with a 32-bit
        number extracted from IANA Registry. The acceptable
        values MUST follow the requirement levels for
        encryption algorithms for ESP and IKEv2.";
    reference
        "IANA Registry- Transform Type 1 - Encryption
        Algorithm Transform IDs. RFC 8221 - Cryptographic
        Algorithm Implementation Requirements and Usage
        Guidance for Encapsulating Security Payload (ESP)
        and Authentication Header (AH) and RFC 8247 -
        Algorithm Implementation Requirements and Usage
        Guidance for the Internet Key Exchange Protocol
        Version 2 (IKEv2).";
}

typedef integrity-algorithm-type {
    type uint32;
    description
        "The integrity algorithm is specified with a 32-bit
        number extracted from IANA Registry.
        The acceptable values MUST follow the requirement
        levels for encryption algorithms for ESP and IKEv2.";
    reference
        "IANA Registry- Transform Type 3 - Integrity
        Algorithm Transform IDs. RFC 8221 - Cryptographic
        Algorithm Implementation Requirements and Usage
        Guidance for Encapsulating Security Payload (ESP)
        and Authentication Header (AH) and RFC 8247 -
        Algorithm Implementation Requirements and Usage
        Guidance for the Internet Key Exchange Protocol
        Version 2 (IKEv2).";
}

typedef ipsec-mode {
```



```
    type enumeration {
        enum transport {
            description
                "IPsec transport mode. No Network Address
                Translation (NAT) support.";
        }
        enum tunnel {
            description "IPsec tunnel mode.";
        }
    }
    description
        "Type definition of IPsec mode: transport or
        tunnel.";
    reference
        "Section 3.2 in RFC 4301.";
}

typedef esp-encap {
    type enumeration {
        enum espintcp {
            description
                "ESP in TCP encapsulation.";
            reference
                "RFC 8229 - TCP Encapsulation of IKE and
                IPsec Packets.";
        }
        enum espintls {
            description
                "ESP in TCP encapsulation using TLS.";
            reference
                "RFC 8229 - TCP Encapsulation of IKE and
                IPsec Packets.";
        }
        enum espinudp {
            description
                "ESP in UDP encapsulation.";
            reference
                "RFC 3948 - UDP Encapsulation of IPsec ESP
                Packets.";
        }
        enum none {
            description
                "NOT ESP encapsulation.";
        }
    }
}
description
    "Types of ESP encapsulation when Network Address
    Translation (NAT) is present between two NSFs.";
```



```
reference
    "RFC 8229 - TCP Encapsulation of IKE and IPsec
    Packets and RFC 3948 - UDP Encapsulation of IPsec
    ESP Packets.";
}

typedef ipsec-protocol-parameters {
    type enumeration {
        enum esp { description "IPsec ESP protocol."; }
    }
    description
        "Only the Encapsulation Security Protocol (ESP) is
        supported but it could be extended in the future.";
    reference
        "RFC 4303- IP Encapsulating Security Payload
        (ESP).";
}

typedef lifetime-action {
    type enumeration {
        enum terminate-clear {
            description
                "Terminates the IPsec SA and allows the
                packets through.";
        }
        enum terminate-hold {
            description
                "Terminates the IPsec SA and drops the
                packets.";
        }
        enum replace {
            description
                "Replaces the IPsec SA with a new one:
                rekey. ";
        }
    }
    description
        "When the lifetime of an IPsec SA expires an action
        needs to be performed over the IPsec SA that
        reached the lifetime. There are three possible
        options: terminate-clear, terminate-hold and
        replace.";
    reference
        "Section 4.5 in RFC 4301.";
}

typedef ipsec-traffic-direction {
```





```
    type enumeration {
        enum inbound {
            description "Inbound traffic.";
        }
        enum outbound {
            description "Outbound traffic.";
        }
    }
    description
        "IPsec traffic direction is defined in two
        directions: inbound and outbound. From a NSF
        perspective inbound means the traffic that enters
        the NSF and outbound is the traffic that is sent
        from the NSF.";
    reference
        "Section 5 in RFC 4301.";
}

typedef ipsec-spd-action {
    type enumeration {
        enum protect {
            description
                "PROTECT the traffic with IPsec.";
        }
        enum bypass {
            description
                "BYPASS the traffic. The packet is forwarded
                without IPsec protection.";
        }
        enum discard {
            description
                "DISCARD the traffic. The IP packet is
                discarded.";
        }
    }
    description
        "The action when traffic matches an IPsec security
        policy. According to RFC 4301 there are three
        possible values: BYPASS, PROTECT AND DISCARD";
    reference
        "Section 4.4.1 in RFC 4301.";
}

typedef ipsec-inner-protocol {
    type union {
        type uint8;
        type enumeration {
            enum any {
```



```
        value 256;
        description
            "Any IP protocol number value.";
    }
}
}
default any;
description
    "IPsec protection can be applied to specific IP
    traffic and layer 4 traffic (TCP, UDP, SCTP, etc.)
    or ANY protocol in the IP packet payload. We
    specify the IP protocol number with an uint8 or
    ANY defining an enumerate with value 256 to
    indicate the protocol number.";
reference
    "Section 4.4.1.1 in RFC 4301.
    IANA Registry - Protocol Numbers.";
}

grouping encap {
    description
        "This group of nodes allows to define the type of
        encapsulation in case NAT traversal is
        required and port information.";
    leaf espencap {
        type esp-encap;
        description
            "ESP in TCP, ESP in UDP or ESP in TLS.";
    }
    leaf sport {
        type inet:port-number;
        default 4500;
        description
            "Encapsulation source port.";
    }
    leaf dport {
        type inet:port-number;
        default 4500;
        description
            "Encapsulation destination port.";
    }
}

leaf-list oaddr {
    type inet:ip-address;
    description
        "If required, this is the original address that
        was used before NAT was applied over the Packet.
        ";
}
```



```
    }
    reference
        "RFC 3947 and RFC 8229.";
}

grouping lifetime {
    description
        "Different lifetime values limited to an IPsec SA.";
    leaf time {
        type uint32;
        default 0;
        description
            "Time in seconds since the IPsec SA was added.
             For example, if this value is 180 seconds it
             means the IPsec SA expires in 180 seconds since
             it was added. The value 0 implies infinite.";
    }
    leaf bytes {
        type uint32;
        default 0;
        description
            "If the IPsec SA processes the number of bytes
             expressed in this leaf, the IPsec SA expires and
             should be rekeyed. The value 0 implies
             infinite.";
    }
    leaf packets {
        type uint32;
        default 0;
        description
            "If the IPsec SA processes the number of packets
             expressed in this leaf, the IPsec SA expires and
             should be rekeyed. The value 0 implies
             infinite.";
    }
    leaf idle {
        type uint32;
        default 0;
        description
            "When a NSF stores an IPsec SA, it
             consumes system resources. In an idle NSF this
             is a waste of resources. If the IPsec SA is idle
             during this number of seconds the IPsec SA
             should be removed. The value 0 implies
             infinite.";
    }
    reference
        "Section 4.4.2.1 in RFC 4301.";
}
```



```
}

grouping port-range {
  description
    "This grouping defines a port range, such as
    expressed in RFC 4301. For example: 1500 (Start
    Port Number)-1600 (End Port Number). A port range
    is used in the Traffic Selector.";

  leaf start {
    type inet:port-number;
    description
      "Start port number.";
  }
  leaf end {
    type inet:port-number;
    description
      "End port number.";
  }
  reference "Section 4.4.1.2 in RFC 4301";
}

grouping tunnel-grouping {
  description
    "The parameters required to define the IP tunnel
    endpoints when IPsec SA requires tunnel mode. The
    tunnel is defined by two endpoints: the local IP
    address and the remote IP address.";

  leaf local {
    type inet:ip-address;
    mandatory true;
    description
      "Local IP address' tunnel endpoint.";
  }
  leaf remote {
    type inet:ip-address;
    mandatory true;
    description
      "Remote IP address' tunnel endpoint.";
  }
  leaf df-bit {
    type enumeration {
      enum clear {
        description
          "Disable the DF (Don't Fragment) bit
          from the outer header. This is the
          default value.";
      }
    }
  }
}
```





```
    }
    enum set {
        description
            "Enable the DF bit in the outer header.";
    }
    enum copy {
        description
            "Copy the DF bit to the outer header.";
    }
}
default clear;
description
    "Allow configuring the DF bit when encapsulating
    tunnel mode IPsec traffic. RFC 4301 describes
    three options to handle the DF bit during
    tunnel encapsulation: clear, set and copy from
    the inner IP header.";
reference
    "Section 8.1 in RFC 4301.";
}
leaf bypass-dscp {
    type boolean;
    default true;
    description
        "If DSCP (Differentiated Services Code Point)
        values in the inner header have to be used to
        select one IPsec SA among several that match
        the traffic selectors for an outbound packet";
    reference
        "Section 4.4.2.1. in RFC 4301.";
}
leaf dscp-mapping {
    type yang:hex-string;
    description
        "DSCP values allowed for packets carried over
        this IPsec SA.";
    reference
        "Section 4.4.2.1. in RFC 4301.";
}
leaf ecn {
    type boolean;
    default false;
    description
        "Explicit Congestion Notification (ECN). If true
        copy CE bits to inner header.";
    reference
        "Section 5.2.1 and Annex C in RFC 4301.";
}
```



```
}

grouping selector-grouping {
  description
    "This grouping contains the definition of a Traffic
    Selector, which is used in the IPsec policies and
    IPsec SAs.";

  leaf local-subnet {
    type inet:ip-prefix;
    mandatory true;
    description
      "Local IP address subnet.";
  }
  leaf remote-subnet {
    type inet:ip-prefix;
    mandatory true;
    description
      "Remote IP address subnet.";
  }
  leaf inner-protocol {
    type ipsec-inner-protocol;
    default any;
    description
      "Inner Protocol that is going to be
      protected with IPsec.";
  }
  list local-ports {
    key "start end";
    uses port-range;
    description
      "List of local ports. When the inner
      protocol is ICMP this 16 bit value represents
      code and type.";
  }
  list remote-ports {
    key "start end";
    uses port-range;
    description
      "List of remote ports. When the upper layer
      protocol is ICMP this 16 bit value represents
      code and type.";
  }
  reference
    "Section 4.4.1.2 in RFC 4301";
}

grouping ipsec-policy-grouping {
```



```
description
    "Holds configuration information for an IPsec SPD
    entry.";

leaf anti-replay-window {
    type uint64;
    default 32;
    description
        "A 64-bit counter used to determine whether an
        inbound ESP packet is a replay.";
    reference
        "Section 4.4.2.1 in RFC 4301.";
}
container traffic-selector {
    description
        "Packets are selected for
        processing actions based on the IP and inner
        protocol header information, selectors,
        matched against entries in the SPD.";
    uses selector-grouping;
    reference
        "Section 4.4.4.1 in RFC 4301.";
}
container processing-info {
    description
        "SPD processing. If the required processing
        action is protect, it contains the required
        information to process the packet.";
    leaf action {
        type ipsec-spd-action;
        default discard;
        description
            "If bypass or discard, container
            ipsec-sa-cfg is empty.";
    }
    container ipsec-sa-cfg {
        when "../action = 'protect'";
        description
            "IPSec SA configuration included in the SPD
            entry.";
        leaf pfp-flag {
            type boolean;
            default false;
            description
                "Each selector has a Populate From
                Packet (PFP) flag. If asserted for a
                given selector X, the flag indicates
                that the IPSec SA to be created should
```



```
        take its value (local IP address,
        remote IP address, Next Layer
        Protocol, etc.) for X from the value
        in the packet. Otherwise, the IPsec SA
        should take its value(s) for X from
        the value(s) in the SPD entry.";
    }
    leaf ext-seq-num {
        type boolean;
        default false;
        description
            "True if this IPsec SA is using extended
            sequence numbers. True 64 bit counter,
            False 32 bit.";
    }
    leaf seq-overflow {
        type boolean;
        default false;
        description
            "The flag indicating whether
            overflow of the sequence number
            counter should prevent transmission
            of additional packets on the IPsec
            SA (false) and, therefore needs to
            be rekeyed, or whether rollover is
            permitted (true). If Authenticated
            Encryption with Associated Data
            (AEAD) is used this flag MUST BE
            false.";
    }
    leaf stateful-frag-check {
        type boolean;
        default false;
        description
            "Indicates whether (true) or not (false)
            stateful fragment checking applies to
            the IPsec SA to be created.";
    }
    leaf mode {
        type ipsec-mode;
        default transport;
        description
            "IPsec SA has to be processed in
            transport or tunnel mode.";
    }
    leaf protocol-parameters {
        type ipsec-protocol-parameters;
        default esp;
    }
}
```





```
        description
            "Security protocol of the IPsec SA:
            Only ESP is supported but it could be
            extended in the future.";
    }
    container esp-algorithms {
        when "../protocol-parameters = 'esp'";
        description
            "Configuration of Encapsulating
            Security Payload (ESP) parameters and
            algorithms.";
        leaf-list integrity {
            type integrity-algorithm-type;
            default 0;
            ordered-by user;
            description
                "Configuration of ESP authentication
                based on the specified integrity
                algorithm. With AEAD algorithms,
                the integrity node is not
                used.";
            reference
                "Section 3.2 in RFC 4303.";
        }
        leaf-list encryption {
            type encryption-algorithm-type;
            default 20;
            ordered-by user;
            description
                "Configuration of ESP encryption
                algorithms. The default value is
                20 (ENCR_AES_GCM_16).";
            reference
                "Section 3.2 in RFC 4303.";
        }
        leaf tfc-pad {
            type boolean;
            default false;
            description
                "If Traffic Flow Confidentiality
                (TFC) padding for ESP encryption
                can be used (true) or not (false)";
            reference
                "Section 2.7 in RFC 4303.";
        }
        reference
            "RFC 4303.";
    }
```



```
        container tunnel {
            when "../mode = 'tunnel'";
            uses tunnel-grouping;
            description
                "IPsec tunnel endpoints definition.";
        }
    }
    reference
        "Section 4.4.1.2 in RFC 4301";
}
container spd-mark {
    description
        "The Mark to set for the IPsec SA of this
        connection. This option is only available
        on linux NETKEY/XFRM kernels. It can be
        used with iptables to create custom
        iptables rules using CONNMARK. It can also
        be used with Virtual Tunnel Interfaces
        (VTI) to direct marked traffic to
        specific vtixX devices.";
    leaf mark {
        type uint32;
        default 0;
        description
            "Mark used to match XFRM policies and
            states.";
    }
    leaf mask {
        type yang:hex-string;
        default 00:00:00:00;
        description
            "Mask used to match XFRM policies and
            states.";
    }
}
}
}
}
<CODE ENDS>
```

## [Appendix B](#). [Appendix B](#): YANG model for IKE case

<CODE BEGINS> file "ietf-ipsec-ike@2019-07-07.yang"



```
module ietf-ipsec-ike {
  yang-version 1.1;
  namespace "urn:ietf:params:xml:ns:yang:ietf-ipsec-ike";
  prefix "ike";

  import ietf-inet-types { prefix inet; }
  import ietf-yang-types { prefix yang; }

  import ietf-crypto-types {
    prefix ct;
    reference
      "draft-ietf-netconf-crypto-types-09:
      Common YANG Data Types for Cryptography.";
  }

  import ietf-ipsec-common {
    prefix ic;
    reference
      "RFC XXXX: module ietf-ipsec-common, revision
      2019-07-07.";
  }

  import ietf-netconf-acm {
    prefix nacm;
    reference
      "RFC 8341: Network Configuration Access Control
      Model.";
  }

  organization "IETF I2NSF Working Group";

  contact
    "WG Web: <https://datatracker.ietf.org/wg/i2nsf/about/>
    WG List: <mailto:i2nsf@ietf.org>

    Author: Rafael Marin-Lopez
           <mailto:rafa@um.es>

    Author: Gabriel Lopez-Millan
           <mailto:gabilm@um.es>

    Author: Fernando Pereniguez-Garcia
           <mailto:fernando.pereniguez@ud.upct.es>";

  description
    "This module contains IPsec IKE case model for the SDN-based
```



IPsec flow protection service. An NSF will implement this module.

Copyright (c) 2019 IETF Trust and the persons identified as authors of the code. All rights reserved.

Redistribution and use in source and binary forms, with or without modification, is permitted pursuant to, and subject to the license terms contained in, the Simplified BSD License set forth in [Section 4.c](#) of the IETF Trust's Legal Provisions Relating to IETF Documents (<http://trustee.ietf.org/license-info>).

This version of this YANG module is part of RFC XXXX; see the RFC itself for full legal notices.

The key words 'MUST', 'MUST NOT', 'REQUIRED', 'SHALL', 'SHALL NOT', 'SHOULD', 'SHOULD NOT', 'RECOMMENDED', 'NOT RECOMMENDED', 'MAY', and 'OPTIONAL' in this document are to be interpreted as described in [BCP 14](#) ([RFC 2119](#)) ([RFC 8174](#)) when, and only when, they appear in all capitals, as shown here.";

```
revision "2019-07-07" {  
    description "Revision 5";  
    reference  
        "RFC XXXX: YANG model for IKE case."  
}
```

```
typedef ike-spi {  
    type uint64 { range "0..max"; }  
    description  
        "Security Parameter Index (SPI)'s IKE SA."  
    reference  
        "Section 2.6 in RFC 7296."  
}
```

```
typedef autostartup-type {  
    type enumeration {  
        enum add {  
            description  
                "IKE/IPsec configuration is only loaded into  
                IKE implementation but IKE/IPsec SA is not  
                started."  
        }  
        enum on-demand {  
            description
```





```
        "IKE/IPsec configuration is loaded
        into IKE implementation. The IPsec policies
        are transferred to the NSF's kernel but the
        IPsec SAs are not established immediately.
        The IKE implementation will negotiate the
        IPsec SAs when the NSF's kernel requests it
        (i.e. through an ACQUIRE notification).";
    }
    enum start {
        description "IKE/IPsec configuration is loaded
        and transferred to the NSF's kernel, and the
        IKEv2 based IPsec SAs are established
        immediately without waiting any packet.";
    }
}
description
    "Different policies to set IPsec SA configuration
    into NSF's kernel when IKEv2 implementation has
    started.";
}

typedef pfs-group {
    type uint32;
    description
        "DH groups for IKE and IPsec SA rekey.";
    reference
        "Section 3.3.2 in RFC 7296. Transform Type 4 -
        Diffie-Hellman Group Transform IDs in IANA Registry
        - Internet Key Exchange Version 2 (IKEv2)
        Parameters.";
}

typedef auth-protocol-type {
    type enumeration {
        enum ikev2 {
            value 2;
            description
                "IKEv2 authentication protocol. It is the
                only defined right now. An enum is used for
                further extensibility.";
        }
    }
}
description
    "IKE authentication protocol version specified in the
    Peer Authorization Database (PAD). It is defined as
    enumerate to allow new IKE versions in the
```



```
        future.";
    reference
        "RFC 7296.";
}

typedef auth-method-type {
    type enumeration {
        enum pre-shared {
            description
                "Select pre-shared key as the
                authentication method.";
            reference
                "RFC 7296.";
        }
        enum eap {
            description
                "Select EAP as the authentication method.";
            reference
                "RFC 7296.";
        }
        enum digital-signature {
            description
                "Select digital signature method.";
            reference
                "RFC 7296 and RFC 7427.";
        }
        enum null {
            description
                "Null authentication.";
            reference
                "RFC 7619.";
        }
    }
    description
        "Peer authentication method specified in the Peer
        Authorization Database (PAD).";
}

container ipsec-ike {
    description
        "IKE configuration for a NSF. It includes PAD
        parameters, IKE connections information and state
        data.";

    container pad {
        description
            "Configuration of Peer Authorization Database
```



(PAD). The PAD contains information about IKE peer (local and remote). Therefore, the Security Controller also stores authentication information for this NSF and can include several entries for the local NSF not only remote peers. Storing local and remote information makes possible to specify that this NSF with identity A will use some particular authentication with remote NSF with identity B and what are the authentication mechanisms allowed to B.";

```
list pad-entry {
  key "name";
  ordered-by user;
  description
    "Peer Authorization Database (PAD) entry. It
     is a list of PAD entries ordered by the
     Security Controller.";
  leaf name {
    type string;
    description
      "PAD unique name to identify this
       entry.";
  }
  choice identity {
    mandatory true;
    description
      "A particular IKE peer will be
       identified by one of these identities.
       This peer can be a remote peer or local
       peer (this NSF).";
    reference
      "Section 4.4.3.1 in RFC 4301";
    case ipv4-address{
      leaf ipv4-address {
        type inet:ipv4-address;
        description
          "Specifies the identity as a
           single four (4) octet IPv4
           addressExample: 10.10.10.10.";
      }
    }
    case ipv6-address{
      leaf ipv6-address {
        type inet:ipv6-address;
        description
          "Specifies the identity as a
           single sixteen (16) octet IPv6
```



```
        address. An example is
        2001:DB8:0:0:8:800:200C:417A.";
    }
}
case fqdn-string {
    leaf fqdn-string {
        type inet:domain-name;
        description
            "Specifies the identity as a
            Fully-QualifiedDomain Name
            (FQDN) string. An example is:
            example.com. The string MUST
            not contain any terminators
            (e.g., NULL, CR, etc.).";
    }
}
case rfc822-address-string {
    leaf rfc822-address-string {
        type string;
        description
            "Specifies the identity as a
            fully-qualified RFC822 email
            address string. An example is,
            jsmith@example.com. The string
            MUST not contain any
            terminators e.g., NULL, CR,
            etc.).";
        reference
            "RFC 822.";
    }
}
case dnx509 {
    leaf dnx509 {
        type string;
        description
            "Specifies the identity as a
            ASN.1 X.500 Distinguished
            Name. An example is
            C=US,O=Example
            Organisation,CN=John Smith.";
        reference
            "RFC 2247.";
    }
}
case gn509 {
    leaf gn509 {
        type string;
        description
```





```
        "ASN.1 X.509 GeneralName. RFC 3280.";
    }
}
case id-key {
    leaf id-key {
        type string;
        description
            "Opaque octet stream that may be
             used to pass vendor-specific
             information for proprietary
             types of identification.";
        reference
            "Section 3.5 in RFC 7296.";
    }
}
case id-null {
    leaf id-null {
        type empty;
        description
            "ID_NULL identification used
             when IKE identification payload
             is not used." ;
        reference
            "RFC 7619.";
    }
}
}
leaf auth-protocol {
    type auth-protocol-type;
    default ikev2;
    description
        "Only IKEv2 is supported right now but
         other authentication protocols may be
         supported in the future.";
}
container peer-authentication {
    description
        "This container allows the Security
         Controller to configure the
         authentication method (pre-shared key,
         eap, digital-signature, null) that
         will use a particular peer and the
         credentials, which will depend on the
         selected authentication method.";
    leaf auth-method {
        type auth-method-type;
        default pre-shared;
    }
}
```



```
        description
            "Type of authentication method
            (pre-shared, eap, digital signature,
            null).";
        reference
            "Section 2.15 in RFC 7296";
    }
    container eap-method {
        when "../auth-method = 'eap'";
        leaf eap-type {
            type uint8;
            mandatory true;
            description
                "EAP method type. This
                information provides the
                particular EAP method to be
                used. Depending on the EAP
                method, pre-shared keys or
                certificates may be used.";
        }
        description
            "EAP method description used when
            authentication method is 'eap'.";
        reference
            "Section 2.16 in RFC 7296";
    }
    container pre-shared {
        when
            "../auth-method[.='pre-shared' or
            .='eap']";
        leaf secret {
            nacm:default-deny-all;
            type yang:hex-string;
            description
                "Pre-shared secret value. The
                NSF has to prevent read access
                to this value for security
                reasons.";
        }
        description
            "Shared secret value for PSK or
            EAP method authentication based on
            PSK.";
    }
    container digital-signature {
        when
            "../auth-method[.='digital-signature'
            or .='eap']";
```



```
leaf ds-algorithm {
  type uint8;
  description
    "The digital signature
    algorithm is specified with a
    value extracted from the IANA
    Registry. Depending on the
    algorithm, the following leafs
    must contain information. For
    example if digital signature
    involves a certificate then leaf
    'cert-data' and 'private-key'
    will contain this information.";
  reference
    "IKEv2 Authentication Method -
    IANA Registry - Internet Key
    Exchange Version 2 (IKEv2)
    Parameters.";
}
```

```
choice public-key {
  mandatory true;
  leaf raw-public-key {
    type binary;
    description
      "A binary that contains the
      value of the public key. The
      interpretation of the content
      is defined by the digital
      signature algorithm. For
      example, an RSA key is
      represented as RSAPublicKey as
      defined in RFC 8017, and an
      Elliptic Curve Cryptography
      (ECC) key is represented
      using the 'publicKey'
      described in RFC 5915.";
    reference
      "RFC XXX: Common YANG Data
      Types for Cryptography.";
  }
  leaf cert-data {
    type ct:x509;
    description
      "X.509 certificate data -
      PEM4.";
    reference
      "RFC XXX: Common YANG Data
```



```
        Types for Cryptography.";
    }
    description
        "If the Security Controller
        knows that the NSF
        already owns a private key
        associated to this public key
        (the NSF generated the pair
        public key/private key out of
        band), it will only configure
        one of the leaf of this
        choice. The NSF, based on
        the public key value can know
        the private key to be used.";
}
leaf private-key {
    nacm:default-deny-all;
    type binary;
    description
        "A binary that contains the
        value of the private key. The
        interpretation of the content
        is defined by the digital
        signature algorithm. For
        example, an RSA key is
        represented as RSAPrivateKey as
        defined in RFC 8017, and an
        Elliptic Curve Cryptography
        (ECC) key is represented as
        ECPrivateKey as defined in RFC
        5915.";
    reference
        "RFC XXX: Common YANG Data
        Types for Cryptography.";
}
leaf-list ca-data {
    type ct:x509;
    description
        "List of trusted Certification
        Authorities (CA) certificates
        encoded using ASN.1
        distinguished encoding rules
        (DER).";
    reference
        "RFC XXX: Common YANG Data
        Types for Cryptography.";
}
leaf crl-data {
```





```
        type ct:crl;
        description
            "A CertificateList structure, as
            specified in RFC 5280,
            encoded using ASN.1
            distinguished encoding rules
            (DER), as specified in ITU-T
            X.690.";
        reference
            "RFC XXX: Common YANG Data Types
            for Cryptography.";
    }
    leaf crl-uri {
        type inet:uri;
        description
            "X.509 CRL certificate URI.";
    }
    leaf oscp-uri {
        type inet:uri;
        description
            "OCSP URI.";
    }
    description
        "Digital Signature container.";

    } /*container digital-signature*/
} /*container peer-authentication*/
}

list conn-entry {
    key "name";
    description
        "IKE peer connection information. This list
        contains the IKE connection for this peer
        with other peers. This will be translated in
        real time by IKE Security Associations
        established with these nodes.";
    leaf name {
        type string;
        mandatory true;
        description
            "Identifier for this connection
            entry.";
    }
    leaf autostartup {
        type autostartup-type;
        default add;
    }
}
```



```
        description
            "By-default: Only add configuration
            without starting the security
            association.";
    }
    leaf initial-contact {
        type boolean;
        default false;
        description
            "The goal of this value is to deactivate the
            usage of INITIAL_CONTACT notification
            (true). If this flag remains to false it
            means the usage of the INITIAL_CONTACT
            notification will depend on the IKEv2
            implementation.";
    }
    leaf version {
        type auth-protocol-type;
        default ikev2;
        description
            "IKE version. Only version 2 is supported
            so far.";
    }
    leaf fragmentation {
        type boolean;
        default false;
        description
            "Whether or not to enable IKE
            fragmentation as per RFC 7383 (true or
            false).";
        reference
            "RFC 7383.";
    }
    container ike-sa-lifetime-soft {
        description
            "IKE SA lifetime soft. Two lifetime values
            can be configured: either rekey time of the
            IKE SA or reauth time of the IKE SA. When
            the rekey lifetime expires a rekey of the
            IKE SA starts. When reauth lifetime
            expires a IKE SA reauthentication starts.";
        leaf rekey-time {
            type uint32;
            default 0;
            description
                "Time in seconds between each IKE SA
                rekey. The value 0 means infinite.";
        }
    }
}
```



```
    leaf reauth-time {
        type uint32;
        default 0;
        description
            "Time in seconds between each IKE SA
            reauthentication. The value 0 means
            infinite.";
    }
    reference
        "Section 2.8 in RFC 7296";
}
container ike-sa-lifetime-hard {
    description
        "Hard IKE SA lifetime. When this
        time is reached the IKE SA is removed.";
    leaf over-time {
        type uint32;
        default 0;
        description
            "Time in seconds before the IKE SA is
            removed. The value 0 means infinite.";
    }
    reference
        "RFC 7296";
}
leaf-list authalg {
    type ic:integrity-algorithm-type;
    default 12;
    ordered-by user;
    description
        "Authentication algorithm for establishing
        the IKE SA. This list is ordered following
        from the higher priority to lower priority.
        First node of the list will be the algorithm
        with higher priority. If this list is empty
        the default integrity algorithm value assumed
        is NONE.";
}
leaf-list encalg {
    type ic:encryption-algorithm-type;
    default 12;
    ordered-by user;
    description
        "Encryption or AEAD algorithm for the IKE
        SAs. This list is ordered following
        from the higher priority to lower priority.
        First node of the list will be the algorithm
        with higher priority. If this list is empty
```



```
        the default encryption value assumed is
        NULL.";
    }
    leaf dh-group {
        type pfs-group;
        default 14;
        description
            "Group number for Diffie-Hellman
            Exponentiation used during IKE_SA_INIT
            for the IKE SA key exchange.";
    }
    leaf half-open-ike-sa-timer {
        type uint32;
        description
            "Set the half-open IKE SA timeout
            duration.";
        reference
            "Section 2 in RFC 7296.";
    }

    leaf half-open-ike-sa-cookie-threshold {
        type uint32;
        description
            "Number of half-open IKE SAs that activate
            the cookie mechanism." ;
        reference
            "Section 2.6 in RFC 7296.";
    }

    container local {
        leaf local-pad-entry-name {
            type string;
            description
                "Local peer authentication information.
                This node points to a specific entry in
                the PAD where the authorization
                information about this particular local
                peer is stored. It MUST match a
                pad-entry-name.";
        }
        description
            "Local peer authentication information.";
    }

    container remote {
        leaf remote-pad-entry-name {
            type string;
            description
                "Remote peer authentication information.
                This node points to a specific entry in
```





```
        the PAD where the authorization
        information about this particular
        remote peer is stored. It MUST match a
        pad-entry-name.";
    }
    description
        "Remote peer authentication information.";
}
container encapsulation-type
{
    uses ic:encap;
    description
        "This container carries configuration
        information about the source and destination
        ports of encapsulation that IKE should use
        and the type of encapsulation that
        should use when NAT traversal is required.
        However, this is just a best effort since
        the IKE implementation may need to use a
        different encapsulation as
        described in RFC 8229.";
    reference
        "RFC 8229.";
}
container spd {
    description
        "Configuration of the Security Policy
        Database (SPD). This main information is
        placed in the grouping
        ipsec-policy-grouping.";
    list spd-entry {
        key "name";
        ordered-by user;
        leaf name {
            type string;
            mandatory true;
            description
                "SPD entry unique name to identify
                the IPsec policy.";
        }
        container ipsec-policy-config {
            description
                "This container carries the
                configuration of a IPsec policy.";
            uses ic:ipsec-policy-grouping;
        }
    }
    description
        "List of entries which will constitute
```



```
        the representation of the SPD. Since we
        have IKE in this case, it is only
        required to send a IPsec policy from
        this NSF where 'local' is this NSF and
        remote the other NSF. The IKE
        implementation will install IPsec
        policies in the NSF's kernel in both
        directions (inbound and outbound) and
        their corresponding IPsec SAs based on
        the information in this SPD entry.";
    }
    reference
        "Section 2.9 in RFC 7296.";
}
container child-sa-info {
    leaf-list pfs-groups {
        type pfs-group;
        default 0;
        ordered-by user;
        description
            "If non-zero, it is required perfect
            forward secrecy when requesting new
            IPsec SA. The non-zero value is
            the required group number. This list is
            ordered following from the higher
            priority to lower priority. First node
            of the list will be the algorithm
            with higher priority.";
    }
    container child-sa-lifetime-soft {
        description
            "Soft IPsec SA lifetime soft.
            After the lifetime the action is
            defined in this container
            in the leaf action.";
        uses ic:lifetime;
        leaf action {
            type ic:lifetime-action;
            default replace;
            description
                "When the lifetime of an IPsec SA
                expires an action needs to be
                performed over the IPsec SA that
                reached the lifetime. There are
                three possible options:
                terminate-clear, terminate-hold and
                replace.";
        }
        reference
```



["Section 4.5 in RFC 4301"](#) and [Section 2.8 in RFC 7296](#).";

---

```
    }
  }
  container child-sa-lifetime-hard {
    description
      "IPsec SA lifetime hard. The action will
       be to terminate the IPsec SA.";
    uses ic:lifetime;
    reference
      "Section 2.8 in RFC 7296.";
  }
  description
    "Specific information for IPsec SAs
     SAs. It includes PFS group and IPsec SAs
     rekey lifetimes.";
}
container state {
  config false;

  leaf initiator {
    type boolean;
    description
      "It is acting as initiator for this
       connection.";
  }
  leaf initiator-ikesa-spi {
    type ike-spi;
    description
      "Initiator's IKE SA SPI.";
  }
  leaf responder-ikesa-spi {
    type ike-spi;
    description
      "Responder's IKE SA SPI.";
  }
  leaf nat-local {
    type boolean;
    description
      "True, if local endpoint is behind a
       NAT.";
  }
  leaf nat-remote {
    type boolean;
    description
      "True, if remote endpoint is behind
       a NAT.";
  }
}
```



```
    container encapsulation-type
    {
        uses ic:encap;
        description
            "This container provides information
            about the source and destination
            ports of encapsulation that IKE is
            using, and the type of encapsulation
            when NAT traversal is required.";
        reference
            "RFC 8229.";
    }
    leaf established {
        type uint64;
        description
            "Seconds since this IKE SA has been
            established.";
    }
    leaf current-rekey-time {
        type uint64;
        description
            "Seconds before IKE SA must be rekeyed.";
    }
    leaf current-reauth-time {
        type uint64;
        description
            "Seconds before IKE SA must be
            re-authenticated.";
    }
    description
        "IKE state data for a particular
        connection.";
    } /* ike-sa-state */
} /* ike-conn-entries */

container number-ike-sas {
    config false;
    leaf total {
        type uint64;
        description
            "Total number of active IKE SAs.";
    }
    leaf half-open {
        type uint64;
        description
            "Number of half-open active IKE SAs.";
    }
    leaf half-open-cookies {
```





```
        type uint64;
        description
            "Number of half open active IKE SAs with
             cookie activated.";
    }
    description
        "General information about the IKE SAs. In
         particular, it provides the current number of
         IKE SAs.";
    }
} /* container ipsec-ike */
}
```

<CODE ENDS>

#### [Appendix C](#). [Appendix C](#): YANG model for IKE-less case

<CODE BEGINS> file "ietf-ipsec-ikeless@2019-07-07.yang"

```
module ietf-ipsec-ikeless {

    yang-version 1.1;
    namespace "urn:ietf:params:xml:ns:yang:ietf-ipsec-ikeless";

    prefix "ikeless";

    import ietf-yang-types { prefix yang; }

    import ietf-ipsec-common {
        prefix ic;
        reference
            "Common Data model for SDN-based IPsec
             configuration.";
    }

    import ietf-netconf-acm {
        prefix nacm;
        reference
            "RFC 8341: Network Configuration Access Control
             Model.";
    }
}
```



organization "IETF I2NSF Working Group";

contact

"WG Web: <<https://datatracker.ietf.org/wg/i2nsf/about/>>

WG List: <<mailto:i2nsf@ietf.org>>

Author: Rafael Marin-Lopez  
<<mailto:rafa@um.es>>

Author: Gabriel Lopez-Millan  
<<mailto:gabilm@um.es>>

Author: Fernando Pereniguez-Garcia  
<<mailto:fernando.pereniguez@tud.upct.es>>

";

description

"Data model for IKE-less case in the SDN-base IPsec flow protection service.

Copyright (c) 2019 IETF Trust and the persons identified as authors of the code. All rights reserved. Redistribution and use in source and binary forms, with or without modification, is permitted pursuant to, and subject to the license terms contained in, the Simplified BSD License set forth in [Section 4.c](#) of the IETF Trust's Legal Provisions Relating to IETF Documents (<https://trustee.ietf.org/license-info>).

This version of this YANG module is part of RFC XXXX;; see the RFC itself for full legal notices.

The key words 'MUST', 'MUST NOT', 'REQUIRED', 'SHALL', 'SHALL NOT', 'SHOULD', 'SHOULD NOT', 'RECOMMENDED', 'NOT RECOMMENDED', 'MAY', and 'OPTIONAL' in this document are to be interpreted as described in [BCP 14](#) ([RFC 2119](#)) ([RFC 8174](#)) when, and only when, they appear in all capitals, as shown here.";

```
revision "2019-07-07" {  
    description "Revision 05";  
    reference "RFC XXXX: YANG model for IKE case.";  
}
```

```
container ipsec-ikeless {  
    description
```



```
"Container for configuration of the IKE-less
case. The container contains two additional
containers: 'spd' and 'sad'. The first allows the
Security Controller to configure IPsec policies in
the Security Policy Database SPD, and the second
allows to configure IPsec Security Associations
(IPsec SAs) in the Security Association Database
(SAD).";
reference "RFC 4301";
container spd {
  description
    "Configuration of the Security Policy Database
    (SPD).";
  reference "Section 4.4.1.2 in RFC 4301";

  list spd-entry {
    key "name";
    ordered-by user;
    leaf name {
      type string;
      mandatory true;
      description
        "SPD entry unique name to identify this
        entry.";
    }
    leaf direction {
      type ic:ipsec-traffic-direction;
      description
        "Inbound traffic or outbound
        traffic. In the IKE-less case the
        Security Controller needs to
        specify the policy direction to be
        applied in the NSF. In the IKE case
        this direction does not need to be
        specified since IKE
        will determine the direction that
        IPsec policy will require.";
    }
  }
  leaf reqid {
    type uint64;
    default 0;
    description
      "This value allows to link this
      IPsec policy with IPsec SAs with the
      same reqid. It is only required in
      the IKE-less model since, in the IKE
      case this link is handled internally
      by IKE.";
```



```
    }

    container ipsec-policy-config {
        description
            "This container carries the
            configuration of a IPsec policy.";
        uses ic:ipsec-policy-grouping;
    }
    description
        "The SPD is represented as a list of SPD
        entries, where each SPD entry represents an
        IPsec policy.";
    } /*list spd-entry*/
} /*container spd*/

container sad {
    description
        "Configuration of the IPsec Security Association
        Database (SAD)";
    reference "Section 4.4.2.1 in RFC 4301";
    list sad-entry {
        key "name";
        ordered-by user;
        leaf name {
            type string;
            description
                "SAD entry unique name to identify this
                entry.";
        }
        leaf reqid {
            type uint64;
            default 0;
            description
                "This value allows to link this
                IPsec SA with an IPsec policy with
                the same reqid.";
        }
    }

    container ipsec-sa-config {
        description
            "This container allows configuring
            details of an IPsec SA.";
        leaf spi {
            type uint32 { range "0..max"; }
            mandatory true;
            description
                "Security Parameter Index (SPI)'s
                IPsec SA.";
        }
    }
}
```





```
}
leaf ext-seq-num {
    type boolean;
    default true;
    description
        "True if this IPsec SA is using
        extended sequence numbers. True 64
        bit counter, FALSE 32 bit.";
}
leaf seq-number-counter {
    type uint64;
    default 0;
    description
        "A 64-bit counter when this IPsec
        SA is using Extended Sequence
        Number or 32-bit counter when it
        is not. It used to generate the
        initial Sequence Number field
        in ESP headers.";
}
leaf seq-overflow {
    type boolean;
    default false;
    description
        "The flag indicating whether
        overflow of the sequence number
        counter should prevent transmission
        of additional packets on the IPsec
        SA (false) and, therefore needs to
        be rekeyed, or whether rollover is
        permitted (true). If Authenticated
        Encryption with Associated Data
        (AEAD) is used this flag MUST BE
        false.";
}
leaf anti-replay-window {
    type uint32;
    default 32;
    description
        "A 32-bit counter and a bit-map (or
        equivalent) used to determine
        whether an inbound ESP packet is a
        replay. If set to 0 no anti-replay
        mechanism is performed.";
}
container traffic-selector {
    uses ic:selector-grouping;
    description
```



```
        "The IPsec SA traffic selector.";
    }
    leaf protocol-parameters {
        type ic:ipsec-protocol-parameters;
        default esp;
        description
            "Security protocol of IPsec SA: Only
            ESP so far.";
    }
    leaf mode {
        type ic:ipsec-mode;
        description
            "Tunnel or transport mode.";
    }
    container esp-sa {
        when "../protocol-parameters =
        'esp'";
        description
            "In case the IPsec SA is
            Encapsulation Security Payload
            (ESP), it is required to specify
            encryption and integrity
            algorithms, and key material.";

        container encryption {
            description
                "Configuration of encryption or
                AEAD algorithm for IPSec
                Encapsulation Security Payload
                (ESP).";

            leaf encryption-algorithm {
                type ic:encryption-algorithm-type;
                description
                    "Configuration of ESP
                    encryption. With AEAD
                    algorithms, the integrity
                    node is not used.";
            }
        }

        leaf key {
            nacm:default-deny-all;
            type yang:hex-string;
            description
                "ESP encryption key value.";
        }
        leaf iv {
            nacm:default-deny-all;
```



```
        type yang:hex-string;
        description
            "ESP encryption IV value.";
    }
}
container integrity {
    description
        "Configuration of integrity for
        IPsec Encapsulation Security
        Payload (ESP). This container
        allows to configure integrity
        algorithm when no AEAD
        algorithms are used, and
        integrity is required.";
    leaf integrity-algorithm {
        type ic:integrity-algorithm-type;
        description
            "Message Authentication Code
            (MAC) algorithm to provide
            integrity in ESP.";
    }
    leaf key {
        nacm:default-deny-all;
        type yang:hex-string;
        description
            "ESP integrity key value.";
    }
}
} /*container esp-sa*/

container sa-lifetime-hard {
    description
        "IPsec SA hard lifetime. The action
        associated is terminate and
        hold.";
    uses ic:lifetime;
}
container sa-lifetime-soft {
    description
        "IPsec SA soft lifetime.";
    uses ic:lifetime;
    leaf action {
        type ic:lifetime-action;
        description
            "Action lifetime:
            terminate-clear,
            terminate-hold or replace.";
    }
}
```



```
    }
    container tunnel {
        when "../mode = 'tunnel'";
        uses ic:tunnel-grouping;
        description
            "Endpoints of the IPsec tunnel.";
    }
    container encapsulation-type
    {
        uses ic:encap;
        description
            "This container carries
            configuration information about
            the source and destination ports
            which will be used for ESP
            encapsulation that ESP packets the
            type of encapsulation when NAT
            traversal is in place.";
    }
} /*ipsec-sa-config*/

container ipsec-sa-state {
    config false;
    description
        "Container describing IPsec SA state
        data.";
    container sa-lifetime-current {
        uses ic:lifetime;
        description
            "SAD lifetime current.";
    }
    container replay-stats {
        description
            "State data about the anti-replay
            window.";
        leaf replay-window {
            type uint64;
            description
                "Current state of the replay
                window.";
        }
        leaf packet-dropped {
            type uint64;
            description
                "Packets detected out of the
                replay window and dropped
                because they are replay
                packets.";
        }
    }
}
```





```
    }
    leaf failed {
        type uint32;
        description
            "Number of packets detected out
            of the replay window.";
    }
    leaf seq-number-counter {
        type uint64;
        description
            "A 64-bit counter when this
            IPsec SA is using Extended
            Sequence Number or 32-bit
            counter when it is not.
            Current value of sequence
            number.";
    }
} /* container replay-stats*/
} /*ipsec-sa-state*/

description
    "List of SAD entries that conforms the SAD.";
} /*list sad-entry*/
} /*container sad*/
}/*container ipsec-ikeless*/

/* Notifications */
notification sadb-acquire {
    description
        "An IPsec SA is required. The traffic-selector
        container contains information about the IP packet
        that triggers the acquire notification.";
    leaf ipsec-policy-name {
        type string;
        mandatory true;
        description
            "It contains the SPD entry name (unique) of
            the IPsec policy that hits the IP packet
            required IPsec SA. It is assumed the
            Security Controller will have a copy of the
            information of this policy so it can
            extract all the information with this
            unique identifier. The type of IPsec SA is
            defined in the policy so the Security
            Controller can also know the type of IPsec
            SA that must be generated.";
    }
}
container traffic-selector {
```



```
        description
            "The IP packet that triggered the acquire
            and requires an IPsec SA. Specifically it
            will contain the IP source/mask and IP
            destination/mask; protocol (udp, tcp,
            etc...); and source and destination
            ports.";
        uses ic:selector-grouping;
    }
}

notification sadb-expire {
    description "An IPsec SA expiration (soft or hard).";
    leaf ipsec-sa-name {
        type string;
        mandatory true;
        description
            "It contains the SAD entry name (unique) of
            the IPsec SA that has expired. It is assumed
            the Security Controller will have a copy of the
            IPsec SA information (except the cryptographic
            material and state data) indexed by this name
            (unique identifier) so it can know all the
            information (crypto algorithms, etc.) about
            the IPsec SA that has expired in order to
            perform a rekey (soft lifetime) or delete it
            (hard lifetime) with this unique identifier.";
    }
    leaf soft-lifetime-expire {
        type boolean;
        default true;
        description
            "If this value is true the lifetime expired is
            soft. If it is false is hard.";
    }
    container lifetime-current {
        description
            "IPsec SA current lifetime. If
            soft-lifetime-expired is true this container is
            set with the lifetime information about current
            soft lifetime.";
        uses ic:lifetime;
    }
}

notification sadb-seq-overflow {
    description "Sequence overflow notification.";
    leaf ipsec-sa-name {
        type string;
```



```
        mandatory true;
        description
            "It contains the SAD entry name (unique) of
            the IPsec SA that is about to have sequence
            number overflow and rollover is not permitted.
            It is assumed the Security Controller will have
            a copy of the IPsec SA information (except the
            cryptographic material and state data) indexed
            by this name (unique identifier) so the it can
            know all the information (crypto algorithms,
            etc.) about the IPsec SA that has expired in
            order to perform a rekey of the IPsec SA.";
    }
}
notification sadb-bad-spi {
    description
        "Notify when the NSF receives a packet with an
        incorrect SPI (i.e. not present in the SAD).";
    leaf spi {
        type uint32 { range "0..max"; }
        mandatory true;
        description
            "SPI number contained in the erroneous IPsec
            packet.";
    }
}
}/*module ietf-ipsec*/

<CODE ENDS>
```

**Appendix D. Example of IKE case, tunnel mode (gateway-to-gateway) with X.509 certificate authentication.**

This example shows a XML configuration file sent by the Security Controller to establish a IPsec Security Association between two NSFs in tunnel mode (gateway-to-gateway) with ESP, and authentication based on X.509 certificates using IKEv2.



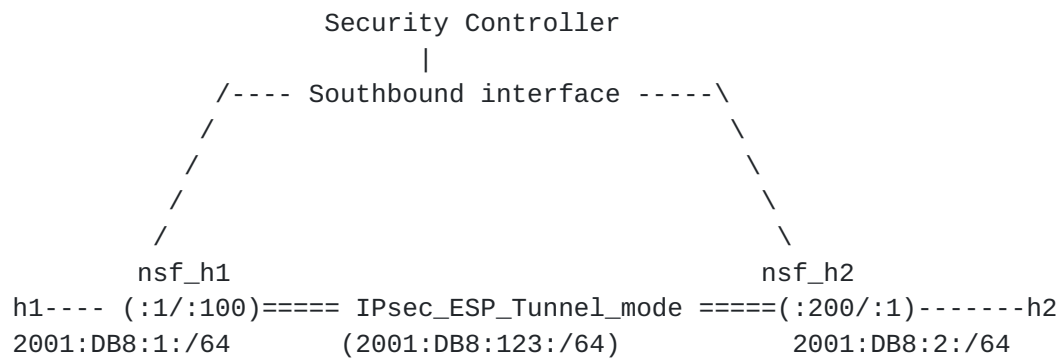


Figure 7: IKE case, tunnel mode , X.509 certicate authentication.

```
<ipsec-ike xmlns="urn:ietf:params:xml:ns:yang:ietf-ipsec-ike"
xmlns:nc="urn:ietf:params:xml:ns:netconf:base:1.0">
  <pad>
    <pad-entry>
      <name>nsf_h1_pad</name>
      <ipv6-address>2001:DB8:123::100</ipv6-address>
      <peer-authentication>
        <auth-method>digital-signature</auth-method>
        <digital-signature>
          <cert-data>base64encodedvalue==</cert-data>
          <private-key>base64encodedvalue==</private-key>
          <ca-data>base64encodedvalue==</ca-data>
        </digital-signature>
      </peer-authentication>
    </pad-entry>
    <pad-entry>
      <name>nsf_h2_pad</name>
      <ipv6-address>2001:DB8:123::200</ipv6-address>
      <auth-protocol>ikev2</auth-protocol>
      <peer-authentication>
        <auth-method>digital-signature</auth-method>
        <digital-signature>
          <!-- RSA Digital Signature -->
          <ds-algorithm>1</ds-algorithm>
          <cert-data>base64encodedvalue==</cert-data>
          <ca-data>base64encodedvalue==</ca-data>
        </digital-signature>
      </peer-authentication>
    </pad-entry>
  </pad>
  <conn-entry>
    <name>nsf_h1-nsf_h2</name>
    <autostartup>start</autostartup>
    <version>ikev2</version>
```





```
<initial-contact>false</initial-contact>
<fragmentation>true</fragmentation>
<ike-sa-lifetime-soft>
  <rekey-time>60</rekey-time>
  <reauth-time>120</reauth-time>
</ike-sa-lifetime-soft>
<ike-sa-lifetime-hard>
  <over-time>3600</over-time>
</ike-sa-lifetime-hard>
<authalg>7</authalg>
<!--AUTH_HMAC_SHA1_160-->
<encalg>3</encalg>
<!--ENCR_3DES -->
<dh-group>18</dh-group>
<!--8192-bit MODP Group-->
<half-open-ike-sa-timer>30</half-open-ike-sa-timer>
<half-open-ike-sa-cookie-threshold>15</half-open-ike-sa-cookie-threshold>
<local>
  <local-pad-entry-name>nsf_h1_pad</local-pad-entry-name>
</local>
<remote>
  <remote-pad-entry-name>nsf_h2_pad</remote-pad-entry-name>
</remote>
<spd>
  <spd-entry>
    <name>nsf_h1-nsf_h2</name>
    <ipsec-policy-config>
      <anti-replay-window>32</anti-replay-window>
      <traffic-selector>
        <local-subnet>2001:DB8:1::0/64</local-subnet>
        <remote-subnet>2001:DB8:2::0/64</remote-subnet>
        <inner-protocol>any</inner-protocol>
        <local-ports>
          <start>0</start>
          <end>0</end>
        </local-ports>
        <remote-ports>
          <start>0</start>
          <end>0</end>
        </remote-ports>
      </traffic-selector>
      <processing-info>
        <action>protect</action>
      </processing-info>
      <ipsec-sa-cfg>
        <pfp-flag>false</pfp-flag>
        <ext-seq-num>true</ext-seq-num>
        <seq-overflow>false</seq-overflow>
        <stateful-frag-check>false</stateful-frag-check>
```



```
<mode>tunnel</mode>
<protocol-parameters>esp</protocol-parameters>
<esp-algorithms>
  <!-- AUTH_HMAC_SHA1_96 -->
  <integrity>2</integrity>
  <!-- ENCR_AES_CBC -->
  <encryption>12</encryption>
  <tfc-pad>false</tfc-pad>
</esp-algorithms>
<tunnel>
  <local>2001:DB8:123::100</local>
  <remote>2001:DB8:123::200</remote>
  <df-bit>clear</df-bit>
  <bypass-dscp>true</bypass-dscp>
  <ecn>false</ecn>
</tunnel>
</ipsec-sa-cfg>
</processing-info>
</ipsec-policy-config>
</spd-entry>
</spd>
<child-sa-info>
  <!-- 8192-bit MODP Group -->
  <pfs-groups>18</pfs-groups>
  <child-sa-lifetime-soft>
    <bytes>10000000</bytes>
    <packets>1000</packets>
    <time>30</time>
    <idle>60</idle>
    <action>replace</action>
  </child-sa-lifetime-soft>
  <child-sa-lifetime-hard>
    <bytes>20000000</bytes>
    <packets>2000</packets>
    <time>60</time>
    <idle>120</idle>
  </child-sa-lifetime-hard>
</child-sa-info>
</conn-entry>
</ipsec-ike>
```

#### [Appendix E](#). Example of IKE-less case, transport mode (host-to-host).

This example shows a XML configuration file sent by the Security Controller to establish a IPsec Security association between two NSFs in transport mode (host-to-host) with ESP.



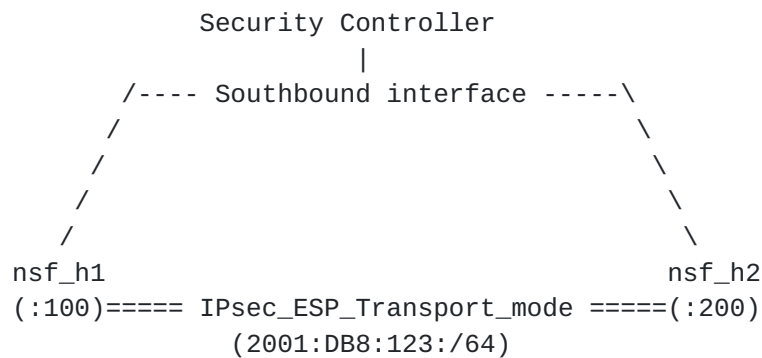


Figure 8: IKE-less case, transport mode.

```

<ipsec-ikeless
  xmlns="urn:ietf:params:xml:ns:yang:ietf-ipsec-ikeless"
  xmlns:nc="urn:ietf:params:xml:ns:netconf:base:1.0">
  <spd>
    <spd-entry>
      <name>
        in/trans/2001:DB8:123::200/2001:DB8:123::100
      </name>
      <direction>inbound</direction>
      <reqid>1</reqid>
      <ipsec-policy-config>
        <traffic-selector>
          <local-subnet>2001:DB8:123::200/128</local-subnet>
          <remote-subnet>2001:DB8:123::100/128</remote-subnet>
          <inner-protocol>any</inner-protocol>
          <local-ports>
            <start>0</start>
            <end>0</end>
          </local-ports>
          <remote-ports>
            <start>0</start>
            <end>0</end>
          </remote-ports>
        </traffic-selector>
        <processing-info>
          <action>protect</action>
          <ipsec-sa-cfg>
            <ext-seq-num>true</ext-seq-num>
            <seq-overflow>true</seq-overflow>
            <mode>transport</mode>
            <protocol-parameters>esp</protocol-parameters>
            <esp-algorithms>
              <!--AUTH_HMAC_SHA1_96-->
              <integrity>2</integrity>
            </esp-algorithms>
          </ipsec-sa-cfg>
        </processing-info>
      </ipsec-policy-config>
    </spd-entry>
  </spd>
</ipsec-ikeless>

```



```
        <!-- ENCR_AES_CBC -->
        <encryption>12</encryption>
    </esp-algorithms>
</ipsec-sa-cfg>
</processing-info>
</ipsec-policy-config>
</spd-entry>
<spd-entry>
    <name>out/trans/2001:DB8:123::100/2001:DB8:123::200</name>
    <direction>outbound</direction>
    <reqid>1</reqid>
    <ipsec-policy-config>
        <traffic-selector>
            <local-subnet>2001:DB8:123::100/128</local-subnet>
            <remote-subnet>2001:DB8:123::200/128</remote-subnet>
            <inner-protocol>any</inner-protocol>
            <local-ports>
                <start>0</start>
                <end>0</end>
            </local-ports>
            <remote-ports>
                <start>0</start>
                <end>0</end>
            </remote-ports>
        </traffic-selector>
        <processing-info>
            <action>protect</action>
        </processing-info>
        <ipsec-sa-cfg>
            <ext-seq-num>true</ext-seq-num>
            <seq-overflow>true</seq-overflow>
            <mode>transport</mode>
            <protocol-parameters>esp</protocol-parameters>
            <esp-algorithms>
                <!-- AUTH_HMAC_SHA1_96 -->
                <integrity>2</integrity>
                <!-- ENCR_AES_CBC -->
                <encryption>12</encryption>
            </esp-algorithms>
        </ipsec-sa-cfg>
    </ipsec-policy-config>
</spd-entry>
</spd>
<sad>
    <sad-entry>
        <name>out/trans/2001:DB8:123::100/2001:DB8:123::200</name>
        <reqid>1</reqid>
        <ipsec-sa-config>
```





```
<spi>34501</spi>
<ext-seq-num>true</ext-seq-num>
<seq-number-counter>100</seq-number-counter>
<seq-overflow>true</seq-overflow>
<anti-replay-window>32</anti-replay-window>
<traffic-selector>
  <local-subnet>2001:DB8:123::100/128</local-subnet>
  <remote-subnet>2001:DB8:123::200/128</remote-subnet>
  <inner-protocol>any</inner-protocol>
  <local-ports>
    <start>0</start>
    <end>0</end>
  </local-ports>
  <remote-ports>
    <start>0</start>
    <end>0</end>
  </remote-ports>
</traffic-selector>
<protocol-parameters>esp</protocol-parameters>
<mode>transport</mode>
<esp-sa>
  <encryption>
    <!-- //ENCR_AES_CBC -->
    <encryption-algorithm>12</encryption-algorithm>
    <key>01:23:45:67:89:AB:CE:DF</key>
    <iv>01:23:45:67:89:AB:CE:DF</iv>
  </encryption>
  <integrity>
    <!-- //AUTH_HMAC_SHA1_96 -->
    <integrity-algorithm>2</integrity-algorithm>
    <key>01:23:45:67:89:AB:CE:DF</key>
  </integrity>
</esp-sa>
</ipsec-sa-config>
</sad-entry>
<sad-entry>
  <name>in/trans/2001:DB8:123::200/2001:DB8:123::100</name>
  <reqid>1</reqid>
  <ipsec-sa-config>
    <spi>34502</spi>
    <ext-seq-num>true</ext-seq-num>
    <seq-number-counter>100</seq-number-counter>
    <seq-overflow>true</seq-overflow>
    <anti-replay-window>32</anti-replay-window>
    <traffic-selector>
      <local-subnet>2001:DB8:123::200/128</local-subnet>
      <remote-subnet>2001:DB8:123::100/128</remote-subnet>
      <inner-protocol>any</inner-protocol>
```



```

    <local-ports>
      <start>0</start>
      <end>0</end>
    </local-ports>
    <remote-ports>
      <start>0</start>
      <end>0</end>
    </remote-ports>
  </traffic-selector>
  <protocol-parameters>esp</protocol-parameters>
  <mode>transport</mode>
  <esp-sa>
    <encryption>
      <!-- //ENCR_AES_CBC -->
      <encryption-algorithm>12</encryption-algorithm>
      <key>01:23:45:67:89:AB:CE:DF</key>
      <iv>01:23:45:67:89:AB:CE:DF</iv>
    </encryption>
    <integrity>
      <!-- //AUTH_HMAC_SHA1_96 -->
      <integrity-algorithm>2</integrity-algorithm>
      <key>01:23:45:67:89:AB:CE:DF</key>
    </integrity>
  </esp-sa>
  <sa-lifetime-hard>
    <bytes>2000000</bytes>
    <packets>2000</packets>
    <time>60</time>
    <idle>120</idle>
  </sa-lifetime-hard>
  <sa-lifetime-soft>
    <bytes>1000000</bytes>
    <packets>1000</packets>
    <time>30</time>
    <idle>60</idle>
    <action>replace</action>
  </sa-lifetime-soft>
</ipsec-sa-config>
</sad-entry>
</sad>
</ipsec-ikeless>

```

## [Appendix F](#). Examples of notifications.

Below we show several XML files that represent different types of notifications defined in the IKE-less YANG model, which are sent by



the NSF to the Security Controller. The notifications happen in the IKE-less case.

```
<sadb-expire xmlns="urn:ietf:params:xml:ns:yang:ietf-ipsec-ikeless">
  <ipsec-sa-name>in/trans/2001:DB8:123::200/2001:DB8:123::100</ipsec-sa-name>
    <soft-lifetime-expire>true</soft-lifetime-expire>
    <lifetime-current>
      <bytes>1000000</bytes>
      <packets>1000</packets>
      <time>30</time>
      <idle>60</idle>
    </lifetime-current>
</sadb-expire>
```

Figure 9: Example of sadb-expire notification.

```
<sadb-acquire xmlns="urn:ietf:params:xml:ns:yang:ietf-ipsec-ikeless">
  <ipsec-policy-name>in/trans/2001:DB8:123::200/2001:DB8:123::100</ipsec-
policy-name>
  <traffic-selector>
    <local-subnet>2001:DB8:123::200/128</local-subnet>
    <remote-subnet>2001:DB8:123::100/128</remote-subnet>
    <inner-protocol>any</inner-protocol>
    <local-ports>
      <start>0</start>
      <end>0</end>
    </local-ports>
    <remote-ports>
      <start>0</start>
      <end>0</end>
    </remote-ports>
  </traffic-selector>
</sadb-acquire>
```

Figure 10: Example of sadb-acquire notification.

```
<sadb-seq-overflow xmlns="urn:ietf:params:xml:ns:yang:ietf-ipsec-ikeless">
  <ipsec-sa-name>in/trans/2001:DB8:123::200/2001:DB8:123::100</ipsec-
sa-name>
</sadb-seq-overflow>
```

Figure 11: Example of sadb-seq-overflow notification.



```
<sadb-bad-spi
  xmlns="urn:ietf:params:xml:ns:yang:ietf-ipsec-ikeless">
  <spi>666</spi>
</sadb-bad-spi>
```

Figure 12: Example of sadb-bad-spi notification.

#### Authors' Addresses

Rafa Marin-Lopez  
University of Murcia  
Campus de Espinardo S/N, Faculty of Computer Science  
Murcia 30100  
Spain

Phone: +34 868 88 85 01  
EMail: rafa@um.es

Gabriel Lopez-Millan  
University of Murcia  
Campus de Espinardo S/N, Faculty of Computer Science  
Murcia 30100  
Spain

Phone: +34 868 88 85 04  
EMail: gabilm@um.es

Fernando Pereniguez-Garcia  
University Defense Center  
Spanish Air Force Academy, MDE-UPCT  
San Javier (Murcia) 30720  
Spain

Phone: +34 968 18 99 46  
EMail: fernando.pereniguez@ cud.upct.es



