

ippm
Internet-Draft
Intended status: Standards Track
Expires: September 3, 2022

F. Brockners
Cisco
S. Bhandari
Thoughtspot
T. Mizrahi
Huawei
J. Iurman
ULiege
March 2, 2022

Integrity of In-situ OAM Data Fields
draft-ietf-ippm-ioam-data-integrity-01

Abstract

In-situ Operations, Administration, and Maintenance (IOAM) records operational and telemetry information in the packet while the packet traverses a path in the network. IETF protocols require features to ensure their security. This document describes the integrity protection of IOAM-Data-Fields.

Status of This Memo

This Internet-Draft is submitted in full conformance with the provisions of [BCP 78](#) and [BCP 79](#).

Internet-Drafts are working documents of the Internet Engineering Task Force (IETF). Note that other groups may also distribute working documents as Internet-Drafts. The list of current Internet-Drafts is at <https://datatracker.ietf.org/drafts/current/>.

Internet-Drafts are draft documents valid for a maximum of six months and may be updated, replaced, or obsoleted by other documents at any time. It is inappropriate to use Internet-Drafts as reference material or to cite them other than as "work in progress."

This Internet-Draft will expire on September 3, 2022.

Copyright Notice

Copyright (c) 2022 IETF Trust and the persons identified as the document authors. All rights reserved.

This document is subject to [BCP 78](#) and the IETF Trust's Legal Provisions Relating to IETF Documents (<https://trustee.ietf.org/license-info>) in effect on the date of publication of this document. Please review these documents

Internet-Draft

IOAM-Data-Fields Integrity

March 2022

carefully, as they describe your rights and restrictions with respect to this document. Code Components extracted from this document must include Simplified BSD License text as described in Section 4.e of the Trust Legal Provisions and are provided without warranty as described in the Simplified BSD License.

Table of Contents

1.	Introduction	2
2.	Conventions	3
3.	Threat Analysis	4
3.1.	Modification: IOAM-Data-Fields	4
3.2.	Modification: IOAM Option-Type Headers	5
3.3.	Injection: IOAM-Data-Fields	5
3.4.	Injection: IOAM Option-Type Headers	6
3.5.	Management and Exporting	6
3.6.	Delay	6
3.7.	Threat Summary	7
4.	Integrity Protected Option-Types	7
4.1.	Integrity Protected Trace Option-Types	8
4.2.	Integrity Protected POT Option-Type	9
4.3.	Integrity Protected E2E Option-Type	9
5.	Methods for space optimized integrity protection	10
5.1.	Symmetric key based signature	11
5.2.	Asymmetric key based signature	11
6.	IANA Considerations	11
6.1.	IOAM Option-Type Registry	11
6.2.	IOAM Integrity Protection Algorithm Suite Registry	12
7.	Security Considerations	12
7.1.	Replay protection	12
8.	Acknowledgements	13
9.	References	13
9.1.	Normative References	13
9.2.	Informative References	13
	Authors' Addresses	14

[1.](#) Introduction

"In-situ" Operations, Administration, and Maintenance (IOAM) records OAM information within the packet while the packet traverses a particular network domain. The term "in-situ" refers to the fact that the OAM data is added to the data packets rather than being sent within packets specifically dedicated to OAM. IOAM is to complement

mechanisms such as Ping or Traceroute. In terms of "active" or "passive" OAM, "in-situ" OAM can be considered a hybrid OAM type. "In-situ" mechanisms do not require extra packets to be sent. IOAM adds information to the already available data packets and therefore cannot be considered passive. In terms of the classification given

in [[RFC7799](#)], IOAM could be portrayed as Hybrid Type I. IOAM mechanisms can be leveraged where mechanisms using, e.g., ICMP do not apply or do not offer the desired results, such as proving that a certain traffic flow takes a pre-defined path, SLA verification for the data traffic, detailed statistics on traffic distribution paths in networks that distribute traffic across multiple paths, or scenarios in which probe traffic is potentially handled differently from regular data traffic by the network devices.

The current [[I-D.ietf-ippm-ioam-data](#)] assumes that IOAM is deployed in limited domains, where an operator has means to select, monitor, and control the access to all the networking devices, making the domain a trusted network. As such, IOAM-Data-Fields are carried in clear within packets and there are no protections against any node or middlebox tampering with the data. IOAM-Data-Fields collected in an untrusted or semi-trusted environment require integrity protection to support critical operational decisions.

The following considerations and requirements are to be taken into account in addition to addressing the problem of detectability of any integrity breach of the IOAM-Data-Fields collected:

1. IOAM data is processed by the data plane, hence viability of any method to prove integrity of the IOAM-Data-Fields must be feasible at data plane processing/forwarding rates (IOAM might be applied to all traffic a router forwards).
2. IOAM data is carried within packets. Additional space required to prove integrity of the IOAM-Data-Fields needs to be optimal, i.e. should not exceed the MTU or have adverse effect on packet processing.
3. Replay protection of older IOAM data should be possible. Without replay protection, a rogue node can present the old IOAM data, masking any ongoing network issues/activity and making the IOAM-Data-Fields collection useless.

This document defines the methods to protect the integrity of IOAM-Data-Fields, using the IOAM Option-Types specified in [\[I-D.ietf-ippm-ioam-data\]](#) as an example. The methods similarly apply to other IOAM Option-Types which contain IOAM-Data-Fields.

2. Conventions

The key words "MUST", "MUST NOT", "REQUIRED", "SHALL", "SHALL NOT", "SHOULD", "SHOULD NOT", "RECOMMENDED", "NOT RECOMMENDED", "MAY", and "OPTIONAL" in this document are to be interpreted as described in [BCP 14](#) [[RFC2119](#)] [[RFC8174](#)].

Brockners, et al.

Expires September 3, 2022

[Page 3]

Internet-Draft

IOAM-Data-Fields Integrity

March 2022

Abbreviations used in this document:

IOAM: In-situ Operations, Administration, and Maintenance

MTU: Maximum Transmit Unit

OAM: Operations, Administration, and Maintenance

POT: Proof of Transit

E2E: Edge to Edge

3. Threat Analysis

This section presents a threat analysis of integrity-related threats in the context of IOAM. The threats that are discussed are assumed to be independent of the lower layer protocols; it is assumed that threats at other layers are handled by security mechanisms that are deployed at these layers.

This document is focused on integrity protection for IOAM-Data-Fields. Thus the threat analysis includes threats that are related to or result from compromising the integrity of IOAM-Data-Fields. Other security aspects such as confidentiality are not within the scope of this document.

Throughout the analysis there is a distinction between on-path and off-path attackers. As discussed in [\[I-D.ietf-detnet-security\]](#), on-path attackers are located in a position that allows interception and

modification of in-flight protocol packets, whereas off-path attackers can only attack by generating protocol packets.

The analysis also includes the impact of each of the threats. Generally speaking, the impact of a successful attack on an OAM protocol [[RFC7276](#)] is a false illusion of nonexistent failures or preventing the detection of actual ones; in both cases, the attack may result in denial of service (DoS). Furthermore, creating the false illusion of a nonexistent issue may trigger unnecessary processing in some of the IOAM nodes along the path, and may cause more IOAM-related data to be exported to the management plane than is conventionally necessary. Beyond these general impacts, threat-specific impacts are discussed in each of the subsections below.

[3.1.](#) Modification: IOAM-Data-Fields

Threat

Brockners, et al.

Expires September 3, 2022

[Page 4]

Internet-Draft

IOAM-Data-Fields Integrity

March 2022

An attacker can maliciously modify the IOAM-Data-Fields of in-transit packets. The modification can either be applied to all packets or selectively applied to a subset of the en route packets. This threat is applicable to on-path attackers.

Impact

By systematically modifying the IOAM-Data-Fields of some or all of the in-transit packets, an attacker can create a false picture of the paths in the network, the existence of faulty nodes and their location, and the network performance.

[3.2.](#) Modification: IOAM Option-Type Headers

Threat

An on-path attacker can modify the header in IOAM Option-Types in order to change or disrupt the behavior of nodes processing IOAM-Data-Fields along the path. This threat is not within the scope of this document.

Impact

Changing the header of IOAM Option-Types may have several implications. An attacker can maliciously increase the processing overhead in nodes that process IOAM-Data-Fields and increase the on-the-wire overhead of IOAM-Data-Fields, for example by modifying the IOAM-Trace-Type field in the IOAM Trace Option-Type header. An attacker can also prevent some of the nodes that process IOAM-Data-Fields from incorporating IOAM-Data-Fields, by modifying the RemainingLen field in the IOAM Trace Option-Type header.

[3.3.](#) Injection: IOAM-Data-Fields

Threat

An attacker can inject packets with IOAM Option-Types and IOAM-Data-Fields. This threat is applicable to both on-path and off-path attackers.

Impact

This attack and its impacts are similar to [Section 3.1](#).

[3.4.](#) Injection: IOAM Option-Type Headers

Threat

An attacker can inject packets with IOAM Option-Type headers, thus manipulating other nodes that process IOAM-Data-Fields in the network. This threat is applicable to both on-path and off-path attackers. This threat is not within the scope of this document.

Impact

This attack and its impacts are similar to [Section 3.2](#).

[3.5.](#) Management and Exporting

Threat

Attacks that compromise the integrity of IOAM-Data-Fields can be applied at the management plane, e.g., by manipulating network management packets. Furthermore, the integrity of IOAM-Data-Fields that are exported to a receiving entity can also be compromised. Management plane attacks are not within the scope of this document; the network management protocol is expected to include inherent security capabilities. The integrity of exported data is also not within the scope of this document. It is expected that the specification of the export format will discuss the relevant security aspects.

Impact

Malicious manipulation of the management protocol can cause nodes that process IOAM-Data-Fields to malfunction, to be overloaded, or to incorporate unnecessary IOAM-Data-Fields into user packets. The impact of compromising the integrity of exported IOAM-Data-Fields is similar to the impacts of previous threats that were described in this section.

[3.6.](#) Delay

Threat

An on-path attacker may delay some or all of the in-transit packets that include IOAM-Data-Fields in order to create the false illusion of congestion. Delay attacks are well known in the context of deterministic networks [[I-D.ietf-detnet-security](#)] and synchronization [[RFC7384](#)], and may be somewhat mitigated in these environments by using redundant paths in a way that is resilient to an attack along one of the paths. This approach does not

address the threat in the context of IOAM, as it does not meet the requirement to measure a specific path or to detect a problem along the path. It is noted that this threat is not within the scope of the threats that are mitigated in this document.

Impact

Since IOAM can be applied to a fraction of the traffic, an

attacker can detect and delay only the packets that include IOAM-Data-Fields, thus preventing the authenticity of delay and load measurements.

3.7. Threat Summary

Threat	In scope	Out of scope
Modification: IOAM-Data-Fields	+	
Modification: IOAM Option-Type Headers		+
Injection: IOAM-Data-Fields	+	
Injection: IOAM Option-Type Headers		+
Management and Exporting		+
Delay		+

Figure 1: Threat Analysis Summary

4. Integrity Protected Option-Types

This section defines new IOAM Option-Types to be allocated in the IOAM Option-Type Registry. Their purpose is to carry IOAM-Data-Fields with integrity protection. Each of the IOAM Option-Types defined in [[I-D.ietf-ippm-ioam-data](#)] is extended as follows:

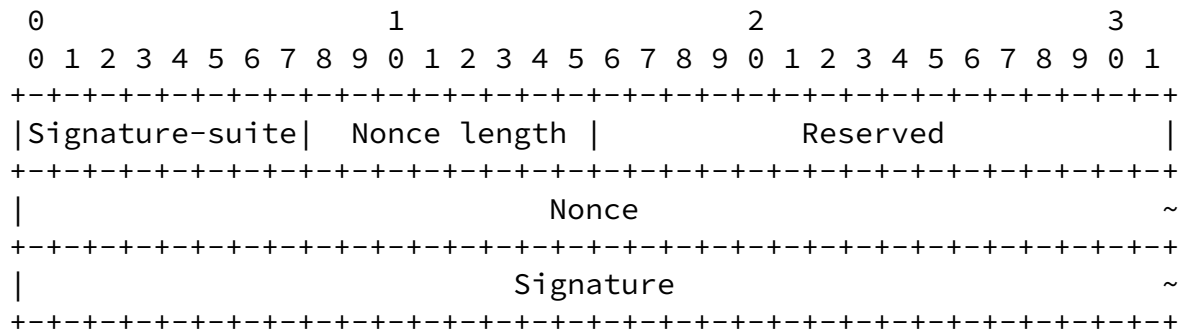
64 IOAM Pre-allocated Trace Integrity Protected Option-Type: corresponds to the IOAM Pre-allocated Trace Option-Type with integrity protection.

65 IOAM Incremental Trace Integrity Protected Option-Type: corresponds to the IOAM Incremental Trace Option-Type with integrity protection.

POT Option-Type with integrity protection.

67 IOAM E2E Integrity Protected Option-Type: corresponds to the IOAM E2E Option-Type with integrity protection.

The Integrity Protection subheader follows the IOAM Option-Type header when the IOAM Option-Type is an Integrity Protected Option-Type. It is defined as follows:



Signature-suite: 8-bit unsigned integer. This field defines the algorithms used to compute the digest and the signature over the IOAM-Data-Fields.

Nonce length: 8-bit unsigned integer. This field specifies the length of the Nonce in octets.


Reserved: 16-bit Reserved field. MUST be set to zero upon transmission and ignored upon receipt.

Nonce: Variable length field with length specified in Nonce length.

Signature: Digital signature value generated by the method and algorithm specified by Signature-suite.

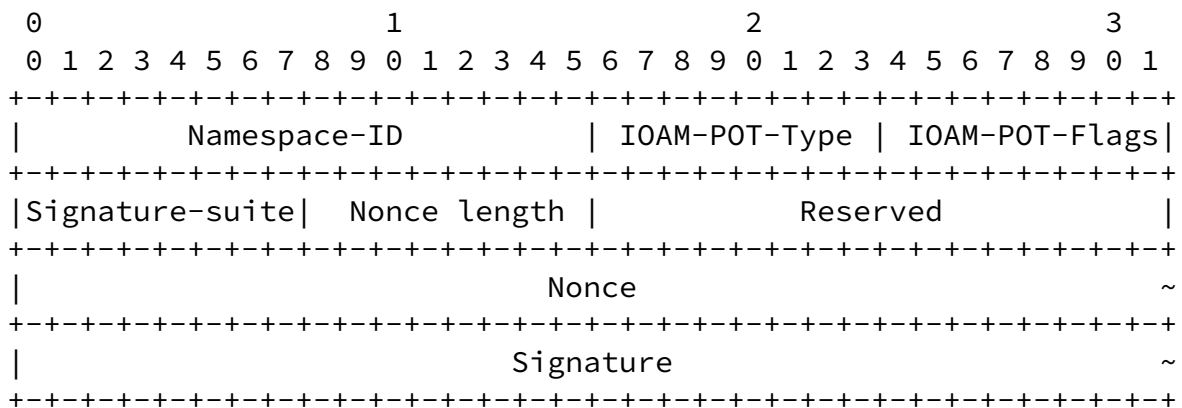
4.1. Integrity Protected Trace Option-Types

Both the IOAM Pre-allocated Trace Option-Type header and the IOAM Incremental Trace Option-Type header, as defined in [\[I-D.ietf-ippm-ioam-data\]](#), are followed by the Integrity Protection subheader when the IOAM Option-Type is respectively set to the IOAM Pre-allocated Trace Integrity Protected Option-Type or the IOAM Incremental Trace Integrity Protected Option-Type:




4.2. Integrity Protected POT Option-Type

The IOAM POT Option-Type header, as defined in [\[I-D.ietf-ippm-ioam-data\]](#), is followed by the Integrity Protection subheader when the IOAM Option-Type is set to the IOAM POT Integrity Protected Option-Type:



4.3. Integrity Protected E2E Option-Type

The IOAM E2E Option-Type header, as defined in [\[I-D.ietf-ippm-ioam-data\]](#), is followed by the Integrity Protection subheader when the IOAM Option-Type is set to the IOAM E2E Integrity Protected Option-Type:



5. Methods for space optimized integrity protection

Methods for space optimized integrity protection can leverage symmetric or asymmetric key based signatures, as described in the subsections below. The Signature consumes 32 octets and is carried only once for the entire packet. In case of performance concerns, such method can be applied to a subset of the traffic by using sampling of data to enable IOAM with integrity protection. Both symmetric and asymmetric signature methods work as follows:

1. The encapsulating node creates a nonce and stores it in the Nonce field of the Integrity Protection subheader. The signature is generated over the Nonce field and the hash of IOAM-Data-Fields it has inserted, i.e., `sign(Nonce || hash(IOAM-Data-Fields))`. IOAM-Data-Fields that will be updated in-place MUST be excluded from the signature (e.g., the POT Cumulative field). The signature is stored in the Signature field of the Integrity Protection subheader. Important note: if all the inserted IOAM-Data-Fields are to be updated in-place, or if there is no IOAM-Data-Field at all, the encapsulating node MUST NOT use an Integrity Protected Option-Type.
2. A transit node generates a signature over the Signature field and the hash of IOAM-Data-Fields it has inserted, i.e., `sign(Signature || hash(IOAM-Data-Fields))`. IOAM-Data-Fields that are updated in-place MUST be excluded from the signature (e.g.,

the POT Cumulative field). The signature is stored in the Signature field of the Integrity Protection subheader. Important note: if all the IOAM-Data-Fields involved are updated in-place, or if there is no IOAM-Data-Field involved, the transit node MUST NOT generate a signature and MUST NOT update the Signature field.

3. The decapsulating node behaves exactly the same as a transit node. The only difference is that the signature MAY NOT be

required when the decapsulating node is also the Validator, for obvious performance reasons.

4. The Validator recreates the signature over IOAM-Data-Fields collected and checks the integrity against the Signature field. In order to recompute the signature, the Validator iteratively follows the same procedure as for the encapsulating, transit and decapsulating nodes, in that order. It is trivial in some cases (e.g., POT Type-0 or E2E), where only the encapsulating node generates a signature. For other cases where transit nodes also generate a signature (e.g., Trace Option-Types), node-ids MUST be recorded. Details on how the mapping between node-ids and keys is implemented are outside the scope of this document.

[5.1.](#) Symmetric key based signature

This method assumes that symmetric keys have been distributed to the respective nodes as well as the Validator (the Validator receives all the keys). The details of the mechanisms responsible for key distribution are outside the scope of this document.

This method MUST use an algorithm pair defined in [Section 6.2](#) and the approach MUST be symmetric.

[5.2.](#) Asymmetric key based signature

This method assumes that asymmetric keys have been generated per IOAM node and the respective nodes can access their keys (the Validator receives all the public keys). The details of the mechanisms responsible for key distribution are outside the scope of this document.

This method MUST use an algorithm pair defined in [Section 6.2](#) and the approach MUST be asymmetric.

6. IANA Considerations

6.1. IOAM Option-Type Registry

This draft defines the following new code points in the IOAM Option-Type Registry:

64 IOAM Pre-allocated Trace Integrity Protected Option-Type

65 IOAM Incremental Trace Integrity Protected Option-Type

66 IOAM POT Integrity Protected Option-Type

Brockners, et al.

Expires September 3, 2022

[Page 11]

Internet-Draft

IOAM-Data-Fields Integrity

March 2022

67 IOAM E2E Integrity Protected Option-Type

6.2. IOAM Integrity Protection Algorithm Suite Registry

"IOAM Integrity Protection Algorithm Suite Registry" in the "In-Situ OAM (IOAM) Protocol Parameters" group. The one-octet "IOAM Integrity Protection Algorithm Suite Registry" identifiers assigned by IANA identify the digest algorithm and signature algorithm used in the Signature Suite Identifier field. IANA has registered the following algorithm suite identifiers for the digest algorithm and for the signature algorithm.

Algorithm Suite Identifier	Digest Algorithm	Signature Algorithm	Specification Pointer	Approach
0x00	Reserved	Reserved	This document	None
0x01	SHA-256	ECDSA P-256	[SHS] [DSS] [RFC6090] This document	Asymmetric
0x02	SHA-256	AES-256	[AES] [NIST.800-38D] This document	Symmetric

0x03-0xFF	Unassigned	Unassigned		
-----------	------------	------------	--	--

IOAM Integrity Protection Algorithm Suite Registry

Future assignments are to be made using the Standards Action process defined in [RFC8126]. Assignments consist of the one-octet algorithm suite identifier value and the associated digest algorithm name and signature algorithm name.

7. Security Considerations

This section discusses additional security aspects.

7.1. Replay protection

The nonce makes a signature chain unique but does not necessarily prevent replay attacks. To enable replay protection, both the encaps node and the validator MUST synchronize on a unique nonce, e.g., based on a timestamp only valid for a short period of time.

Brockners, et al. Expires September 3, 2022 [Page 12]

Internet-Draft IOAM-Data-Fields Integrity March 2022

8. Acknowledgements

The authors would like to thank Santhosh N, Rakesh Kandula, Saiprasad Muchala, Al Morton, Greg Mirsky, Benjamin Kaduk and Martin Duke for their comments and advice.

9. References

9.1. Normative References

[RFC2119] Bradner, S., "Key words for use in RFCs to Indicate Requirement Levels", [BCP 14](#), [RFC 2119](#), DOI 10.17487/RFC2119, March 1997, <<https://www.rfc-editor.org/info/rfc2119>>.

[RFC8126] Cotton, M., Leiba, B., and T. Narten, "Guidelines for Writing an IANA Considerations Section in RFCs", [BCP 26](#), [RFC 8126](#), DOI 10.17487/RFC8126, June 2017,

<<https://www.rfc-editor.org/info/rfc8126>>.

[RFC8174] Leiba, B., "Ambiguity of Uppercase vs Lowercase in [RFC 2119](#) Key Words", [BCP 14](#), [RFC 8174](#), DOI 10.17487/RFC8174, May 2017, <<https://www.rfc-editor.org/info/rfc8174>>.

9.2. Informative References

[AES] National Institute of Standards and Technology, "Advanced Encryption Standard (AES)", FIPS PUB 197, 2001, <<http://csrc.nist.gov/publications/fips/fips197/fips-197.pdf>>.

[DSS] National Institute of Standards and Technology, "Digital Signature Standard (DSS)", NIST FIPS Publication 186-4, DOI 10.6028/NIST.FIPS.186-4, 2013, <<http://nvlpubs.nist.gov/nistpubs/FIPS/NIST.FIPS.186-4.pdf>>.

[I-D.ietf-detnet-security]
Grossman, E., Mizrahi, T., and A. J. Hacker, "Deterministic Networking (DetNet) Security Considerations", [draft-ietf-detnet-security-16](#) (work in progress), March 2021.

[I-D.ietf-ippm-ioam-data]
Brockners, F., Bhandari, S., and T. Mizrahi, "Data Fields for In-situ OAM", [draft-ietf-ippm-ioam-data-17](#) (work in progress), December 2021.

Brockners, et al. Expires September 3, 2022 [Page 13]

Internet-Draft IOAM-Data-Fields Integrity March 2022

[NIST.800-38D]
National Institute of Standards and Technology, "Recommendation for Block Cipher Modes of Operation: Galois/Counter Mode (GCM) and GMAC", NIST Special Publication 800-38D, 2001, <<http://csrc.nist.gov/publications/nistpubs/800-38D/SP-800-38D.pdf>>.

[RFC6090] McGrew, D., Igoe, K., and M. Salter, "Fundamental Elliptic Curve Cryptography Algorithms", [RFC 6090](#), DOI 10.17487/RFC6090, February 2011,

<<https://www.rfc-editor.org/info/rfc6090>>.

- [RFC7276] Mizrahi, T., Sprecher, N., Bellagamba, E., and Y. Weingarten, "An Overview of Operations, Administration, and Maintenance (OAM) Tools", [RFC 7276](#), DOI 10.17487/RFC7276, June 2014, <<https://www.rfc-editor.org/info/rfc7276>>.
- [RFC7384] Mizrahi, T., "Security Requirements of Time Protocols in Packet Switched Networks", [RFC 7384](#), DOI 10.17487/RFC7384, October 2014, <<https://www.rfc-editor.org/info/rfc7384>>.
- [RFC7799] Morton, A., "Active and Passive Metrics and Methods (with Hybrid Types In-Between)", [RFC 7799](#), DOI 10.17487/RFC7799, May 2016, <<https://www.rfc-editor.org/info/rfc7799>>.
- [SHS] National Institute of Standards and Technology, "Secure Hash Standard (SHS)", NIST FIPS Publication 180-4, DOI 10.6028/NIST.FIPS.180-4, 2015, <<http://nvlpubs.nist.gov/nistpubs/FIPS/NIST.FIPS.180-4.pdf>>.

Authors' Addresses

Frank Brockners
Cisco Systems, Inc.
Hansaallee 249, 3rd Floor
DUESSELDORF, NORDRHEIN-WESTFALEN 40549
Germany

Email: fbrockne@cisco.com

Brockners, et al. Expires September 3, 2022 [Page 14]

Internet-Draft IOAM-Data-Fields Integrity March 2022

Shwetha Bhandari
Thoughtspot
3rd Floor, Indiqube Orion, 24th Main Rd, Garden Layout, HSR Layout
Bangalore, KARNATAKA 560 102

India

Email: shwetha.bhandari@thoughtspot.com

Tal Mizrahi

Huawei

8-2 Matam

Haifa 3190501

Israel

Email: tal.mizrahi.phd@gmail.com

Justin Iurman

Universite de Liege

10, Allee de la decouverte (B28)

Sart-Tilman, LIEGE 4000

Belgium

Email: justin.iurman@uliege.be