

Network Working Group
Internet-Draft
Intended status: Standards Track
Expires: May 3, 2020

G. Mirsky
ZTE Corp.
G. Jun
ZTE Corporation
H. Nydell
Accedian Networks
R. Foote
Nokia
October 31, 2019

Simple Two-way Active Measurement Protocol
draft-ietf-ippm-stamp-10

Abstract

This document describes a Simple Two-way Active Measurement Protocol which enables the measurement of both one-way and round-trip performance metrics like delay, delay variation, and packet loss.

Status of This Memo

This Internet-Draft is submitted in full conformance with the provisions of [BCP 78](#) and [BCP 79](#).

Internet-Drafts are working documents of the Internet Engineering Task Force (IETF). Note that other groups may also distribute working documents as Internet-Drafts. The list of current Internet-Drafts is at <https://datatracker.ietf.org/drafts/current/>.

Internet-Drafts are draft documents valid for a maximum of six months and may be updated, replaced, or obsoleted by other documents at any time. It is inappropriate to use Internet-Drafts as reference material or to cite them other than as "work in progress."

This Internet-Draft will expire on May 3, 2020.

Copyright Notice

Copyright (c) 2019 IETF Trust and the persons identified as the document authors. All rights reserved.

This document is subject to [BCP 78](#) and the IETF Trust's Legal Provisions Relating to IETF Documents (<https://trustee.ietf.org/license-info>) in effect on the date of publication of this document. Please review these documents carefully, as they describe your rights and restrictions with respect to this document. Code Components extracted from this document must

Internet-Draft

STAMP

October 2019

include Simplified BSD License text as described in Section 4.e of the Trust Legal Provisions and are provided without warranty as described in the Simplified BSD License.

Table of Contents

1.	Introduction	2
2.	Conventions used in this document	3
2.1.	Terminology	3
2.2.	Requirements Language	3
3.	Operation and Management of Performance Measurement Based on STAMP	3
4.	Theory of Operation	4
4.1.	UDP Port Numbers in STAMP Testing	5
4.2.	Session-Sender Behavior and Packet Format	5
4.2.1.	Session-Sender Packet Format in Unauthenticated Mode	5
4.2.2.	Session-Sender Packet Format in Authenticated Mode .	7
4.3.	Session-Reflector Behavior and Packet Format	8
4.3.1.	Session-Reflector Packet Format in Unauthenticated Mode	9
4.3.2.	Session-Reflector Packet Format in Authenticated Mode	10
4.4.	Integrity Protection in STAMP	11
4.5.	Confidentiality Protection in STAMP	12
4.6.	Interoperability with TWAMP Light	12
5.	Operational Considerations	13
6.	IANA Considerations	13
7.	Security Considerations	13
8.	Acknowledgments	14
9.	References	14
9.1.	Normative References	14
9.2.	Informative References	15
	Authors' Addresses	16

[1.](#) Introduction

Development and deployment of the Two-Way Active Measurement Protocol (TWAMP) [[RFC5357](#)] and its extensions, e.g., [[RFC6038](#)] that defined Symmetrical Size for TWAMP, provided invaluable experience. Several independent implementations of both TWAMP and TWAMP Light exist, have been deployed, and provide important operational performance measurements.

At the same time, there has been noticeable interest in using a more

straightforward mechanism for active performance monitoring that can provide deterministic behavior and inherent separation of control (vendor-specific configuration or orchestration) and test functions. Recent work on IP Edge to Customer Equipment using TWAMP Light from Broadband Forum [[BBF.TR-390](#)] demonstrated that interoperability among

implementations of TWAMP Light is difficult because the composition and operation of TWAMP Light were not sufficiently specified in [[RFC5357](#)]. According to [[RFC8545](#)], TWAMP Light includes a sub-set of TWAMP-Test functions. Thus, to have a comprehensive tool to measure packet loss and delay requires support by other applications that provide, for example, control and security.

This document defines an active performance measurement test protocol, Simple Two-way Active Measurement Protocol (STAMP), that enables measurement of both one-way and round-trip performance metrics like delay, delay variation, and packet loss. Some TWAMP extensions, e.g., [[RFC7750](#)] are supported by the extensions to STAMP base specification in [[I-D.ietf-ippm-stamp-option-tlv](#)].

[2.](#) Conventions used in this document

[2.1.](#) Terminology

STAMP - Simple Two-way Active Measurement Protocol

NTP - Network Time Protocol

PTP - Precision Time Protocol

HMAC Hashed Message Authentication Code

OWAMP One-Way Active Measurement Protocol

TWAMP Two-Way Active Measurement Protocol

MBZ Must be Zero

[2.2.](#) Requirements Language

The key words "MUST", "MUST NOT", "REQUIRED", "SHALL", "SHALL NOT", "SHOULD", "SHOULD NOT", "RECOMMENDED", "NOT RECOMMENDED", "MAY", and

"OPTIONAL" in this document are to be interpreted as described in [BCP 14](#) [[RFC2119](#)] [[RFC8174](#)] when, and only when, they appear in all capitals, as shown here.

3. Operation and Management of Performance Measurement Based on STAMP

Figure 1 presents the Simple Two-way Active Measurement Protocol (STAMP) Session-Sender, and Session-Reflector with a measurement session. In this document, a measurement session also referred to as STAMP session, is the bi-directional packet flow between one specific Session-Sender and one particular Session-Reflector for a time duration. The configuration and management of the STAMP Session-

Sender, Session-Reflector, and management of the STAMP sessions are outside the scope of this document and can be achieved through various means. A few examples are: Command Line Interface, telecommunication services' OSS/BSS systems, SNMP, and Netconf/YANG-based SDN controllers.

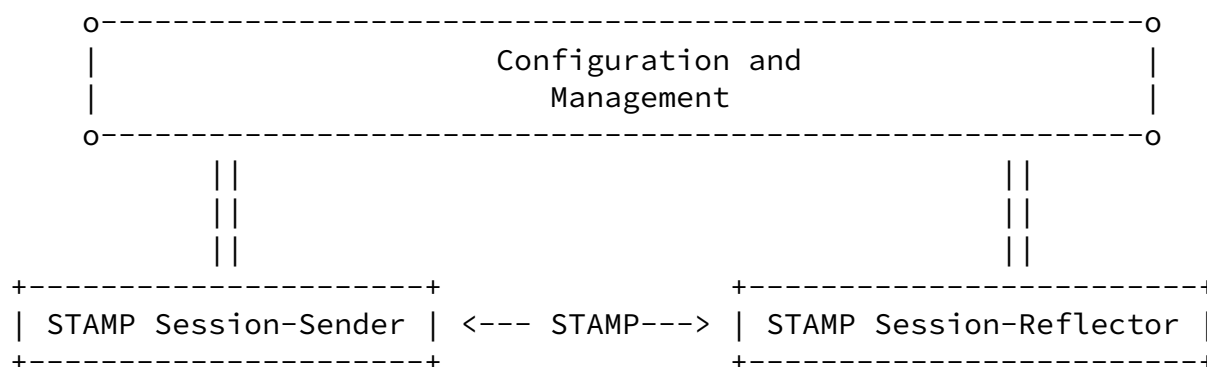


Figure 1: STAMP Reference Model

4. Theory of Operation

STAMP Session-Sender transmits test packets over UDP transport toward STAMP Session-Reflector. STAMP Session-Reflector receives Session-Sender's packet and acts according to the configuration. Two modes of STAMP Session-Reflector characterize the expected behavior and, consequently, performance metrics that can be measured:

- o Stateless - STAMP Session-Reflector does not maintain test state and will use the value in the Sequence Number field in the received packet as the value for the Sequence Number field in the reflected packet. As a result, values in Sequence Number and Session-Sender Sequence Number fields are the same, and only round-trip packet loss can be calculated while the reflector is operating in stateless mode.
- o Stateful - STAMP Session-Reflector maintains test state thus enabling the ability to determine forward loss, gaps recognized in the received sequence number. As a result, both near-end (forward) and far-end (backward) packet loss can be computed. That implies that the STAMP Session-Reflector MUST keep a state for each configured STAMP-test session, uniquely identifying STAMP-test packets to one such session instance, and enabling adding a sequence number in the test reply that is individually incremented on a per-session basis.

STAMP supports two authentication modes: unauthenticated and authenticated. Unauthenticated STAMP test packets, defined in [Section 4.2.1](#) and [Section 4.3.1](#), ensure interworking between STAMP and TWAMP Light as described in [Section 4.6](#) packet formats.

By default, STAMP uses symmetrical packets, i.e., size of the packet transmitted by Session-Reflector equals the size of the packet received by the Session-Reflector.

[4.1](#). UDP Port Numbers in STAMP Testing

A STAMP Session-Sender MUST use UDP port 862 (TWAMP-Test Receiver Port) as the default destination UDP port number. A STAMP implementation of Session-Sender MUST be able to use as the destination UDP port numbers from User, a.k.a. Registered, Ports and Dynamic, a.k.a. Private or Ephemeral, Ports ranges defined in [\[RFC6335\]](#). Before using numbers from the User Ports range, the possible impact on the network MUST be carefully studied and agreed by all users of the network domain where the test has been planned.

An implementation of STAMP Session-Reflector by default MUST receive STAMP test packets on UDP port 862. An implementation of Session-

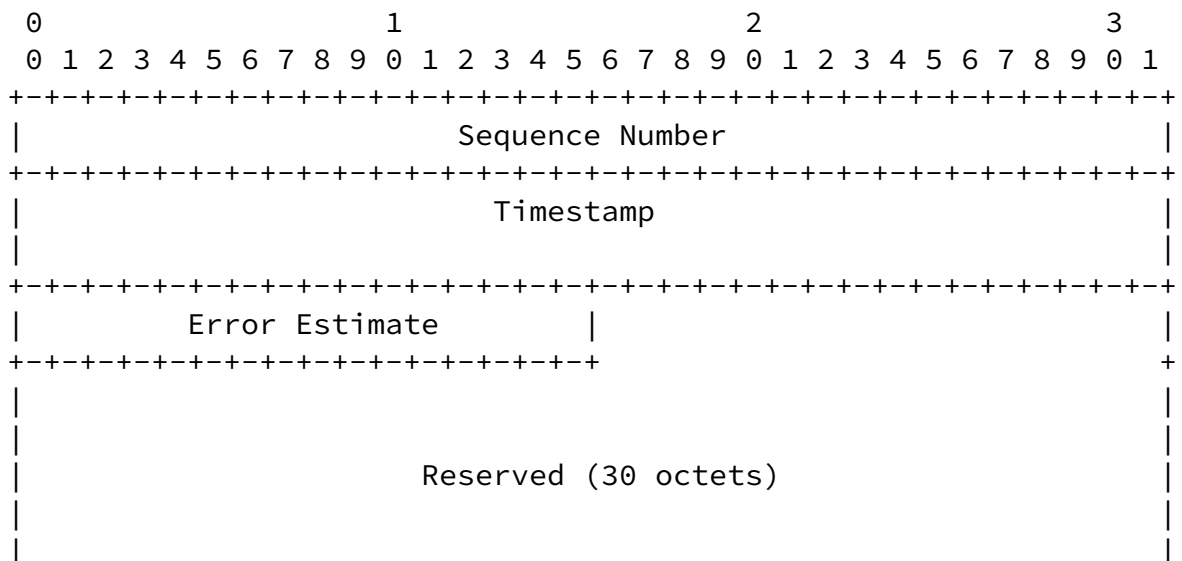
Reflector that supports this specification MUST be able to define the port number to receive STAMP test packets from User Ports and Dynamic Ports ranges that are defined in [RFC6335]. STAMP defines two different test packet formats, one for packets transmitted by the STAMP-Session-Sender and one for packets transmitted by the STAMP-Session-Reflector.

4.2. Session-Sender Behavior and Packet Format

A STAMP Session-Reflector supports the symmetrical size of test packets, as defined in Section 3 [RFC6038], as the default behavior. A reflected test packet includes more information and thus is larger. Because of that, the base STAMP Session-Sender packet is padded to match the size of a reflected STAMP test packet. Hence, the base STAMP Session-Sender packet has a minimum size of 44 octets in unauthenticated mode, see Figure 2, and 112 octets in the authenticated mode, see Figure 4. The variable length of a test packet in STAMP is supported by using Extra Padding TLV defined in [I-D.ietf-ippm-stamp-option-tlv].

4.2.1. Session-Sender Packet Format in Unauthenticated Mode

STAMP Session-Sender packet format in unauthenticated mode:



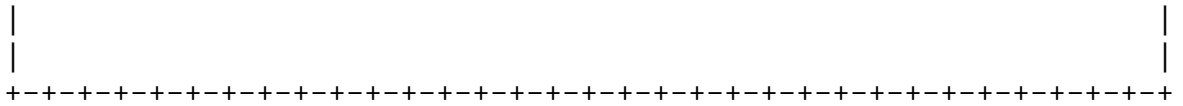


Figure 2: STAMP Session-Sender test packet format in unauthenticated mode

where fields are defined as the following:

- o Sequence Number is four octets long field. For each new session its value starts at zero and is incremented with each transmitted packet.
- o Timestamp is eight octets long field. STAMP node MUST support Network Time Protocol (NTP) version 4 64-bit timestamp format [[RFC5905](#)], the format used in [[RFC5357](#)]. STAMP node MAY support IEEE 1588v2 Precision Time Protocol (PTP) truncated 64-bit timestamp format [[IEEE.1588.2008](#)], the format used in [[RFC8186](#)]. The use of the specific format, NTP or PTP, is part of configuration of the Session-Sender or the particular test session.
- o Error Estimate is two octets long field with format displayed in Figure 3

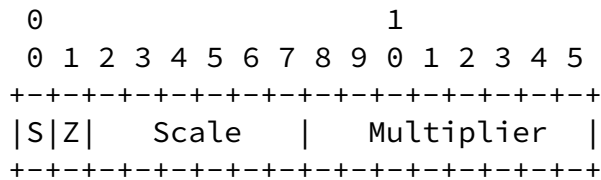


Figure 3: Error Estimate Format

where S, Scale, and Multiplier fields are interpreted as they have been defined in [section 4.1.2 \[RFC4656\]](#); and Z field - as has been defined in [section 2.3 \[RFC8186\]](#):

- * 0 - NTP 64 bit format of a timestamp;
- * 1 - PTPv2 truncated format of a timestamp.

The default behavior of the STAMP Session-Sender and Session-Reflector is to use the NTP 64-bit timestamp format (Z field value of 0) An operator, using configuration/management function, MAY configure STAMP Session-Sender and Session-Reflector to using the PTPv2 truncated format of a timestamp (Z field value of 1). Note, that an implementation of a Session-Sender that supports this specification MAY be configured to use PTPv2 format of a timestamp even though the Session-Reflector is configured to use NTP format.

- o Reserved field in the Session-Sender unauthenticated packet is 30 octets long. It MUST be all zeroed on the transmission and MUST be ignored on receipt.

[4.2.2.](#) Session-Sender Packet Format in Authenticated Mode

STAMP Session-Sender packet format in authenticated mode:

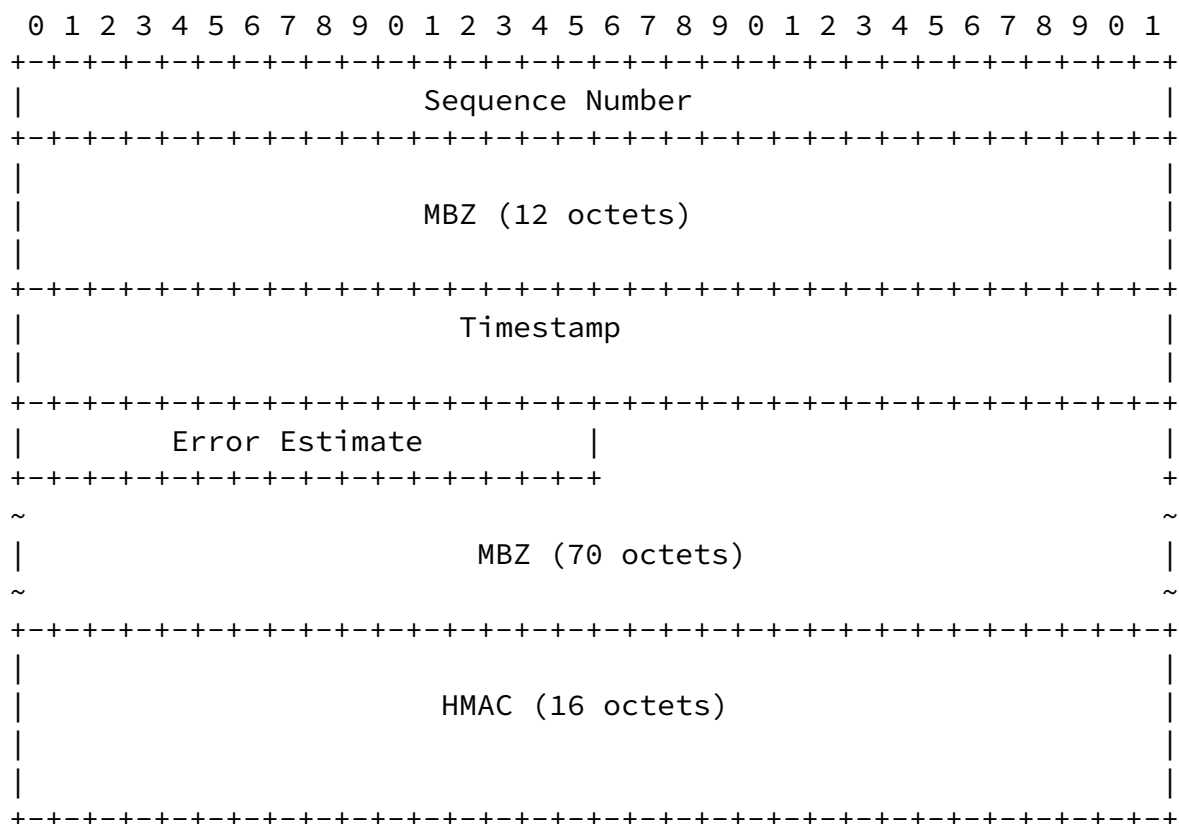


Figure 4: STAMP Session-Sender test packet format in authenticated mode

The field definitions are the same as the unauthenticated mode, listed in [Section 4.2.1](#). Also, Must-Be-Zero (MBZ) fields are used to make the packet length a multiple of 16 octets. The value of the field MUST be zeroed on transmission and MUST be ignored on receipt. Note, that the MBZ field is used to calculate a key-hashed message authentication code (HMAC) ([\[RFC2104\]](#)) hash. Also, the packet includes HMAC hash at the end of the PDU. The detailed use of the HMAC field is described in [Section 4.4](#).

4.3. Session-Reflector Behavior and Packet Format

The Session-Reflector receives the STAMP test packet and verifies it. If the base STAMP test packet validated, the Session-Reflector, that supports this specification, prepares and transmits the reflected test packet symmetric to the packet received from the Session-Sender copying the content beyond the size of the base STAMP packet (see [Section 4.2](#)).

[4.3.1.](#) Session-Reflector Packet Format in Unauthenticated Mode

For unauthenticated mode:

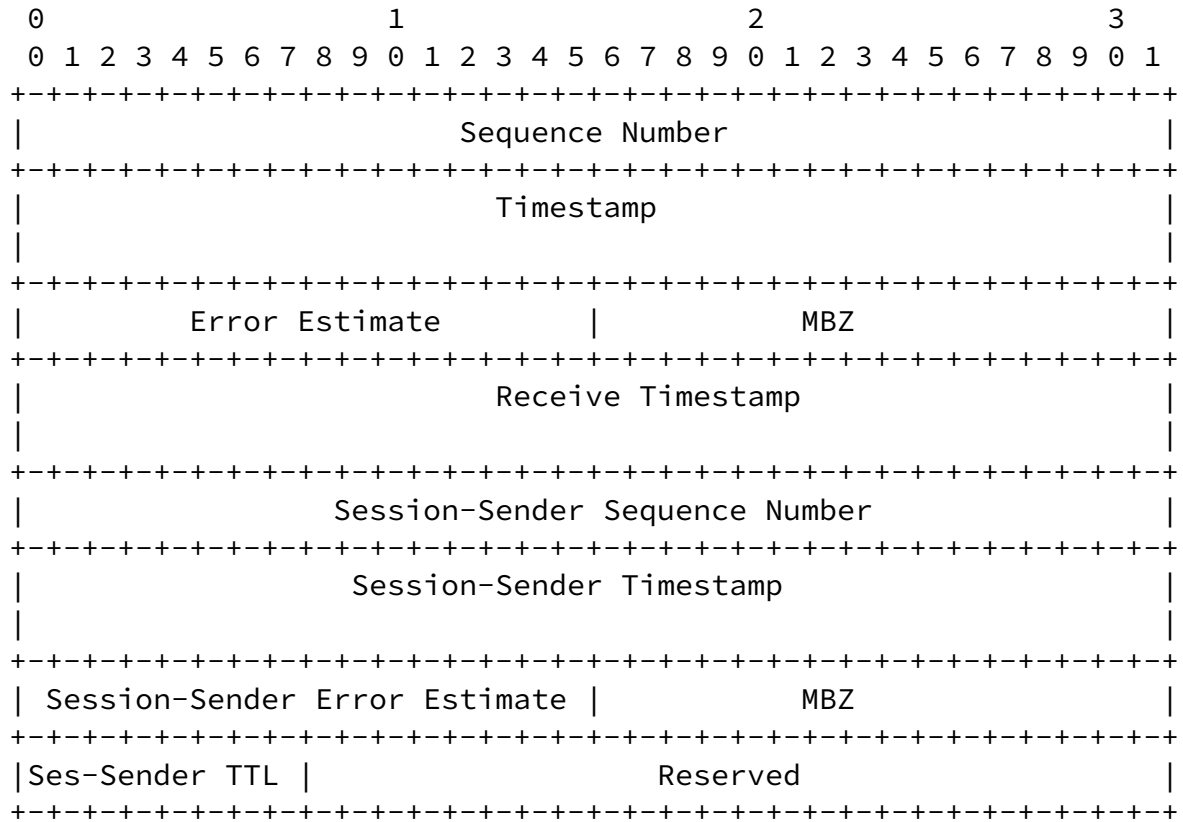


Figure 5: STAMP Session-Reflector test packet format in unauthenticated mode

where fields are defined as the following:

- o Sequence Number is four octets long field. The value of the Sequence Number field is set according to the mode of the STAMP Session-Reflector:
 - * in the stateless mode, the Session-Reflector copies the value from the received STAMP test packet's Sequence Number field;
 - * in the stateful mode, the Session-Reflector counts the transmitted STAMP test packets. It starts with zero and is incremented by one for each subsequent packet for each test session. The Session-Reflector uses that counter to set the value of the Sequence Number field.
- o Timestamp and Receive Timestamp fields are each eight octets long.

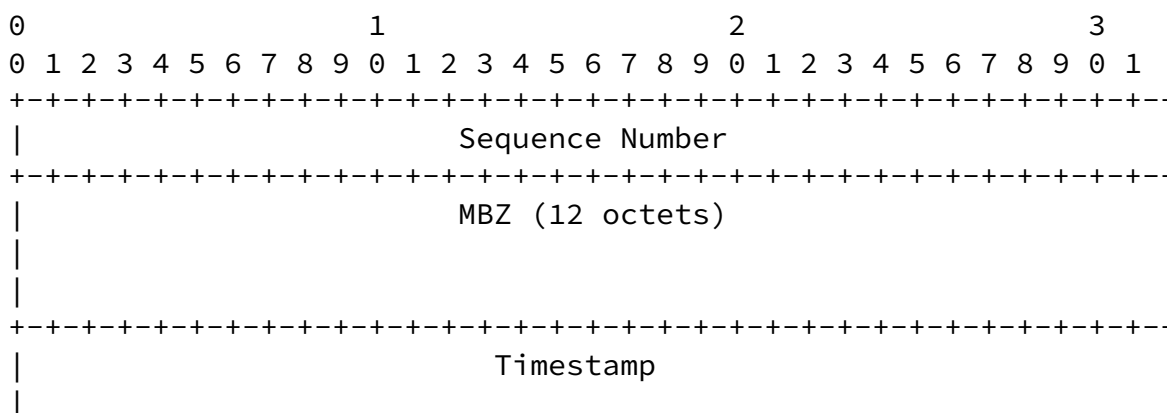
The format of these fields, NTP or PTPv2, indicated by the Z field of the Error Estimate field as described in [Section 4.2](#). Receive

Timestamp is the time the test packet was received by the Session-Reflector. Timestamp - the time taken by the Session-Reflector at the start of transmitting the test packet.

- o Error Estimate has the same size and interpretation as described in [Section 4.2](#). It is applicable to both Timestamp and Receive Timestamp.
- o Session-Sender Sequence Number, Session-Sender Timestamp, and Session-Sender Error Estimate are copies of the corresponding fields in the STAMP test packet sent by the Session-Sender.
- o Session-Sender TTL is one octet long field, and its value is the copy of the TTL field in IPv4 (or Hop Limit in IPv6) from the received STAMP test packet.
- o MBZ is used to achieve alignment of fields within the packet on a four octets boundary. The value of the field MUST be zeroed on transmission and MUST be ignored on receipt.
- o Reserved field in the Session-Reflector unauthenticated packet is three octets long. It MUST be all zeroed on the transmission and MUST be ignored on receipt.

[4.3.2](#). Session-Reflector Packet Format in Authenticated Mode

For the authenticated mode:



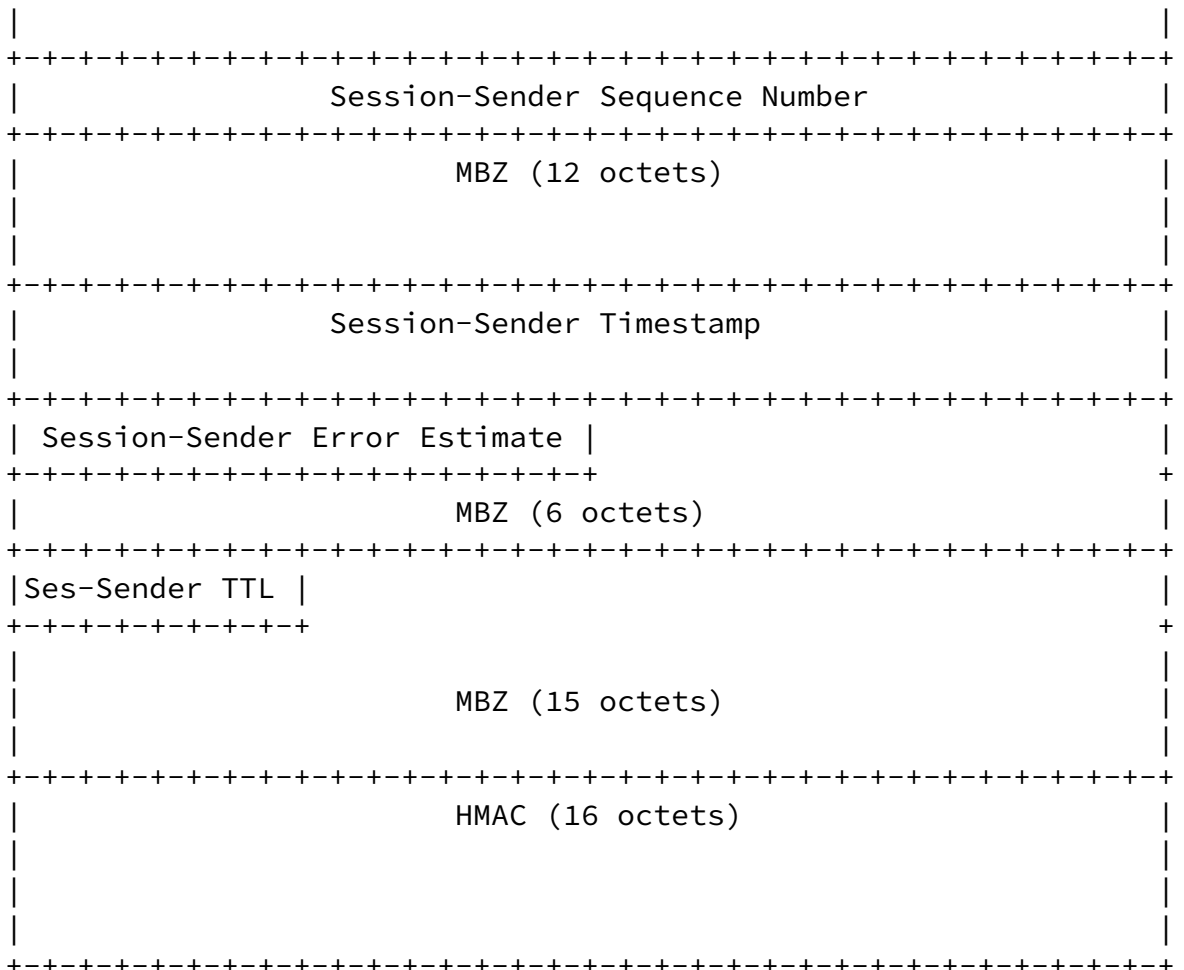
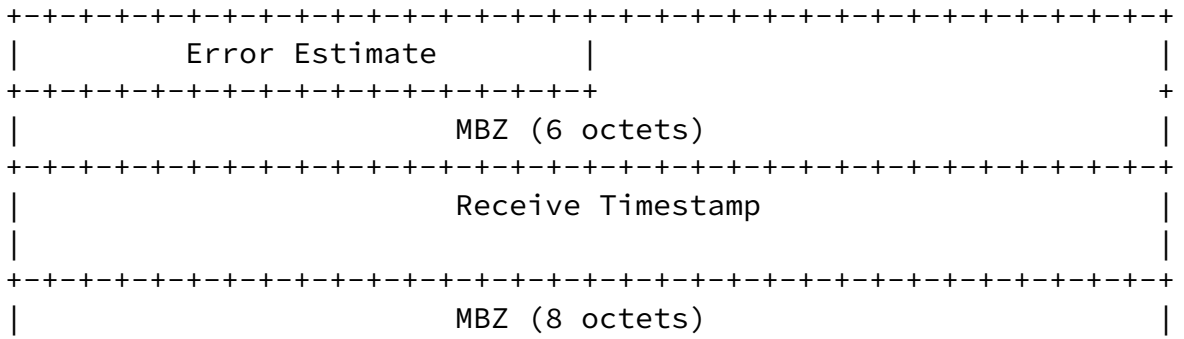


Figure 6: STAMP Session-Reflector test packet format in authenticated mode

The field definitions are the same as the unauthenticated mode,

listed in [Section 4.3.1](#). Additionally, the MBZ field is used to make the packet length a multiple of 16 octets. The value of the field MUST be zeroed on transmission and MUST be ignored on receipt. Note, that the MBZ field is used to calculate HMAC hash value. Also, STAMP Session-Reflector test packet format in authenticated mode includes HMAC ([\[RFC2104\]](#)) hash at the end of the PDU. The detailed use of the HMAC field is in [Section 4.4](#).

[4.4](#). Integrity Protection in STAMP

Authenticated mode provides integrity protection to each STAMP message by adding Hashed Message Authentication Code (HMAC). STAMP uses HMAC-SHA-256 truncated to 128 bits (similarly to the use of it in IPsec defined in [\[RFC4868\]](#)); hence the length of the HMAC field is 16 octets. In the Authenticated mode, HMAC covers the first six blocks (96 octets). HMAC uses its own key that may be unique for

each STAMP test session; key management and the mechanisms to distribute the HMAC key are outside the scope of this specification. One example is to use an orchestrator to configure HMAC key based on STAMP YANG data model [\[I-D.ietf-ippm-stamp-yang\]](#). HMAC MUST be verified as early as possible to avoid using or propagating corrupted data.

Future specifications may define the use of other, more advanced cryptographic algorithms, possibly providing an update to the STAMP YANG data model [\[I-D.ietf-ippm-stamp-yang\]](#).

[4.5](#). Confidentiality Protection in STAMP

If confidentiality protection for STAMP is required, a STAMP test session MUST use a secured transport. For example, STAMP packets could be transmitted in the dedicated IPsec tunnel or share the IPsec tunnel with the monitored flow. Also, Datagram Transport Layer Security protocol would provide the desired confidentiality protection.

[4.6](#). Interoperability with TWAMP Light

One of the essential requirements to STAMP is the ability to interwork with a TWAMP Light device. Because STAMP and TWAMP use different algorithms in Authenticated mode (HMAC-SHA-256 vs. HMAC-

SHA-1), interoperability is only considered for Unauthenticated mode. There are two possible combinations for such use case:

- o STAMP Session-Sender with TWAMP Light Session-Reflector;
- o TWAMP Light Session-Sender with STAMP Session-Reflector.

In the former case, the Session-Sender might not be aware that its Session-Reflector does not support STAMP. For example, a TWAMP Light Session-Reflector may not support the use of UDP port 862 as specified in [RFC8545]. Thus [Section 4](#). permits a STAMP Session-Sender to use alternative ports. If any of STAMP extensions are used, the TWAMP Light Session-Reflector will view them as Packet Padding field.

In the latter scenario, if a TWAMP Light Session-Sender does not support the use of UDP port 862, the test management system MUST set STAMP Session-Reflector to use UDP port number, as permitted by [Section 4](#). The Session-Reflector MUST be set to use the default format for its timestamps, NTP.

A STAMP Session-Reflector that supports this specification will transmit the base packet (Figure 5) if it receives a packet smaller

than the STAMP base packet. If the packet received from TWAMP Session-Sender is larger than the STAMP base packet, the STAMP Session-Reflector that supports this specification will copy the content of the remainder of the received packet to transmit reflected packet of symmetrical size.

[5.](#) Operational Considerations

STAMP is intended to be used on production networks to enable the operator to assess service level agreements based on packet delay, delay variation, and loss. When using STAMP over the Internet, especially when STAMP test packets are transmitted with the destination UDP port number from the User Ports range, the possible impact of the STAMP test packets MUST be thoroughly analyzed. The use of STAMP for each case MUST be agreed by users of nodes hosting the Session-Sender and Session-Reflector before starting the STAMP test session.

Also, the use of the well-known port number as the destination UDP port number in STAMP test packets transmitted by a Session-Sender would not impede the ability to measure performance in an Equal Cost Multipath environment and analysis in [Section 5.3 \[RFC8545\]](#) fully applies to STAMP.

6. IANA Considerations

This document doesn't have any IANA action. This section may be removed before the publication.

7. Security Considerations

[RFC5357] does not identify security considerations specific to TWAMP-Test but refers to security considerations identified for OWAMP in [\[RFC4656\]](#). Since both OWAMP and TWAMP include control plane and data plane components, only security considerations related to OWAMP-Test, discussed in Sections [6.2](#), [6.3](#) [\[RFC4656\]](#) apply to STAMP.

STAMP uses the well-known UDP port number allocated for the OWAMP-Test/TWAMP-Test Receiver port. Thus the security considerations and measures to mitigate the risk of the attack using the registered port number documented in [Section 6 \[RFC8545\]](#) equally apply to STAMP. Because of the control and management of a STAMP test being outside the scope of this specification only the more general requirement is set:

To mitigate the possible attack vector, the control, and management of a STAMP test session MUST use the secured transport.

The load of the STAMP test packets offered to a network MUST be carefully estimated, and the possible impact on the existing services MUST be thoroughly analyzed before launching the test session. [\[RFC8085\] section 3.1.5](#) provides guidance on handling network load for UDP-based protocol. While the characteristic of test traffic depends on the test objective, it is highly recommended to stay in the limits as provided in [\[RFC8085\]](#).

Use of HMAC-SHA-256 in the authenticated mode protects the data integrity of the STAMP test packets.

8. Acknowledgments

Authors express their appreciation to Jose Ignacio Alvarez-Hamelin and Brian Weis for their great insights into the security and identity protection, and the most helpful and practical suggestions. Also, our sincere thanks to David Ball and Rakesh Gandhi for their thorough reviews and helpful comments.

9. References

9.1. Normative References

- [I-D.ietf-ippm-stamp-option-tlv]
Mirsky, G., Xiao, M., Jun, G., Nydell, H., Foote, R., and A. Masputra, "Simple Two-way Active Measurement Protocol Optional Extensions", [draft-ietf-ippm-stamp-option-tlv-01](#) (work in progress), September 2019.
- [IEEE.1588.2008]
"Standard for a Precision Clock Synchronization Protocol for Networked Measurement and Control Systems", IEEE Standard 1588, March 2008.
- [RFC2104] Krawczyk, H., Bellare, M., and R. Canetti, "HMAC: Keyed-Hashing for Message Authentication", [RFC 2104](#), DOI 10.17487/RFC2104, February 1997, <<https://www.rfc-editor.org/info/rfc2104>>.
- [RFC2119] Bradner, S., "Key words for use in RFCs to Indicate Requirement Levels", [BCP 14](#), [RFC 2119](#), DOI 10.17487/RFC2119, March 1997, <<https://www.rfc-editor.org/info/rfc2119>>.
- [RFC4656] Shalunov, S., Teitelbaum, B., Karp, A., Boote, J., and M. Zekauskas, "A One-way Active Measurement Protocol (OWAMP)", [RFC 4656](#), DOI 10.17487/RFC4656, September 2006, <<https://www.rfc-editor.org/info/rfc4656>>.

- [RFC5357] Hedayat, K., Krzanowski, R., Morton, A., Yum, K., and J. Babiarez, "A Two-Way Active Measurement Protocol (TWAMP)", [RFC 5357](#), DOI 10.17487/RFC5357, October 2008, <<https://www.rfc-editor.org/info/rfc5357>>.

- [RFC5905] Mills, D., Martin, J., Ed., Burbank, J., and W. Kasch, "Network Time Protocol Version 4: Protocol and Algorithms Specification", [RFC 5905](#), DOI 10.17487/RFC5905, June 2010, <<https://www.rfc-editor.org/info/rfc5905>>.
- [RFC6038] Morton, A. and L. Ciavattone, "Two-Way Active Measurement Protocol (TWAMP) Reflect Octets and Symmetrical Size Features", [RFC 6038](#), DOI 10.17487/RFC6038, October 2010, <<https://www.rfc-editor.org/info/rfc6038>>.
- [RFC6335] Cotton, M., Eggert, L., Touch, J., Westerlund, M., and S. Cheshire, "Internet Assigned Numbers Authority (IANA) Procedures for the Management of the Service Name and Transport Protocol Port Number Registry", [BCP 165](#), [RFC 6335](#), DOI 10.17487/RFC6335, August 2011, <<https://www.rfc-editor.org/info/rfc6335>>.
- [RFC8174] Leiba, B., "Ambiguity of Uppercase vs Lowercase in [RFC 2119](#) Key Words", [BCP 14](#), [RFC 8174](#), DOI 10.17487/RFC8174, May 2017, <<https://www.rfc-editor.org/info/rfc8174>>.
- [RFC8186] Mirsky, G. and I. Meilik, "Support of the IEEE 1588 Timestamp Format in a Two-Way Active Measurement Protocol (TWAMP)", [RFC 8186](#), DOI 10.17487/RFC8186, June 2017, <<https://www.rfc-editor.org/info/rfc8186>>.
- [RFC8545] Morton, A., Ed. and G. Mirsky, Ed., "Well-Known Port Assignments for the One-Way Active Measurement Protocol (OWAMP) and the Two-Way Active Measurement Protocol (TWAMP)", [RFC 8545](#), DOI 10.17487/RFC8545, March 2019, <<https://www.rfc-editor.org/info/rfc8545>>.

[9.2](#). Informative References

- [BBF.TR-390]
"Performance Measurement from IP Edge to Customer Equipment using TWAMP Light", BBF TR-390, May 2017.
- [I-D.ietf-ippm-stamp-yang]
Mirsky, G., Xiao, M., and W. Luo, "Simple Two-way Active Measurement Protocol (STAMP) Data Model", [draft-ietf-ippm-stamp-yang-05](#) (work in progress), October 2019.

- [RFC4868] Kelly, S. and S. Frankel, "Using HMAC-SHA-256, HMAC-SHA-384, and HMAC-SHA-512 with IPsec", [RFC 4868](#), DOI 10.17487/RFC4868, May 2007, <<https://www.rfc-editor.org/info/rfc4868>>.
- [RFC7750] Hedin, J., Mirsky, G., and S. Baillargeon, "Differentiated Service Code Point and Explicit Congestion Notification Monitoring in the Two-Way Active Measurement Protocol (TWAMP)", [RFC 7750](#), DOI 10.17487/RFC7750, February 2016, <<https://www.rfc-editor.org/info/rfc7750>>.
- [RFC8085] Eggert, L., Fairhurst, G., and G. Shepherd, "UDP Usage Guidelines", [BCP 145](#), [RFC 8085](#), DOI 10.17487/RFC8085, March 2017, <<https://www.rfc-editor.org/info/rfc8085>>.

Authors' Addresses

Greg Mirsky
ZTE Corp.

Email: gregimirsky@gmail.com

Guo Jun
ZTE Corporation
68# Zijinghua Road
Nanjing, Jiangsu 210012
P.R.China

Phone: +86 18105183663
Email: guo.jun2@zte.com.cn

Henrik Nydell
Accedian Networks

Email: hnydell@accedian.com

Richard Foote
Nokia

Email: footer.foote@nokia.com

