

Network Working Group
Internet-Draft
Obsoletes: [6407](#) (if approved)
Intended status: Standards Track
Expires: January 13, 2022

V. Smyslov
ELVIS-PLUS
B. Weis
Independent
July 12, 2021

Group Key Management using IKEv2
draft-ietf-ipsecme-g-ikev2-03

Abstract

This document presents an extension to the Internet Key Exchange version 2 (IKEv2) protocol for the purpose of a group key management. The protocol is in conformance with the Multicast Security (MSEC) key management architecture, which contains two components: member registration and group rekeying. Both components require a Group Controller/Key Server to download IPsec group security associations to authorized members of a group. The group members then exchange IP multicast or other group traffic as IPsec packets. This document obsoletes [RFC 6407](#).

Status of This Memo

This Internet-Draft is submitted in full conformance with the provisions of [BCP 78](#) and [BCP 79](#).

Internet-Drafts are working documents of the Internet Engineering Task Force (IETF). Note that other groups may also distribute working documents as Internet-Drafts. The list of current Internet-Drafts is at <https://datatracker.ietf.org/drafts/current/>.

Internet-Drafts are draft documents valid for a maximum of six months and may be updated, replaced, or obsoleted by other documents at any time. It is inappropriate to use Internet-Drafts as reference material or to cite them other than as "work in progress."

This Internet-Draft will expire on January 13, 2022.

Copyright Notice

Copyright (c) 2021 IETF Trust and the persons identified as the document authors. All rights reserved.

This document is subject to [BCP 78](#) and the IETF Trust's Legal Provisions Relating to IETF Documents (<https://trustee.ietf.org/license-info>) in effect on the date of publication of this document. Please review these documents

carefully, as they describe your rights and restrictions with respect to this document. Code Components extracted from this document must include Simplified BSD License text as described in Section 4.e of the Trust Legal Provisions and are provided without warranty as described in the Simplified BSD License.

Table of Contents

1.	Introduction and Overview	3
1.1.	Requirements Language	5
1.2.	G-IKEv2 Integration into IKEv2 Protocol	5
1.2.1.	G-IKEv2 Transport and Port	6
1.2.2.	IKEv2 Header Initialization	6
1.3.	G-IKEv2 Protocol	6
1.3.1.	G-IKEv2 Payloads	6
1.4.	G-IKEv2 Member Registration and Secure Channel Establishment	7
1.4.1.	GSA_AUTH exchange	7
1.4.2.	GSA_REGISTRATION Exchange	9
1.4.3.	GM Registration Operations	10
1.4.4.	GCKS Registration Operations	12
1.4.5.	Group Maintenance Channel	13
1.4.6.	Counter-based modes of operation	21
2.	Group Key Management and Access Control	23
2.1.	Key Wrap Keys	23
2.1.1.	Default Key Wrap Key	24
2.2.	GCKS Key Management Semantics	24
2.2.1.	Forward Access Control Requirements	25
2.3.	GM Key Management Semantics	25
2.4.	Group SA Keys	27
3.	Header and Payload Formats	28
3.1.	G-IKEv2 Header	28
3.2.	Group Identification Payload	28
3.3.	Security Association - GM Supported Transforms Payload .	28
3.4.	Group Security Association Payload	28
3.4.1.	Group Policies	29
3.4.2.	Group Security Association Policy Substructure . . .	30
3.4.3.	Group Associated Policy Substructure	35
3.5.	Key Download Payload	37
3.5.1.	Wrapped Key Format	38
3.5.2.	Group Key Packet Substructure	39
3.5.3.	Member Key Packet Substructure	41
3.6.	Delete Payload	44
3.7.	Notify Payload	44
3.7.1.	USE_TRANSPORT_MODE Notification	45
3.8.	Authentication Payload	45
4.	Interaction with other IKEv2 Protocol Extensions	46
4.1.	Mixing Preshared Keys in IKEv2 for Post-quantum Security	46

5.	Security Considerations	48
5.1.	GSA Registration and Secure Channel	48
5.2.	GSA Maintenance Channel	48
5.2.1.	Authentication/Authorization	48
5.2.2.	Confidentiality	48
5.2.3.	Man-in-the-Middle Attack Protection	48
5.2.4.	Replay/Reflection Attack Protection	49
6.	IANA Considerations	49
6.1.	New Registries	49
6.2.	Changes in the Existing IKEv2 Registries	51
7.	Acknowledgements	52
8.	Contributors	52
9.	References	53
9.1.	Normative References	53
9.2.	Informative References	54
Appendix A.	Use of LKH in G-IKEv2	57
A.1.	Notation	57
A.2.	Group Creation	57
A.3.	Simple Group SA Rekey	58
A.4.	Group Member Exclusion	59
	Authors' Addresses	60

1. Introduction and Overview

A group key management protocol provides IPsec keys and policy to a set of IPsec devices which are authorized to communicate using a Group Security Association (GSA) defined in [RFC3740]. The data communications within the group (e.g., IP multicast packets) are protected by a key pushed to the group members (GMs) by the Group Controller/Key Server (GCKS). This document presents an extension to IKEv2 [RFC7296] called G-IKEv2, that allows to perform a group key management.

G-IKEv2 conforms to the Multicast Group Security Architecture [RFC3740], Multicast Extensions to the Security Architecture for the Internet Protocol [RFC5374] and the Multicast Security (MSEC) Group Key Management Architecture [RFC4046]. G-IKEv2 replaces GDOI [RFC6407], which defines a similar group key management protocol using IKEv1 [RFC2409] (since deprecated by IKEv2). When G-IKEv2 is used, group key management use cases can benefit from the simplicity, increased robustness and cryptographic improvements of IKEv2 (see [Appendix A of \[RFC7296\]](#)).

A GM begins a "registration" exchange when it first joins the group. With G-IKEv2, the GCKS authenticates and authorizes GMs, then pushes policy and keys used by the group to the GM. G-IKEv2 includes two "registration" exchanges. The first is the GSA_AUTH exchange ([Section 1.4.1](#)), which follows an IKE_SA_INIT exchange. The second is

the GSA_REGISTRATION exchange ([Section 1.4.2](#)), which a GM can use within an established IKE SA. Group rekeys are accomplished using either the GSA_REKEY pseudo-exchange (a single message distributed to all GMs, usually as a multicast message), or as a GSA_INBAND_REKEY exchange delivered individually to group members using existing IKE SAs).

Large and small groups may use different sets of these protocols. When a large group of devices are communicating, the GCKS is likely to use the GSA_REKEY message for efficiency. This is shown in Figure 1. (Note: For clarity, IKE_SA_INIT is omitted from the figure.)

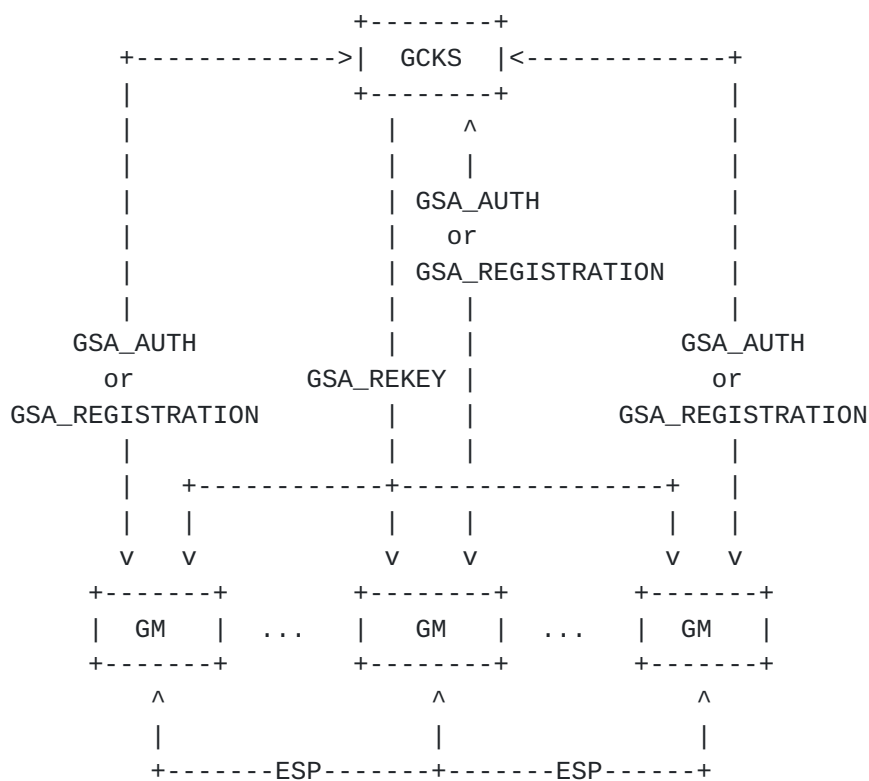


Figure 1: G-IKEv2 used in large groups

Alternatively, a small group may simply use the GSA_AUTH as a registration protocol, where the GCKS issues rekeys using the GSA_INBAND_REKEY within the same IKEv2 SA. The GCKS is also likely to be a GM in a small group (as shown in Figure 2.)

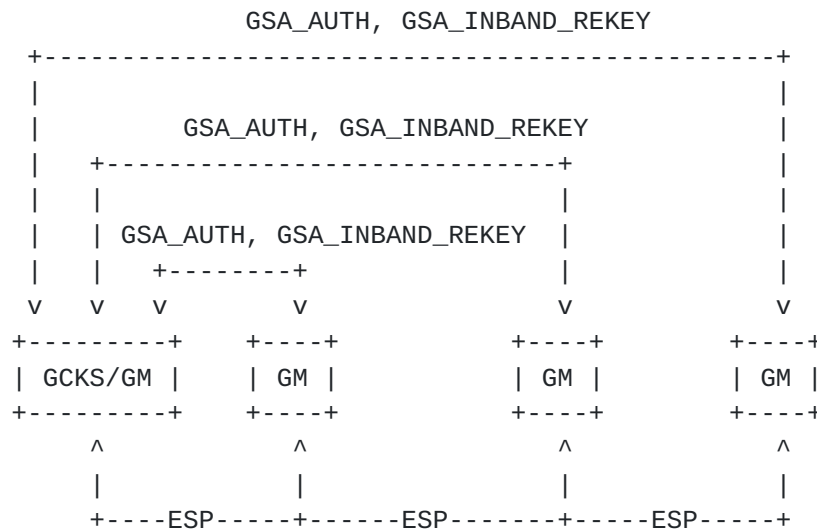


Figure 2: G-IKEv2 used in small groups

IKEv2 message semantics are preserved in that all communications consists of message request-response pairs. The exception to this rule is the GSA_REKEY pseudo-exchange, which is a single message delivering group updates to the GMs.

1.1. Requirements Language

The key words "MUST", "MUST NOT", "REQUIRED", "SHALL", "SHALL NOT", "SHOULD", "SHOULD NOT", "RECOMMENDED", "NOT RECOMMENDED", "MAY", and "OPTIONAL" in this document are to be interpreted as described in [BCP 14](#) [[RFC2119](#)] [[RFC8174](#)] when, and only when, they appear in all capitals, as shown here.

1.2. G-IKEv2 Integration into IKEv2 Protocol

G-IKEv2 uses the security mechanisms of IKEv2 (peer authentication, confidentiality, message integrity) to ensure that only authenticated devices have access to the group policy and keys. The G-IKEv2 exchange further provides group authorization, and secure policy and key download from the GCKS to GMs. Some IKEv2 extensions require special handling if used with G-IKEv2. See [Section 4](#) for more details.

It is assumed that readers are familiar with the IKEv2 protocol, so this document skips many details that are described in [\[RFC7296\]](#).

1.2.1. G-IKEv2 Transport and Port

G-IKEv2 SHOULD use UDP port 848, the same as GDOI [[RFC6407](#)], because they serve a similar function. They can use the same ports, just as IKEv1 and IKEv2 can share port 500. The version number in the IKE header distinguishes the G-IKEv2 protocol from GDOI protocol [[RFC6407](#)]. G-IKEv2 MAY also use the IKEv2 ports (500, 4500), which would provide a better integration with IKEv2. G-IKEv2 MAY also use TCP transport for registration (unicast) IKE SA, as defined in [[RFC8229](#)].

1.2.2. IKEv2 Header Initialization

The Major Version is (2) and Minor Version is (0) according to IKEv2 [[RFC7296](#)], and maintained in this document. The G-IKEv2 IKE_SA_INIT, GSA_AUTH, GSA_REGISTRATION and GSA_INBAND_REKEY use the IKE SPI according to IKEv2 [[RFC7296](#)], [section 2.6](#).

1.3. G-IKEv2 Protocol

1.3.1. G-IKEv2 Payloads

In the following descriptions, the payloads contained in the G-IKEv2 messages are indicated by names as listed below.

Notation	Payload

AUTH	Authentication
CERT	Certificate
CERTREQ	Certificate Request
D	Delete
GSA	Group Security Association
HDR	IKEv2 Header
IDg	Identification - Group
IDi	Identification - Initiator
IDr	Identification - Responder
KD	Key Download
KE	Key Exchange
Ni, Nr	Nonce
N	Notify
SA	Security Association
SAg	Security Association - GM Supported Transforms

Payloads defined as part of other IKEv2 extensions MAY also be included in these messages. Payloads that may optionally appear in G-IKEv2 messages will be shown in brackets, such as [CERTREQ].

G-IKEv2 defines several new payloads not used in IKEv2:

- o IDg (Group ID) - The GM requests the GCKS for membership into the group by sending its IDg payload.
- o GSA (Group Security Association) - The GCKS sends the group policy to the GM using this payload.
- o KD (Key Download) - The GCKS sends the keys and the security parameters to the GMs using the KD payload.
- o SAg (Security Association - GM Supported Transforms) - the GM sends supported transforms, so that GCKS may select a policy appropriate for all members of the group.

The details of the contents of each payload are described in [Section 3](#).

1.4. G-IKEv2 Member Registration and Secure Channel Establishment

The registration protocol consists of a minimum of two messages exchanges, IKE_SA_INIT and GSA_AUTH; member registration may have a few more messages exchanged if the EAP method, cookie challenge (for DoS protection) or negotiation of Diffie-Hellman group is included. Each exchange consists of request/response pairs. The first exchange IKE_SA_INIT is defined in IKEv2 [[RFC7296](#)]. This exchange negotiates cryptographic algorithms, exchanges nonces and does a Diffie-Hellman exchange between the group member (GM) and the Group Controller/Key Server (GCKS).

The second exchange GSA_AUTH authenticates the previous messages, exchanges identities and certificates. These messages are encrypted and integrity protected with keys established through the IKE_SA_INIT exchange, so the identities are hidden from eavesdroppers and all fields in all the messages are authenticated. The GCKS SHOULD authorize group members to be allowed into the group as part of the GSA_AUTH exchange. Once the GCKS accepts a group member to join a group it will download the data security keys (TEKs) and/or group key encrypting key (KEK) or KEK array as part of the GSA_AUTH response message.

1.4.1. GSA_AUTH exchange

After the group member and GCKS use the IKE_SA_INIT exchange to negotiate cryptographic algorithms, exchange nonces, and perform a Diffie-Hellman exchange as defined in IKEv2 [[RFC7296](#)], the GSA_AUTH exchange MUST complete before any other exchanges can be done. The security properties of the GSA_AUTH exchange are the same as the properties of the IKE_AUTH exchange. It is used to authenticate the IKE_SA_INIT messages, exchange identities and certificates. G-IKEv2

also uses this exchange for group member registration and authorization. Even though the IKE_AUTH does contain the SA2, TS_i, and TS_r payload the GSA_AUTH does not. They are not needed because policy is not negotiated between the group member and the GCKS, but instead downloaded from the GCKS to the group member.

```

Initiator (Member)                                Responder (GCKS)
-----
HDR, SK{IDi, [CERT,] [CERTREQ,] [IDr,]
    AUTH, IDg, [SAG,] [N]}          -->

```

Figure 3: GSA_AUTH Request

After the IKE_SA_INIT exchange completes, the group member initiates a GSA_AUTH request to join a group indicated by the ID_g payload. The GM MAY include an SAG payload declaring which Transforms it is willing to accept. A GM that intends to emit data packets SHOULD include a Notify payload status type of SENDER, which enables the GCKS to provide any additional policy necessary by group senders.

```

Initiator (Member)                                Responder (GCKS)
-----
<-- HDR, SK{IDr, [CERT,]
    AUTH, [GSA, KD,] [N,] [D]}

```

Figure 4: GSA_AUTH Normal Response

The GCKS responds with ID_r, optional CERT, and AUTH material as if it were an IKE_AUTH. It also informs the group member of the cryptographic policies of the group in the GSA payload and the key material in the KD payload. The GCKS can also include a Delete (D) payload instructing the group member to delete existing SAs it might have as the result of a previous group member registration. Note, that since the GCKS generally doesn't know which SAs the GM has, the SPI field in the Delete payload(s) SHOULD be set to zero in this case. (See more discussion on the Delete payload in [Section 3.6](#).)

In addition to the IKEv2 error handling, the GCKS can reject the registration request when the ID_g is invalid or authorization fails, etc. In these cases, see [Section 3.7](#), the GSA_AUTH response will not include the GSA and KD, but will include a Notify payload indicating errors. If the group member included an SAG payload, and the GCKS chooses to evaluate it, and it detects that that group member cannot support the security policy defined for the group, then the GCKS SHOULD return a NO_PROPOSAL_CHOSEN. Other types of notifications can be AUTHORIZATION_FAILED or REGISTRATION_FAILED.


```

Initiator (Member)                Responder (GCKS)
-----
                                <-- HDR, SK{IDr, [CERT,] AUTH, N}

```

Figure 5: GSA_AUTH Error Response

If the group member finds the policy sent by the GCKS is unacceptable, the member SHOULD initiate GSA_REGISTRATION exchange sending IDg and the Notify NO_PROPOSAL_CHOSEN (see [Section 1.4.2](#)).

1.4.2. GSA_REGISTRATION Exchange

When a secure channel is already established between a GM and the GCKS, the GM registration for a group can reuse the established secure channel. In this scenario the GM will use the GSA_REGISTRATION exchange. Payloads in the exchange are generated and processed as defined in [Section 1.4.1](#).

```

Initiator (Member)                Responder (GCKS)
-----
HDR, SK{IDg, [SAg,] [N]} -->
                                <-- HDR, SK{GSA,] [N,] [D]}

```

Figure 6: GSA_REGISTRATION Normal Exchange

As with GSA_AUTH exchange, the GCKS can reject the registration request when the IDg is invalid or authorization fails, or GM cannot support the security policy defined for the group (which can be concluded by GCKS by evaluation of SAg payload). In this case the GCKS returns an appropriate error notification as described in [Section 1.4.1](#).

```

Initiator (Member)                Responder (GCKS)
-----
HDR, SK{IDg, [SAg,] [N]} -->
                                <-- HDR, SK{N}

```

Figure 7: GSA_REGISTRATION Error Exchange

This exchange can also be used if the group member finds the policy sent by the GCKS is unacceptable or for some reason wants to leave the group. The group member SHOULD notify the GCKS by sending IDg and the Notify type NO_PROPOSAL_CHOSEN or REGISTRATION_FAILED, as shown below. The GCKS in this case MUST remove the GM from the group IDg.



Figure 8: GM Reporting Errors in GSA_REGISTRATION Exchange

1.4.3. GM Registration Operations

A G-IKEv2 Initiator (GM) requesting registration contacts the GCKS using the IKE_SA_INIT exchange and receives the response from the GCKS. This exchange is unchanged from the IKE_SA_INIT in IKEv2 protocol.

Upon completion of parsing and verifying the IKE_SA_INIT response, the GM sends the GSA_AUTH message with the IKEv2 payloads from IKE_AUTH (without the SAI2, TSi and TSr payloads) along with the Group ID informing the GCKS of the group the initiator wishes to join. An initiator intending to emit data traffic SHOULD send a SENDER Notify payload status. The SENDER notification not only signifies that it is a sender, but provides the initiator the ability to request Sender-ID values, in case the data security SA supports a counter mode cipher. [Section 1.4.6](#)) includes guidance on requesting Sender-ID values.

A GM may be limited in the types of Transforms that it is able or willing to use, and may find it useful to inform the GCKS which Transforms it is willing to accept for different security protocols. Proposals for Rekey SA (with protocol GIKE_REKEY) and for data security (AH [\[RFC4302\]](#) and/or ESP [\[RFC4303\]](#)) SAs may be included into SAg. Each Proposal contains a list of Transforms that the GM is able to support for that protocol. Valid transform types depend on the protocol and are defined in Figure 15. Other transform types SHOULD NOT be included. The SPI length of each Proposal in an SAg is set to zero, and thus the SPI field is empty. The GCKS MUST ignore SPI field in the SAg payload.

Generally, a single Proposal of each type will suffice, because the group member is not negotiating Transform sets, simply alerting the GCKS to restrictions it may have. In particular, the restriction from [Section 3.3 of \[RFC7296\]](#) that AEAD and non-AEAD transforms must not be combined in a single proposal doesn't hold when the SAg payload is being formed. However if the GM has restrictions on combination of algorithms, this can be expressed by sending several proposals.

Proposal Num field in Proposal substructure is treated specially in SAg payload: it allows a GM to indicate that algorithms used in Rekey

SA and in data security (AH and/or ESP) SAs are dependent. In particular, Proposals of different types having the same value in Proposal Num field are treated as a set, so that if GCKS uses transforms from one of such Proposal for one protocol, then it MUST only use transforms from one of the Proposals with the same value in Proposal Num field for other protocols. For example, a GM may support algorithms X and Y for both Rekey and data security SAs, but with a restriction that if X is used in Rekey SA, then only X can be used in data security SAs, and the same for Y. To indicate this the GM sends several Proposals marking those of them that must be used in conjunction by putting the same value in their Proposal Num field. In the simplest case when no dependency between transforms exists, all Proposals in SAg payload will have the same value in Proposal Num field.

Although the SAg payload is optional, it is RECOMMENDED for the GM to include this payload into the GSA_AUTH request to allow the GCKS to select an appropriate policy.

A GM may also indicate the support for IPcomp by inclusion one or more the IPCOMP_SUPPORTED notifications along with the SAg payload. The CPI in these notifications is set to zero and MUST be ignored by the GCKS.

Upon receiving the GSA_AUTH response, the initiator parses the response from the GCKS authenticating the exchange using the IKEv2 method, then processes the GSA and KD.

The GSA payload contains the security policy and cryptographic protocols used by the group. This policy describes the Rekey SA (KEK), Data-security SAs (TEK), and other group policy (GAP). If the policy in the GSA payload is not acceptable to the GM, it SHOULD notify the GCKS by initiating a GSA_REGISTRATION exchange with a NO_PROPOSAL_CHOSEN Notify payload (see [Section 1.4.2](#)). Note, that this should normally not happen if the GM includes SAg payload in the GSA_AUTH request and the GCKS takes it into account. Finally the KD are parsed providing the keying material for the TEK and/or KEK. The GM interprets the KD key packets, where each key packet includes the keying material for SAs distributed in the GSA payload. Keying material is matched by comparing the SPIs in the key packets to SPIs previously included in the GSA payloads. Once TEK keys and policy are matched, the GM provides them to the data security subsystem, and it is ready to send or receive packets matching the TEK policy.

The GSA KEK policy MUST include the attribute GSA_INITIAL_MESSAGE_ID with a first Message ID the GM should expect to receive if it is non-zero. The value of the attribute MUST be checked by a GM against any previously received Message ID for this group. If it is less than

the previously received number, it should be considered stale and ignored. This could happen if two GSA_AUTH exchanges happened in parallel, and the Message ID changed. This attribute is used by the GM to prevent GSA_REKEY message replay attacks. The first GSA_REKEY message that the GM receives from the GCKS must have a Message ID greater or equal to the Message ID received in the GSA_INITIAL_MESSAGE_ID attribute.

Once a GM has received GSA_REKEY policy during a registration the IKE SA may be closed. However, the GM SHOULD NOT close IKE SA, it is the GCKS who makes the decision whether to close or keep it, because depending on the policy the IKE SA may be used for inband rekeying for small groups.

1.4.4. GCKS Registration Operations

A G-IKEv2 GCKS passively listens for incoming requests from group members. When the GCKS receives an IKE_SA_INIT request, it selects an IKE proposal and generates a nonce and DH to include them in the IKE_SA_INIT response.

Upon receiving the GSA_AUTH request, the GCKS authenticates the group member using the same procedures as in the IKEv2 IKE_AUTH. The GCKS then authorizes the group member according to group policy before preparing to send the GSA_AUTH response. If the GCKS fails to authorize the GM, it will respond with an AUTHORIZATION_FAILED notify message.

The GSA_AUTH response will include the group policy in the GSA payload and keys in the KD payload. If the GCKS policy includes a group rekey option, this policy is constructed in the GSA KEK and the key is constructed in the KD KEK. The GSA KEK MUST include the GSA_INITIAL_MESSAGE_ID attribute, specifying the starting Message ID the GCKS will use when sending the GSA_REKEY message to the group member if this Message ID is non-zero. This Message ID is used to prevent GSA_REKEY message replay attacks and will be increased each time a GSA_REKEY message is sent to the group. The GCKS data traffic policy is included in the GSA TEK and keys are included in the KD TEK. The GAP MAY also be included to provide the ATD and/or DTD ([Section 3.4.3.1](#)) specifying activation and deactivation delays for SAs generated from the TEKs. If the group member has indicated that it is a sender of data traffic and one or more Data Security SAs distributed in the GSA payload included a counter mode of operation, the GCKS responds with one or more SIDs (see [Section 1.4.6](#)).

If the GCKS receives a GSA_REGISTRATION exchange with a request to register a GM to a group, the GCKS will need to authorize the GM with the new group (IDg) and respond with the corresponding group policy

and keys. If the GCKS fails to authorize the GM, it will respond with the AUTHORIZATION_FAILED notification.

If a group member includes an SAg in its GSA_AUTH or GSA_REGISTRATION request, the GCKS MAY evaluate it according to an implementation specific policy.

- o The GCKS could evaluate the list of Transforms and compare it to its current policy for the group. If the group member did not include all of the ESP or AH Transforms in its current policy, then it could return a NO_PROPOSAL_CHOSEN Notification.
- o The GCKS could store the list of Transforms, with the goal of migrating the group policy to a different Transform when all of the group members indicate that they can support that Transform.
- o The GCKS could store the list of Transforms and adjust the current group policy based on the capabilities of the devices as long as they fall within the acceptable security policy of the GCKS.

Depending on its policy, the GCKS may have no need for the IKE SA (e.g., it does not plan to initiate an GSA_INBAND_REKEY exchange). If the GM does not initiate another registration exchange or Notify (e.g., NO_PROPOSAL_CHOSEN), and also does not close the IKE SA and the GCKS is not intended to use the SA, then after a short period of time the GCKS SHOULD close the IKEv2 SA. The delay before closing provides for receipt of a GM's error notification in the event of packet loss.

1.4.5. Group Maintenance Channel

The GCKS is responsible for rekeying the secure group per the group policy. Rekeying is an operation whereby the GCKS provides replacement TEKs and KEK, deleting TEKs, and/or excluding group members. The GCKS may initiate a rekey message if group membership and/or policy has changed, or if the keys are about to expire. Two forms of group maintenance channels are provided in G-IKEv2 to push new policy to group members.

GSA_REKEY The GSA_REKEY is a pseudo-exchange initiated by the GCKS, where the rekey policy is usually delivered to group members using IP multicast as a transport. This is not a real IKEv2 exchange, since no response messages are sent. This method is valuable for large and dynamic groups, and where policy may change frequently and a scalable rekeying method is required. When the GSA_REKEY is used, the IKEv2 SA protecting the member registration exchanges is usually terminated, and group members await policy changes from the GCKS via the GSA_REKEY messages.

GSA_INBAND_REKEY The GSA_INBAND_REKEY is a normal IKEv2 exchange using the IKEv2 SA that was setup to protecting the member registration exchange. This exchange allows the GCKS to rekey without using an independent GSA_REKEY pseudo-exchange. The GSA_INBAND_REKEY exchange provides a reliable policy delivery and is useful when G-IKEv2 is used with a small group of cooperating devices.

Depending on the policy the GCKS MAY combine these two methods. For example, it may use the GSA_INBAND_REKEY to deliver key to the GMs in the group acting as senders (as this would provide reliable keys delivery), and the GSA_REKEY for the rest GMs.

1.4.5.1. GSA_REKEY

The GCKS initiates the G-IKEv2 Rekey securely, usually using IP multicast. Since this rekey does not require a response and it sends to multiple GMs, G-IKEv2 rekeying MUST NOT support IKE SA windowing. The GCKS rekey message replaces the rekey GSA KEK or KEK array, and/or creates a new Data-Security GSA TEK. The SID Download attribute in the Key Download payload (defined in [Section 3.5.3.2](#)) MUST NOT be part of the Rekey Exchange as this is sender specific information and the Rekey Exchange is group specific. The GCKS initiates the GSA_REKEY pseudo-exchange as following:

Members (Responder)	GCKS (Initiator)
-----	-----
	<-- HDR, SK{GSA, KD, [N,] [D,] [AUTH]}

Figure 9: GSA_REKEY Pseudo-Exchange

HDR is defined in [Section 3.1](#). The Message ID in this message will start with the value the GCKS sent to the group members in the KEK attribute GSA_INITIAL_MESSAGE_ID or from zero if this attribute wasn't sent. The Message ID will be incremented each time a new GSA_REKEY message is sent to the group members.

The GSA payload contains the current rekey and data security SAs. The GSA may contain a new rekey SA and/or a new data security SA [Section 3.4](#).

The KD payload contains the keys for the policy included in the GSA. If the data security SA is being refreshed in this rekey message, the IPsec keys are updated in the KD, and/or if the rekey SA is being refreshed in this rekey message, the rekey Key or the LKH KEK array is updated in the KD payload.

A Delete payload MAY be included to instruct the GM to delete existing SAs.

The AUTH payload MUST be included to authenticate the GSA_REKEY message if the authentication method is based on public key signatures or a dedicated shared secret and MUST NOT be included if authentication is implicit. In a latter case, the fact that a GM can decrypt the GSA_REKEY message and verify its ICV proves that the sender of this message knows the current KEK, thus authenticating that the sender is a member of the group. Shared secret and implicit authentication don't provide source origin authentication. For this reason using them as authentication methods for GSA_REKEY is NOT RECOMMENDED unless source origin authentication is not required (for example, in a small group of highly trusted GMs). If AUTH payload is included then the Auth Method field MUST NOT be NULL Authentication.

During group member registration, the GCKS sends the authentication key in the GSA KEK payload, AUTH_KEY attribute, which the group member uses to authenticate the key server. Before the current Authentication Key expires, the GCKS will send a new AUTH_KEY to the group members in a GSA_REKEY message. The AUTH key that is used in the rekey message may be not the same as the authentication key used in GSA_AUTH. If implicit authentication is used, then AUTH_KEY MUST NOT be sent to GMs.

1.4.5.1.1. GSA_REKEY Messages Authentication

The content of the AUTH payload depends on the authentication method and is either a digital signature or a result of prf applied to the content of the not yet encrypted GSA_REKEY message.

The authentication algorithm (prf or digital signing) is applied to the concatenation of two chunks: A and P. The chunk A lasts from the first octet of the G-IKEv2 Header (not including prepended four octets of zeros, if port 4500 is used) to the last octet of the Encrypted Payload header. The chunk P consists of the not yet encrypted content of the Encrypted payload, excluding the Initialization Vector, the Padding, the Pad Length and the Integrity Checksum Data fields (see 3.14 of [[RFC7296](#)] for description of the Encrypted payload). In other words, the P chunk is the inner payloads of the Encrypted payload in plaintext form. These inner payloads must be fully formed and ready for encryption except for the AUTH payload. Figure 10 illustrates the layout of the P and A chunks in the GSA_REKEY message.

The AUTH payload must have correct values in the Payload Header, the Auth Method and the RESERVED fields. The Authentication Data field is zeroed, but if Digital Signature authentication method is in use,

then the ASN.1 Length and the AlgorithmIdentifier fields must be properly filled in, see [[RFC7427](#)].

For the purpose of the AUTH payload calculation the Length field in the IKE header and the Payload Length field in the Encrypted Payload header are adjusted so that they don't count the lengths of Initialization Vector, Integrity Checksum Data and Padding (along with Pad Length field). In other words, the Length field in the IKE header (denoted as AdjustedLen in Figure 10) is set to the sum of the lengths of A and P, and the Payload Length field in the Encrypted Payload header (denoted as AdjustedPldLen in Figure 10) is set to the length of P plus the size of the Payload header (four octets).

DataToAuthenticate = A | P

GsaRekeyMessage = GenIKEHDR | EncPayload

GenIKEHDR = [four octets 0 if using port 4500] | AdjustedIKEHDR

AdjustedIKEHDR = SPIi | SPIr | . . . | AdjustedLen

EncPayload = AdjustedEncPldHdr | IV | InnerPlds | Pad | PadLen | ICV

AdjustedEncPldHdr = NextPld | C | RESERVED | AdjustedPldLen

A = AdjustedIKEHDR | AdjustedEncPldHdr

P = InnerPlds

RESERVED field in the reconstructed Encrypted Payload header MUST be set to the value of the RESERVED field in the Encrypted Fragment payload header from the first fragment (that with Fragment Number equal to 1).

1.4.5.1.2. GSA_REKEY GCKS Operations

The GCKS builds the rekey message with a Message ID value that is one greater than the value included in the previous rekey. If the message is using a new KEK attribute, the Message ID is reset to 0 in this message. The GSA, KD, N and D payloads follow with the same characteristics as in the GSA Registration exchange.

The AUTH payload (if present) is created as defined in [Section 1.4.5.1.1](#).

Because GSA_REKEY messages are not acknowledged and could be discarded by the network, one or more GMs may not receive the message. To mitigate such lost messages, during a rekey event the GCKS may transmit several GSA_REKEY messages with the new policy. The retransmitted messages MUST be bitwise identical and SHOULD be sent within a short time interval (a few seconds) to ensure that time-to-live would not be substantially skewed for the GMs that would receive different copies of the messages.

GCKS may also include one or several GSA_NEXT_SPI attributes specifying SPIs for the prospected rekeys, so that listening GMs are able to detect lost rekey messages and recover from this situation. See Sections [Section 3.4.2.2.3](#) for more detail.

1.4.5.1.3. GSA_REKEY GM Operations

When a group member receives the Rekey Message from the GCKS it decrypts the message using the current KEK, validates its authenticity using the key retrieved in a previous G-IKEv2 exchange if AUTH payload is present, verifies the Message ID, and processes the GSA and KD payloads. The group member then downloads the new data security SA and/or new rekey SA. The parsing of the payloads is identical to the parsing done in the registration exchange.

Replay protection is achieved by a group member rejecting a GSA_REKEY message which has a Message ID smaller than the current Message ID that the GM is expecting. The GM expects the Message ID in the first GSA_REKEY message it receives to be equal or greater than the Message ID it receives in the GSA_INITIAL_MESSAGE_ID attribute. Note, that if no this attribute was received for the Rekey SA, the GM MUST assume zero as the first expected Message ID. The GM expects the

Message ID in subsequent GSA_REKEY messages to be greater than the last valid GSA_REKEY message ID it received.

If the GSA payload includes a Data-Security SA including a counter-modes of operation and the receiving group member is a sender for that SA, the group member uses its current SID value with the Data-Security SAs to create counter-mode nonces. If it is a sender and does not hold a current SID value, it MUST NOT install the Data-Security SAs. It MAY initiate a GSA_REGISTRATION exchange to the GCKS in order to obtain an SID value (along with current group policy).

Once a new Rekey SA is installed as a result of GSA_REKEY message, the current Rekey SA (over which the message was received) MUST be silently deleted after waiting DEACTIVATION_TIME_DELAY interval regardless of its expiration time. If the GSA TEK payload includes GSA_REKEY_SPI attribute then after installing a new Data-Security SA the old one, identified by the SPI in this attribute, MUST be silently deleted after waiting DEACTIVATION_TIME_DELAY interval regardless of its expiration time.

If a Data-Security SA is not rekeyed yet and is about to expire (a "soft lifetime" expiration is described in [Section 4.4.2.1 of \[RFC4301\]](#)), the GM SHOULD initiate a registration to the GCKS. This registration serves as a request for current SAs, and will result in the download of replacement SAs, assuming the GCKS policy has created them. A GM SHOULD also initiate a registration request if a Rekey SA is about to expire and not yet replaced with a new one.

1.4.5.1.4. IKE Fragmentation

IKE fragmentation [[RFC7383](#)] can be used to perform fragmentation of large GSA_REKEY messages, however when the GSA_REKEY message is emitted as an IP multicast packet there is a lack of response from the GMs. This has the following implications.

- o Policy regarding the use of IKE fragmentation is implicit. If a GCKS detects that all GMs have negotiated support of IKE fragmentation in IKE_SA_INIT, then it MAY use IKE fragmentation on large GSA_REKEY messages.
- o The GCKS must always use IKE fragmentation based on a known fragmentation threshold (unspecified in this memo), as there is no way to check if fragmentation is needed by first sending unfragmented messages and waiting for response.
- o PMTU probing cannot be performed due to lack of GSA_REKEY response message.

1.4.5.2. GSA_INBAND_REKEY Exchange

When the IKEv2 SA protecting the member registration exchange is maintained while group member participates in the group, the GCKS can use the GSA_INBAND_REKEY exchange to individually provide policy updates to the group member.

```

Member (Responder)          GCKS (Initiator)
-----
                                <-- HDR, SK{GSA, KD, [N,] [D]}
HDR, SK{}                   -->

```

Figure 11: GSA_INBAND_REKEY Exchange

Because this is a normal IKEv2 exchange, the HDR is treated as defined in [[RFC7296](#)].

1.4.5.2.1. GSA_INBAND_REKEY GCKS Operations

The GSA, KD, N and D payloads are built in the same manner as in a registration exchange.

1.4.5.2.2. GSA_INBAND_REKEY GM Operations

The GM processes the GSA, KD, N and D payloads in the same manner as if they were received in a registration exchange.

1.4.5.3. Deletion of SAs

There are occasions when the GCKS may want to signal to group members to delete policy at the end of a broadcast, or if group policy has changed. Deletion of keys MAY be accomplished by sending the G-IKEv2 Delete Payload [[RFC7296](#)], [section 3.11](#) as part of the GSA_REKEY pseudo-exchange as shown below.

```

Members (Responder)          GCKS (Initiator)
-----
                                <-- HDR, SK{[GSA,] [KD,], [N] [D,] [AUTH]}

```

Figure 12: SA Deletion in GSA_REKEY

The GSA MAY specify the remaining active time of the remaining policy by using the DTD attribute in the GSA GAP. If a GCKS has no further SAs to send to group members, the GSA and KD payloads MUST be omitted from the message. There may be circumstances where the GCKS may want to start over with a clean state. If the administrator is no longer confident in the integrity of the group, the GCKS can signal deletion of all the policies of a particular TEK protocol by sending a TEK

with a SPI value equal to zero in the delete payload. For example, if the GCKS wishes to remove all the KEKs and all the TEKs in the group, the GCKS SHOULD send a Delete payload with a SPI of zero and Protocol ID of AH or ESP, followed by another Delete payload with a SPI of zero and Protocol ID of GIKE_REKEY, indicating that the KEK SA should be deleted.

1.4.6. Counter-based modes of operation

Several new counter-based modes of operation have been specified for ESP (e.g., AES-CTR [[RFC3686](#)], AES-GCM [[RFC4106](#)], AES-CCM [[RFC4309](#)], ChaCha20-Poly1305 [[RFC7634](#)], AES-GMAC [[RFC4543](#)]) and AH (e.g., AES-GMAC [[RFC4543](#)]). These counter-based modes require that no two senders in the group ever send a packet with the same Initialization Vector (IV) using the same cipher key and mode. This requirement is met in G-IKEv2 when the following requirements are met:

- o The GCKS distributes a unique key for each Data-Security SA.
- o The GCKS uses the method described in [[RFC6054](#)], which assigns each sender a portion of the IV space by provisioning each sender with one or more unique SID values.

1.4.6.1. Allocation of SIDs

When at least one Data-Security SA included in the group policy includes a counter-based mode of operation, the GCKS automatically allocates and distributes one SID to each group member acting in the role of sender on the Data-Security SA. The SID value is used exclusively by the group member to which it was allocated. The group member uses the same SID for each Data-Security SA specifying the use of a counter-based mode of operation. A GCKS MUST distribute unique keys for each Data-Security SA including a counter-based mode of operation in order to maintain unique key and nonce usage.

During registration, the group member can choose to request one or more SID values. Requesting a value of 1 is not necessary since the GCKS will automatically allocate exactly one to the group member. A group member MUST request as many SIDs matching the number of encryption modules in which it will be installing the TEKs in the outbound direction. Alternatively, a group member MAY request more than one SID and use them serially. This could be useful when it is anticipated that the group member will exhaust their range of Data-Security SA nonces using a single SID too quickly (e.g., before the time-based policy in the TEK expires).

When the group policy includes a counter-based mode of operation, a GCKS SHOULD use the following method to allocate SID values, which ensures that each SID will be allocated to just one group member.

1. A GCKS maintains an SID-counter, which records the SIDs that have been allocated. SIDs are allocated sequentially, with zero as the first allocated SID.
2. Each time an SID is allocated, the current value of the counter is saved and allocated to the group member. The SID-counter is then incremented in preparation for the next allocation.
3. When the GCKS specifies a counter-based mode of operation in the data security SA a group member may request a count of SIDs during registration in a Notify payload information of type SENDER. When the GCKS receives this request, it increments the SID-counter once for each requested SID, and distributes each SID value to the group member. The GCKS SHOULD have a policy-defined upper bound for the number of SIDs that it will return irrespective of the number requested by the GM.
4. A GCKS allocates new SID values for each GSA_REGISTRATION exchange originated by a sender, regardless of whether a group member had previously contacted the GCKS. In this way, the GCKS is not required to maintaining a record of which SID values it had previously allocated to each group member. More importantly, since the GCKS cannot reliably detect whether the group member had sent data on the current group Data-Security SAs it does not know what Data-Security counter-mode nonce values that a group member has used. By distributing new SID values, the key server ensures that each time a conforming group member installs a Data-Security SA it will use a unique set of counter-based mode nonces.
5. When the SID-counter maintained by the GCKS reaches its final SID value, no more SID values can be distributed. Before distributing any new SID values, the GCKS MUST delete the Data-Security SAs for the group, followed by creation of new Data-Security SAs, and resetting the SID-counter to its initial value.
6. The GCKS SHOULD send a GSA_REKEY message deleting all Data-Security SAs and the Rekey SA for the group. This will result in the group members initiating a new GSA_REGISTRATION exchange, in which they will receive both new SID values and new Data-Security SAs. The new SID values can safely be used because they are only used with the new Data-Security SAs. Note that deletion of the Rekey SA is necessary to ensure that group members receiving a GSA_REKEY message before the re-register do not inadvertently use

their old SIDs with the new Data-Security SAs. Using the method above, at no time can two group members use the same IV values with the same Data-Security SA key.

1.4.6.2. GM Usage of SIDs

A GM applies the SID to data security SA as follows.

- o The most significant bits `NUMBER_OF_SID_BITS` of the IV are taken to be the SID field of the IV.
- o The SID is placed in the least significant bits of the SID field, where any unused most significant bits are set to zero. If the SID value doesn't fit into the `NUMBER_OF_SID_BITS` bits, then the GM MUST treat this as a fatal error and re-register to the group.

2. Group Key Management and Access Control

Through the G-IKEv2 rekey, G-IKEv2 supports algorithms such as Logical Key Hierarchy (LKH) that have the property of denying access to a new group key by a member removed from the group (forward access control) and to an old group key by a member added to the group (backward access control). An unrelated notion to PFS, "forward access control" and "backward access control" have been called "perfect forward security" and "perfect backward security" in the literature [[RFC2627](#)].

Group management algorithms providing forward and backward access control other than LKH have been proposed in the literature, including OFT [[OFT](#)] and Subset Difference [[NNL](#)]. These algorithms could be used with G-IKEv2, but are not specified as a part of this document.

The Group Key Management Method transform from the GSA policy specifies how members of the group obtain group keys. This document specifies a single method for the group key management - Wrapped Key Download. This method assumes that all group keys are sent to the GMs by the GCKS encrypted with other keys, called Key Wrap Keys (KWK).

2.1. Key Wrap Keys

Every GM always knows at least one KWK - the KWK that is associated with the IKE SA or multicast rekey SA the wrapped keys are sent over. In this document it is called default KWK and is denoted as `SK_w`.

The GCKS may also send other keys to GMs that will be used as Key Wrap Keys for the purpose of building key hierarchy. Each such key

is associated with an encryption algorithm from the Encryption Algorithm transform used for the SA the key is sent in. The size of such key MUST be of the size of the key size of this Encryption Algorithm transform (taking into consideration the Key Length attribute for this transform if present). This association persists even if the key is used later in the context of another SA with possibly different Encryption Algorithm transform.

To have an ability to provide forward access control the GCKS provides each GM with a personal key at the time of registration. Besides several intermediate keys that form a key hierarchy and are shared among several GMs are provided by the GCKS.

2.1.1. Default Key Wrap Key

The default KWK (SK_w) is only used in the context of a single IKE SA. Every IKE SA (unicast or group rekey) will have its own SK_w. The SK_w is used with the algorithm from the Encryption Algorithm transform used for the SA the SK_w is used in. The size of SK_w MUST be of the key size of this Encryption Algorithm transform (taking into consideration the Key Length attribute for this transform if present).

For the unicast IKE SA (used for the GM registration and optionally for GSA_INBAND_REKEY exchanges) the SK_w is computed as follows:

$$SK_w = \text{prf}+(SK_d, \text{"Key Wrap for G-IKEv2"})$$

where the string "Key Wrap for G-IKEv2" is 20 ASCII characters without null termination.

For the multicast rekey SA the SK_w is provided along with other SA keys as defined in [Section 2.4](#).

2.2. GCKS Key Management Semantics

Wrapped Key Download method allows the GCKS to employ various key management policies.

- o A simple key management policy - when the GCKS always sends group SA keys encrypted with the SK_w.
- o An LKH key management policy - when the GCKS provides each GM with an individual key at the time of GM registration (encrypted with SK_w). Then the GCKS forms an hierarchy of keys so that the group SA keys are encrypted with other keys which are encrypted with other keys and so on, tracing back to the individual GMs' keys.

Other key policies may also be employed by the GCKS.

2.2.1. Forward Access Control Requirements

When group membership is altered using a group management algorithm new GSA TEKs (and their associated keys) are usually also needed. New GSAs and keys ensure that members who were denied access can no longer participate in the group.

If forward access control is a desired property of the group, new GSA TEKs and the associated key packets in the KD payload MUST NOT be included in a G-IKEv2 rekey message which changes group membership. This is required because the GSA TEK policy and the associated key packets in the KD payload are not protected with the new KEK. A second G-IKEv2 rekey message can deliver the new GSA TEKS and their associated key packets because it will be protected with the new KEK, and thus will not be visible to the members who were denied access.

If forward access control policy for the group includes keeping group policy changes from members that are denied access to the group, then two sequential G-IKEv2 rekey messages changing the group KEK MUST be sent by the GCKS. The first G-IKEv2 rekey message creates a new KEK for the group. Group members, which are denied access, will not be able to access the new KEK, but will see the group policy since the G-IKEv2 rekey message is protected under the current KEK. A subsequent G-IKEv2 rekey message containing the changed group policy and again changing the KEK allows complete forward access control. A G-IKEv2 rekey message MUST NOT change the policy without creating a new KEK.

If other methods of using LKH or other group management algorithms are added to G-IKEv2, those methods MAY remove the above restrictions requiring multiple G-IKEv2 rekey messages, providing those methods specify how the forward access control policy is maintained within a single G-IKEv2 rekey message.

2.3. GM Key Management Semantics

This specification defines a GM Key Management semantics in such a way, that it doesn't depend on the key management policy employed by the GCKS. This allows having all the complexity of key management in the GCKS, which is free to implement various key management policies, such as direct transmitting of group SA keys or using some kind of key hierarchy (e.g. LKH). For all these policies the GMs' behavior is the same.

Each key is identified by a 32-bit number called Key ID. Zero Key ID has a special meaning - it always contains keying material from which the group SA keys are taken.

All keys in G-IKEv2 are transmitted in encrypted form, which format is defined in [Section 3.5.1](#). This format specifies a Key ID (ID of a key that is encrypted in this attribute) and a KWK ID (ID of a key that was used to encrypt this attribute). Keys may be encrypted either with default KWK (SK_w) or with other keys, which the GM has received in the KEY_WRAP_KEY attributes. If a key was encrypted with SK_w, then the KWK ID field is set to zero, otherwise the KWK ID field identifies the key used for encryption.

When a GM receives a message from the GCKS installing new data security or rekey SA, it will contain a KD payload with a SA_KEY attribute containing keying material for this SA. For a data security SA exactly one SA_KEY attribute will be present with both Key ID and KWK ID fields set to zero. This means that the default KWK (SK_w) should be used to extract this keying material.

For a multicast rekey SA multiple SA_KEY attributes may be present depending on the key management policy employed by the GCKS. If multiple SA_KEY attributes are present then all of them MUST contain the same keying material encrypted using different keys. The GM in general is unaware of the GCKS's key management policy and can always use the same procedure to get the keys. In particular, the GM's task is to find a way to decrypt at least one of the SA_KEY attributes using either the SK_w or the keys from the KEY_WRAP_KEY attributes that are present in the same message or were received in previous messages.

We will use the term "Key Path" to describe an ordered sequence of keys where each subsequent key was used to encrypt the previous one. The GM keeps its own Key Path (called working Key Path) in the memory associated with each group it is registered to and update it when needed. When the GSA_REKEY message is received the GM processes the received SA_KEY attributes one by one trying to construct a new key path that starts from this attributes and ends with any key in the working Key Path or with the default KWK (SK_w).

In the simplest case the SA_KEY attribute is encrypted with SK_w so that the new Key Path is empty. If more complex key management policies are used then the Key Path will contain intermediate keys, which will be from the KEY_WRAP_KEY attributes received in the same messages. If the GM is able to construct a new Key Path, then it is able to decrypt the SA_KEY attribute and use its content to form the SA keys. If it is unable to build a new Key Path, then it means that the GM is excluded from the group.

Depending on the new Key Path the GM should do the following actions to be prepared for future key updates:

- o If the new Key Path is empty then no actions are needed. This may happen if no KEY_WRAP_KEY attributes from the received message were used.
- o If the new Key Path is non-empty and it ends up with the default KWK (SK_w), then the whole new Key Path is stored by the GM as the GM's working Key Path. This situation may only happen at the time the GM is registering to the group, when the GCKS is providing it with its personal key and the other keys from the key tree that are needed for this GM. These keys form an initial working Key Path.
- o In all other cases the new Key Path will end up where some key from the GM's working Key Path was used. In this case the new Key Path replaces the part of the GM's working Key Path from the beginning and up to (but not including) the key that the GM has used to decrypt the last key in the new Key Path.

[Appendix A](#) contains an example of how this algorithm works in case of LKH key management policy.

2.4. Group SA Keys

Group SA keys are downloaded to GMs in the form of keying material. The keys are taken from this keying material as if they were concatenated to form it.

For a data security SA the keys are taken in accordance to the third bullet from [Section 2.17 of \[RFC7296\]](#). In particular, for the ESP and AH SAs the encryption key (if any) MUST be taken from the first bits of the keying material and the integrity key (if any) MUST be taken from the remaining bits.

For a group rekey SA the following keys are taken from the keying material:

SK_e | SK_a | SK_w = KEYMAT

where SK_e and SK_a are the keys used for the Encryption Algorithm and the Integrity Algorithm transforms for the corresponding SA and SK_w is a default KWK for this SA. Note, that SK_w is also used with the Encryption Algorithm transform as well as SK_e. Note also, that if AEAD algorithm is used for encryption, then SK_a key will not be used (GM can use the formula above assuming the length of SK_a is zero).

3. Header and Payload Formats

The G-IKEv2 is an IKEv2 extension and thus inherits its wire format for data structures. However, the processing of some payloads are different and several new payloads are defined: Group Identification (IDg), Group Security Association (GSA) Key Download (KD). New exchange types GSA_AUTH, GSA_REGISTRATION, GSA_REKEY and GSA_INBAND_REKEY are also added.

This section describes new payloads and the differences in processing of existing IKEv2 payloads.

3.1. G-IKEv2 Header

G-IKEv2 uses the same IKE header format as specified in [\[RFC7296\]](#) [section 3.1](#). Major Version is 2 and Minor Version is 0 as in IKEv2. IKE SA Initiator's SPI, IKE SA Responder's SPI, Flags, Message ID, and Length are as specified in [\[RFC7296\]](#).

3.2. Group Identification Payload

The Group Identification (IDg) payload allows the group member to indicate which group it wants to join. The payload is constructed by using the IKEv2 Identification Payload ([section 3.5 of \[RFC7296\]](#)). ID type ID_KEY_ID MUST be supported. ID types ID_IPV4_ADDR, ID_FQDN, ID_RFC822_ADDR, ID_IPV6_ADDR SHOULD be supported. ID types ID_DER_ASN1_DN and ID_DER_ASN1_GN are not expected to be used. The Payload Type for the Group Identification payload is fifty (50).

3.3. Security Association - GM Supported Transforms Payload

The Security Association - GM Supported Transforms Payload (SAg) payload declares which Transforms a GM is willing to accept. The payload is constructed using the format of the IKEv2 Security Association payload ([section 3.3 of \[RFC7296\]](#)). The Payload Type for SAg is identical to the SA Payload Type - thirty-three (33).

3.4. Group Security Association Payload

The Group Security Association (GSA) payload is used by the GCKS to assert security attributes for both Rekey and Data-security SAs. The Payload Type for the Group Security Association payload is fifty-one (51).

Policies are distributed in substructures to the GSA payload. The format of the substructures is defined below in [Section 3.4.2](#) (for GSA policy) and in [Section 3.4.3](#) (for GA policy). The first octet of the substructure unambiguously determines its type - it is zero for GAP and non-zero (actually, it is the security protocol ID) for GSA policies.

[3.4.2. Group Security Association Policy Substructure](#)

The GSA policy substructure contains parameters for the SA used with this group. Depending on the security protocol the SA is either a rekey SA or a data security SA (ESP and AH). It is NOT RECOMMENDED that the GCKS distribute both ESP and AH policies for the same set of Traffic Selectors.



Figure 14: GSA Policy Substructure Format

The GSA policy fields are defined as follows:

- o Protocol (1 octet) - Identifies the security protocol for this group SA. The values are defined in the IKEv2 Security Protocol Identifiers in [[IKEV2-IANA](#)]. The valid values for this field are:

<TBA> (GIKE_REKEY) for GSA KEK policy and 2 (AH) or 3 (ESP) for GSA TEK policy.

- o SPI Size (1 octet) - Size of Security Parameter Index (SPI) for the group SA. SPI size depends on the SA protocol. For GIKE_REKEY it is 16 octets, while for AH and ESP it is 4 octets.
- o Length (2 octets, unsigned integer) - Length of this substructure including the header.
- o SPI (variable) - Security Parameter Index for the group SA. The size of this field is determined by the SPI Size field. As described above, these SPIs are assigned by the GCKS. In case of GIKE_REKEY the SPI must be the IKEv2 Header SPI pair where the first 8 octets become the "Initiator's SPI" field in the G-IKEv2 rekey message IKEv2 HDR, and the second 8 octets become the "Responder's SPI" in the same HDR. When selecting SPI the GCKS MUST make sure that the sole first 8 octets (corresponding to "Initiator's SPI" field in the IKEv2 header) uniquely identify the Rekey SA.
- o Source & Destination Traffic Selectors - (variable) - Substructures describing the source and destination of the network identities. The format for these substructures is defined in IKEv2 [\[RFC7296\], section 3.13.1](#). For the group rekey SA (protocol GIKE_REKEY) the destination traffic selectors MUST define a single IP address, IP protocol and port the GSA_REKEY messages will be destined to. The source traffic selector in this case MUST either define a single IP address, IP protocol and port the GSA_REKEY messages will be originated from or be a wildcard selector. For the data security (AH and ESP) SAs the traffic selectors instead specify characteristics of the traffic to be protected by the corresponding SA.
- o GSA Transforms (variable) - A list of Transform Substructures specifies the policy information for the group SA. The format is defined in IKEv2 [\[RFC7296\], section 3.3.2](#). The Last Substruc value in each Transform Substructure will be set to 3 except for the last one in the list, which is set to 0. [Section 3.4.2.1](#) describes using IKEv2 transforms in GSA policy substructure.
- o GSA Attributes (variable) - Contains policy attributes associated with the group SA. The following sections describe the possible attributes. Any or all attributes may be optional, depending on the group SA protocol and the group policy. [Section 3.4.2.2](#) defines attributes used in GSA policy.

3.4.2.1. GSA Transforms

GSA policy is defined by means of transforms in GSA policy substructure. For this purpose the transforms defined in [RFC7296] are used. In addition, new transform types are defined for using in G-IKEv2: Authentication Method (AUTH) and Group Key Management Method (GKM), see [Section 6](#).

Valid Transform Types depend on group SA protocol and are summarized in the table below.

Protocol	Mandatory Types	Optional Types
-----	-----	-----
GIKE_REKEY	ENCR, INTEG*, PRF, AUTH, GKM	
ESP	ENCR	INTEG, ESN
AH	INTEG	ESN

Figure 15: Valid Transform Types

(*) If AEAD encryption algorithm is used, then INTEG transform MUST NOT be specified, otherwise it MUST be specified.

3.4.2.1.1. Authentication Method Transform

The Authentication Method (AUTH) transform is used in the GIKE_REKEY policy to convey information of how GCKS will authenticate the GSA_REKEY messages. This values are from the IKEv2 Authentication Method registry [[IKEV2-IANA](#)]. Note, that this registry defines only 256 possible values, so even that Transform ID field in the Transform substructure allows for 65536 possible values, in case of the Authentication Method transform the values 257-65535 MUST NOT be used.

Among the currently defined authentication methods in the IKEv2 Authentication Method registry, only the following are allowed to be used in the Authentication Method transform: Shared Key Message Integrity Code, NULL Authentication and Digital Signature. Other currently defined authentication methods MUST NOT be used. The following semantics is associated with each of the allowed methods.

Shared Key Message Integrity Code - GCKS will authenticates the GSA_REKEY messages by means of shared secret. In this case the GCKS MUST include the AUTH_KEY attribute containing the shared key into the KD payload at the time the GM is registered to the group.

NULL Authentication - No additional authentication of the GSA_REKEY messages will be provided by the GCKS (besides the ability for the GMs to correctly decrypt them and verify their

ICV). In this case the GCKS MUST NOT include the AUTH_KEY attribute into the KD payload.

Digital Signature - Digital signatures will be used by the GCKS to authenticate the GSA_REKEY messages. In this case the GCKS MUST include the AUTH_KEY attribute containing the public key into the KD payload at the time the GM is registered to the group. To specify the details of the signature algorithm a new attribute Algorithm Identifier (<TBA by IANA>) is defined. This attribute contains DER-encoded ASN.1 object AlgorithmIdentifier, which would specify the signature algorithm and the hash function that the GCKS will use for authentication. The AlgorithmIdentifier object is defined in [section 4.1.1.2 of \[RFC5280\]](#), see also [\[RFC7427\]](#) for the list of common AlgorithmIdentifier values used in IKEv2. In case of using digital signature the GCKS MUST include the Algorithm Identifier attribute in the Authentication Method transform.

The type of the Authentication Method Transform is <TBA by IANA>.

[3.4.2.1.2.](#) Group Key Management Method Transform

The Group Key Management Method (GKM) transform is used in the GIKE_REKEY policy to convey information of how GCKS will manage the group keys to provide forward and backward access control (i.e., used to exclude group members). Possible key management methods are defined in a new IKEv2 registry "Transform Type <TBA> - Group Key Management Methods" (see [Section 6](#)). This document defines one values for this registry:

Wrapped Key Download (<TBA by IANA>) - Keys are downloaded by GCKS to the GMs in encrypted form. This algorithm may provide forward and backward access control if some form of key hierarchy is used and each GM is provided with a personal key at the time of registration. Otherwise no access control is provided.

The type of the Group Key Management Method transform is <TBA by IANA>.

[3.4.2.1.3.](#) Extended Sequence Number Transform

Extended Sequence Number (ESN) Transform is defined in [\[RFC7296\]](#) to allow using 64-bit sequence numbers in ESP and AH. Since both AH [\[RFC4302\]](#) and ESP [\[RFC4303\]](#) are defined so, that high-order 32 bits of extended sequence numbers are never transferred on the wire, it makes using ESN in multicast data security SAs problematic, because GMs that join group long after it is created will have to somehow learn the current high order 32 bits of ESN for each sender in the

group. The algorithm for doing this described in [[RFC4302](#)] and [[RFC4303](#)] is resource-consuming. For this reason extended sequence numbers SHOULD NOT be used for multicast data security SAs and thus the ESN Transform SHOULD NOT be included in the GSA Payload.

[3.4.2.2. GSA Attributes](#)

GSA attributes are generally used to provide GMs with additional parameters for the GSA policy. Unlike security parameters distributed via transforms, which are expected not to change over time (unless policy changes), the parameters distributed via GSA attributes may depend on the time the provision takes place, on the existence of others group SAs or on other conditions.

This document creates a new IKEv2 IANA registry for the types of the GSA attributes which is initially filled as described in [Section 6](#). In particular, the following attributes are initially added.

GSA Attributes	Value	Type	Multiple	Used In
-----	-----	-----	-----	-----
Reserved	0			
GSA_KEY_LIFETIME	1	V	N	(GIKE_REKEY, AH, ESP)
GSA_INITIAL_MESSAGE_ID	2	V	N	(GIKE_REKEY)
GSA_NEXT_SPI	3	V	Y	(GIKE_REKEY, AH, ESP)

The attributes must follow the format defined in the IKEv2 [\[RFC7296\] section 3.3.5](#). In the table, attributes that are defined as TV are marked as Basic (B); attributes that are defined as TLV are marked as Variable (V).

[3.4.2.2.1. GSA_KEY_LIFETIME Attribute](#)

The GSA_KEY_LIFETIME attribute specifies the maximum time for which the group SA is valid. The value is a 4 octet number defining a valid time period in seconds. A single attribute of this type MUST be included into any GSA policy substructure.

When the lifetime expires, the group security association and all associated keys MUST be deleted. The GCKS may delete the SA at any time before the end of the valid period.

[3.4.2.2.2. GSA_INITIAL_MESSAGE_ID Attribute](#)

The GSA_INITIAL_MESSAGE_ID attribute defines the initial Message ID to be used by the GCKS in the GSA_REKEY messages. The Message ID is a 4 octet unsigned integer in network byte order.

A single attribute of this type MUST be included into the GSA KEK policy substructure if the initial Message ID is non-zero. Note, that it is always the case if GMs join the group after some multicast rekey operations have already taken place, so in these cases this attribute will be included into the GSA policy at the time of GMs' registration.

3.4.2.2.3. GSA_NEXT_SPI Attribute

The optional GSA_NEXT_SPI attribute contains SPI that the GCKS reserved for the next group SA replacing this group SA. The length of the attribute data is determined by the SPI Size field in the GSA Policy substructure the attribute resides in (see [Section 3.4.2](#)), and the attribute data contains SPI as it would appear on the network. Multiple attributes of this type MAY be included, meaning that any of the supplied SPIs can be used in the replacement group SA.

The GM may store these values and if later the GM starts receiving group SA messages with one of these SPIs without seeing a rekey message over the current rekey SA, this may be used as an indication, that the rekey message got lost on its way to this GM. In this case the GM SHOULD re-register to the group.

Note, that this method of detecting lost rekey messages can only be used by passive GMs, i.e. those, that only listen and don't send data. There is also no point to include this attribute in the GSA_INBAND_REKEY messages, since they use reliable transport. Note also, that the GCKS is free to forget its promises and not to use the SPIs it sent in the GSA_NEXT_SPI attributes before (e.g. in case of the GCKS reboot), so the GM must only treat these information as a "best effort" made by GCKS to prepare for future rekeys.

3.4.3. Group Associated Policy Substructure

Group specific policy that does not belong to any SA policy can be distributed to all group member using Group Associated Policy (GAP) substructure.

The GAP substructure is defined as follows:

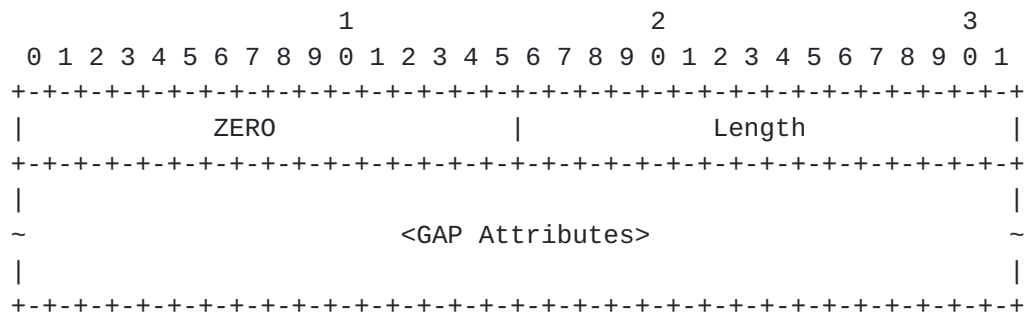


Figure 16: GAP Substructure Format

The GAP substructure fields are defined as follows:

- o ZERO (2 octets) - MUST be zero.
- o Length (2 octets, unsigned integer) - Length of this substructure including the header.
- o GAP Attributes (variable) - Contains policy attributes associated with no specific SA. The following sections describe the possible attributes. Any or all attributes may be optional, depending on the group policy.

This document creates a new IKEv2 IANA registry for the types of the GAP attributes which is initially filled as described in [Section 6](#). In particular, the following attributes are initially added.

GAP Attributes	Value	Type	Multiple
Reserved	0		
GAP_ATD	1	B	N
GAP_DTD	2	B	N
GAP_SID_BITS	3	B	N

The attributes must follow the format defined in the IKEv2 [\[RFC7296\]](#) [section 3.3.5](#). In the table, attributes that are defined as TV are marked as Basic (B); attributes that are defined as TLV are marked as Variable (V).

[3.4.3.1](#). GAP_ATD And GAP_DTD Attributes

[Section 4.2.1 of \[RFC5374\]](#) specifies a key rollover method that requires two values be provided to group members - Activation Time Delay (ATD) and Deactivation Time Delay (DTD).

The GAP_ATD attribute allows a GCKS to set the Activation Time Delay for data security SAs of the group. The ATD defines how long active

members of the group (those who sends traffic) should wait after receiving new SAs before starting sending traffic over them. Note, that to achieve smooth rollover passive members of the group should activate the SAs immediately once they receive them.

The GAP_DTD attribute allows the GCKS to set the Deactivation Time Delay for previously distributed SAs. The DTD defines how long after receiving a request to delete data security SAs passive group members should wait before actually deleting them. Note that active members of the group should stop sending traffic over these old SAs once new replacement SAs are activated (after time specified in the GAP_ATD attribute).

The GAP_ATD and GAP_DTD attributes contain 16 bit unsigned integer in a network byte order, specifying the delay in seconds. These attributes are OPTIONAL. If one of them or both are not sent by the GCKS, the GMS should use default values for activation and deactivation time delays.

3.4.3.2. GAP_SID_BITS Attribute

The GAP_SID_BITS attribute declares how many bits of the cipher nonce are taken to represent an SID value. The bits are applied as the most significant bits of the IV, as shown in Figure 1 of [[RFC6054](#)] and specified in [Section 1.4.6.2](#). Guidance for a GCKS choosing the NUMBER_OF_SID_BITS is provided in [Section 3 of \[RFC6054\]](#). This value is applied to each SID value distributed in the KD payload.

The GCKS MUST include this attribute if there are more than one sender in the group and any of the data security SAs use counter-based cipher mode. The number of SID bits is represented as 16 bit unsigned integer in network byte order.

3.5. Key Download Payload

The Key Download (KD) payload contains the group keys for the group specified in the GSA Payload. The Payload Type for the Key Download payload is fifty-two (52).

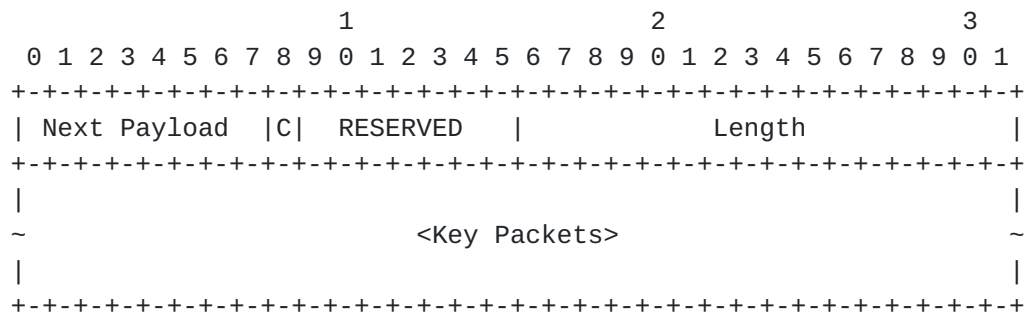


Figure 17: Key Download Payload Format

The Key Download payload fields are defined as follows:

- o Next Payload, C, RESERVED, Payload Length fields comprise the IKEv2 Generic Payload Header and are defined in [Section 3.2. of \[RFC7296\]](#).
- o Key Packets (variable) - Contains Group Key Packet and Member Key Packet substructures. Each Key Packet contains keys for a single group rekey or data security SA or a keys and security parameters for a GM.

Two types of Key Packets are used - Group Key Packet and Member Key Packet.

3.5.1. Wrapped Key Format

The symmetric keys in G-IKEv2 are never sent in clear. They are always encrypted with other keys using the format called Wrapped Key that is shown below (Figure 18).

The keys are encrypted using algorithm that is used to encrypt the message the keys are sent in. It means, that in case of unicast IKE SA (used for GMs registration and rekeying using GSA_INBAND_REKEY) the encryption algorithm will be the one negotiated during the SA establishment, while for the GSA_REKEY messages the algorithm will be provided by the GCKS in the Encryption Algorithm transform in the GSA payload when this multicast SA was being established (not in the same GSA_REKEY message).

If AEAD mode is used for encryption, then for the purpose of key encryption the authentication tag MUST NOT be used (both not calculated and not verified), since the G-IKEv2 provides authentication of all its messages. In addition there is no AAD in this case. If encryption algorithm requires padding, then the encrypted key MUST be padded before encryption to have the required size. If the encryption algorithm doesn't define the padding

content, then the following scheme SHOULD be used: the Padding bytes are initialized with a series of (unsigned, 1-byte) integer values. The first padding byte appended to the plaintext is numbered 1, with subsequent padding bytes making up a monotonically increasing sequence: 1, 2, 3, The length of the padding is not transmitted and is implicitly determined, since the length of the key is known.

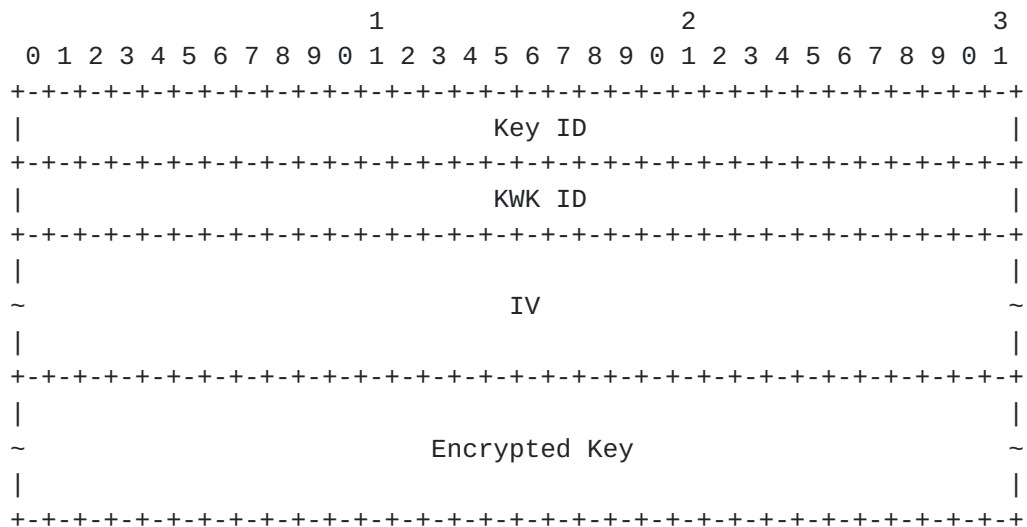


Figure 18: Wrapped Key Format

The Wrapped Key fields are defined as follows:

- o Key ID (4 octets) - ID of the encrypted key. The value zero means that the encrypted key contains keying material for the group SA, otherwise it contains some intermediate key.
- o Key Wrap Key (KWK) ID (4 octets) - ID of the key that was used to encrypt this key. The value zero means that the default KWK was used to encrypt the key, otherwise some other key was used.
- o IV (variable) - Initialization Vector used for encryption. The size and the content of IV is defined by the encryption algorithm employed.
- o Encrypted Key (variable) - The encrypted key bits. These bits may comprise either a single encrypted key or a result of encryption of a concatenation of keys (key material) for several algorithms.

3.5.2. Group Key Packet Substructure

Group Key Packet substructure contains SA key information. This key information is associated with some group SAs: either with data security SAs or with group rekey SA.

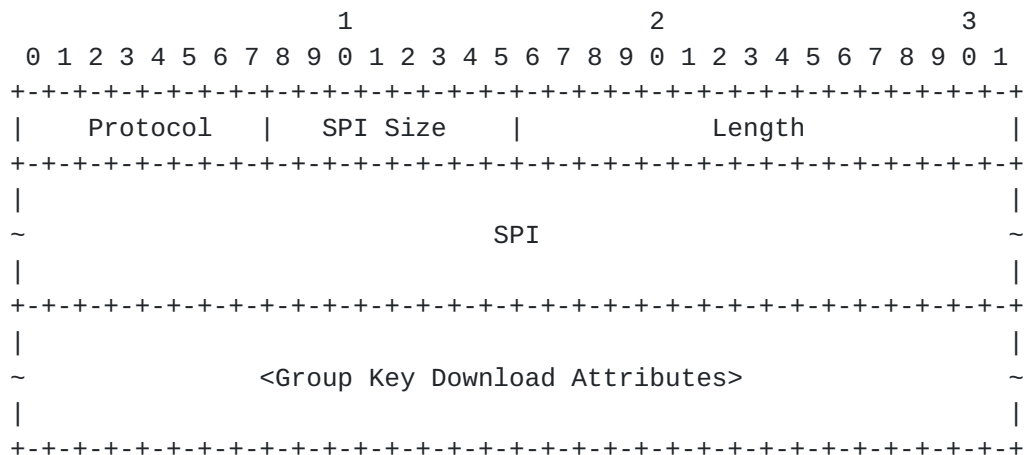


Figure 19: Group Key Packet Substructure Format

- o Protocol (1 octet) - Identifies the security protocol for this key packet. The values are defined in the IKEv2 Security Protocol Identifiers in [[IKEV2-IANA](#)]. The valid values for this field are: <TBA> (GIKE_REKEY) for KEK Key packet and 2 (AH) or 3 (ESP) for TEK key packet.
- o SPI Size (1 octet) - Size of Security Parameter Index (SPI) for the corresponding SA. SPI size depends on the security protocol. For GIKE_REKEY it is 16 octets, while for AH and ESP it is 4 octets.
- o Length (2 octets, unsigned integer) - Length of this substructure including the header.
- o SPI (variable) - Security Parameter Index for the corresponding SA. The size of this field is determined by the SPI Size field. In case of GIKE_REKEY the SPI must be the IKEv2 Header SPI pair where the first 8 octets become the "Initiator's SPI" field in the G-IKEv2 rekey message IKEv2 HDR, and the second 8 octets become the "Responder's SPI" in the same HDR. When selecting SPI the GCKS MUST make sure that the sole first 8 octets (corresponding to "Initiator's SPI" field in the IKEv2 header) uniquely identify the Rekey SA.
- o Group Key Download Attributes (variable length) - Contains Key information for the corresponding SA.

This document creates a new IKEv2 IANA registry for the types of the Group Key Download attributes which is initially filled as described in [Section 6](#). In particular, the following attributes are initially added.

GKD Attributes	Value	Type	Multiple	Used In
Reserved	0			
SA_KEY	1	V	Y N	(GIKE_REKEY) (AH, ESP)

The attributes must follow the format defined in the IKEv2 [\[RFC7296\]](#) [section 3.3.5](#). In the table, attributes that are defined as TV are marked as Basic (B); attributes that are defined as TLV are marked as Variable (V).

3.5.2.1. SA_KEY Attribute

The SA_KEY attribute contains a keying material for the corresponding SA. The content of the attribute is formatted according to [Section 3.5.1](#) with a precondition that the Key ID field MUST be zero. The size of the keying material MUST be equal to the total size of the keys needed to be taken from this keying material (see [Section 2.4](#)) for the corresponding SA.

If the Key Packet is for a data security SA (AH or ESP protocols), then exactly one SA_KEY attribute MUST be present with both Key ID and KWK ID fields set to zero.

If the Key Packet is for a rekey SA (GIKE_REKEY protocol), then at least one SA_KEY attribute with zero Key ID MUST be present. Depending on GCKS key management policy more SA_KEY attributes MAY be present.

3.5.3. Member Key Packet Substructure

The Member Key Packet substructure contains keys and other parameters that are specific for the member of the group and are not associated with any particular group SA.

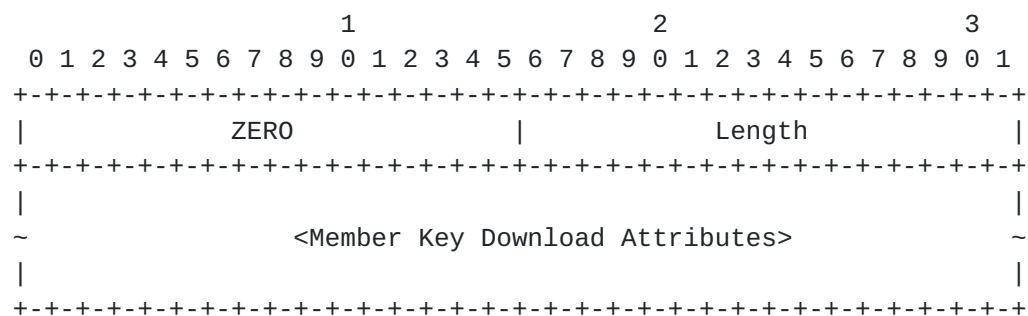


Figure 20: Member Key Packet Substructure Format

The Member Key Packet substructure fields are defined as follows:

- o ZERO (2 octets) - MUST be zero.
- o Length (2 octets, unsigned integer) - Length of this substructure including the header.
- o Member Key Download Attributes (variable length) - Contains Key information and other parameters exclusively for a particular member of the group.

Member Key Packet substructure contains sensitive information for a single GM, for this reason it MUST NOT be sent in GSA_REKEY messages and MUST only be sent via unicast SA at the time the GM registers to the group (in either GSA_AUTH or GSA_REGISTRATION exchanges).

This document creates a new IKEv2 IANA registry for the types of the Member Key Download attributes which is initially filled as described in [Section 6](#). In particular, the following attributes are initially added.

MKD Attributes	Value	Type	Multiple

Reserved	0		
KEY_WRAP_KEY	1	V	Y
GM_SID	2	V	Y
AUTH_KEY	3	V	N

The attributes must follow the format defined in the IKEv2 [\[RFC7296\] section 3.3.5](#). In the table, attributes that are defined as TV are marked as Basic (B); attributes that are defined as TLV are marked as Variable (V).

[3.5.3.1](#). KEY_WRAP_KEY Attribute

The KEY_WRAP_KEY attribute contains a key that is used to encrypt other keys. One or more of these attributes are sent to GMs if the GCKS key management policy relies on some key hierarchy (e.g. LKH).

The content of the attribute has a format defined in [Section 3.5.1](#) with a precondition that the Key ID field MUST NOT be zero. The algorithm associated with the key is from the Encryption Transform for the SA the KEY_WRAP_KEY attributes was sent in. The size of the key MUST be equal to the key size for this algorithm.

Multiple instances of the KEY_WRAP_KEY attributes MAY be present in the key packet.

3.5.3.2. GM_SID Attribute

The GM_SID attribute is used to download one or more Sender-ID (SID) values for the exclusive use of a group member. One or more of this attributes MUST be sent by the GCKS if the GM informed the GCKS that it would be a sender (by inclusion the SENDER notification to the request) and at least one of the data security SAs included in the GSA payload uses counter-based mode of encryption.

If the GMs has requested multiple SID values in the SENDER notification, then the GCKS SHOULD provide it with the requested number of SIDs by sending multiple instances of the GM_SID attribute. The GCKS MAY send fewer SIDs than requested by the GM (e.g. if it is running out of SIDs), but it MUST NOT send more than requested.

3.5.3.3. AUTH_KEY Attribute

The AUTH_KEY attribute contains the key that is used to authenticate the GSA_REKEY messages. The content of the attribute depends on the authentication method the GCKS specified in the Authentication Method transform in the GSA payload.

- o If a shared secret is used for the GSA_REKEY messages authentication then the content of the AUTH_KEY attribute is the shared secret that MUST be represented in the form of Wrapped Key (see [Section 3.5.1](#)) with zero KWK ID. The Key ID in this case is arbitrary and MUST be ignored by the GM.
- o If digital signatures are used for the GSA_REKEY messages authentication then the content of the AUTH_KEY attribute is a public key used for digital signature authentication. The public key MUST be represented as DER-encoded ASN.1 object SubjectPublicKeyInfo, defined in [section 4.1.2.7 of \[RFC5280\]](#). The signature algorithm that will use this key was specified in the Algorithm Identifier attribute of the Authentication Method transform. The key MUST be compatible with this algorithm. An RSA public key format is defined in [\[RFC8017\]](#), Section A.1. DSS public key format is defined in [\[RFC3279\] Section 2.3.2](#). For ECDSA Public keys, use format described in [\[RFC5480\] Section 2](#). Other algorithms added to the IKEv2 Authentication Method registry are also expected to include a format of the SubjectPublicKeyInfo object included in the algorithm specification.

Multiple instances of the AUTH_KEY attributes MUST NOT be sent.

3.6. Delete Payload

There are occasions when the GCKS may want to signal to group members to delete policy at the end of a broadcast, if group policy has changed, or the GCKS needs to reset the policy and keying material for the group due to an emergency. Deletion of keys MAY be accomplished by sending an IKEv2 Delete Payload, [section 3.11 of \[RFC7296\]](#) as part of a registration or rekey Exchange. Whenever an SA is to be deleted, the GKCS SHOULD send the Delete Payload in both registration and rekey exchanges, because GMs with previous group policy may contact the GCKS using either exchange.

The Protocol ID MUST be GIKE_REKEY (<TBA>) for GSA_REKEY pseudo-exchange, 2 for AH or 3 for ESP. Note that only one protocol id value can be defined in a Delete payload. If a TEK and a KEK SA for GSA_REKEY pseudo-exchange must be deleted, they must be sent in different Delete payloads. Similarly, if a TEK specifying ESP and a TEK specifying AH need to be deleted, they must be sent in different Delete payloads.

There may be circumstances where the GCKS may want to reset the policy and keying material for the group. The GCKS can signal deletion of all policy of a particular TEK by sending a TEK with a SPI value equal to zero in the delete payload. In the event that the administrator is no longer confident in the integrity of the group they may wish to remove all KEK and all the TEKs in the group. This is done by having the GCKS send a delete payload with a SPI of zero and a Protocol-ID of AH or ESP to delete all TEKs, followed by another delete payload with a SPI value of zero and Protocol-ID of KEK SA to delete the KEK SA.

3.7. Notify Payload

G-IKEv2 uses the same Notify payload as specified in [\[RFC7296\], section 3.10](#).

There are additional Notify Message types introduced by G-IKEv2 to communicate error conditions and status (see [Section 6](#)).

- o INVALID_GROUP_ID (45) - error type notification that indicates that the group id sent during the registration process is invalid. The Protocol ID and SPI Size fields in the Notify payload MUST be zero. There is no data associated with this notification and the content of the Notification Data field MUST be ignored on receipt.
- o AUTHORIZATION_FAILED (46) - error type notification that is sent in the response to a GSA_AUTH message when authorization failed. The Protocol ID and SPI Size fields in the Notify payload MUST be

zero. There is no data associated with this notification and the content of the Notification Data field MUST be ignored on receipt.

- o REGISTRATION_FAILED (<TBA>) - error type notification that is sent by the GCKS when the GM registration request cannot be satisfied. The Protocol ID and SPI Size fields in the Notify payload MUST be zero. There is no data associated with this notification and the content of the Notification Data field MUST be ignored on receipt.
- o SENDER (16429) - status type notification that is sent in the GSA_AUTH or the GSA_REGISTRATION exchanges to indicate that the GM intends to be sender of data traffic. The data includes a count of how many SID values the GM desires. The count MUST be 4 octets long and contain the big endian representation of the number of requested SIDs. The Protocol ID and SPI Size fields in the Notify payload MUST be zero.
- o REKEY_IS_NEEDED (<TBA>) - status type notification that is sent in the GSA_AUTH response message to indicate that the GM must perform an immediate rekey of IKE SA to make it secure against quantum computers and then start a registration request over. The Protocol ID and SPI Size fields in the Notify payload MUST be zero. There is no data associated with this notification and the content of the Notification Data field MUST be ignored on receipt.

3.7.1. USE_TRANSPORT_MODE Notification

This specification uses USE_TRANSPORT_MODE notification defined in [section 3.10.1 of \[RFC7296\]](#) to specify which mode data security SAs should be created in. The GCKS MUST include one USE_TRANSPORT_MODE notification in a message containing the GSA payload for every data security SAs specified in this payload that is to be created in transport mode. In other words, there must be as many these notifications included in the message as many SAs are created in transport mode. The Protocol ID, SPI Size and SPI fields of the Notify Payload MUST correctly specify each such SA.

3.8. Authentication Payload

G-IKEv2 uses the same Authentication payload as specified in [\[RFC7296\], section 3.8](#), to authenticate the rekey message. However, if it is used in the GSA_REKEY messages the content of the payload is computed differently, as described in [Section 1.4.5.1.1](#).

4. Interaction with other IKEv2 Protocol Extensions

A number of IKEv2 extensions is defined that can be used to extend protocol functionality. G-IKEv2 is compatible with most of them. In particular, EAP authentication defined in [RFC7296] can be used to establish registration IKE SA, as well as Secure Password authentication ([RFC6467]). G-IKEv2 is compatible with and can use IKEv2 Session Resumption [RFC5723] except that a GM would include the initial ticket request in a GSA_AUTH exchange instead of an IKE_AUTH exchange. G-IKEv2 is also compatible with Multiple Key Exchanges in IKEv2 framework, defined in [I-D.ietf-ipsecme-ikev2-multiple-ke].

Some IKEv2 extensions however require special handling if used in G-IKEv2.

4.1. Mixing Preshared Keys in IKEv2 for Post-quantum Security

G-IKEv2 can take advantage of the protection provided by Postquantum Preshared Keys (PPK) for IKEv2 [RFC8784]. However, the use of PPK leaves the initial IKE SA susceptible to quantum computer (QC) attacks. For this reason an alternative approach for using PPK in IKEv2 defined in [I-D.smyslov-ipsecme-ikev2-qr-alt] SHOULD be used.

If the alternative approach is not supported by the peers, then the GCKS MUST NOT send GSA and KD payloads in the GSA_AUTH response message. Instead, the GCKS MUST return a new notification REKEY_IS_NEEDED. Upon receiving this notification in the GSA_AUTH response the GM MUST perform an IKE SA rekey and then initiate a new GSA_REGISTRATION request for the same group. Below are possible scenarios involving using PPK.

The GM starts the IKE_SA_INIT exchange requesting using PPK, and the GCKS responds with agreement to do it, or aborts according to its "mandatory_or_not" flag:

Initiator (Member)	Responder (GCKS)

HDR, SAI1, KEi, Ni, N(USE_PPK)	-->
	<-- DR, SAr1, KEr, Nr, [CERTREQ], N(USE_PPK)

Figure 21: IKE_SA_INIT Exchange requesting using PPK

The GM then starts the GSA_AUTH exchange with the PPK_ID; if using PPK is not mandatory for the GM, the NO_PPK_AUTH notification is included in the request:


```

Initiator (Member)                Responder (GCKS)
-----
HDR, SK{IDi, AUTH, IDg,
N(PPK_IDENTITY), N(NO_PPK_AUTH)}  -->

```

Figure 22: GSA_AUTH Request using PPK

If the GCKS has no such PPK and using PPK is not mandatory for it and the NO_PPK_AUTH is included, then the GCKS continues without PPK; in this case no rekey is needed:

```

Initiator (Member)                Responder (GCKS)
-----
<-- HDR, SK{IDr, AUTH, GSA, KD}

```

Figure 23: GSA_AUTH Response using no PPK

If the GCKS has no such PPK and either the NO_PPK_AUTH is missing or using PPK is mandatory for the GCKS, the GCKS aborts the exchange:

```

Initiator (Member)                Responder (GCKS)
-----
<-- HDR, SK{N(AUTHENTICATION_FAILED)}

```

Figure 24: GSA_AUTH Error Response

Assuming the GCKS has the proper PPK it continues with a request to the GM to immediately perform a rekey by sending the REKEY_IS_NEEDED notification:

```

Initiator (Member)                Responder (GCKS)
-----
<-- HDR, SK{IDr, AUTH, N(PPK_IDENTITY),
N(REKEY_IS_NEEDED) }

```

Figure 25: GSA_AUTH Response using PPK

The GM initiates the CREATE_CHILD_SA exchange to rekey the initial IKE SA and then makes a new registration request for the same group over the new IKE SA:

Initiator (Member)	Responder (GCKS)
-----	-----
HDR, SK{SA, Ni, KEi} -->	
	<-- HDR, SK{SA, Nr, KEr}
HDR, SK{IDg} --->	
	<-- HDR, SK{GSA, KD}

Figure 26: Rekeying IKE SA followed by GSA_REGISTRATION Exchange

5. Security Considerations

5.1. GSA Registration and Secure Channel

G-IKEv2 registration exchange uses IKEv2 IKE_SA_INIT protocols, inheriting all the security considerations documented in [\[RFC7296\] section 5](#) Security Considerations, including authentication, confidentiality, protection against man-in-the-middle, protection against replay/reflection attacks, and denial of service protection. The GSA_AUTH and GSA_REGISTRATION exchanges also take advantage of those protections. In addition, G-IKEv2 brings in the capability to authorize a particular group member regardless of whether they have the IKEv2 credentials.

5.2. GSA Maintenance Channel

The GSA maintenance channel is cryptographically and integrity protected using the cryptographic algorithm and key negotiated in the GSA member registration exchanged.

5.2.1. Authentication/Authorization

Authentication is implicit, the public key of the identity is distributed during the registration, and the receiver of the rekey message uses that public key and identity to verify the message came from the authorized GCKS.

5.2.2. Confidentiality

Confidentiality is provided by distributing a confidentiality key as part of the GSA member registration exchange.

5.2.3. Man-in-the-Middle Attack Protection

GSA maintenance channel is integrity protected by using a digital signature.

5.2.4. Replay/Reflection Attack Protection

The GSA_REKEY message includes a monotonically increasing sequence number to protect against replay and reflection attacks. A group member will recognize a replayed message by comparing the Message ID number to that of the last received rekey message, any rekey message containing a Message ID number less than or equal to the last received value MUST be discarded. Implementations should keep a record of recently received GSA rekey messages for this comparison.

6. IANA Considerations

6.1. New Registries

A new set of registries is created for G-IKEv2 on IKEv2 parameters page [[IKEV2-IANA](#)]. The terms Reserved, Expert Review and Private Use are to be applied as defined in [[RFC8126](#)].

This document creates a new IANA registry "Transform Type <TBA> - Group Key Management Methods". The initial values of the new registry are:

Value	Group Key Management Method

Reserved	0
Wrapped Key Download	1
Unassigned	2-1023
Private Use	1024-65535

Changes and additions to the unassigned range of this registry are by the Expert Review Policy [[RFC8126](#)].

This document creates a new IANA registry "GSA Attributes". The initial values of the new registry are:

GSA Attributes	Value	Type	Multiple	Used In

Reserved	0			
GSA_KEY_LIFETIME	1	V	N	(GIKE_REKEY, AH, ESP)
GSA_INITIAL_MESSAGE_ID	2	V	N	(GIKE_REKEY)
GSA_NEXT_SPI	3	V	Y	(GIKE_REKEY, AH, ESP)
Unassigned	5-16383			
Private Use	16384-32767			

Changes and additions to the unassigned range of this registry are by the Expert Review Policy [[RFC8126](#)].

This document creates a new IANA registry "GAP Attributes". The initial values of the new registry are:

GAP Attributes	Value	Type	Multiple

Reserved	0		
GAP_ATD	1	B	N
GAP_DTD	2	B	N
GAP_SID_BITS	3	B	N
Unassigned	4-16383		
Private Use	16384-32767		

Changes and additions to the unassigned range of this registry are by the Expert Review Policy [[RFC8126](#)].

This document creates a new IANA registry "Group Key Download Attributes". The initial values of the new registry are:

GKD Attributes	Value	Type	Multiple	Used In

Reserved	0			
SA_KEY	1	V	Y N	(GIKE_REKEY) (AH, ESP)
Unassigned	2-16383			
Private Use	16384-32767			

Changes and additions to the unassigned range of this registry are by the Expert Review Policy [[RFC8126](#)].

This document creates a new IANA registry "Member Key Download Attributes". The initial values of the new registry are:

MKD Attributes	Value	Type	Multiple

Reserved	0		
KEY_WRAP_KEY	1	V	Y
GM_SID	2	V	Y
AUTH_KEY	3	V	N
Unassigned	4-16383		
Private Use	16384-32767		

Changes and additions to the unassigned range of this registry are by the Expert Review Policy [[RFC8126](#)].

6.2. Changes in the Existing IKEv2 Registries

This document defines new Exchange Types in the "IKEv2 Exchange Types" registry:

Value	Exchange Type

39	GSA_AUTH
40	GSA_REGISTRATION
41	GSA_REKEY
<TBA>	GSA_INBAND_REKEY

This document defines new Payload Types in the "IKEv2 Payload Types" registry:

Value	Next Payload Type	Notation

50	Group Identification	IDg
51	Group Security Association	GSA
52	Key Download	KD

This document defines a new Security Protocol Identifier in the "IKEv2 Security Protocol Identifiers" registry:

<TBA> GIKE_REKEY

This document defines new Transform Types in the "Transform Type Values" registry and changes the "Used In" column for the existing allocations:

Type	Description	Used In

1	Encryption Algorithm (ENCR)	(IKE, GIKE_REKEY and ESP)
2	Pseudo-random Function (PRF)	(IKE, GIKE_REKEY)
3	Integrity Algorithm (INTEG)	(IKE, GIKE_REKEY, AH, optional in ESP)
4	Diffie-Hellman Group (D-H)	(IKE, optional in AH, ESP)
5	Extended Sequence Numbers (ESN)	(AH and ESP)
<TBA>	Authentication Method (AUTH)	(GIKE_REKEY)
<TBA>	Group Key Management Method (GKM)	(GIKE_REKEY)

This document defines a new Attribute Type in the "IKEv2 Transform Attribute Types" registry:

Value	Attribute Type	Format

<TBA>	Algorithm Identifier	TLV

This document defines new Notify Message Types in the "Notify Message Types - Status Types" registry:

Value	Notify Messages - Status Types
16429	SENDER

The Notify type with the value 16429 was allocated earlier in the development of G-IKEv2 document with the name SENDER_REQUEST_ID. This specification changes its name to SENDER.

This document defines new Notify Message Types in the "Notify Message Types - Error Types" registry:

Value	Notify Messages - Error Types
45	INVALID_GROUP_ID
46	AUTHORIZATION_FAILED
<TBA>	REGISTRATION_FAILED

7. Acknowledgements

The authors thank Lakshminath Dondeti and Jing Xiang for first exploring the use of IKEv2 for group key management and providing the basis behind the protocol. Mike Sullenberger and Amjad Inamdar were instrumental in helping resolve many issues in several versions of the document.

8. Contributors

The following individuals made substantial contributions to early versions of this memo.

Sheela Rowles
Cisco Systems
170 W. Tasman Drive
San Jose, California 95134-1706
USA

Phone: +1-408-527-7677
Email: sheela@cisco.com

Aldous Yeung
Cisco Systems
170 W. Tasman Drive
San Jose, California 95134-1706
USA

Phone: +1-408-853-2032
Email: cyyeung@cisco.com

Paulina Tran
Cisco Systems
170 W. Tasman Drive
San Jose, California 95134-1706
USA

Phone: +1-408-526-8902
Email: ptran@cisco.com

Yoav Nir
Dell EMC
9 Andrei Sakharov St
Haifa 3190500
Israel

Email: ynir.ietf@gmail.com

9. References

9.1. Normative References

- [RFC2119] Bradner, S., "Key words for use in RFCs to Indicate Requirement Levels", [BCP 14](#), [RFC 2119](#), DOI 10.17487/RFC2119, March 1997, <<https://www.rfc-editor.org/info/rfc2119>>.
- [RFC4301] Kent, S. and K. Seo, "Security Architecture for the Internet Protocol", [RFC 4301](#), DOI 10.17487/RFC4301, December 2005, <<https://www.rfc-editor.org/info/rfc4301>>.
- [RFC4302] Kent, S., "IP Authentication Header", [RFC 4302](#), DOI 10.17487/RFC4302, December 2005, <<https://www.rfc-editor.org/info/rfc4302>>.
- [RFC4303] Kent, S., "IP Encapsulating Security Payload (ESP)", [RFC 4303](#), DOI 10.17487/RFC4303, December 2005, <<https://www.rfc-editor.org/info/rfc4303>>.

- [RFC5280] Cooper, D., Santesson, S., Farrell, S., Boeyen, S., Housley, R., and W. Polk, "Internet X.509 Public Key Infrastructure Certificate and Certificate Revocation List (CRL) Profile", [RFC 5280](#), DOI 10.17487/RFC5280, May 2008, <<https://www.rfc-editor.org/info/rfc5280>>.
- [RFC6054] McGrew, D. and B. Weis, "Using Counter Modes with Encapsulating Security Payload (ESP) and Authentication Header (AH) to Protect Group Traffic", [RFC 6054](#), DOI 10.17487/RFC6054, November 2010, <<https://www.rfc-editor.org/info/rfc6054>>.
- [RFC7296] Kaufman, C., Hoffman, P., Nir, Y., Eronen, P., and T. Kivinen, "Internet Key Exchange Protocol Version 2 (IKEv2)", STD 79, [RFC 7296](#), DOI 10.17487/RFC7296, October 2014, <<https://www.rfc-editor.org/info/rfc7296>>.
- [RFC7427] Kivinen, T. and J. Snyder, "Signature Authentication in the Internet Key Exchange Version 2 (IKEv2)", [RFC 7427](#), DOI 10.17487/RFC7427, January 2015, <<https://www.rfc-editor.org/info/rfc7427>>.
- [RFC8126] Cotton, M., Leiba, B., and T. Narten, "Guidelines for Writing an IANA Considerations Section in RFCs", [BCP 26](#), [RFC 8126](#), DOI 10.17487/RFC8126, June 2017, <<https://www.rfc-editor.org/info/rfc8126>>.
- [RFC8174] Leiba, B., "Ambiguity of Uppercase vs Lowercase in [RFC 2119](#) Key Words", [BCP 14](#), [RFC 8174](#), DOI 10.17487/RFC8174, May 2017, <<https://www.rfc-editor.org/info/rfc8174>>.

9.2. Informative References

- [I-D.ietf-ipsecme-ikev2-multiple-ke]
Tjhai, C., Tomlinson, M., Bartlett, G., Fluhrer, S., Geest, D. V., Garcia-Morchon, O., and V. Smyslov, "Multiple Key Exchanges in IKEv2", [draft-ietf-ipsecme-ikev2-multiple-ke-02](#) (work in progress), January 2021.
- [I-D.smyslov-ipsecme-ikev2-qr-alt]
Smyslov, V., "Alternative Approach for Mixing Preshared Keys in IKEv2 for Post-quantum Security", [draft-smyslov-ipsecme-ikev2-qr-alt-03](#) (work in progress), February 2021.
- [IKEV2-IANA]
IANA, "Internet Key Exchange Version 2 (IKEv2) Parameters", <<http://www.iana.org/assignments/ikev2-parameters/ikev2-parameters.xhtml#ikev2-parameters-7>>.

- [NNL] Naor, D., Noal, M., and J. Lotspiech, "Revocation and Tracing Schemes for Stateless Receivers", Advances in Cryptology, Crypto '01, Springer-Verlag LNCS 2139, 2001, pp. 41-62, 2001, <<http://www.wisdom.weizmann.ac.il/~naor/PAPERS/2n1.pdf>>.
- [OFT] McGrew, D. and A. Sherman, "Key Establishment in Large Dynamic Groups Using One-Way Function Trees", Manuscript, submitted to IEEE Transactions on Software Engineering, 1998, <<https://pdfs.semanticscholar.org/d24c/7b41f7bcc2b6690e1b4d80eaf8c3e1cc5ee5.pdf>>.
- [RFC2409] Harkins, D. and D. Carrel, "The Internet Key Exchange (IKE)", [RFC 2409](#), DOI 10.17487/RFC2409, November 1998, <<https://www.rfc-editor.org/info/rfc2409>>.
- [RFC2627] Wallner, D., Harder, E., and R. Agee, "Key Management for Multicast: Issues and Architectures", [RFC 2627](#), DOI 10.17487/RFC2627, June 1999, <<https://www.rfc-editor.org/info/rfc2627>>.
- [RFC3279] Bassham, L., Polk, W., and R. Housley, "Algorithms and Identifiers for the Internet X.509 Public Key Infrastructure Certificate and Certificate Revocation List (CRL) Profile", [RFC 3279](#), DOI 10.17487/RFC3279, April 2002, <<https://www.rfc-editor.org/info/rfc3279>>.
- [RFC3686] Housley, R., "Using Advanced Encryption Standard (AES) Counter Mode With IPsec Encapsulating Security Payload (ESP)", [RFC 3686](#), DOI 10.17487/RFC3686, January 2004, <<https://www.rfc-editor.org/info/rfc3686>>.
- [RFC3740] Hardjono, T. and B. Weis, "The Multicast Group Security Architecture", [RFC 3740](#), DOI 10.17487/RFC3740, March 2004, <<https://www.rfc-editor.org/info/rfc3740>>.
- [RFC4046] Baugher, M., Canetti, R., Dondeti, L., and F. Lindholm, "Multicast Security (MSEC) Group Key Management Architecture", [RFC 4046](#), DOI 10.17487/RFC4046, April 2005, <<https://www.rfc-editor.org/info/rfc4046>>.
- [RFC4106] Viega, J. and D. McGrew, "The Use of Galois/Counter Mode (GCM) in IPsec Encapsulating Security Payload (ESP)", [RFC 4106](#), DOI 10.17487/RFC4106, June 2005, <<https://www.rfc-editor.org/info/rfc4106>>.

- [RFC4309] Housley, R., "Using Advanced Encryption Standard (AES) CCM Mode with IPsec Encapsulating Security Payload (ESP)", [RFC 4309](#), DOI 10.17487/RFC4309, December 2005, <<https://www.rfc-editor.org/info/rfc4309>>.
- [RFC4543] McGrew, D. and J. Viega, "The Use of Galois Message Authentication Code (GMAC) in IPsec ESP and AH", [RFC 4543](#), DOI 10.17487/RFC4543, May 2006, <<https://www.rfc-editor.org/info/rfc4543>>.
- [RFC5374] Weis, B., Gross, G., and D. Ignjatic, "Multicast Extensions to the Security Architecture for the Internet Protocol", [RFC 5374](#), DOI 10.17487/RFC5374, November 2008, <<https://www.rfc-editor.org/info/rfc5374>>.
- [RFC5480] Turner, S., Brown, D., Yiu, K., Housley, R., and T. Polk, "Elliptic Curve Cryptography Subject Public Key Information", [RFC 5480](#), DOI 10.17487/RFC5480, March 2009, <<https://www.rfc-editor.org/info/rfc5480>>.
- [RFC5723] Sheffer, Y. and H. Tschofenig, "Internet Key Exchange Protocol Version 2 (IKEv2) Session Resumption", [RFC 5723](#), DOI 10.17487/RFC5723, January 2010, <<https://www.rfc-editor.org/info/rfc5723>>.
- [RFC6407] Weis, B., Rowles, S., and T. Hardjono, "The Group Domain of Interpretation", [RFC 6407](#), DOI 10.17487/RFC6407, October 2011, <<https://www.rfc-editor.org/info/rfc6407>>.
- [RFC6467] Kivinen, T., "Secure Password Framework for Internet Key Exchange Version 2 (IKEv2)", [RFC 6467](#), DOI 10.17487/RFC6467, December 2011, <<https://www.rfc-editor.org/info/rfc6467>>.
- [RFC7383] Smyslov, V., "Internet Key Exchange Protocol Version 2 (IKEv2) Message Fragmentation", [RFC 7383](#), DOI 10.17487/RFC7383, November 2014, <<https://www.rfc-editor.org/info/rfc7383>>.
- [RFC7634] Nir, Y., "ChaCha20, Poly1305, and Their Use in the Internet Key Exchange Protocol (IKE) and IPsec", [RFC 7634](#), DOI 10.17487/RFC7634, August 2015, <<https://www.rfc-editor.org/info/rfc7634>>.
- [RFC8017] Moriarty, K., Ed., Kaliski, B., Jonsson, J., and A. Rusch, "PKCS #1: RSA Cryptography Specifications Version 2.2", [RFC 8017](#), DOI 10.17487/RFC8017, November 2016, <<https://www.rfc-editor.org/info/rfc8017>>.

- [RFC8229] Pauly, T., Touati, S., and R. Mantha, "TCP Encapsulation of IKE and IPsec Packets", [RFC 8229](#), DOI 10.17487/RFC8229, August 2017, <<https://www.rfc-editor.org/info/rfc8229>>.
- [RFC8784] Fluhner, S., Kampanakis, P., McGrew, D., and V. Smysov, "Mixing Preshared Keys in the Internet Key Exchange Protocol Version 2 (IKEv2) for Post-quantum Security", [RFC 8784](#), DOI 10.17487/RFC8784, June 2020, <<https://www.rfc-editor.org/info/rfc8784>>.

Appendix A. Use of LKH in G-IKEv2

[Section 5.4 of \[RFC2627\]](#) describes the LKH architecture, and how a GCKS uses LKH to exclude group members. This section clarifies how the LKH architecture is used with G-IKEv2.

A.1. Notation

In this section we will use the notation $X\{Y\}$ where a key with ID Y is encrypted with the key with ID X . The notation $0\{Y\}$ means that the default wrap key (SK_w) is used to encrypt key Y , and the notation $X\{0\}$ means key X is used to encrypt the group SA key. Note, that $0\{0\}$ means that the group SA key is encrypted with default wrap key.

The content of the KD payload will be shown as a sequence of Key Packets. The Group Key Packet substructure will be denoted as $SA_n()$, when n is an SPI for the SA, and The Member Key Packet substructure will be denoted as $GM()$. The content of the Key Packets is shown as SA_KEY and KEY_WRAP_KEY attributes with the notation described above. Here is the example of KD payload.

$$KD(SA1(X\{0\}), GM(Y\{X\}, Z\{Y\}, 0\{Z\}))$$

For simplicity any other attributes in the KD payload are omitted.

We will also use the notation $X \rightarrow Y \rightarrow Z$ to describe the Key Path, i.e. the relation between the keys. In this case the keys had the following relation: $Z\{Y\}, Y\{X\}$.

A.2. Group Creation

When a GCKS forms a group, it creates a key tree as shown in the figure below. The key tree contains logical keys (which are represented as the values of their Key IDs in the figure) and a private key shared with only a single GM (the GMs are represented as letters followed by the corresponding key ID in parentheses in the figure). The root of the tree contains the multicast rekey SA key

(which is represented as $SA1(0)$, showing that its Key ID is always zero). The figure below assumes that the Key IDs are assigned sequentially; this is not a requirement and only used for illustrative purposes. The GCKS may create a complete tree as shown, or a partial tree which is created on demand as members join the group.

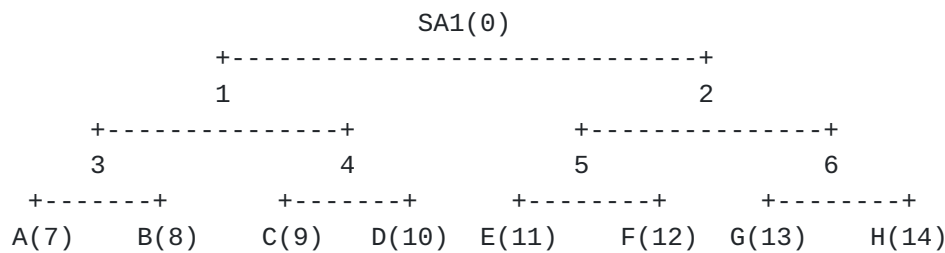


Figure 27: Initial LKH tree

When GM A joins the group, the GCKS provides it with the keys in the `KEY_WRAP_KEY` attributes in the KD payload of the `GSA_AUTH` or `GSA_REGISTRATION` exchange. Given the tree shown in figure above, the KD payload will be:

$KD(SA1(1\{0\}), GM(3\{1\}, 7\{3\}, 0\{7\}))$

KD Payload for the Group Member A

From these attributes the GM A will construct the Key Path $0 \rightarrow 1 \rightarrow 3 \rightarrow 7 \rightarrow 0$ and since it ends up with `SK_w`, it will use all the `KEY_WRAP_KEY` attributes present in the path as its working Key Path: $1 \rightarrow 3 \rightarrow 7$.

Similarly, when other GMs will be joining the group they will be provided with the corresponding keys, so after all the GMs will have the following working Key Paths:

A: $1 \rightarrow 3 \rightarrow 7$	B: $1 \rightarrow 3 \rightarrow 8$	C: $1 \rightarrow 4 \rightarrow 9$,	D: $1 \rightarrow 4 \rightarrow 10$
E: $2 \rightarrow 5 \rightarrow 11$	F: $2 \rightarrow 5 \rightarrow 12$	G: $2 \rightarrow 6 \rightarrow 13$	H: $2 \rightarrow 6 \rightarrow 14$

A.3. Simple Group SA Rekey

If the GCKS performs a simple SA rekey without changing group membership, it will only send Group Key Packet in the KD payload with a new SA key encrypted with the default KWK.

$KD(SA2(0\{0\}))$

KD Payload for the Group Member F

All the GMs will be able to decrypt it and no changes in their working Key Paths will take place.

A.4. Group Member Exclusion

If the GKCS has reason to believe that a GM should be excluded, then it can do so by sending a GSA_REKEY message that includes a set of GM_KEY attributes which would allow all GMs except for the excluded one to get a new SA key.

In the example below the GKCS excludes GM F. For this purpose it changes the key tree as follows, replacing the key 2 with the key 15 and the key 5 with the key 16. It also a new SA key for a new SA3.

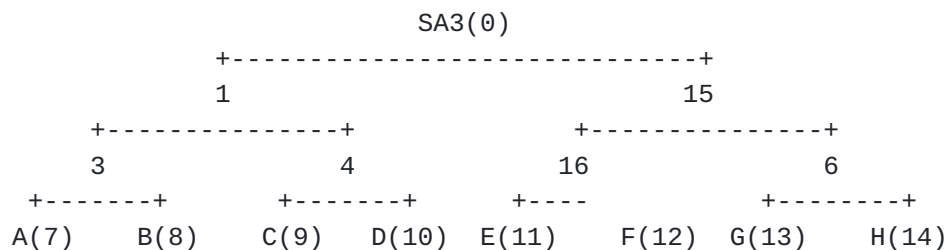


Figure 28: LKH tree after F has been excluded

Then it sends the following KD payload for the new rekey SA3:

```
KD(SA3(1{0},SA3(15{0})),GM(6{15},16{15},11{16}))
```

KD Payload for the Group Member F

While processing this KD payload:

- o GMs A, B, C and D will be able to decrypt the SA_KEY attribute 1{0} by using the "1" key from their key path. Since no new GM_KEY attributes are in the new Key Path, they won't update their working Key Paths.
- o GMs G and H will construct new Key Path 15->0 and will be able to decrypt the new GM_KEY 15 using the key 6 from their working Key Paths. So, they will update their working Key Paths replacing their beginnings up to the key 6 with the new Key Path (thus replacing the key 2 with the key 15).
- o GM E will construct new Key Path 16->15->0 and will be able to decrypt the new GM_KEY 16 using the key 11 from its working Key Path. So, it will update its working Key Path replacing its beginnings up to the key 11 with the new Key Path (thus replacing the key 2 with the key 15 and the key 5 with the key 16).

- o GM F won't be able to construct any Key Path leading to any key he possesses, so it will be unable to decrypt the new SA key for the SA3 and thus it will be excluded from the group once the GCKS starts sending TEK keys using SA3.

Finally, the GMs will have the following working Key Paths:

A: 1->3->7	B: 1->3->8	C: 1->4->9,	D: 1->4->10
E: 15->16->11	F: excluded	G: 15->6->13	H: 15->6->14

Authors' Addresses

Valery Smyslov
ELVIS-PLUS
PO Box 81
Moscow (Zelenograd) 124460
Russian Federation

Phone: +7 495 276 0211
Email: svan@elvis.ru

Brian Weis
Independent
USA

Email: bew.stds@gmail.com

