

Network Working Group
Internet-Draft
Obsoletes: [4306](#), [4718](#)
(if approved)
Intended status: Standards Track
Expires: August 30, 2009

C. Kaufman
Microsoft
P. Hoffman
VPN Consortium
Y. Nir
Check Point
P. Eronen
Nokia
February 26, 2009

Internet Key Exchange Protocol: IKEv2
draft-ietf-ipsecme-ikev2bis-02

Status of this Memo

This Internet-Draft is submitted to IETF in full conformance with the provisions of [BCP 78](#) and [BCP 79](#). This document may contain material from IETF Documents or IETF Contributions published or made publicly available before November 10, 2008. The person(s) controlling the copyright in some of this material may not have granted the IETF Trust the right to allow modifications of such material outside the IETF Standards Process. Without obtaining an adequate license from the person(s) controlling the copyright in such materials, this document may not be modified outside the IETF Standards Process, and derivative works of it may not be created outside the IETF Standards Process, except to format it for publication as an RFC or to translate it into languages other than English.

Internet-Drafts are working documents of the Internet Engineering Task Force (IETF), its areas, and its working groups. Note that other groups may also distribute working documents as Internet-Drafts.

Internet-Drafts are draft documents valid for a maximum of six months and may be updated, replaced, or obsoleted by other documents at any time. It is inappropriate to use Internet-Drafts as reference material or to cite them other than as "work in progress."

The list of current Internet-Drafts can be accessed at <http://www.ietf.org/ietf/1id-abstracts.txt>.

The list of Internet-Draft Shadow Directories can be accessed at <http://www.ietf.org/shadow.html>.

This Internet-Draft will expire on August 30, 2009.

Copyright Notice

Copyright (c) 2009 IETF Trust and the persons identified as the document authors. All rights reserved.

This document is subject to [BCP 78](#) and the IETF Trust's Legal Provisions Relating to IETF Documents in effect on the date of publication of this document (<http://trustee.ietf.org/license-info>). Please review these documents carefully, as they describe your rights and restrictions with respect to this document.

Abstract

This document describes version 2 of the Internet Key Exchange (IKE) protocol. IKE is a component of IPsec used for performing mutual authentication and establishing and maintaining security associations (SAs). It replaces and updates [RFC 4306](#), and includes all of the clarifications from [RFC 4718](#).

Table of Contents

1.	Introduction	6
1.1.	Usage Scenarios	7
1.1.1.	Security Gateway to Security Gateway Tunnel Mode	7
1.1.2.	Endpoint-to-Endpoint Transport Mode	8
1.1.3.	Endpoint to Security Gateway Tunnel Mode	9
1.1.4.	Other Scenarios	9
1.2.	The Initial Exchanges	10
1.3.	The CREATE_CHILD_SA Exchange	13
1.3.1.	Creating New Child SAs with the CREATE_CHILD_SA Exchange	14
1.3.2.	Rekeying IKE SAs with the CREATE_CHILD_SA Exchange	16
1.3.3.	Rekeying Child SAs with the CREATE_CHILD_SA Exchange	16
1.4.	The INFORMATIONAL Exchange	17
1.4.1.	Deleting an SA with INFORMATIONAL Exchanges	18
1.5.	Informational Messages outside of an IKE SA	18
1.6.	Requirements Terminology	19
1.7.	Differences Between RFC 4306 and This Document	20
2.	IKE Protocol Details and Variations	21
2.1.	Use of Retransmission Timers	22
2.2.	Use of Sequence Numbers for Message ID	23
2.3.	Window Size for Overlapping Requests	24
2.4.	State Synchronization and Connection Timeouts	25
2.5.	Version Numbers and Forward Compatibility	27
2.6.	IKE SA SPIs and Cookies	29
2.6.1.	Interaction of COOKIE and INVALID_KEY_PAYLOAD	32
2.7.	Cryptographic Algorithm Negotiation	32
2.8.	Rekeying	34
2.8.1.	Simultaneous Child SA rekeying	36
2.8.2.	Simultaneous IKE SA Rekeying	38
2.8.3.	Rekeying the IKE SA Versus Reauthentication	39
2.9.	Traffic Selector Negotiation	39
2.9.1.	Traffic Selectors Violating Own Policy	42
2.10.	Nonces	43
2.11.	Address and Port Agility	43
2.12.	Reuse of Diffie-Hellman Exponentials	43
2.13.	Generating Keying Material	44
2.14.	Generating Keying Material for the IKE SA	45
2.15.	Authentication of the IKE SA	46
2.16.	Extensible Authentication Protocol Methods	48
2.17.	Generating Keying Material for Child SAs	50
2.18.	Rekeying IKE SAs Using a CREATE_CHILD_SA Exchange	51
2.19.	Requesting an Internal Address on a Remote Network	52
2.19.1.	Configuration Payloads	53
2.20.	Requesting the Peer's Version	55
2.21.	Error Handling	55

2.22.	IPComp	56
2.23.	NAT Traversal	57
2.24.	Explicit Congestion Notification (ECN)	61
3.	Header and Payload Formats	61
3.1.	The IKE Header	61
3.2.	Generic Payload Header	64
3.3.	Security Association Payload	66
3.3.1.	Proposal Substructure	68
3.3.2.	Transform Substructure	70
3.3.3.	Valid Transform Types by Protocol	73
3.3.4.	Mandatory Transform IDs	73
3.3.5.	Transform Attributes	74
3.3.6.	Attribute Negotiation	76
3.4.	Key Exchange Payload	77
3.5.	Identification Payloads	78
3.6.	Certificate Payload	80
3.7.	Certificate Request Payload	82
3.8.	Authentication Payload	84
3.9.	Nonce Payload	85
3.10.	Notify Payload	86
3.10.1.	Notify Message Types	87
3.11.	Delete Payload	90
3.12.	Vendor ID Payload	92
3.13.	Traffic Selector Payload	93
3.13.1.	Traffic Selector	94
3.14.	Encrypted Payload	96
3.15.	Configuration Payload	98
3.15.1.	Configuration Attributes	99
3.15.2.	Meaning of INTERNAL_IP4_SUBNET/INTERNAL_IP6_SUBNET	102
3.15.3.	Configuration payloads for IPv6	104
3.15.4.	Address Assignment Failures	105
3.16.	Extensible Authentication Protocol (EAP) Payload	105
4.	Conformance Requirements	107
5.	Security Considerations	109
5.1.	Traffic selector authorization	112
6.	IANA Considerations	113
7.	Acknowledgements	113
8.	References	114
8.1.	Normative References	114
8.2.	Informative References	115
Appendix A.	Summary of changes from IKEv1	119
Appendix B.	Diffie-Hellman Groups	120
B.1.	Group 1 - 768 Bit MODP	120
B.2.	Group 2 - 1024 Bit MODP	121
Appendix C.	Exchanges and Payloads	121
C.1.	IKE_SA_INIT Exchange	122
C.2.	IKE_AUTH Exchange without EAP	123
C.3.	IKE_AUTH Exchange with EAP	124

C.4.	CREATE_CHILD_SA Exchange for Creating or Rekeying Child SAs	125
C.5.	CREATE_CHILD_SA Exchange for Rekeying the IKE SA	125
C.6.	INFORMATIONAL Exchange	125
Appendix D.	Significant Changes from RFC 4306	125
Appendix E.	Changes Between Internet Draft Versions	126
E.1.	Changes from IKEv2 to draft -00	126
E.2.	Changes from draft -00 to draft -01	126
E.3.	Changes from draft -00 to draft -01	128
E.4.	Changes from draft -01 to draft -02	129
E.5.	Changes from draft -02 to draft -03	130
E.6.	Changes from draft -03 to draft-ietf-ipsecme-ikev2bis-00	131
E.7.	Changes from draft-ietf-ipsecme-ikev2bis-00 to draft-ietf-ipsecme-ikev2bis-01	132
E.8.	Changes from draft-ietf-ipsecme-ikev2bis-01 to draft-ietf-ipsecme-ikev2bis-02	136
Authors'	Addresses	138

1. Introduction

{{ An introduction to the differences between [RFC 4306](#) [[IKEV2](#)] and this document is given at the end of [Section 1](#). It is put there (instead of here) to preserve the section numbering of [RFC 4306](#). }}

IP Security (IPsec) provides confidentiality, data integrity, access control, and data source authentication to IP datagrams. These services are provided by maintaining shared state between the source and the sink of an IP datagram. This state defines, among other things, the specific services provided to the datagram, which cryptographic algorithms will be used to provide the services, and the keys used as input to the cryptographic algorithms.

Establishing this shared state in a manual fashion does not scale well. Therefore, a protocol to establish this state dynamically is needed. This memo describes such a protocol -- the Internet Key Exchange (IKE). Version 1 of IKE was defined in RFCs 2407 [[DOI](#)], 2408 [[ISAKMP](#)], and 2409 [[IKEV1](#)]. IKEv2 replaced all of those RFCs. IKEv2 was defined in [[IKEV2](#)] ([RFC 4306](#)) and was clarified in [[Clarif](#)] ([RFC 4718](#)). This document replaces and updates [RFC 4306](#) and [RFC 4718](#).

IKE performs mutual authentication between two parties and establishes an IKE security association (SA) that includes shared secret information that can be used to efficiently establish SAs for Encapsulating Security Payload (ESP) [[ESP](#)] or Authentication Header (AH) [[AH](#)] and a set of cryptographic algorithms to be used by the SAs to protect the traffic that they carry. In this document, the term "suite" or "cryptographic suite" refers to a complete set of algorithms used to protect an SA. An initiator proposes one or more suites by listing supported algorithms that can be combined into suites in a mix-and-match fashion. IKE can also negotiate use of IP Compression (IPComp) [[IP-COMP](#)] in connection with an ESP or AH SA. The SAs for ESP or AH that get set up through that IKE SA we call "Child SAs".

All IKE communications consist of pairs of messages: a request and a response. The pair is called an "exchange". We call the first messages establishing an IKE SA IKE_SA_INIT and IKE_AUTH exchanges and subsequent IKE exchanges CREATE_CHILD_SA or INFORMATIONAL exchanges. In the common case, there is a single IKE_SA_INIT exchange and a single IKE_AUTH exchange (a total of four messages) to establish the IKE SA and the first Child SA. In exceptional cases, there may be more than one of each of these exchanges. In all cases, all IKE_SA_INIT exchanges MUST complete before any other exchange type, then all IKE_AUTH exchanges MUST complete, and following that any number of CREATE_CHILD_SA and INFORMATIONAL exchanges may occur

in any order. In some scenarios, only a single Child SA is needed between the IPsec endpoints, and therefore there would be no additional exchanges. Subsequent exchanges MAY be used to establish additional Child SAs between the same authenticated pair of endpoints and to perform housekeeping functions.

IKE message flow always consists of a request followed by a response. It is the responsibility of the requester to ensure reliability. If the response is not received within a timeout interval, the requester needs to retransmit the request (or abandon the connection).

The first request/response of an IKE session (IKE_SA_INIT) negotiates security parameters for the IKE SA, sends nonces, and sends Diffie-Hellman values.

The second request/response (IKE_AUTH) transmits identities, proves knowledge of the secrets corresponding to the two identities, and sets up an SA for the first (and often only) AH or ESP Child SA (unless there is failure setting up the AH or ESP Child SA, in which case the IKE SA is still established without IPsec SA).

The types of subsequent exchanges are CREATE_CHILD_SA (which creates a Child SA) and INFORMATIONAL (which deletes an SA, reports error conditions, or does other housekeeping). Every request requires a response. An INFORMATIONAL request with no payloads (other than the empty Encrypted payload required by the syntax) is commonly used as a check for liveness. These subsequent exchanges cannot be used until the initial exchanges have completed.

In the description that follows, we assume that no errors occur. Modifications to the flow should errors occur are described in [Section 2.21](#).

1.1. Usage Scenarios

IKE is expected to be used to negotiate ESP or AH SAs in a number of different scenarios, each with its own special requirements.

1.1.1. Security Gateway to Security Gateway Tunnel Mode

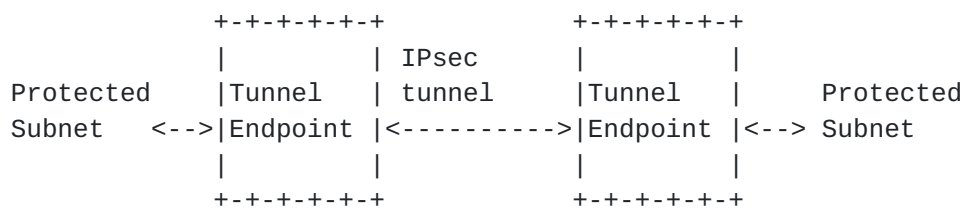


Figure 1: Security Gateway to Security Gateway Tunnel

In this scenario, neither endpoint of the IP connection implements IPsec, but network nodes between them protect traffic for part of the way. Protection is transparent to the endpoints, and depends on ordinary routing to send packets through the tunnel endpoints for processing. Each endpoint would announce the set of addresses "behind" it, and packets would be sent in tunnel mode where the inner IP header would contain the IP addresses of the actual endpoints.

1.1.2. Endpoint-to-Endpoint Transport Mode

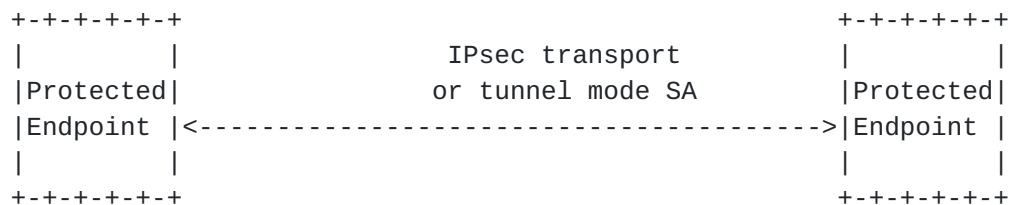


Figure 2: Endpoint to Endpoint

In this scenario, both endpoints of the IP connection implement IPsec, as required of hosts in [\[IPSECARCH\]](#). Transport mode will commonly be used with no inner IP header. A single pair of addresses will be negotiated for packets to be protected by this SA. These endpoints MAY implement application layer access controls based on the IPsec authenticated identities of the participants. This scenario enables the end-to-end security that has been a guiding principle for the Internet since [\[ARCHPRINC\]](#), [\[TRANSPARENCY\]](#), and a method of limiting the inherent problems with complexity in networks noted by [\[ARCHGUIDEPHIL\]](#). Although this scenario may not be fully applicable to the IPv4 Internet, it has been deployed successfully in specific scenarios within intranets using IKEv1. It should be more broadly enabled during the transition to IPv6 and with the adoption of IKEv2.

It is possible in this scenario that one or both of the protected endpoints will be behind a network address translation (NAT) node, in which case the tunneled packets will have to be UDP encapsulated so that port numbers in the UDP headers can be used to identify individual endpoints "behind" the NAT (see [Section 2.23](#)).

1.1.3. Endpoint to Security Gateway Tunnel Mode

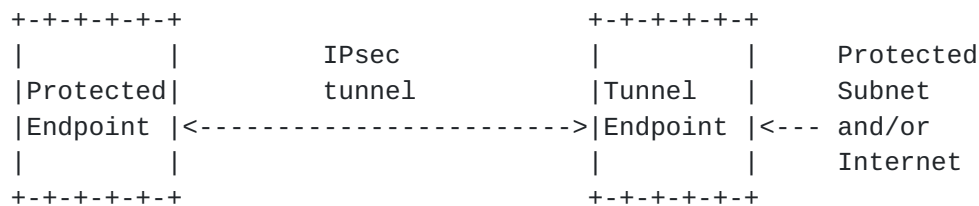


Figure 3: Endpoint to Security Gateway Tunnel

In this scenario, a protected endpoint (typically a portable roaming computer) connects back to its corporate network through an IPsec-protected tunnel. It might use this tunnel only to access information on the corporate network, or it might tunnel all of its traffic back through the corporate network in order to take advantage of protection provided by a corporate firewall against Internet-based attacks. In either case, the protected endpoint will want an IP address associated with the security gateway so that packets returned to it will go to the security gateway and be tunneled back. This IP address may be static or may be dynamically allocated by the security gateway. {{ Clarif-6.1 }} In support of the latter case, IKEv2 includes a mechanism (namely, configuration payloads) for the initiator to request an IP address owned by the security gateway for use for the duration of its SA.

In this scenario, packets will use tunnel mode. On each packet from the protected endpoint, the outer IP header will contain the source IP address associated with its current location (i.e., the address that will get traffic routed to the endpoint directly), while the inner IP header will contain the source IP address assigned by the security gateway (i.e., the address that will get traffic routed to the security gateway for forwarding to the endpoint). The outer destination address will always be that of the security gateway, while the inner destination address will be the ultimate destination for the packet.

In this scenario, it is possible that the protected endpoint will be behind a NAT. In that case, the IP address as seen by the security gateway will not be the same as the IP address sent by the protected endpoint, and packets will have to be UDP encapsulated in order to be routed properly.

1.1.4. Other Scenarios

Other scenarios are possible, as are nested combinations of the above. One notable example combines aspects of 1.1.1 and 1.1.3. A subnet may make all external accesses through a remote security

gateway using an IPsec tunnel, where the addresses on the subnet are routed to the security gateway by the rest of the Internet. An example would be someone's home network being virtually on the Internet with static IP addresses even though connectivity is provided by an ISP that assigns a single dynamically assigned IP address to the user's security gateway (where the static IP addresses and an IPsec relay are provided by a third party located elsewhere).

1.2. The Initial Exchanges

Communication using IKE always begins with IKE_SA_INIT and IKE_AUTH exchanges (known in IKEv1 as Phase 1). These initial exchanges normally consist of four messages, though in some scenarios that number can grow. All communications using IKE consist of request/response pairs. We'll describe the base exchange first, followed by variations. The first pair of messages (IKE_SA_INIT) negotiate cryptographic algorithms, exchange nonces, and do a Diffie-Hellman exchange [[DH](#)].

The second pair of messages (IKE_AUTH) authenticate the previous messages, exchange identities and certificates, and establish the first Child SA. Parts of these messages are encrypted and integrity protected with keys established through the IKE_SA_INIT exchange, so the identities are hidden from eavesdroppers and all fields in all the messages are authenticated. (See [Section 2.14](#) for information on how the encryption keys are generated.)

All messages following the initial exchange are cryptographically protected using the cryptographic algorithms and keys negotiated in the the IKE_SA_INIT exchange. These subsequent messages use the syntax of the Encrypted Payload described in [Section 3.14](#), encrypted with keys that are derived as described in [Section 2.14](#). All subsequent messages include an Encrypted Payload, even if they are referred to in the text as "empty". For the CREATE_CHILD_SA, IKE_AUTH, or IKE_INFORMATIONAL exchanges, the message following the header is encrypted and the message including the header is integrity protected using the cryptographic algorithms negotiated for the IKE SA.

In the following descriptions, the payloads contained in the message are indicated by names as listed below.

Notation	Payload

AUTH	Authentication
CERT	Certificate
CERTREQ	Certificate Request
CP	Configuration
D	Delete
E	Encrypted
EAP	Extensible Authentication
HDR	IKE Header
Idi	Identification - Initiator
Idr	Identification - Responder
KE	Key Exchange
Ni, Nr	Nonce
N	Notify
SA	Security Association
TSi	Traffic Selector - Initiator
TSr	Traffic Selector - Responder
V	Vendor ID

The details of the contents of each payload are described in [section 3](#). Payloads that may optionally appear will be shown in brackets, such as [CERTREQ], indicate that optionally a certificate request payload can be included.

The initial exchanges are as follows:

Initiator	Responder

HDR, SAi1, KEi, Ni	-->

HDR contains the Security Parameter Indexes (SPIs), version numbers, and flags of various sorts. The SAi1 payload states the cryptographic algorithms the initiator supports for the IKE SA. The KE payload sends the initiator's Diffie-Hellman value. Ni is the initiator's nonce.

<-- HDR, SAR1, KEr, Nr, [CERTREQ]

The responder chooses a cryptographic suite from the initiator's offered choices and expresses that choice in the SAR1 payload, completes the Diffie-Hellman exchange with the KEr payload, and sends its nonce in the Nr payload.

At this point in the negotiation, each party can generate SKEYSEED, from which all keys are derived for that IKE SA. The messages that follow are encrypted and integrity protected in their entirety, with the exception of the message headers. The keys used for the

encryption and integrity protection are derived from SKEYSEED and are known as SK_e (encryption) and SK_a (authentication, a.k.a. integrity protection). A separate SK_e and SK_a is computed for each direction. In addition to the keys SK_e and SK_a derived from the DH value for protection of the IKE SA, another quantity SK_d is derived and used for derivation of further keying material for Child SAs. The notation SK { ... } indicates that these payloads are encrypted and integrity protected using that direction's SK_e and SK_a.

```
HDR, SK {IDi, [CERT,] [CERTREQ,]  
      [IDr,] AUTH, SAI2,  
      TSi, TSr} -->
```

The initiator asserts its identity with the IDi payload, proves knowledge of the secret corresponding to IDi and integrity protects the contents of the first message using the AUTH payload (see [Section 2.15](#)). It might also send its certificate(s) in CERT payload(s) and a list of its trust anchors in CERTREQ payload(s). If any CERT payloads are included, the first certificate provided MUST contain the public key used to verify the AUTH field.

The optional payload IDr enables the initiator to specify which of the responder's identities it wants to talk to. This is useful when the machine on which the responder is running is hosting multiple identities at the same IP address. If the IDr proposed by the initiator is not acceptable to the responder, the responder might use some other IDr to finish the exchange. If the initiator then does not accept that fact that responder used different IDr than the one that was requested, the initiator can close the SA after noticing the fact.

The initiator begins negotiation of a Child SA using the SAI2 payload. The final fields (starting with SAI2) are described in the description of the CREATE_CHILD_SA exchange.

```
<-- HDR, SK {IDr, [CERT,] AUTH,  
      SAr2, TSi, TSr}
```

The responder asserts its identity with the IDr payload, optionally sends one or more certificates (again with the certificate containing the public key used to verify AUTH listed first), authenticates its identity and protects the integrity of the second message with the AUTH payload, and completes negotiation of a Child SA with the additional fields described below in the CREATE_CHILD_SA exchange.

The recipients of messages 3 and 4 MUST verify that all signatures and MACs are computed correctly and that the names in the ID payloads correspond to the keys used to generate the AUTH payload.

{{ Clarif-4.2}} If creating the Child SA during the IKE_AUTH exchange fails for some reason, the IKE SA is still created as usual. The list of responses in the IKE_AUTH exchange that do not prevent an IKE SA from being set up include at least the following:

NO_PROPOSAL_CHOSEN, TS_UNACCEPTABLE, SINGLE_PAIR_REQUIRED, INTERNAL_ADDRESS_FAILURE, and FAILED_CP_REQUIRED.

{{ Clarif-4.3 }} Note that IKE_AUTH messages do not contain KEi/Ker or Ni/Nr payloads. Thus, the SA payloads in the IKE_AUTH exchange cannot contain Transform Type 4 (Diffie-Hellman Group) with any value other than NONE. Implementations SHOULD omit the whole transform substructure instead of sending value NONE.

1.3. The CREATE_CHILD_SA Exchange

{{ This is a heavy rewrite of most of this section. The major organization changes are described in Clarif-4.1 and Clarif-5.1. }}

The CREATE_CHILD_SA exchange is used to create new Child SAs and to rekey both IKE SAs and Child SAs. This exchange consists of a single request/response pair, and some of its function was referred to as a phase 2 exchange in IKEv1. It MAY be initiated by either end of the IKE SA after the initial exchanges are completed.

All messages following the initial exchange are cryptographically protected using the cryptographic algorithms and keys negotiated in the first two messages of the IKE exchange. These subsequent messages use the syntax of the Encrypted Payload described in [Section 3.14](#), encrypted with keys that are derived as described in [Section 2.14](#). All subsequent messages include an Encrypted Payload, even if they are referred to in the text as "empty". For both messages in the CREATE_CHILD_SA, the message following the header is encrypted and the message including the header is integrity protected using the cryptographic algorithms negotiated for the IKE SA.

The CREATE_CHILD_SA is also used for rekeying IKE SAs and Child SAs. An SA is rekeyed by creating a new SA and then deleting the old one. This section describes the first part of rekeying, the creation of new SAs; [Section 2.8](#) covers the mechanics of rekeying, including moving traffic from old to new SAs and the deletion of the old SAs. The two sections must be read together to understand the entire process of rekeying.

Either endpoint may initiate a CREATE_CHILD_SA exchange, so in this section the term initiator refers to the endpoint initiating this exchange. An implementation MAY refuse all CREATE_CHILD_SA requests within an IKE SA.

The CREATE_CHILD_SA request MAY optionally contain a KE payload for an additional Diffie-Hellman exchange to enable stronger guarantees of forward secrecy for the Child SA. The keying material for the Child SA is a function of SK_d established during the establishment of the IKE SA, the nonces exchanged during the CREATE_CHILD_SA exchange, and the Diffie-Hellman value (if KE payloads are included in the CREATE_CHILD_SA exchange).

If a CREATE_CHILD_SA exchange includes a KE_i payload, at least one of the SA offers MUST include the Diffie-Hellman group of the KE_i. The Diffie-Hellman group of the KE_i MUST be an element of the group the initiator expects the responder to accept (additional Diffie-Hellman groups can be proposed). If the responder selects a proposal using a different Diffie-Hellman group (other than NONE), the responder MUST reject the request and indicate its preferred Diffie-Hellman group in the INVALID_KEY_PAYLOAD Notification payload. {{ 3.10.1-17 }} There are two octets of data associated with this notification: the accepted D-H Group number in big endian order. In the case of such a rejection, the CREATE_CHILD_SA exchange fails, and the initiator will probably retry the exchange with a Diffie-Hellman proposal and KE_i in the group that the responder gave in the INVALID_KEY_PAYLOAD.

{{ 3.10.1-35 }} The responder sends a NO_ADDITIONAL_SAS notification to indicate that a CREATE_CHILD_SA request is unacceptable because the responder is unwilling to accept any more Child SAs on this IKE SA. Some minimal implementations may only accept a single Child SA setup in the context of an initial IKE exchange and reject any subsequent attempts to add more.

1.3.1. Creating New Child SAs with the CREATE_CHILD_SA Exchange

A Child SA may be created by sending a CREATE_CHILD_SA request. The CREATE_CHILD_SA request for creating a new Child SA is:

Initiator	Responder

HDR, SK {SA, Ni, [KE _i], TS _i , TS _r } -->	

The initiator sends SA offer(s) in the SA payload, a nonce in the Ni payload, optionally a Diffie-Hellman value in the KE_i payload, and the proposed traffic selectors for the proposed Child SA in the TS_i and TS_r payloads.

The CREATE_CHILD_SA response for creating a new Child SA is:

```
<-- HDR, SK {SA, Nr, [KEr],  
      TSi, TSr}
```


The responder replies (using the same Message ID to respond) with the accepted offer in an SA payload, and a Diffie-Hellman value in the KEr payload if KEi was included in the request and the selected cryptographic suite includes that group.

The traffic selectors for traffic to be sent on that SA are specified in the TS payloads in the response, which may be a subset of what the initiator of the Child SA proposed.

{{ 3.10.1-16391 }} The USE_TRANSPORT_MODE notification MAY be included in a request message that also includes an SA payload requesting a Child SA. It requests that the Child SA use transport mode rather than tunnel mode for the SA created. If the request is accepted, the response MUST also include a notification of type USE_TRANSPORT_MODE. If the responder declines the request, the Child SA will be established in tunnel mode. If this is unacceptable to the initiator, the initiator MUST delete the SA. Note: Except when using this option to negotiate transport mode, all Child SAs will use tunnel mode.

{{ 3.10.1-16394 }} The ESP_TFC_PADDING_NOT_SUPPORTED notification asserts that the sending endpoint will NOT accept packets that contain Traffic Flow Confidentiality (TFC) padding over the Child SA being negotiated. {{ Clarif-4.5 }} If neither endpoint accepts TFC padding, this notification is included in both the request and the response. If this notification is included in only one of the messages, TFC padding can still be sent in the other direction.

{{ 3.10.1-16395 }} The NON_FIRST_FRAGMENTS_ALSO notification is used for fragmentation control. See [[IPSECARCH](#)] for a fuller explanation. {{ Clarif-4.6 }} Both parties need to agree to sending non-first fragments before either party does so. It is enabled only if NON_FIRST_FRAGMENTS_ALSO notification is included in both the request proposing an SA and the response accepting it. If the responder does not want to send or receive non-first fragments, it only omits NON_FIRST_FRAGMENTS_ALSO notification from its response, but does not reject the whole Child SA creation.

Failure of an attempt to create a CHILD SA SHOULD NOT tear down the IKE SA: there is no reason to lose the work done to set up the IKE SA. When an IKE SA is not created, the error message return SHOULD NOT be encrypted because the other party will not be able to authenticate that message. [[Note: this text may be changed in the future.]]

1.3.2. Rekeying IKE SAs with the CREATE_CHILD_SA Exchange

The CREATE_CHILD_SA request for rekeying an IKE SA is:

Initiator	Responder

HDR, SK {SA, Ni, [KEi]} -->	

The initiator sends SA offer(s) in the SA payload, a nonce in the Ni payload, and a Diffie-Hellman value in the KEi payload. The KEi payload MUST be included. New initiator and responder SPIs are supplied in the SPI fields of the SA payload.

The CREATE_CHILD_SA response for rekeying an IKE SA is:

<-- HDR, SK {SA, Nr, [KEr]}

The responder replies (using the same Message ID to respond) with the accepted offer in an SA payload, and a Diffie-Hellman value in the KEr payload if the selected cryptographic suite includes that group.

The new IKE SA has its message counters set to 0, regardless of what they were in the earlier IKE SA. The first IKE requests from both sides on the new IKE SA will have message ID 0. The old IKE SA retains its numbering, so any further requests (for example, to delete the IKE SA) will have consecutive numbering. The new IKE SA also has its window size reset to 1, and the initiator in this rekey exchange is the new "original initiator" of the new IKE SA.

1.3.3. Rekeying Child SAs with the CREATE_CHILD_SA Exchange

The CREATE_CHILD_SA request for rekeying a Child SA is:

Initiator	Responder

HDR, SK {N, SA, Ni, [KEi], TSi, TSr} -->	

The initiator sends SA offer(s) in the SA payload, a nonce in the Ni payload, optionally a Diffie-Hellman value in the KEi payload, and the proposed traffic selectors for the proposed Child SA in the TSi and TSr payloads.

{{ 3.10.1-16393 }} The REKEY_SA notification MUST be included in a CREATE_CHILD_SA exchange if the purpose of the exchange is to replace an existing ESP or AH SA. {{ Clarif-5.4 }} The SA being rekeyed is identified by the SPI field in the Notify payload; this is the SPI the exchange initiator would expect in inbound ESP or AH packets.

There is no data associated with this Notify type. The Protocol ID field of the REKEY_SA notification is set to match the protocol of the SA we are rekeying, for example, 3 for ESP and 2 for AH.

The CREATE_CHILD_SA response for rekeying a Child SA is:

```
<-- HDR, SK {SA, Nr, [KEr],
      TSi, TSr}
```

The responder replies (using the same Message ID to respond) with the accepted offer in an SA payload, and a Diffie-Hellman value in the KEr payload if KEi was included in the request and the selected cryptographic suite includes that group.

The traffic selectors for traffic to be sent on that SA are specified in the TS payloads in the response, which may be a subset of what the initiator of the Child SA proposed.

1.4. The INFORMATIONAL Exchange

At various points during the operation of an IKE SA, peers may desire to convey control messages to each other regarding errors or notifications of certain events. To accomplish this, IKE defines an INFORMATIONAL exchange. INFORMATIONAL exchanges MUST ONLY occur after the initial exchanges and are cryptographically protected with the negotiated keys.

Control messages that pertain to an IKE SA MUST be sent under that IKE SA. Control messages that pertain to Child SAs MUST be sent under the protection of the IKE SA which generated them (or its successor if the IKE SA was rekeyed).

Messages in an INFORMATIONAL exchange contain zero or more Notification, Delete, and Configuration payloads. The Recipient of an INFORMATIONAL exchange request MUST send some response (else the Sender will assume the message was lost in the network and will retransmit it). That response MAY be a message with no payloads. The request message in an INFORMATIONAL exchange MAY also contain no payloads. This is the expected way an endpoint can ask the other endpoint to verify that it is alive.

The INFORMATIONAL exchange is defined as:

Initiator	Responder

HDR, SK {[N,] [D,] [CP,] ...} -->	<-- HDR, SK {[N,] [D,]

[CP], ...}

The processing of an INFORMATIONAL exchange is determined by its component payloads.

1.4.1. Deleting an SA with INFORMATIONAL Exchanges

{{ Clarif-5.6 }} ESP and AH SAs always exist in pairs, with one SA in each direction. When an SA is closed, both members of the pair MUST be closed (that is, deleted). Each endpoint MUST close its incoming SAs and allow the other endpoint to close the other SA in each pair. To delete an SA, an INFORMATIONAL exchange with one or more delete payloads is sent listing the SPIs (as they would be expected in the headers of inbound packets) of the SAs to be deleted. The recipient MUST close the designated SAs. {{ Clarif-5.7 }} Note that one never sends delete payloads for the two sides of an SA in a single message. If there are many SAs to delete at the same time, one includes delete payloads for the inbound half of each SA pair in your Informational exchange.

Normally, the reply in the INFORMATIONAL exchange will contain delete payloads for the paired SAs going in the other direction. There is one exception. If by chance both ends of a set of SAs independently decide to close them, each may send a delete payload and the two requests may cross in the network. If a node receives a delete request for SAs for which it has already issued a delete request, it MUST delete the outgoing SAs while processing the request and the incoming SAs while processing the response. In that case, the responses MUST NOT include delete payloads for the deleted SAs, since that would result in duplicate deletion and could in theory delete the wrong SA.

{{ Demoted the SHOULD }} Half-closed ESP or AH connections are anomalous, and a node with auditing capability should probably audit their existence if they persist. Note that this specification nowhere specifies time periods, so it is up to individual endpoints to decide how long to wait. A node MAY refuse to accept incoming data on half-closed connections but MUST NOT unilaterally close them and reuse the SPIs. If connection state becomes sufficiently messed up, a node MAY close the IKE SA; doing so will implicitly close all SAs negotiated under it. It can then rebuild the SAs it needs on a clean base under a new IKE SA. {{ Clarif-5.8 }} The response to a request that deletes the IKE SA is an empty Informational response.

1.5. Informational Messages outside of an IKE SA

If an encrypted IKE request packet arrives on port 500 or 4500 with an unrecognized SPI, it could be because the receiving node has

recently crashed and lost state or because of some other system malfunction or attack. If the receiving node has an active IKE SA to the IP address from whence the packet came, it MAY send a notification of the wayward packet over that IKE SA in an INFORMATIONAL exchange. If it does not have such an IKE SA, it MAY send an Informational message without cryptographic protection to the source IP address. Such a message is not part of an informational exchange, and the receiving node MUST NOT respond to it. Doing so could cause a message loop.

{{ 3.10.1-11 }} The INVALID_SPI notification MAY be sent in an IKE INFORMATIONAL exchange when a node receives an ESP or AH packet with an invalid SPI. The Notification Data contains the SPI of the invalid packet. This usually indicates a node has rebooted and forgotten an SA. If this Informational Message is sent outside the context of an IKE SA, it should only be used by the recipient as a "hint" that something might be wrong (because it could easily be forged).

{{ Clarif-7.7 }} There are two cases when such a one-way notification is sent: INVALID_IKE_SPI and INVALID_SPI. These notifications are sent outside of an IKE SA. Note that such notifications are explicitly not Informational exchanges; these are one-way messages that must not be responded to.

In case of INVALID_IKE_SPI, the message sent is a response message, and thus it is sent to the IP address and port from whence it came with the same IKE SPIs and the Message ID is copied. The Response bit is set to 1, and the version flags are set in the normal fashion. For a one-way INVALID_IKE_SPI notification for an unrecognized SPI, the responder SHOULD copy the Exchange Type from the request.

In case of INVALID_SPI, however, there are no IKE SPI values that would be meaningful to the recipient of such a notification. Using zero values or random values are both acceptable. The Initiator flag is set, the Response bit is set to 0, and the version flags are set in the normal fashion.

1.6. Requirements Terminology

Definitions of the primitive terms in this document (such as Security Association or SA) can be found in [[IPSECARCH](#)]. {{ Clarif-7.2 }} It should be noted that parts of IKEv2 rely on some of the processing rules in [[IPSECARCH](#)], as described in various sections of this document.

Keywords "MUST", "MUST NOT", "REQUIRED", "SHOULD", "SHOULD NOT" and "MAY" that appear in this document are to be interpreted as described

in [\[MUSTSHOULD\]](#).

1.7. Differences Between [RFC 4306](#) and This Document

{{ Added this entire section, including this recursive remark. }}

This document contains clarifications and amplifications to IKEv2 [\[IKEV2\]](#). The clarifications are mostly based on [\[Clarif\]](#). The changes listed in that document were discussed in the IPsec Working Group and, after the Working Group was disbanded, on the IPsec mailing list. That document contains detailed explanations of areas that were unclear in IKEv2, and is thus useful to implementers of IKEv2.

The protocol described in this document retains the same major version number (2) and minor version number (0) as was used in [RFC 4306](#). That is, the version number is **not** changed from [RFC 4306](#).

This document makes the figures and references a bit more regular than in [\[IKEV2\]](#).

IKEv2 developers have noted that the SHOULD-level requirements are often unclear in that they don't say when it is OK to not obey the requirements. They also have noted that there are MUST-level requirements that are not related to interoperability. This document has more explanation of some of these requirements. All non-capitalized uses of the words SHOULD and MUST now mean their normal English sense, not the interoperability sense of [\[MUSTSHOULD\]](#).

IKEv2 (and IKEv1) developers have noted that there is a great deal of material in the tables of codes in [Section 3.10.1](#). This leads to implementers not having all the needed information in the main body of the document. Much of the material from those tables has been moved into the associated parts of the main body of the document.

In the body of this document, notes that are enclosed in double curly braces {{ such as this }} point out changes from IKEv2. Changes that come from [\[Clarif\]](#) are marked with the section from that document, such as "{{ Clarif-2.10 }}". Changes that come from moving descriptive text out of the tables in [Section 3.10.1](#) are marked with that number and the message type that contained the text, such as "{{ 3.10.1-16384 }}".

This document removes discussion of nesting AH and ESP. This was a mistake in [RFC 4306](#) caused by the lag between finishing [RFC 4306](#) and [RFC 4301](#). Basically, IKEv2 is based on [RFC 4301](#), which does not include "SA bundles" that were part of [RFC 2401](#). While a single packet can go through IPsec processing multiple times, each of these

passes uses a separate SA, and the passes are coordinated by the forwarding tables. In IKEv2, each of these SAs has to be created using a separate CREATE_CHILD_SA exchange.

This document removes discussion of the INTERNAL_ADDRESS_EXPIRY configuration attribute because its implementation was very problematic. Implementations that conform to this document MUST ignore proposals that have configuration attribute type 5, the old value for INTERNAL_ADDRESS_EXPIRY.

This document adds the restriction in [Section 2.13](#) that all PRFs used with IKEv2 MUST take variable-sized keys. This should not affect any implementations because there were no standardized PRFs that have fixed-size keys.

A later version of this document may have all the {{ }} comments removed from the body of the document and instead appear in an appendix.

2. IKE Protocol Details and Variations

IKE normally listens and sends on UDP port 500, though IKE messages may also be received on UDP port 4500 with a slightly different format (see [Section 2.23](#)). Since UDP is a datagram (unreliable) protocol, IKE includes in its definition recovery from transmission errors, including packet loss, packet replay, and packet forgery. IKE is designed to function so long as (1) at least one of a series of retransmitted packets reaches its destination before timing out; and (2) the channel is not so full of forged and replayed packets so as to exhaust the network or CPU capacities of either endpoint. Even in the absence of those minimum performance requirements, IKE is designed to fail cleanly (as though the network were broken).

Although IKEv2 messages are intended to be short, they contain structures with no hard upper bound on size (in particular, X.509 certificates), and IKEv2 itself does not have a mechanism for fragmenting large messages. IP defines a mechanism for fragmentation of oversize UDP messages, but implementations vary in the maximum message size supported. Furthermore, use of IP fragmentation opens an implementation to denial of service attacks [[DOSUDPPROT](#)]. Finally, some NAT and/or firewall implementations may block IP fragments.

All IKEv2 implementations MUST be able to send, receive, and process IKE messages that are up to 1280 octets long, and they SHOULD be able to send, receive, and process messages that are up to 3000 octets long. {{ Demoted the SHOULD }} IKEv2 implementations need to be aware

of the maximum UDP message size supported and MAY shorten messages by leaving out some certificates or cryptographic suite proposals if that will keep messages below the maximum. Use of the "Hash and URL" formats rather than including certificates in exchanges where possible can avoid most problems. {{ Demoted the SHOULD }} Implementations and configuration need to keep in mind, however, that if the URL lookups are possible only after the IPsec SA is established, recursion issues could prevent this technique from working.

{{ Clarif-7.5 }} The UDP payload of all packets containing IKE messages sent on port 4500 MUST begin with the prefix of four zeros; otherwise, the receiver won't know how to handle them.

2.1. Use of Retransmission Timers

All messages in IKE exist in pairs: a request and a response. The setup of an IKE SA normally consists of two request/response pairs. Once the IKE SA is set up, either end of the security association may initiate requests at any time, and there can be many requests and responses "in flight" at any given moment. But each message is labeled as either a request or a response, and for each request/response pair one end of the security association is the initiator and the other is the responder.

For every pair of IKE messages, the initiator is responsible for retransmission in the event of a timeout. The responder MUST never retransmit a response unless it receives a retransmission of the request. In that event, the responder MUST ignore the retransmitted request except insofar as it triggers a retransmission of the response. The initiator MUST remember each request until it receives the corresponding response. The responder MUST remember each response until it receives a request whose sequence number is larger than or equal to the sequence number in the response plus its window size (see [Section 2.3](#)). In order to allow saving memory, responders are allowed to forget response after a timeout of several minutes. If the responder receives a retransmitted request for which it has already forgotten the response, it MUST ignore the request (and not, for example, attempt constructing a new response).

IKE is a reliable protocol, in the sense that the initiator MUST retransmit a request until either it receives a corresponding reply OR it deems the IKE security association to have failed and it discards all state associated with the IKE SA and any Child SAs negotiated using that IKE SA. A retransmission from the initiator MUST be bitwise identical to the original request. That is, everything starting from the IKE Header (the IKE SA Initiator's SPI onwards) must be bitwise identical; items before it (such as the IP

and UDP headers, and the zero non-ESP marker) do not have to be identical.

{{ Clarif-2.3 }} Retransmissions of the IKE_SA_INIT request require some special handling. When a responder receives an IKE_SA_INIT request, it has to determine whether the packet is a retransmission belonging to an existing "half-open" IKE SA (in which case the responder retransmits the same response), or a new request (in which case the responder creates a new IKE SA and sends a fresh response), or it belongs to an existing IKE SA where the IKE_AUTH request has been already received (in which case the responder ignores it).

It is not sufficient to use the initiator's SPI and/or IP address to differentiate between these three cases because two different peers behind a single NAT could choose the same initiator SPI. Instead, a robust responder will do the IKE SA lookup using the whole packet, its hash, or the Ni payload.

2.2. Use of Sequence Numbers for Message ID

Every IKE message contains a Message ID as part of its fixed header. This Message ID is used to match up requests and responses, and to identify retransmissions of messages.

The Message ID is a 32-bit quantity, which is zero for the IKE_SA_INIT messages (including retries of the message due to responses such as COOKIE and INVALID_KEY_PAYLOAD {{ Clarif-2.2 }}), and incremented for each subsequent exchange. Rekeying an IKE SA resets the sequence numbers. Thus, the first pair of IKE_AUTH messages will have ID of 1, the second (when EAP is used) will be 2, and so on. {{ Clarif-3.10 }}

Each endpoint in the IKE Security Association maintains two "current" Message IDs: the next one to be used for a request it initiates and the next one it expects to see in a request from the other end. These counters increment as requests are generated and received. Responses always contain the same message ID as the corresponding request. That means that after the initial exchange, each integer *n* may appear as the message ID in four distinct messages: the *n*th request from the original IKE initiator, the corresponding response, the *n*th request from the original IKE responder, and the corresponding response. If the two ends make very different numbers of requests, the Message IDs in the two directions can be very different. There is no ambiguity in the messages, however, because the (I)nitiator and (R)esponse bits in the message header specify which of the four messages a particular one is.

{{ Clarif-5.9 }} Throughout this document, "initiator" refers to the

party who initiated the exchange being described, and "original initiator" refers to the party who initiated the whole IKE SA. The "original initiator" always refers to the party who initiated the exchange which resulted in the current IKE SA. In other words, if the "original responder" starts rekeying the IKE SA, that party becomes the "original initiator" of the new IKE SA.

Note that Message IDs are cryptographically protected and provide protection against message replays. In the unlikely event that Message IDs grow too large to fit in 32 bits, the IKE SA MUST be closed or rekeyed.

2.3. Window Size for Overlapping Requests

In order to maximize IKE throughput, an IKE endpoint MAY issue multiple requests before getting a response to any of them if the other endpoint has indicated its ability to handle such requests. For simplicity, an IKE implementation MAY choose to process requests strictly in order and/or wait for a response to one request before issuing another. Certain rules must be followed to ensure interoperability between implementations using different strategies.

After an IKE SA is set up, either end can initiate one or more requests. These requests may pass one another over the network. An IKE endpoint MUST be prepared to accept and process a request while it has a request outstanding in order to avoid a deadlock in this situation. {{ Downgraded the SHOULD }} An IKE endpoint may also accept and process multiple requests while it has a request outstanding.

{{ 3.10.1-16385 }} The SET_WINDOW_SIZE notification asserts that the sending endpoint is capable of keeping state for multiple outstanding exchanges, permitting the recipient to send multiple requests before getting a response to the first. The data associated with a SET_WINDOW_SIZE notification MUST be 4 octets long and contain the big endian representation of the number of messages the sender promises to keep. The window size is always one until the initial exchanges complete.

An IKE endpoint MUST wait for a response to each of its messages before sending a subsequent message unless it has received a SET_WINDOW_SIZE Notify message from its peer informing it that the peer is prepared to maintain state for multiple outstanding messages in order to allow greater throughput.

An IKE endpoint MUST NOT exceed the peer's stated window size for transmitted IKE requests. In other words, if the responder stated its window size is N, then when the initiator needs to make a request

X, it MUST wait until it has received responses to all requests up through request X-N. An IKE endpoint MUST keep a copy of (or be able to regenerate exactly) each request it has sent until it receives the corresponding response. An IKE endpoint MUST keep a copy of (or be able to regenerate exactly) the number of previous responses equal to its declared window size in case its response was lost and the initiator requests its retransmission by retransmitting the request.

An IKE endpoint supporting a window size greater than one ought to be capable of processing incoming requests out of order to maximize performance in the event of network failures or packet reordering.

{{ Clarif-7.3 }} The window size is normally a (possibly configurable) property of a particular implementation, and is not related to congestion control (unlike the window size in TCP, for example). In particular, it is not defined what the responder should do when it receives a SET_WINDOW_SIZE notification containing a smaller value than is currently in effect. Thus, there is currently no way to reduce the window size of an existing IKE SA; you can only increase it. When rekeying an IKE SA, the new IKE SA starts with window size 1 until it is explicitly increased by sending a new SET_WINDOW_SIZE notification.

{{ 3.10.1-9 }} The INVALID_MESSAGE_ID notification is sent when an IKE message ID outside the supported window is received. This Notify MUST NOT be sent in a response; the invalid request MUST NOT be acknowledged. Instead, inform the other side by initiating an INFORMATIONAL exchange with Notification data containing the four octet invalid message ID. Sending this notification is optional, and notifications of this type MUST be rate limited.

2.4. State Synchronization and Connection Timeouts

An IKE endpoint is allowed to forget all of its state associated with an IKE SA and the collection of corresponding Child SAs at any time. This is the anticipated behavior in the event of an endpoint crash and restart. It is important when an endpoint either fails or reinitializes its state that the other endpoint detect those conditions and not continue to waste network bandwidth by sending packets over discarded SAs and having them fall into a black hole.

{{ 3.10.1-16384 }} The INITIAL_CONTACT notification asserts that this IKE SA is the only IKE SA currently active between the authenticated identities. It MAY be sent when an IKE SA is established after a crash, and the recipient MAY use this information to delete any other IKE SAs it has to the same authenticated identity without waiting for a timeout. This notification MUST NOT be sent by an entity that may be replicated (e.g., a roaming user's credentials where the user is

allowed to connect to the corporate firewall from two remote systems at the same time). {{ Clarif-7.9 }} The INITIAL_CONTACT notification, if sent, MUST be in the first IKE_AUTH request, not as a separate exchange afterwards; however, receiving parties need to deal with it in other requests.

Since IKE is designed to operate in spite of Denial of Service (DoS) attacks from the network, an endpoint MUST NOT conclude that the other endpoint has failed based on any routing information (e.g., ICMP messages) or IKE messages that arrive without cryptographic protection (e.g., Notify messages complaining about unknown SPIs). An endpoint MUST conclude that the other endpoint has failed only when repeated attempts to contact it have gone unanswered for a timeout period or when a cryptographically protected INITIAL_CONTACT notification is received on a different IKE SA to the same authenticated identity. {{ Demoted the SHOULD }} An endpoint should suspect that the other endpoint has failed based on routing information and initiate a request to see whether the other endpoint is alive. To check whether the other side is alive, IKE specifies an empty INFORMATIONAL message that (like all IKE requests) requires an acknowledgement (note that within the context of an IKE SA, an "empty" message consists of an IKE header followed by an Encrypted payload that contains no payloads). If a cryptographically protected (fresh, i.e. not retransmitted) message has been received from the other side recently, unprotected notifications MAY be ignored. Implementations MUST limit the rate at which they take actions based on unprotected messages.

Numbers of retries and lengths of timeouts are not covered in this specification because they do not affect interoperability. It is suggested that messages be retransmitted at least a dozen times over a period of at least several minutes before giving up on an SA, but different environments may require different rules. To be a good network citizen, retransmission times MUST increase exponentially to avoid flooding the network and making an existing congestion situation worse. If there has only been outgoing traffic on all of the SAs associated with an IKE SA, it is essential to confirm liveness of the other endpoint to avoid black holes. If no cryptographically protected messages have been received on an IKE SA or any of its Child SAs recently, the system needs to perform a liveness check in order to prevent sending messages to a dead peer. (This is sometimes called "dead peer detection" or "DPD", although it is really detecting live peers, not dead ones.) Receipt of a fresh cryptographically protected message on an IKE SA or any of its Child SAs ensures liveness of the IKE SA and all of its Child SAs. Note that this places requirements on the failure modes of an IKE endpoint. An implementation MUST NOT continue sending on any SA if some failure prevents it from receiving on all of the associated SAs.

If Child SAs can fail independently from one another without the associated IKE SA being able to send a delete message, then they MUST be negotiated by separate IKE SAs.

There is a Denial of Service attack on the initiator of an IKE SA that can be avoided if the initiator takes the proper care. Since the first two messages of an SA setup are not cryptographically protected, an attacker could respond to the initiator's message before the genuine responder and poison the connection setup attempt. To prevent this, the initiator MAY be willing to accept multiple responses to its first message, treat each as potentially legitimate, respond to it, and then discard all the invalid half-open connections when it receives a valid cryptographically protected response to any one of its requests. Once a cryptographically valid response is received, all subsequent responses should be ignored whether or not they are cryptographically valid.

Note that with these rules, there is no reason to negotiate and agree upon an SA lifetime. If IKE presumes the partner is dead, based on repeated lack of acknowledgement to an IKE message, then the IKE SA and all Child SAs set up through that IKE SA are deleted.

An IKE endpoint may at any time delete inactive Child SAs to recover resources used to hold their state. If an IKE endpoint chooses to delete Child SAs, it MUST send Delete payloads to the other end notifying it of the deletion. It MAY similarly time out the IKE SA. {{ Clarified the SHOULD }} Closing the IKE SA implicitly closes all associated Child SAs. In this case, an IKE endpoint SHOULD send a Delete payload indicating that it has closed the IKE SA unless the other endpoint is no longer responding.

2.5. Version Numbers and Forward Compatibility

This document describes version 2.0 of IKE, meaning the major version number is 2 and the minor version number is 0. {{ Restated the relationship to [RFC 4306](#) }} This document is a replacement for [\[IKEV2\]](#). It is likely that some implementations will want to support version 1.0 and version 2.0, and in the future, other versions.

The major version number should be incremented only if the packet formats or required actions have changed so dramatically that an older version node would not be able to interoperate with a newer version node if it simply ignored the fields it did not understand and took the actions specified in the older specification. The minor version number indicates new capabilities, and MUST be ignored by a node with a smaller minor version number, but used for informational purposes by the node with the larger minor version number. For example, it might indicate the ability to process a newly defined

notification message. The node with the larger minor version number would simply note that its correspondent would not be able to understand that message and therefore would not send it.

{{ 3.10.1-5 }} If an endpoint receives a message with a higher major version number, it MUST drop the message and SHOULD send an unauthenticated notification message of type INVALID_MAJOR_VERSION containing the highest (closest) version number it supports. If an endpoint supports major version n, and major version m, it MUST support all versions between n and m. If it receives a message with a major version that it supports, it MUST respond with that version number. In order to prevent two nodes from being tricked into corresponding with a lower major version number than the maximum that they both support, IKE has a flag that indicates that the node is capable of speaking a higher major version number.

Thus, the major version number in the IKE header indicates the version number of the message, not the highest version number that the transmitter supports. If the initiator is capable of speaking versions n, n+1, and n+2, and the responder is capable of speaking versions n and n+1, then they will negotiate speaking n+1, where the initiator will set a flag indicating its ability to speak a higher version. If they mistakenly (perhaps through an active attacker sending error messages) negotiate to version n, then both will notice that the other side can support a higher version number, and they MUST break the connection and reconnect using version n+1.

Note that IKEv1 does not follow these rules, because there is no way in v1 of noting that you are capable of speaking a higher version number. So an active attacker can trick two v2-capable nodes into speaking v1. {{ Demoted the SHOULD }} When a v2-capable node negotiates down to v1, it should note that fact in its logs.

Also for forward compatibility, all fields marked RESERVED MUST be set to zero by an implementation running version 2.0, and their content MUST be ignored by an implementation running version 2.0 ("Be conservative in what you send and liberal in what you receive"). In this way, future versions of the protocol can use those fields in a way that is guaranteed to be ignored by implementations that do not understand them. Similarly, payload types that are not defined are reserved for future use; implementations of a version where they are undefined MUST skip over those payloads and ignore their contents.

IKEv2 adds a "critical" flag to each payload header for further flexibility for forward compatibility. If the critical flag is set and the payload type is unrecognized, the message MUST be rejected and the response to the IKE request containing that payload MUST include a Notify payload UNSUPPORTED_CRITICAL_PAYLOAD, indicating an

unsupported critical payload was included. {{ 3.10.1-1 }} In that Notify payload, the notification data contains the one-octet payload type. If the critical flag is not set and the payload type is unsupported, that payload MUST be ignored. Payloads sent in IKE response messages MUST NOT have the critical flag set. Note that the critical flag applies only to the payload type, not the contents. If the payload type is recognized, but the payload contains something which is not (such as an unknown transform inside an SA payload, or an unknown Notify Message Type inside a Notify payload), the critical flag is ignored.

{{ Demoted the SHOULD in the second clause }}Although new payload types may be added in the future and may appear interleaved with the fields defined in this specification, implementations MUST send the payloads defined in this specification in the order shown in the figures in [Section 2](#); implementations are explicitly allowed to reject as invalid a message with those payloads in any other order.

2.6. IKE SA SPIs and Cookies

The term "cookies" originates with Karn and Simpson [[PHOTURIS](#)] in Photuris, an early proposal for key management with IPsec, and it has persisted. The Internet Security Association and Key Management Protocol (ISAKMP) [[ISAKMP](#)] fixed message header includes two eight-octet fields titled "cookies", and that syntax is used by both IKEv1 and IKEv2, although in IKEv2 they are referred to as the "IKE SPI" and there is a new separate field in a Notify payload holding the cookie. The initial two eight-octet fields in the header are used as a connection identifier at the beginning of IKE packets. Each endpoint chooses one of the two SPIs and MUST choose them so as to be unique identifiers of an IKE SA. An SPI value of zero is special and indicates that the remote SPI value is not yet known by the sender.

Incoming IKE packets are mapped to an IKE SA only using the packet's SPI, not using (for example) the source IP address of the packet.

Unlike ESP and AH where only the recipient's SPI appears in the header of a message, in IKE the sender's SPI is also sent in every message. Since the SPI chosen by the original initiator of the IKE SA is always sent first, an endpoint with multiple IKE SAs open that wants to find the appropriate IKE SA using the SPI it assigned must look at the I(nitiator) Flag bit in the header to determine whether it assigned the first or the second eight octets.

In the first message of an initial IKE exchange, the initiator will not know the responder's SPI value and will therefore set that field to zero.

An expected attack against IKE is state and CPU exhaustion, where the target is flooded with session initiation requests from forged IP addresses. This attack can be made less effective if an implementation of a responder uses minimal CPU and commits no state to an SA until it knows the initiator can receive packets at the address from which it claims to be sending them.

When a responder detects a large number of half-open IKE SAs, it SHOULD reply to IKE_SA_INIT requests with a response containing the COOKIE notification. {{ 3.10.1-16390 }} The data associated with this notification MUST be between 1 and 64 octets in length (inclusive), and its generation is described later in this section. If the IKE_SA_INIT response includes the COOKIE notification, the initiator MUST then retry the IKE_SA_INIT request, and include the COOKIE notification containing the received data as the first payload, and all other payloads unchanged. The initial exchange will then be as follows:

Initiator	Responder

HDR(A,0), SAi1, KEi, Ni -->	
	<-- HDR(A,0), N(COOKIE)
HDR(A,0), N(COOKIE), SAi1, KEi, Ni -->	
	<-- HDR(A,B), SAR1, KEr, Nr, [CERTREQ]
HDR(A,B), SK {IDi, [CERT, [CERTREQ], [IDr], AUTH, SAi2, TSi, TSr} -->	
	<-- HDR(A,B), SK {IDr, [CERT, AUTH, SAR2, TSi, TSr}

The first two messages do not affect any initiator or responder state except for communicating the cookie. In particular, the message sequence numbers in the first four messages will all be zero and the message sequence numbers in the last two messages will be one. 'A' is the SPI assigned by the initiator, while 'B' is the SPI assigned by the responder.

{{ Demoted the SHOULD }} An IKE implementation can implement its responder cookie generation in such a way as to not require any saved state to recognize its valid cookie when the second IKE_SA_INIT message arrives. The exact algorithms and syntax they use to generate cookies do not affect interoperability and hence are not specified here. The following is an example of how an endpoint could use cookies to implement limited DOS protection.

A good way to do this is to set the responder cookie to be:

Cookie = <VersionIDofSecret> | Hash(Ni | IPi | SPIi | <secret>)

where <secret> is a randomly generated secret known only to the responder and periodically changed and | indicates concatenation. <VersionIDofSecret> should be changed whenever <secret> is regenerated. The cookie can be recomputed when the IKE_SA_INIT arrives the second time and compared to the cookie in the received message. If it matches, the responder knows that the cookie was generated since the last change to <secret> and that IPi must be the same as the source address it saw the first time. Incorporating SPIi into the calculation ensures that if multiple IKE SAs are being set up in parallel they will all get different cookies (assuming the initiator chooses unique SPIi's). Incorporating Ni in the hash ensures that an attacker who sees only message 2 can't successfully forge a message 3. Also, incorporating Ni in the hash prevents an attacker from fetching one one cookie from the other end, and then initiating many IKE_SA_INIT exchanges all with different initiator SPIs (and perhaps port numbers) so that the responder thinks that there are lots of machines behind one NAT box who are all trying to connect.

If a new value for <secret> is chosen while there are connections in the process of being initialized, an IKE_SA_INIT might be returned with other than the current <VersionIDofSecret>. The responder in that case MAY reject the message by sending another response with a new cookie or it MAY keep the old value of <secret> around for a short time and accept cookies computed from either one. {{ Demoted the SHOULD NOT }} The responder should not accept cookies indefinitely after <secret> is changed, since that would defeat part of the denial of service protection. {{ Demoted the SHOULD }} The responder should change the value of <secret> frequently, especially if under attack.

{{ Clarif-2.1 }} In addition to cookies, there are several cases where the IKE_SA_INIT exchange does not result in the creation of an IKE SA (such as INVALID_KEY_PAYLOAD or NO_PROPOSAL_CHOSEN). In such a case, sending a zero value for the Responder's SPI is correct. If the responder sends a non-zero responder SPI, the initiator should not reject the response for only that reason.

{{ Clarif-2.5 }} When one party receives an IKE_SA_INIT request containing a cookie whose contents do not match the value expected, that party MUST ignore the cookie and process the message as if no cookie had been included; usually this means sending a response containing a new cookie. The initiator should limit the number of cookie exchanges it tries before giving up. An attacker can forge multiple cookie responses to the initiator's IKE_SA_INIT message, and each of those forged cookie reply will trigger two packets: one

packet from the initiator to the responder (which will reject those cookies), and one reply from responder to initiator that includes the correct cookie.

2.6.1. Interaction of COOKIE and INVALID_KE_PAYLOAD

{{ This section added by Clarif-2.4 }}

There are two common reasons why the initiator may have to retry the IKE_SA_INIT exchange: the responder requests a cookie or wants a different Diffie-Hellman group than was included in the KEi payload. If the initiator receives a cookie from the responder, the initiator needs to decide whether or not to include the cookie in only the next retry of the IKE_SA_INIT request, or in all subsequent retries as well.

If the initiator includes the cookie only in the next retry, one additional roundtrip may be needed in some cases. An additional roundtrip is needed also if the initiator includes the cookie in all retries, but the responder does not support this. For instance, if the responder includes the SAI1 and KEi payloads in cookie calculation, it will reject the request by sending a new cookie.

If both peers support including the cookie in all retries, a slightly shorter exchange can happen.

Initiator	Responder

HDR(A,0), SAI1, KEi, Ni -->	
	<-- HDR(A,0), N(COOKIE)
HDR(A,0), N(COOKIE), SAI1, KEi, Ni -->	
	<-- HDR(A,0), N(INVALID_KE_PAYLOAD)
HDR(A,0), N(COOKIE), SAI1, KEi', Ni -->	
	<-- HDR(A,B), SAR1, KEr, Nr

Implementations SHOULD support this shorter exchange, but MUST NOT fail if other implementations do not support this shorter exchange.

2.7. Cryptographic Algorithm Negotiation

The payload type known as "SA" indicates a proposal for a set of choices of IPsec protocols (IKE, ESP, or AH) for the SA as well as cryptographic algorithms associated with each protocol.

An SA payload consists of one or more proposals. {{ Clarif-7.13 }} Each proposal includes one protocol. Each protocol contains one or more transforms -- each specifying a cryptographic algorithm. Each transform contains zero or more attributes (attributes are needed

only if the transform identifier does not completely specify the cryptographic algorithm).

This hierarchical structure was designed to efficiently encode proposals for cryptographic suites when the number of supported suites is large because multiple values are acceptable for multiple transforms. The responder MUST choose a single suite, which may be any subset of the SA proposal following the rules below:

{{ Clarif-7.13 }} Each proposal contains one protocol. If a proposal is accepted, the SA response MUST contain the same protocol. The responder MUST accept a single proposal or reject them all and return an error. {{ 3.10.1-14 }} The error is given in a notification of type NO_PROPOSAL_CHOSEN.

Each IPsec protocol proposal contains one or more transforms. Each transform contains a transform type. The accepted cryptographic suite MUST contain exactly one transform of each type included in the proposal. For example: if an ESP proposal includes transforms ENCR_3DES, ENCR_AES w/keysize 128, ENCR_AES w/keysize 256, AUTH_HMAC_MD5, and AUTH_HMAC_SHA, the accepted suite MUST contain one of the ENCR_ transforms and one of the AUTH_ transforms. Thus, six combinations are acceptable.

If an initiator proposes both normal ciphers with integrity protection as well as combined-mode ciphers, then two proposals are needed. One of the proposals includes the normal ciphers with the integrity algorithms for them, and the other proposal includes all the combined mode ciphers without the integrity algorithms (because combined mode ciphers are not allowed to have any integrity algorithm other than "none").

Since the initiator sends its Diffie-Hellman value in the IKE_SA_INIT, it must guess the Diffie-Hellman group that the responder will select from its list of supported groups. If the initiator guesses wrong, the responder will respond with a Notify payload of type INVALID_KEY_PAYLOAD indicating the selected group. In this case, the initiator MUST retry the IKE_SA_INIT with the corrected Diffie-Hellman group. The initiator MUST again propose its full set of acceptable cryptographic suites because the rejection message was unauthenticated and otherwise an active attacker could trick the endpoints into negotiating a weaker suite than a stronger one that they both prefer.

{{ Clarif-2.1 }} When the IKE_SA_INIT exchange does not result in the creation of an IKE SA due to INVALID_KEY_PAYLOAD, NO_PROPOSAL_CHOSEN, or COOKIE (see [Section 2.6](#)), the responder's SPI will be zero. However, if the responder sends a non-zero responder SPI, the

initiator should not reject the response for only that reason.

2.8. Rekeying

{{ Demoted the SHOULD }} IKE, ESP, and AH security associations use secret keys that should be used only for a limited amount of time and to protect a limited amount of data. This limits the lifetime of the entire security association. When the lifetime of a security association expires, the security association **MUST NOT** be used. If there is demand, new security associations **MAY** be established. Reestablishment of security associations to take the place of ones that expire is referred to as "rekeying".

To allow for minimal IPsec implementations, the ability to rekey SAs without restarting the entire IKE SA is optional. An implementation **MAY** refuse all `CREATE_CHILD_SA` requests within an IKE SA. If an SA has expired or is about to expire and rekeying attempts using the mechanisms described here fail, an implementation **MUST** close the IKE SA and any associated Child SAs and then **MAY** start new ones. {{ Demoted the SHOULD }} Implementations may wish to support in-place rekeying of SAs, since doing so offers better performance and is likely to reduce the number of packets lost during the transition.

To rekey a Child SA within an existing IKE SA, create a new, equivalent SA (see [Section 2.17](#) below), and when the new one is established, delete the old one. To rekey an IKE SA, establish a new equivalent IKE SA (see [Section 2.18](#) below) with the peer to whom the old IKE SA is shared using a `CREATE_CHILD_SA` within the existing IKE SA. An IKE SA so created inherits all of the original IKE SA's Child SAs, and the new IKE SA is used for all control messages needed to maintain those Child SAs. The old IKE SA is then deleted, and the Delete payload to delete itself **MUST** be the last request sent over the old IKE SA. Note that, when rekeying, the new Child SA **MAY** have different traffic selectors and algorithms than the old one.

{{ Demoted the SHOULD }} SAs should be rekeyed proactively, i.e., the new SA should be established before the old one expires and becomes unusable. Enough time should elapse between the time the new SA is established and the old one becomes unusable so that traffic can be switched over to the new SA.

A difference between IKEv1 and IKEv2 is that in IKEv1 SA lifetimes were negotiated. In IKEv2, each end of the SA is responsible for enforcing its own lifetime policy on the SA and rekeying the SA when necessary. If the two ends have different lifetime policies, the end with the shorter lifetime will end up always being the one to request the rekeying. If an SA has been inactive for a long time and if an endpoint would not initiate the SA in the absence of traffic, the

endpoint MAY choose to close the SA instead of rekeying it when its lifetime expires. {{ Demoted the SHOULD }} It should do so if there has been no traffic since the last time the SA was rekeyed.

Note that IKEv2 deliberately allows parallel SAs with the same traffic selectors between common endpoints. One of the purposes of this is to support traffic quality of service (QoS) differences among the SAs (see [DIFFSERVFIELD], [DIFFSERVARCH], and section 4.1 of [DIFFTUNNEL]). Hence unlike IKEv1, the combination of the endpoints and the traffic selectors may not uniquely identify an SA between those endpoints, so the IKEv1 rekeying heuristic of deleting SAs on the basis of duplicate traffic selectors SHOULD NOT be used.

{{ Demoted the SHOULD }} The node that initiated the surviving rekeyed SA should delete the replaced SA after the new one is established.

There are timing windows -- particularly in the presence of lost packets -- where endpoints may not agree on the state of an SA. The responder to a CREATE_CHILD_SA MUST be prepared to accept messages on an SA before sending its response to the creation request, so there is no ambiguity for the initiator. The initiator MAY begin sending on an SA as soon as it processes the response. The initiator, however, cannot receive on a newly created SA until it receives and processes the response to its CREATE_CHILD_SA request. How, then, is the responder to know when it is OK to send on the newly created SA?

From a technical correctness and interoperability perspective, the responder MAY begin sending on an SA as soon as it sends its response to the CREATE_CHILD_SA request. In some situations, however, this could result in packets unnecessarily being dropped, so an implementation MAY defer such sending.

The responder can be assured that the initiator is prepared to receive messages on an SA if either (1) it has received a cryptographically valid message on the new SA, or (2) the new SA rekeys an existing SA and it receives an IKE request to close the replaced SA. When rekeying an SA, the responder continues to send traffic on the old SA until one of those events occurs. When establishing a new SA, the responder MAY defer sending messages on a new SA until either it receives one or a timeout has occurred. {{ Demoted the SHOULD }} If an initiator receives a message on an SA for which it has not received a response to its CREATE_CHILD_SA request, it interprets that as a likely packet loss and retransmits the CREATE_CHILD_SA request. An initiator MAY send a dummy message on a newly created SA if it has no messages queued in order to assure the responder that the initiator is ready to receive messages.

2.8.1. Simultaneous Child SA rekeying

{{ The first two paragraphs were moved, and the rest was added, based on Clarif-5.11 }}

If the two ends have the same lifetime policies, it is possible that both will initiate a rekeying at the same time (which will result in redundant SAs). To reduce the probability of this happening, the timing of rekeying requests SHOULD be jittered (delayed by a random amount of time after the need for rekeying is noticed).

This form of rekeying may temporarily result in multiple similar SAs between the same pairs of nodes. When there are two SAs eligible to receive packets, a node MUST accept incoming packets through either SA. If redundant SAs are created through such a collision, the SA created with the lowest of the four nonces used in the two exchanges SHOULD be closed by the endpoint that created it. {{ Clarif-5.10 }}

"Lowest" means an octet-by-octet, lexicographical comparison (instead of, for instance, comparing the nonces as large integers). In other words, start by comparing the first octet; if they're equal, move to the next octet, and so on. If you reach the end of one nonce, that nonce is the lower one.

The following is an explanation on the impact this has on implementations. Assume that hosts A and B have an existing IPsec SA pair with SPIs (SPIa1,SPIb1), and both start rekeying it at the same time:

Host A	Host B

send req1: N(REKEY_SA,SPIa1), SA(..,SPIa2,..),Ni1,.. -->	
	<-- send req2: N(REKEY_SA,SPIb1), SA(..,SPIb2,..),Ni2
recv req2 <--	
send resp2: SA(..,SPIa3,..), Nr1,.. -->	
	--> recv req1

Now B also knows that simultaneous rekeying is going on. It responds as usual.


```

                                <-- send resp1: SA(...,SPIb3,...),
                                    Nr2,..
recv resp1 <--
                                --> recv resp2

```

At this point, there are three Child SA pairs between A and B (the old one and two new ones). A and B can now compare the nonces. Suppose that the lowest nonce was Nr1 in message resp2; in this case, B (the sender of req2) deletes the redundant new SA, and A (the node that initiated the surviving rekeyed SA), deletes the old one.

```

send req3: D(SPIa1) -->
                                <-- send req4: D(SPIb2)
                                --> recv req3
                                <-- send resp3: D(SPIb1)
recv req4 <--
send resp4: D(SPIa3) -->

```

The rekeying is now finished.

However, there is a second possible sequence of events that can happen if some packets are lost in the network, resulting in retransmissions. The rekeying begins as usual, but A's first packet (req1) is lost.

Host A	Host B

send req1: N(REKEY_SA,SPIa1), SA(...,SPIa2,...), Ni1,.. --> (lost)	
	<-- send req2: N(REKEY_SA,SPIb1), SA(...,SPIb2,...),Ni2
recv req2 <--	
send resp2: SA(...,SPIa3,...), Nr1,.. -->	
	--> recv resp2
	<-- send req3: D(SPIb1)
recv req3 <--	
send resp3: D(SPIa1) -->	
	--> recv resp3

From B's point of view, the rekeying is now completed, and since it has not yet received A's req1, it does not even know that there was simultaneous rekeying. However, A will continue retransmitting the message, and eventually it will reach B.

```

resend req1 -->
                --> recv req1

```


To B, it looks like A is trying to rekey an SA that no longer exists; thus, B responds to the request with something non-fatal such as NO_PROPOSAL_CHOSEN.

```

                                <--  send resp1: N(NO_PROPOSAL_CHOSEN)
recv resp1 <--

```

When A receives this error, it already knows there was simultaneous rekeying, so it can ignore the error message.

2.8.2. Simultaneous IKE SA Rekeying

Probably the most complex case occurs when both peers try to rekey the IKE_SA at the same time. Basically, the text in [Section 2.8](#) applies to this case as well; however, it is important to ensure that the CHILD_SAs are inherited by the right IKE_SA.

The case where both endpoints notice the simultaneous rekeying works the same way as with CHILD_SAs. After the CREATE_CHILD_SA exchanges, three IKE_SAs exist between A and B; the one containing the lowest nonce inherits the CHILD_SAs.

However, there is a twist to the other case where one rekeying finishes first:

```

Host A                                     Host B
-----
send req1:
    SA(...,SPIa1,...),Ni1,... -->
                                <-- send req2: SA(...,SPIb1,...),Ni2,...
                                --> recv req1
                                <-- send resp1: SA(...,SPIb2,...),Nr2,...
recv resp1 <--
send req3: D() -->
                                --> recv req3

```

At this point, host B sees a request to close the IKE_SA. There's not much more to do than to reply as usual. However, at this point host B should stop retransmitting req2, since once host A receives resp3, it will delete all the state associated with the old IKE_SA and will not be able to reply to it.

```
<-- send resp3: ()
```


2.8.3. Rekeying the IKE SA Versus Reauthentication

{{ Added this section from Clarif-5.2 }}

Rekeying the IKE SA and reauthentication are different concepts in IKEv2. Rekeying the IKE SA establishes new keys for the IKE SA and resets the Message ID counters, but it does not authenticate the parties again (no AUTH or EAP payloads are involved).

Although rekeying the IKE SA may be important in some environments, reauthentication (the verification that the parties still have access to the long-term credentials) is often more important.

IKEv2 does not have any special support for reauthentication. Reauthentication is done by creating a new IKE SA from scratch (using IKE_SA_INIT/IKE_AUTH exchanges, without any REKEY_SA notify payloads), creating new Child SAs within the new IKE SA (without REKEY_SA notify payloads), and finally deleting the old IKE SA (which deletes the old Child SAs as well).

This means that reauthentication also establishes new keys for the IKE SA and Child SAs. Therefore, while rekeying can be performed more often than reauthentication, the situation where "authentication lifetime" is shorter than "key lifetime" does not make sense.

While creation of a new IKE SA can be initiated by either party (initiator or responder in the original IKE SA), the use of EAP authentication and/or configuration payloads means in practice that reauthentication has to be initiated by the same party as the original IKE SA. IKEv2 does not currently allow the responder to request reauthentication in this case; however, there are extensions that add this functionality such as [[REAUTH](#)].

2.9. Traffic Selector Negotiation

{{ Clarif-7.2 }} When an [RFC4301](#)-compliant IPsec subsystem receives an IP packet that matches a "protect" selector in its Security Policy Database (SPD), the subsystem protects that packet with IPsec. When no SA exists yet, it is the task of IKE to create it. Maintenance of a system's SPD is outside the scope of IKE (see [[PFKEY](#)] for an example protocol, although it only applies to IKEv1), though some implementations might update their SPD in connection with the running of IKE (for an example scenario, see [Section 1.1.3](#)).

Traffic Selector (TS) payloads allow endpoints to communicate some of the information from their SPD to their peers. TS payloads specify the selection criteria for packets that will be forwarded over the newly set up SA. This can serve as a consistency check in some

scenarios to assure that the SPDs are consistent. In others, it guides the dynamic update of the SPD.

Two TS payloads appear in each of the messages in the exchange that creates a Child SA pair. Each TS payload contains one or more Traffic Selectors. Each Traffic Selector consists of an address range (IPv4 or IPv6), a port range, and an IP protocol ID.

The first of the two TS payloads is known as TS_i (Traffic Selector-initiator). The second is known as TS_r (Traffic Selector-responder). TS_i specifies the source address of traffic forwarded from (or the destination address of traffic forwarded to) the initiator of the Child SA pair. TS_r specifies the destination address of the traffic forwarded to (or the source address of the traffic forwarded from) the responder of the Child SA pair. For example, if the original initiator requests the creation of a Child SA pair, and wishes to tunnel all traffic from subnet 192.0.1.* on the initiator's side to subnet 192.0.2.* on the responder's side, the initiator would include a single traffic selector in each TS payload. TS_i would specify the address range (192.0.1.0 - 192.0.1.255) and TS_r would specify the address range (192.0.2.0 - 192.0.2.255). Assuming that proposal was acceptable to the responder, it would send identical TS payloads back. (Note: The IP address range 192.0.2.* has been reserved for use in examples in RFCs and similar documents. This document needed two such ranges, and so also used 192.0.1.*. This should not be confused with any actual address.)

IKEv2 allows the responder to choose a subset of the traffic proposed by the initiator. This could happen when the configurations of the two endpoints are being updated but only one end has received the new information. Since the two endpoints may be configured by different people, the incompatibility may persist for an extended period even in the absence of errors. It also allows for intentionally different configurations, as when one end is configured to tunnel all addresses and depends on the other end to have the up-to-date list.

When the responder chooses a subset of the traffic proposed by the initiator, it narrows the traffic selectors to some subset of the initiator's proposal (provided the set does not become the null set). If the type of traffic selector proposed is unknown, the responder ignores that traffic selector, so that the unknown type is not be returned in the narrowed set.

To enable the responder to choose the appropriate range in this case, if the initiator has requested the SA due to a data packet, the initiator SHOULD include as the first traffic selector in each of TS_i and TS_r a very specific traffic selector including the addresses in the packet triggering the request. In the example, the initiator

would include in TS_i two traffic selectors: the first containing the address range (192.0.1.43 - 192.0.1.43) and the source port and IP protocol from the packet and the second containing (192.0.1.0 - 192.0.1.255) with all ports and IP protocols. The initiator would similarly include two traffic selectors in TS_r. If the initiator creates the Child SA pair not in response to an arriving packet, but rather, say, upon startup, then there may be no specific addresses the initiator prefers for the initial tunnel over any other. In that case, the first values in TS_i and TS_r can be ranges rather than specific values.

The responder performs the narrowing as follows: {{ Clarif-4.10 }}

- o If the responder's policy does not allow it to accept any part of the proposed traffic selectors, it responds with TS_UNACCEPTABLE.
- o If the responder's policy allows the entire set of traffic covered by TS_i and TS_r, no narrowing is necessary, and the responder can return the same TS_i and TS_r values.
- o If the responder's policy allows it to accept the first selector of TS_i and TS_r, then the responder MUST narrow the traffic selectors to a subset that includes the initiator's first choices. In this example above, the responder might respond with TS_i being (192.0.1.43 - 192.0.1.43) with all ports and IP protocols.
- o If the responder's policy does not allow it to accept the first selector of TS_i and TS_r, the responder narrows to an acceptable subset of TS_i and TS_r.

When narrowing is done, there may be several subsets that are acceptable but their union is not. In this case, the responder arbitrarily chooses one of them, and MAY include an ADDITIONAL_TS_POSSIBLE notification in the response. {{ 3.10.1-16386 }} The ADDITIONAL_TS_POSSIBLE notification asserts that the responder narrowed the proposed traffic selectors but that other traffic selectors would also have been acceptable, though only in a separate SA. There is no data associated with this Notify type. This case will occur only when the initiator and responder are configured differently from one another. If the initiator and responder agree on the granularity of tunnels, the initiator will never request a tunnel wider than the responder will accept. {{ Demoted the SHOULD }} Such misconfigurations should be recorded in error logs.

It is possible for the responder's policy to contain multiple smaller ranges, all encompassed by the initiator's traffic selector, and with the responder's policy being that each of those ranges should be sent over a different SA. Continuing the example above, the responder

might have a policy of being willing to tunnel those addresses to and from the initiator, but might require that each address pair be on a separately negotiated Child SA. If the initiator generated its request in response to an incoming packet from 192.0.1.43 to 192.0.2.123, there would be no way for the responder to determine which pair of addresses should be included in this tunnel, and it would have to make a guess or reject the request with a status of SINGLE_PAIR_REQUIRED.

{{ 3.10.1-34 }} The SINGLE_PAIR_REQUIRED error indicates that a CREATE_CHILD_SA request is unacceptable because its sender is only willing to accept traffic selectors specifying a single pair of addresses. The requestor is expected to respond by requesting an SA for only the specific traffic it is trying to forward.

{{ Clarif-4.11 }} Few implementations will have policies that require separate SAs for each address pair. Because of this, if only some parts of the TSi and TSr proposed by the initiator are acceptable to the responder, responders SHOULD narrow the selectors to an acceptable subset rather than use SINGLE_PAIR_REQUIRED.

2.9.1. Traffic Selectors Violating Own Policy

{{ Clarif-4.12 }}

When creating a new SA, the initiator needs to avoid proposing traffic selectors that violate its own policy. If this rule is not followed, valid traffic may be dropped. If you use decorrelated policies from [[IPSECARCH](#)], this kind of policy violations cannot happen.

This is best illustrated by an example. Suppose that host A has a policy whose effect is that traffic to 192.0.1.66 is sent via host B encrypted using AES, and traffic to all other hosts in 192.0.1.0/24 is also sent via B, but must use 3DES. Suppose also that host B accepts any combination of AES and 3DES.

If host A now proposes an SA that uses 3DES, and includes TSr containing (192.0.1.0-192.0.1.255), this will be accepted by host B. Now, host B can also use this SA to send traffic from 192.0.1.66, but those packets will be dropped by A since it requires the use of AES for those traffic. Even if host A creates a new SA only for 192.0.1.66 that uses AES, host B may freely continue to use the first SA for the traffic. In this situation, when proposing the SA, host A should have followed its own policy, and included a TSr containing ((192.0.1.0-192.0.1.65),(192.0.1.67-192.0.1.255)) instead.

In general, if (1) the initiator makes a proposal "for traffic X

(TSi/TSr), do SA", and (2) for some subset X' of X, the initiator does not actually accept traffic X' with SA, and (3) the initiator would be willing to accept traffic X' with some SA' (≠SA), valid traffic can be unnecessarily dropped since the responder can apply either SA or SA' to traffic X'.

2.10. Nonces

The IKE_SA_INIT messages each contain a nonce. These nonces are used as inputs to cryptographic functions. The CREATE_CHILD_SA request and the CREATE_CHILD_SA response also contain nonces. These nonces are used to add freshness to the key derivation technique used to obtain keys for Child SA, and to ensure creation of strong pseudo-random bits from the Diffie-Hellman key. Nonces used in IKEv2 MUST be randomly chosen, MUST be at least 128 bits in size, and MUST be at least half the key size of the negotiated prf. ("prf" refers to "pseudo-random function", one of the cryptographic algorithms negotiated in the IKE exchange.) {{ Clarif-7.4 }} However, the initiator chooses the nonce before the outcome of the negotiation is known. Because of that, the nonce has to be long enough for all the PRFs being proposed. If the same random number source is used for both keys and nonces, care must be taken to ensure that the latter use does not compromise the former.

2.11. Address and Port Agility

IKE runs over UDP ports 500 and 4500, and implicitly sets up ESP and AH associations for the same IP addresses it runs over. The IP addresses and ports in the outer header are, however, not themselves cryptographically protected, and IKE is designed to work even through Network Address Translation (NAT) boxes. An implementation MUST accept incoming requests even if the source port is not 500 or 4500, and MUST respond to the address and port from which the request was received. It MUST specify the address and port at which the request was received as the source address and port in the response. IKE functions identically over IPv4 or IPv6.

2.12. Reuse of Diffie-Hellman Exponentials

IKE generates keying material using an ephemeral Diffie-Hellman exchange in order to gain the property of "perfect forward secrecy". This means that once a connection is closed and its corresponding keys are forgotten, even someone who has recorded all of the data from the connection and gets access to all of the long-term keys of the two endpoints cannot reconstruct the keys used to protect the conversation without doing a brute force search of the session key space.

Achieving perfect forward secrecy requires that when a connection is closed, each endpoint **MUST** forget not only the keys used by the connection but also any information that could be used to recompute those keys.

Since the computing of Diffie-Hellman exponentials is computationally expensive, an endpoint may find it advantageous to reuse those exponentials for multiple connection setups. There are several reasonable strategies for doing this. An endpoint could choose a new exponential only periodically though this could result in less-than-perfect forward secrecy if some connection lasts for less than the lifetime of the exponential. Or it could keep track of which exponential was used for each connection and delete the information associated with the exponential only when some corresponding connection was closed. This would allow the exponential to be reused without losing perfect forward secrecy at the cost of maintaining more state.

Decisions as to whether and when to reuse Diffie-Hellman exponentials is a private decision in the sense that it will not affect interoperability. An implementation that reuses exponentials **MAY** choose to remember the exponential used by the other endpoint on past exchanges and if one is reused to avoid the second half of the calculation. See [[REUSE](#)] for a security analysis of this practice and for additional security considerations when reusing ephemeral DH keys.

2.13. Generating Keying Material

In the context of the IKE SA, four cryptographic algorithms are negotiated: an encryption algorithm, an integrity protection algorithm, a Diffie-Hellman group, and a pseudo-random function (prf). The pseudo-random function is used for the construction of keying material for all of the cryptographic algorithms used in both the IKE SA and the Child SAs.

We assume that each encryption algorithm and integrity protection algorithm uses a fixed-size key and that any randomly chosen value of that fixed size can serve as an appropriate key. For algorithms that accept a variable length key, a fixed key size **MUST** be specified as part of the cryptographic transform negotiated (see [Section 3.3.5](#) for the definition of the Key Length transform attribute). For algorithms for which not all values are valid keys (such as DES or 3DES with key parity), the algorithm by which keys are derived from arbitrary values **MUST** be specified by the cryptographic transform. For integrity protection functions based on Hashed Message Authentication Code (HMAC), the fixed key size is the size of the output of the underlying hash function.

It is assumed that pseudo-random functions (PRFs) accept keys of any length, but have a preferred key size. The preferred key size is used as the length of SK_d, SK_pi, and SK_pr (see [Section 2.14](#)). For PRFs based on the HMAC construction, the preferred key size is equal to the length of the output of the underlying hash function. Other types of PRFs MUST specify their preferred key size.

Keying material will always be derived as the output of the negotiated prf algorithm. Since the amount of keying material needed may be greater than the size of the output of the prf algorithm, we will use the prf iteratively. We will use the terminology prf+ to describe the function that outputs a pseudo-random stream based on the inputs to a prf as follows: (where | indicates concatenation)

$$\text{prf+}(K, S) = T1 \mid T2 \mid T3 \mid T4 \mid \dots$$

where:

$$T1 = \text{prf}(K, S \mid 0x01)$$
$$T2 = \text{prf}(K, T1 \mid S \mid 0x02)$$
$$T3 = \text{prf}(K, T2 \mid S \mid 0x03)$$
$$T4 = \text{prf}(K, T3 \mid S \mid 0x04)$$

continuing as needed to compute all required keys. The keys are taken from the output string without regard to boundaries (e.g., if the required keys are a 256-bit Advanced Encryption Standard (AES) key and a 160-bit HMAC key, and the prf function generates 160 bits, the AES key will come from T1 and the beginning of T2, while the HMAC key will come from the rest of T2 and the beginning of T3).

The constant concatenated to the end of each string feeding the prf is a single octet. prf+ in this document is not defined beyond 255 times the size of the prf output.

[2.14. Generating Keying Material for the IKE SA](#)

The shared keys are computed as follows. A quantity called SKEYSEED is calculated from the nonces exchanged during the IKE_SA_INIT exchange and the Diffie-Hellman shared secret established during that exchange. SKEYSEED is used to calculate seven other secrets: SK_d used for deriving new keys for the Child SAs established with this IKE SA; SK_ai and SK_ar used as a key to the integrity protection algorithm for authenticating the component messages of subsequent exchanges; SK_ei and SK_er used for encrypting (and of course decrypting) all subsequent exchanges; and SK_pi and SK_pr, which are used when generating an AUTH payload. The lengths of SK_d, SK_pi, and SK_pr are the preferred key length of the agreed-to PRF.

SKEYSEED and its derivatives are computed as follows:

$$\text{SKEYSEED} = \text{prf}(\text{Ni} \parallel \text{Nr}, g^{\text{air}})$$

$$\{\text{SK}_d \parallel \text{SK}_{ai} \parallel \text{SK}_{ar} \parallel \text{SK}_{ei} \parallel \text{SK}_{er} \parallel \text{SK}_{pi} \parallel \text{SK}_{pr}\} \\ = \text{prf}^+ (\text{SKEYSEED}, \text{Ni} \parallel \text{Nr} \parallel \text{SPIi} \parallel \text{SPIr})$$

(indicating that the quantities SK_d , SK_{ai} , SK_{ar} , SK_{ei} , SK_{er} , SK_{pi} , and SK_{pr} are taken in order from the generated bits of the prf^+). g^{air} is the shared secret from the ephemeral Diffie-Hellman exchange. g^{air} is represented as a string of octets in big endian order padded with zeros if necessary to make it the length of the modulus. Ni and Nr are the nonces, stripped of any headers. For historical backwards-compatibility reasons, there are two PRFs that are treated specially in this calculation. If the negotiated PRF is AES-XCBC-PRF-128 [[RFC4434](#)] or AES-CMAC-PRF-128 [[RFC4615](#)], only the first 64 bits of Ni and the first 64 bits of Nr are used in the calculation.

The two directions of traffic flow use different keys. The keys used to protect messages from the original initiator are SK_{ai} and SK_{ei} . The keys used to protect messages in the other direction are SK_{ar} and SK_{er} .

2.15. Authentication of the IKE SA

When not using extensible authentication (see [Section 2.16](#)), the peers are authenticated by having each sign (or MAC using a shared secret as the key) a block of data. For the responder, the octets to be signed start with the first octet of the first SPI in the header of the second message (IKE_SA_INIT response) and end with the last octet of the last payload in the second message. Appended to this (for purposes of computing the signature) are the initiator's nonce Ni (just the value, not the payload containing it), and the value $\text{prf}(\text{SK}_{pr}, \text{IDr}')$ where IDr' is the responder's ID payload excluding the fixed header. Note that neither the nonce Ni nor the value $\text{prf}(\text{SK}_{pr}, \text{IDr}')$ are transmitted. Similarly, the initiator signs the first message (IKE_SA_INIT request), starting with the first octet of the first SPI in the header and ending with the last octet of the last payload. Appended to this (for purposes of computing the signature) are the responder's nonce Nr , and the value $\text{prf}(\text{SK}_{pi}, \text{IDi}')$. In the above calculation, IDi' and IDr' are the entire ID payloads excluding the fixed header. It is critical to the security of the exchange that each side sign the other side's nonce.

{{ Clarif-3.1 }}

The initiator's signed octets can be described as:


```
InitiatorSignedOctets = RealMessage1 | NonceRData | MACedIDForI
GenIKEHDR = [ four octets 0 if using port 4500 ] | RealIKEHDR
RealIKEHDR = SPIi | SPIr | . . . | Length
RealMessage1 = RealIKEHDR | RestOfMessage1
NonceRPayload = PayloadHeader | NonceRData
InitiatorIDPayload = PayloadHeader | RestOfIDPayload
RestOfInitIDPayload = IDType | RESERVED | InitIDData
MACedIDForI = prf(SK_pi, RestOfInitIDPayload)
```

The responder's signed octets can be described as:

```
ResponderSignedOctets = RealMessage2 | NonceIDData | MACedIDForR
GenIKEHDR = [ four octets 0 if using port 4500 ] | RealIKEHDR
RealIKEHDR = SPIi | SPIr | . . . | Length
RealMessage2 = RealIKEHDR | RestOfMessage2
NonceIPayload = PayloadHeader | NonceIDData
ResponderIDPayload = PayloadHeader | RestOfIDPayload
RestOfRespIDPayload = IDType | RESERVED | RespIDData
MACedIDForR = prf(SK_pr, RestOfRespIDPayload)
```

Note that all of the payloads are included under the signature, including any payload types not defined in this document. If the first message of the exchange is sent multiple times (such as with a responder cookie and/or a different Diffie-Hellman group), it is the latest version of the message that is signed.

Optionally, messages 3 and 4 MAY include a certificate, or certificate chain providing evidence that the key used to compute a digital signature belongs to the name in the ID payload. The signature or MAC will be computed using algorithms dictated by the type of key used by the signer, and specified by the Auth Method field in the Authentication payload. There is no requirement that the initiator and responder sign with the same cryptographic algorithms. The choice of cryptographic algorithms depends on the type of key each has. In particular, the initiator may be using a shared key while the responder may have a public signature key and certificate. It will commonly be the case (but it is not required) that if a shared secret is used for authentication that the same key is used in both directions.

Note that it is a common but typically insecure practice to have a shared key derived solely from a user-chosen password without incorporating another source of randomness. This is typically insecure because user-chosen passwords are unlikely to have sufficient unpredictability to resist dictionary attacks and these attacks are not prevented in this authentication method. (Applications using password-based authentication for bootstrapping and IKE SA should use the authentication method in [Section 2.16](#),

which is designed to prevent off-line dictionary attacks.) {{ Demoted the SHOULD }} The pre-shared key needs to contain as much unpredictability as the strongest key being negotiated. In the case of a pre-shared key, the AUTH value is computed as:

```
AUTH = prf(prf(Shared Secret,"Key Pad for IKEv2"), <msg octets>)
```

where the string "Key Pad for IKEv2" is 17 ASCII characters without null termination. The shared secret can be variable length. The pad string is added so that if the shared secret is derived from a password, the IKE implementation need not store the password in cleartext, but rather can store the value `prf(Shared Secret,"Key Pad for IKEv2")`, which could not be used as a password equivalent for protocols other than IKEv2. As noted above, deriving the shared secret from a password is not secure. This construction is used because it is anticipated that people will do it anyway. The management interface by which the Shared Secret is provided MUST accept ASCII strings of at least 64 octets and MUST NOT add a null terminator before using them as shared secrets. It MUST also accept a hex encoding of the Shared Secret. The management interface MAY accept other encodings if the algorithm for translating the encoding to a binary string is specified.

2.16. Extensible Authentication Protocol Methods

In addition to authentication using public key signatures and shared secrets, IKE supports authentication using methods defined in [RFC 3748 \[EAP\]](#). Typically, these methods are asymmetric (designed for a user authenticating to a server), and they may not be mutual. For this reason, these protocols are typically used to authenticate the initiator to the responder and MUST be used in conjunction with a public key signature based authentication of the responder to the initiator. These methods are often associated with mechanisms referred to as "Legacy Authentication" mechanisms.

While this memo references [\[EAP\]](#) with the intent that new methods can be added in the future without updating this specification, some simpler variations are documented here and in [Section 3.16. \[EAP\]](#) defines an authentication protocol requiring a variable number of messages. Extensible Authentication is implemented in IKE as additional `IKE_AUTH` exchanges that MUST be completed in order to initialize the IKE SA.

An initiator indicates a desire to use extensible authentication by leaving out the AUTH payload from message 3. By including an IDi payload but not an AUTH payload, the initiator has declared an identity but has not proven it. If the responder is willing to use an extensible authentication method, it will place an Extensible

Authentication Protocol (EAP) payload in message 4 and defer sending SAR2, TSi, and TSr until initiator authentication is complete in a subsequent IKE_AUTH exchange. In the case of a minimal extensible authentication, the initial SA establishment will appear as follows:

Initiator	Responder

HDR, SAi1, KEi, Ni -->	
	<-- HDR, SAR1, KEr, Nr, [CERTREQ]
HDR, SK {IDi, [CERTREQ,] [IDr,] SAi2, TSi, TSr} -->	
	<-- HDR, SK {IDr, [CERT,] AUTH, EAP }
HDR, SK {EAP} -->	
	<-- HDR, SK {EAP (success)}
HDR, SK {AUTH} -->	
	<-- HDR, SK {AUTH, SAR2, TSi, TSr }

{{ Clarif-3.10 }} As described in [Section 2.2](#), when EAP is used, each pair of IKE SA initial setup messages will have their message numbers incremented; the first pair of AUTH messages will have an ID of 1, the second will be 2, and so on.

For EAP methods that create a shared key as a side effect of authentication, that shared key MUST be used by both the initiator and responder to generate AUTH payloads in messages 7 and 8 using the syntax for shared secrets specified in [Section 2.15](#). The shared key from EAP is the field from the EAP specification named MSK. This shared key generated during an IKE exchange MUST NOT be used for any other purpose.

EAP methods that do not establish a shared key SHOULD NOT be used, as they are subject to a number of man-in-the-middle attacks [[EAPMITM](#)] if these EAP methods are used in other protocols that do not use a server-authenticated tunnel. Please see the Security Considerations section for more details. If EAP methods that do not generate a shared key are used, the AUTH payloads in messages 7 and 8 MUST be generated using SK_pi and SK_pr, respectively.

{{ Demoted the SHOULD }} The initiator of an IKE SA using EAP needs to be capable of extending the initial protocol exchange to at least ten IKE_AUTH exchanges in the event the responder sends notification messages and/or retries the authentication prompt. Once the protocol exchange defined by the chosen EAP authentication method has successfully terminated, the responder MUST send an EAP payload containing the Success message. Similarly, if the authentication method has failed, the responder MUST send an EAP payload containing

the Failure message. The responder MAY at any time terminate the IKE exchange by sending an EAP payload containing the Failure message.

Following such an extended exchange, the EAP AUTH payloads MUST be included in the two messages following the one containing the EAP Success message.

{{ Clarif-3.5 }} When the initiator authentication uses EAP, it is possible that the contents of the IDi payload is used only for AAA routing purposes and selecting which EAP method to use. This value may be different from the identity authenticated by the EAP method. It is important that policy lookups and access control decisions use the actual authenticated identity. Often the EAP server is implemented in a separate AAA server that communicates with the IKEv2 responder. In this case, the authenticated identity has to be sent from the AAA server to the IKEv2 responder.

2.17. Generating Keying Material for Child SAs

A single Child SA is created by the IKE_AUTH exchange, and additional Child SAs can optionally be created in CREATE_CHILD_SA exchanges. Keying material for them is generated as follows:

$$\text{KEYMAT} = \text{prf}+(\text{SK}_d, \text{Ni} \mid \text{Nr})$$

Where Ni and Nr are the nonces from the IKE_SA_INIT exchange if this request is the first Child SA created or the fresh Ni and Nr from the CREATE_CHILD_SA exchange if this is a subsequent creation.

For CREATE_CHILD_SA exchanges including an optional Diffie-Hellman exchange, the keying material is defined as:

$$\text{KEYMAT} = \text{prf}+(\text{SK}_d, g^{\text{air}}(\text{new}) \mid \text{Ni} \mid \text{Nr})$$

where $g^{\text{air}}(\text{new})$ is the shared secret from the ephemeral Diffie-Hellman exchange of this CREATE_CHILD_SA exchange (represented as an octet string in big endian order padded with zeros in the high-order bits if necessary to make it the length of the modulus).

For ESP and AH, a single Child SA negotiation results in two security associations (one in each direction). Keying material MUST be taken from the expanded KEYMAT in the following order:

- o The encryption key (if any) for the SA carrying data from the initiator to the responder.
- o The authentication key (if any) for the SA carrying data from the initiator to the responder.

- o The encryption key (if any) for the SA carrying data from the responder to the initiator.
- o The authentication key (if any) for the SA carrying data from the responder to the initiator.

Each cryptographic algorithm takes a fixed number of bits of keying material specified as part of the algorithm, or negotiated in SA payloads (see [Section 2.13](#) for description of key lengths, and [Section 3.3.5](#) for the definition of the Key Length transform attribute).

2.18. Rekeying IKE SAs Using a CREATE_CHILD_SA Exchange

The CREATE_CHILD_SA exchange can be used to rekey an existing IKE SA (see [Section 2.8](#)). {{ Clarif-5.3 }} New initiator and responder SPIs are supplied in the SPI fields in the Proposal structures inside the Security Association (SA) payloads (not the SPI fields in the IKE header). The TS payloads are omitted when rekeying an IKE SA. SKEYSEED for the new IKE SA is computed using SK_d from the existing IKE SA as follows:

$$\text{SKEYSEED} = \text{prf}(\text{SK_d (old)}, g^{\text{air (new)}} \mid \text{Ni} \mid \text{Nr})$$

where $g^{\text{air (new)}}$ is the shared secret from the ephemeral Diffie-Hellman exchange of this CREATE_CHILD_SA exchange (represented as an octet string in big endian order padded with zeros if necessary to make it the length of the modulus) and Ni and Nr are the two nonces stripped of any headers.

{{ Clarif-5.5 }} The old and new IKE SA may have selected a different PRF. Because the rekeying exchange belongs to the old IKE SA, it is the old IKE SA's PRF that is used.

{{ Clarif-5.12 }} The main reason for rekeying the IKE SA is to ensure that the compromise of old keying material does not provide information about the current keys, or vice versa. Therefore, implementations MUST perform a new Diffie-Hellman exchange when rekeying the IKE SA. In other words, an initiator MUST NOT propose the value "NONE" for the D-H transform, and a responder MUST NOT accept such a proposal. This means that a successful exchange rekeying the IKE SA always includes the KEi/KEr payloads.

The new IKE SA MUST reset its message counters to 0.

SK_d, SK_ai, SK_ar, SK_ei, and SK_er are computed from SKEYSEED as specified in [Section 2.14](#).

2.19. Requesting an Internal Address on a Remote Network

Most commonly occurring in the endpoint-to-security-gateway scenario, an endpoint may need an IP address in the network protected by the security gateway and may need to have that address dynamically assigned. A request for such a temporary address can be included in any request to create a Child SA (including the implicit request in message 3) by including a CP payload. Note, however, it is usual to only assign one IP address during the IKE_AUTH exchange. That address persists at least until the deletion of the IKE SA.

This function provides address allocation to an IPsec Remote Access Client (IRAC) trying to tunnel into a network protected by an IPsec Remote Access Server (IRAS). Since the IKE_AUTH exchange creates an IKE SA and a Child SA, the IRAC MUST request the IRAS-controlled address (and optionally other information concerning the protected network) in the IKE_AUTH exchange. The IRAS may procure an address for the IRAC from any number of sources such as a DHCP/BOOTP server or its own address pool.

Initiator	Responder

HDR, SK {IDi, [CERT,] [CERTREQ,] [IDr,] AUTH, CP(CFG_REQUEST), SAI2, TSi, TSr} -->	<-- HDR, SK {IDr, [CERT,] AUTH, CP(CFG_REPLY), SAr2, TSi, TSr}

In all cases, the CP payload MUST be inserted before the SA payload. In variations of the protocol where there are multiple IKE_AUTH exchanges, the CP payloads MUST be inserted in the messages containing the SA payloads.

CP(CFG_REQUEST) MUST contain at least an INTERNAL_ADDRESS attribute (either IPv4 or IPv6) but MAY contain any number of additional attributes the initiator wants returned in the response.

For example, message from initiator to responder:

```
CP(CFG_REQUEST)=
INTERNAL_ADDRESS()
TSi = (0, 0-65535,0.0.0.0-255.255.255.255)
TSr = (0, 0-65535,0.0.0.0-255.255.255.255)
```

NOTE: Traffic Selectors contain (protocol, port range, address range).

Message from responder to initiator:

```
CP(CFG_REPLY)=
  INTERNAL_ADDRESS(192.0.2.202)
  INTERNAL_NETMASK(255.255.255.0)
  INTERNAL_SUBNET(192.0.2.0/255.255.255.0)
TSi = (0, 0-65535,192.0.2.202-192.0.2.202)
TSr = (0, 0-65535,192.0.2.0-192.0.2.255)
```

All returned values will be implementation dependent. As can be seen in the above example, the IRAS MAY also send other attributes that were not included in CP(CFG_REQUEST) and MAY ignore the non-mandatory attributes that it does not support.

{{ 3.10.1-37 }} The FAILED_CP_REQUIRED notification is sent by responder in the case where CP(CFG_REQUEST) was expected but not received, and so is a conflict with locally configured policy. There is no associated data.

The responder MUST NOT send a CFG_REPLY without having first received a CP(CFG_REQUEST) from the initiator, because we do not want the IRAS to perform an unnecessary configuration lookup if the IRAC cannot process the REPLY. In the case where the IRAS's configuration requires that CP be used for a given identity IDi, but IRAC has failed to send a CP(CFG_REQUEST), IRAS MUST fail the request, and terminate the IKE exchange with a FAILED_CP_REQUIRED error. The FAILED_CP_REQUIRED is not fatal to the IKE SA; it simply causes the Child SA creation fail. The initiator can fix this by later starting a new configuration payload request.

2.19.1. Configuration Payloads

Editor's note: some of this sub-section is redundant and will go away in the next version of the document.

In support of the scenario described in [Section 1.1.3](#), an initiator may request that the responder assign an IP address and tell the initiator what it is. {{ Clarif-6.1 }} That request is done using configuration payloads, not traffic selectors. An address in a TSi payload in a response does not mean that the responder has assigned that address to the initiator: it only means that if packets matching these traffic selectors are sent by the initiator, IPsec processing can be performed as agreed for this SA.

Configuration payloads are of type CFG_REQUEST/CFG_REPLY or CFG_SET/CFG_ACK (see CFG Type in the payload description below). CFG_REQUEST and CFG_SET payloads may optionally be added to any IKE request. The IKE response MUST include either a corresponding CFG_REPLY or CFG_ACK

or a Notify payload with an error type indicating why the request could not be honored. An exception is that a minimal implementation MAY ignore all CFG_REQUEST and CFG_SET payloads, so a response message without a corresponding CFG_REPLY or CFG_ACK MUST be accepted as an indication that the request was not supported.

"CFG_REQUEST/CFG_REPLY" allows an IKE endpoint to request information from its peer. If an attribute in the CFG_REQUEST Configuration Payload is not zero-length, it is taken as a suggestion for that attribute. The CFG_REPLY Configuration Payload MAY return that value, or a new one. It MAY also add new attributes and not include some requested ones. Requestors MUST ignore returned attributes that they do not recognize.

Some attributes MAY be multi-valued, in which case multiple attribute values of the same type are sent and/or returned. Generally, all values of an attribute are returned when the attribute is requested. For some attributes (in this version of the specification only internal addresses), multiple requests indicates a request that multiple values be assigned. For these attributes, the number of values returned SHOULD NOT exceed the number requested.

If the data type requested in a CFG_REQUEST is not recognized or not supported, the responder MUST NOT return an error type but rather MUST either send a CFG_REPLY that MAY be empty or a reply not containing a CFG_REPLY payload at all. Error returns are reserved for cases where the request is recognized but cannot be performed as requested or the request is badly formatted.

"CFG_SET/CFG_ACK" allows an IKE endpoint to push configuration data to its peer. In this case, the CFG_SET Configuration Payload contains attributes the initiator wants its peer to alter. The responder MUST return a Configuration Payload if it accepted any of the configuration data and it MUST contain the attributes that the responder accepted with zero-length data. Those attributes that it did not accept MUST NOT be in the CFG_ACK Configuration Payload. If no attributes were accepted, the responder MUST return either an empty CFG_ACK payload or a response message without a CFG_ACK payload. There are currently no defined uses for the CFG_SET/CFG_ACK exchange, though they may be used in connection with extensions based on Vendor IDs. An minimal implementation of this specification MAY ignore CFG_SET payloads.

{{ Demoted the SHOULD }} Extensions via the CP payload should not be used for general purpose management. Its main intent is to provide a bootstrap mechanism to exchange information within IPsec from IRAS to IRAC. While it MAY be useful to use such a method to exchange information between some Security Gateways (SGW) or small networks,

existing management protocols such as DHCP [[DHCP](#)], RADIUS [[RADIUS](#)], SNMP, or LDAP [[LDAP](#)] should be preferred for enterprise management as well as subsequent information exchanges.

2.20. Requesting the Peer's Version

An IKE peer wishing to inquire about the other peer's IKE software version information MAY use the method below. This is an example of a configuration request within an INFORMATIONAL exchange, after the IKE SA and first Child SA have been created.

An IKE implementation MAY decline to give out version information prior to authentication or even after authentication to prevent trolling in case some implementation is known to have some security weakness. In that case, it MUST either return an empty string or no CP payload if CP is not supported.

Initiator	Responder

HDR, SK{CP(CFG_REQUEST)} -->	
	<-- HDR, SK{CP(CFG_REPLY)}
CP(CFG_REQUEST)=	
APPLICATION_VERSION("")	
CP(CFG_REPLY) APPLICATION_VERSION("foobar v1.3beta, (c) Foo Bar Inc.")	

2.21. Error Handling

There are many kinds of errors that can occur during IKE processing. If a request is received that is badly formatted or unacceptable for reasons of policy (e.g., no matching cryptographic algorithms), the response MUST contain a Notify payload indicating the error. If an error occurs outside the context of an IKE request (e.g., the node is getting ESP messages on a nonexistent SPI), the node SHOULD initiate an INFORMATIONAL exchange with a Notify payload describing the problem.

Errors that occur before a cryptographically protected IKE SA is established must be handled very carefully. There is a trade-off between wanting to be helpful in diagnosing a problem and responding to it and wanting to avoid being a dupe in a denial of service attack based on forged messages.

If a node receives a message on UDP port 500 or 4500 outside the context of an IKE SA known to it (and not a request to start one), it may be the result of a recent crash of the node. If the message is

marked as a response, the node MAY audit the suspicious event but MUST NOT respond. If the message is marked as a request, the node MAY audit the suspicious event and MAY send a response. If a response is sent, the response MUST be sent to the IP address and port from whence it came with the same IKE SPIs and the Message ID copied. The response MUST NOT be cryptographically protected and MUST contain a Notify payload indicating INVALID_IKE_SPI. {{ 3.10.1-4 }} The INVALID_IKE_SPI notification indicates an IKE message was received with an unrecognized destination SPI; this usually indicates that the recipient has rebooted and forgotten the existence of an IKE SA.

A node receiving such an unprotected Notify payload MUST NOT respond and MUST NOT change the state of any existing SAs. The message might be a forgery or might be a response the genuine correspondent was tricked into sending. {{ Demoted two SHOULDs }} A node should treat such a message (and also a network message like ICMP destination unreachable) as a hint that there might be problems with SAs to that IP address and should initiate a liveness test for any such IKE SA. An implementation SHOULD limit the frequency of such tests to avoid being tricked into participating in a denial of service attack.

A node receiving a suspicious message from an IP address with which it has an IKE SA MAY send an IKE Notify payload in an IKE INFORMATIONAL exchange over that SA. {{ Demoted the SHOULD }} The recipient MUST NOT change the state of any SAs as a result, but may wish to audit the event to aid in diagnosing malfunctions. A node MUST limit the rate at which it will send messages in response to unprotected messages.

2.22. IPComp

Use of IP compression [[IP-COMP](#)] can be negotiated as part of the setup of a Child SA. While IP compression involves an extra header in each packet and a compression parameter index (CPI), the virtual "compression association" has no life outside the ESP or AH SA that contains it. Compression associations disappear when the corresponding ESP or AH SA goes away. It is not explicitly mentioned in any DELETE payload.

Negotiation of IP compression is separate from the negotiation of cryptographic parameters associated with a Child SA. A node requesting a Child SA MAY advertise its support for one or more compression algorithms through one or more Notify payloads of type IPCOMP_SUPPORTED. This notification may be included only in a message containing an SA payload negotiating a Child SA and indicates a willingness by its sender to use IPComp on this SA. The response MAY indicate acceptance of a single compression algorithm with a

Notify payload of type IPCOMP_SUPPORTED. These payloads MUST NOT occur in messages that do not contain SA payloads.

{{ 3.10.1-16387 }}The data associated with this notification includes a two-octet IPComp CPI followed by a one-octet transform ID optionally followed by attributes whose length and format are defined by that transform ID. A message proposing an SA may contain multiple IPCOMP_SUPPORTED notifications to indicate multiple supported algorithms. A message accepting an SA may contain at most one.

The transform IDs currently defined are:

Name	Number	Defined In
-----	-----	-----
RESERVED	0	
IPCOMP_OUI	1	
IPCOMP_DEFLATE	2	RFC 2394
IPCOMP_LZS	3	RFC 2395
IPCOMP_LZJH	4	RFC 3051
RESERVED TO IANA	5-240	
PRIVATE USE	241-255	

Although there has been discussion of allowing multiple compression algorithms to be accepted and to have different compression algorithms available for the two directions of a Child SA, implementations of this specification MUST NOT accept an IPComp algorithm that was not proposed, MUST NOT accept more than one, and MUST NOT compress using an algorithm other than one proposed and accepted in the setup of the Child SA.

A side effect of separating the negotiation of IPComp from cryptographic parameters is that it is not possible to propose multiple cryptographic suites and propose IP compression with some of them but not others.

In some cases, Robust Header Compression (ROHC) may be more appropriate than IP Compression. [[ROHCV2](#)] defines the use of ROHC with IKEv2 and IPsec.

[2.23. NAT Traversal](#)

Network Address Translation (NAT) gateways are a controversial subject. This section briefly describes what they are and how they are likely to act on IKE traffic. Many people believe that NATs are evil and that we should not design our protocols so as to make them work better. IKEv2 does specify some unintuitive processing rules in order that NATs are more likely to work.

NATs exist primarily because of the shortage of IPv4 addresses, though there are other rationales. IP nodes that are "behind" a NAT have IP addresses that are not globally unique, but rather are assigned from some space that is unique within the network behind the NAT but that are likely to be reused by nodes behind other NATs. Generally, nodes behind NATs can communicate with other nodes behind the same NAT and with nodes with globally unique addresses, but not with nodes behind other NATs. There are exceptions to that rule. When those nodes make connections to nodes on the real Internet, the NAT gateway "translates" the IP source address to an address that will be routed back to the gateway. Messages to the gateway from the Internet have their destination addresses "translated" to the internal address that will route the packet to the correct endnode.

NATs are designed to be "transparent" to endnodes. Neither software on the node behind the NAT nor the node on the Internet requires modification to communicate through the NAT. Achieving this transparency is more difficult with some protocols than with others. Protocols that include IP addresses of the endpoints within the payloads of the packet will fail unless the NAT gateway understands the protocol and modifies the internal references as well as those in the headers. Such knowledge is inherently unreliable, is a network layer violation, and often results in subtle problems.

Opening an IPsec connection through a NAT introduces special problems. If the connection runs in transport mode, changing the IP addresses on packets will cause the checksums to fail and the NAT cannot correct the checksums because they are cryptographically protected. Even in tunnel mode, there are routing problems because transparently translating the addresses of AH and ESP packets requires special logic in the NAT and that logic is heuristic and unreliable in nature. For that reason, IKEv2 will use UDP encapsulation of IKE and ESP packets. This encoding is slightly less efficient but is easier for NATs to process. In addition, firewalls may be configured to pass IPsec traffic over UDP but not ESP/AH or vice versa.

It is a common practice of NATs to translate TCP and UDP port numbers as well as addresses and use the port numbers of inbound packets to decide which internal node should get a given packet. For this reason, even though IKE packets MUST be sent from and to UDP port 500 or 4500, they MUST be accepted coming from any port and responses MUST be sent to the port from whence they came. This is because the ports may be modified as the packets pass through NATs. Similarly, IP addresses of the IKE endpoints are generally not included in the IKE payloads because the payloads are cryptographically protected and could not be transparently modified by NATs.

Port 4500 is reserved for UDP-encapsulated ESP and IKE. {{ Clarif-7.6 }} An IPsec endpoint that discovers a NAT between it and its correspondent MUST send all subsequent traffic from port 4500, which NATs should not treat specially (as they might with port 500).

An initiator can float to port 4500, regardless whether or not there is NAT, even at the beginning of IKE. When either side is using port 4500, sending with UDP encapsulation is not required, but understanding received packets with UDP encapsulation is required. UDP encapsulation MUST NOT be done on port 500. If NAT-T is supported (that is, if NAT_DETECTION_*_IP payloads were exchanged during IKE_SA_INIT), all devices MUST be able to receive and process both UDP encapsulated and non-UDP encapsulated packets at any time. Either side can decide whether or not to use UDP encapsulation irrespective of the choice made by the other side. However, if a NAT is detected, both devices MUST send UDP encapsulated packets.

The specific requirements for supporting NAT traversal [[NATREQ](#)] are listed below. Support for NAT traversal is optional. In this section only, requirements listed as MUST apply only to implementations supporting NAT traversal.

- o IKE MUST listen on port 4500 as well as port 500. IKE MUST respond to the IP address and port from which packets arrived.
- o Both IKE initiator and responder MUST include in their IKE_SA_INIT packets Notify payloads of type NAT_DETECTION_SOURCE_IP and NAT_DETECTION_DESTINATION_IP. Those payloads can be used to detect if there is NAT between the hosts, and which end is behind the NAT. The location of the payloads in the IKE_SA_INIT packets is just after the Ni and Nr payloads (before the optional CERTREQ payload).
- o {{ 3.10.1-16388 }} The data associated with the NAT_DETECTION_SOURCE_IP notification is a SHA-1 digest of the SPIs (in the order they appear in the header), IP address, and port on which this packet was sent. There MAY be multiple NAT_DETECTION_SOURCE_IP payloads in a message if the sender does not know which of several network attachments will be used to send the packet.
- o {{ 3.10.1-16389 }} The data associated with the NAT_DETECTION_DESTINATION_IP notification is a SHA-1 digest of the SPIs (in the order they appear in the header), IP address, and port to which this packet was sent.
- o {{ 3.10.1-16388 }} {{ 3.10.1-16389 }} The recipient of either the NAT_DETECTION_SOURCE_IP or NAT_DETECTION_DESTINATION_IP

notification MAY compare the supplied value to a SHA-1 hash of the SPIs, source IP address, and port, and if they don't match it SHOULD enable NAT traversal. In the case of a mismatching NAT_DETECTION_SOURCE_IP hash, the recipient MAY reject the connection attempt if NAT traversal is not supported. In the case of a mismatching NAT_DETECTION_DESTINATION_IP hash, it means that the system receiving the NAT_DETECTION_DESTINATION_IP payload is behind a NAT and that system SHOULD start sending keepalive packets as defined in [\[UDPENCAPS\]](#); alternately, it MAY reject the connection attempt if NAT traversal is not supported.

- o If none of the NAT_DETECTION_SOURCE_IP payload(s) received matches the expected value of the source IP and port found from the IP header of the packet containing the payload, it means that the system sending those payloads is behind NAT (i.e., someone along the route changed the source address of the original packet to match the address of the NAT box). In this case, the system receiving the payloads should allow dynamic update of the other systems' IP address, as described later.
- o If the NAT_DETECTION_DESTINATION_IP payload received does not match the hash of the destination IP and port found from the IP header of the packet containing the payload, it means that the system receiving the NAT_DETECTION_DESTINATION_IP payload is behind a NAT. In this case, that system SHOULD start sending keepalive packets as explained in [\[UDPENCAPS\]](#).
- o The IKE initiator MUST check these payloads if present and if they do not match the addresses in the outer packet MUST tunnel all future IKE and ESP packets associated with this IKE SA over UDP port 4500.
- o To tunnel IKE packets over UDP port 4500, the IKE header has four octets of zero prepended and the result immediately follows the UDP header. To tunnel ESP packets over UDP port 4500, the ESP header immediately follows the UDP header. Since the first four octets of the ESP header contain the SPI, and the SPI cannot validly be zero, it is always possible to distinguish ESP and IKE messages.
- o Implementations MUST process received UDP-encapsulated ESP packets even when no NAT was detected.
- o The original source and destination IP address required for the transport mode TCP and UDP packet checksum fixup (see [\[UDPENCAPS\]](#)) are obtained from the Traffic Selectors associated with the exchange. In the case of NAT traversal, the Traffic Selectors MUST contain exactly one IP address, which is then used as the

original IP address.

- o There are cases where a NAT box decides to remove mappings that are still alive (for example, the keepalive interval is too long, or the NAT box is rebooted). To recover in these cases, hosts that are not behind a NAT SHOULD send all packets (including retransmission packets) to the IP address and port from the last valid authenticated packet from the other end (i.e., dynamically update the address). A host behind a NAT SHOULD NOT do this because it opens a DoS attack possibility. Any authenticated IKE packet or any authenticated UDP-encapsulated ESP packet can be used to detect that the IP address or the port has changed.

2.24. Explicit Congestion Notification (ECN)

When IPsec tunnels behave as originally specified in [[IPSECARCH-OLD](#)], ECN usage is not appropriate for the outer IP headers because tunnel decapsulation processing discards ECN congestion indications to the detriment of the network. ECN support for IPsec tunnels for IKEv1-based IPsec requires multiple operating modes and negotiation (see [[ECN](#)]). IKEv2 simplifies this situation by requiring that ECN be usable in the outer IP headers of all tunnel-mode IPsec SAs created by IKEv2. Specifically, tunnel encapsulators and decapsulators for all tunnel-mode SAs created by IKEv2 MUST support the ECN full-functionality option for tunnels specified in [[ECN](#)] and MUST implement the tunnel encapsulation and decapsulation processing specified in [[IPSECARCH](#)] to prevent discarding of ECN congestion indications.

3. Header and Payload Formats

In the tables in this section, some cryptographic primitives and configuration attributes are marked as "UNSPECIFIED". These are items for which there are no known specifications and therefore interoperability is currently impossible. A future specification may describe their use, but until such specification is made, implementations SHOULD NOT attempt to use items marked as "UNSPECIFIED" in implementations that are meant to be interoperable.

3.1. The IKE Header

IKE messages use UDP ports 500 and/or 4500, with one IKE message per UDP datagram. Information from the beginning of the packet through the UDP header is largely ignored except that the IP addresses and UDP ports from the headers are reversed and used for return packets. When sent on UDP port 500, IKE messages begin immediately following the UDP header. When sent on UDP port 4500, IKE messages have

prepended four octets of zero. These four octets of zero are not part of the IKE message and are not included in any of the length fields or checksums defined by IKE. Each IKE message begins with the IKE header, denoted HDR in this memo. Following the header are one or more IKE payloads each identified by a "Next Payload" field in the preceding payload. Payloads are processed in the order in which they appear in an IKE message by invoking the appropriate processing routine according to the "Next Payload" field in the IKE header and subsequently according to the "Next Payload" field in the IKE payload itself until a "Next Payload" field of zero indicates that no payloads follow. If a payload of type "Encrypted" is found, that payload is decrypted and its contents parsed as additional payloads. An Encrypted payload MUST be the last payload in a packet and an Encrypted payload MUST NOT contain another Encrypted payload.

The Recipient SPI in the header identifies an instance of an IKE security association. It is therefore possible for a single instance of IKE to multiplex distinct sessions with multiple peers.

All multi-octet fields representing integers are laid out in big endian order (also known as "most significant byte first", or "network byte order").

The format of the IKE header is shown in Figure 4.

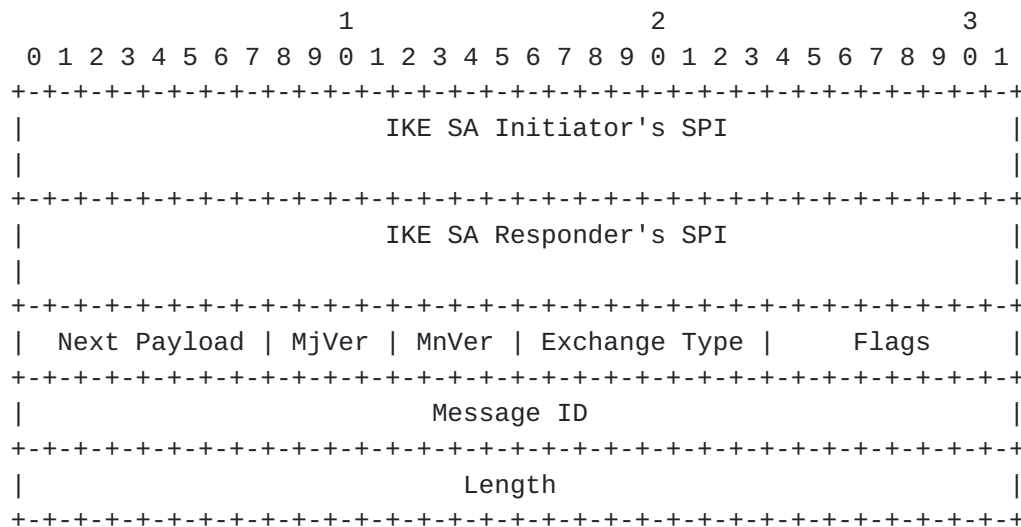


Figure 4: IKE Header Format

- o Initiator's SPI (8 octets) - A value chosen by the initiator to identify a unique IKE security association. This value MUST NOT be zero.

- o Responder's SPI (8 octets) - A value chosen by the responder to identify a unique IKE security association. This value MUST be zero in the first message of an IKE Initial Exchange (including repeats of that message including a cookie). {{ The phrase "and MUST NOT be zero in any other message" was removed; Clarif-2.1 }}
- o Next Payload (1 octet) - Indicates the type of payload that immediately follows the header. The format and value of each payload are defined below.
- o Major Version (4 bits) - Indicates the major version of the IKE protocol in use. Implementations based on this version of IKE MUST set the Major Version to 2. Implementations based on previous versions of IKE and ISAKMP MUST set the Major Version to 1. Implementations based on this version of IKE MUST reject or ignore messages containing a version number greater than 2 with an INVALID_MAJOR_VERSION notification message as described in [Section 2.5](#).
- o Minor Version (4 bits) - Indicates the minor version of the IKE protocol in use. Implementations based on this version of IKE MUST set the Minor Version to 0. They MUST ignore the minor version number of received messages.
- o Exchange Type (1 octet) - Indicates the type of exchange being used. This constrains the payloads sent in each message in an exchange.

Exchange Type	Value
-----	-----
RESERVED	0-33
IKE_SA_INIT	34
IKE_AUTH	35
CREATE_CHILD_SA	36
INFORMATIONAL	37
RESERVED TO IANA	38-239
PRIVATE USE	240-255

- o Flags (1 octet) - Indicates specific options that are set for the message. Presence of options is indicated by the appropriate bit in the flags field being set. The bits are defined LSB first, so bit 0 would be the least significant bit of the Flags octet. In the description below, a bit being 'set' means its value is '1', while 'cleared' means its value is '0'.
- * X(reserved) (bits 0-2) - These bits MUST be cleared when sending and MUST be ignored on receipt.

- * I(nitiator) (bit 3 of Flags) - This bit MUST be set in messages sent by the original initiator of the IKE SA and MUST be cleared in messages sent by the original responder. It is used by the recipient to determine which eight octets of the SPI were generated by the recipient. This bit changes to reflect who initiated the last rekey of the IKE SA.
 - * V(ersion) (bit 4 of Flags) - This bit indicates that the transmitter is capable of speaking a higher major version number of the protocol than the one indicated in the major version number field. Implementations of IKEv2 must clear this bit when sending and MUST ignore it in incoming messages.
 - * R(esponse) (bit 5 of Flags) - This bit indicates that this message is a response to a message containing the same message ID. This bit MUST be cleared in all request messages and MUST be set in all responses. An IKE endpoint MUST NOT generate a response to a message that is marked as being a response.
 - * X(reserved) (bits 6-7 of Flags) - These bits MUST be cleared when sending and MUST be ignored on receipt.
- o Message ID (4 octets) - Message identifier used to control retransmission of lost packets and matching of requests and responses. It is essential to the security of the protocol because it is used to prevent message replay attacks. See [Section 2.1](#) and [Section 2.2](#).
- o Length (4 octets) - Length of total message (header + payloads) in octets.

3.2. Generic Payload Header

Each IKE payload defined in [Section 3.3](#) through [Section 3.16](#) begins with a generic payload header, shown in Figure 5. Figures for each payload below will include the generic payload header, but for brevity the description of each field will be omitted.

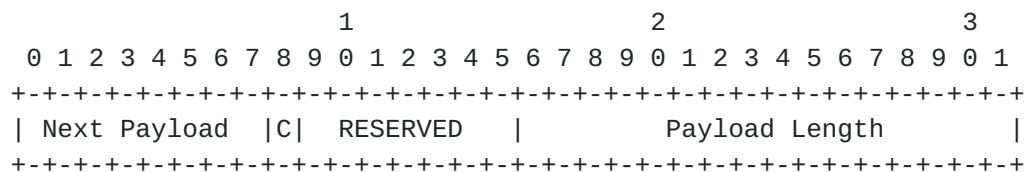


Figure 5: Generic Payload Header

The Generic Payload Header fields are defined as follows:

- o Next Payload (1 octet) - Identifier for the payload type of the next payload in the message. If the current payload is the last in the message, then this field will be 0. This field provides a "chaining" capability whereby additional payloads can be added to a message by appending it to the end of the message and setting the "Next Payload" field of the preceding payload to indicate the new payload's type. An Encrypted payload, which must always be the last payload of a message, is an exception. It contains data structures in the format of additional payloads. In the header of an Encrypted payload, the Next Payload field is set to the payload type of the first contained payload (instead of 0). The payload type values are:

Next Payload Type	Notation	Value

No Next Payload		0
RESERVED		1-32
Security Association	SA	33
Key Exchange	KE	34
Identification - Initiator	IDi	35
Identification - Responder	IDr	36
Certificate	CERT	37
Certificate Request	CERTREQ	38
Authentication	AUTH	39
Nonce	Ni, Nr	40
Notify	N	41
Delete	D	42
Vendor ID	V	43
Traffic Selector - Initiator	TSi	44
Traffic Selector - Responder	TSr	45
Encrypted	E	46
Configuration	CP	47
Extensible Authentication	EAP	48
RESERVED TO IANA		49-127
PRIVATE USE		128-255

(Payload type values 1-32 should not be assigned in the future so that there is no overlap with the code assignments for IKEv1.)

- o Critical (1 bit) - MUST be set to zero if the sender wants the recipient to skip this payload if it does not understand the payload type code in the Next Payload field of the previous payload. MUST be set to one if the sender wants the recipient to reject this entire message if it does not understand the payload type. MUST be ignored by the recipient if the recipient understands the payload type code. MUST be set to zero for payload types defined in this document. Note that the critical

bit applies to the current payload rather than the "next" payload whose type code appears in the first octet. The reasoning behind not setting the critical bit for payloads defined in this document is that all implementations MUST understand all payload types defined in this document and therefore must ignore the Critical bit's value. Skipped payloads are expected to have valid Next Payload and Payload Length fields.

- o RESERVED (7 bits) - MUST be sent as zero; MUST be ignored on receipt.
- o Payload Length (2 octets) - Length in octets of the current payload, including the generic payload header.

{{ Clarif-7.10 }} Many payloads contain fields marked as "RESERVED". Some payloads in IKEv2 (and historically in IKEv1) are not aligned to 4-octet boundaries.

3.3. Security Association Payload

The Security Association Payload, denoted SA in this memo, is used to negotiate attributes of a security association. Assembly of Security Association Payloads requires great peace of mind. An SA payload MAY contain multiple proposals. If there is more than one, they MUST be ordered from most preferred to least preferred. Each proposal contains a single IPsec protocol (where a protocol is IKE, ESP, or AH), each protocol MAY contain multiple transforms, and each transform MAY contain multiple attributes. When parsing an SA, an implementation MUST check that the total Payload Length is consistent with the payload's internal lengths and counts. Proposals, Transforms, and Attributes each have their own variable length encodings. They are nested such that the Payload Length of an SA includes the combined contents of the SA, Proposal, Transform, and Attribute information. The length of a Proposal includes the lengths of all Transforms and Attributes it contains. The length of a Transform includes the lengths of all Attributes it contains.

The syntax of Security Associations, Proposals, Transforms, and Attributes is based on ISAKMP; however the semantics are somewhat different. The reason for the complexity and the hierarchy is to allow for multiple possible combinations of algorithms to be encoded in a single SA. Sometimes there is a choice of multiple algorithms, whereas other times there is a combination of algorithms. For example, an initiator might want to propose using ESP with either (3DES and HMAC_MD5) or (AES and HMAC_SHA1).

One of the reasons the semantics of the SA payload has changed from ISAKMP and IKEv1 is to make the encodings more compact in common

cases.

The Proposal structure contains within it a Proposal # and an IPsec protocol ID. Each structure MUST have a proposal number one (1) greater than the previous structure. The first Proposal in the initiator's SA payload MUST have a Proposal # of one (1). One reason to use multiple proposals is to propose both standard crypto ciphers and combined-mode ciphers. Combined-mode ciphers include both integrity and encryption in a single encryption algorithm, and are not allowed to be offered with a separate integrity algorithm other than "none". If an initiator wants to propose both combined-mode ciphers and normal ciphers, it must include two proposals: one will have all the combined-mode ciphers, and the other will have all the normal ciphers with the integrity algorithms. For example, one such proposal would have two proposal structures: ESP with ENCR_AES-CCM_8, ENCR_AES-CCM_12, and ENCR_AES-CCM_16 as Proposal #1, and ESP with ENCR_AES_CBC, ENCR_3DES, AUTH_AES_XCBC_96, and AUTH_HMAC_SHA1_96 as Proposal #2.

Each Proposal/Protocol structure is followed by one or more transform structures. The number of different transforms is generally determined by the Protocol. AH generally has two transforms: Extended Sequence Numbers (ESN) and an integrity check algorithm. ESP generally has three: ESN, an encryption algorithm and an integrity check algorithm. IKE generally has four transforms: a Diffie-Hellman group, an integrity check algorithm, a prf algorithm, and an encryption algorithm. If an algorithm that combines encryption and integrity protection is proposed, it MUST be proposed as an encryption algorithm and an integrity protection algorithm MUST NOT be proposed. For each Protocol, the set of permissible transforms is assigned transform ID numbers, which appear in the header of each transform.

If there are multiple transforms with the same Transform Type, the proposal is an OR of those transforms. If there are multiple Transforms with different Transform Types, the proposal is an AND of the different groups. For example, to propose ESP with (3DES or AES-CBC) and (HMAC_MD5 or HMAC_SHA), the ESP proposal would contain two Transform Type 1 candidates (one for 3DES and one for AEC-CBC) and two Transform Type 3 candidates (one for HMAC_MD5 and one for HMAC_SHA). This effectively proposes four combinations of algorithms. If the initiator wanted to propose only a subset of those, for example (3DES and HMAC_MD5) or (IDEA and HMAC_SHA), there is no way to encode that as multiple transforms within a single Proposal. Instead, the initiator would have to construct two different Proposals, each with two transforms.

A given transform MAY have one or more Attributes. Attributes are

necessary when the transform can be used in more than one way, as when an encryption algorithm has a variable key size. The transform would specify the algorithm and the attribute would specify the key size. Most transforms do not have attributes. A transform **MUST NOT** have multiple attributes of the same type. To propose alternate values for an attribute (for example, multiple key sizes for the AES encryption algorithm), and implementation **MUST** include multiple Transforms with the same Transform Type each with a single Attribute.

Note that the semantics of Transforms and Attributes are quite different from those in IKEv1. In IKEv1, a single Transform carried multiple algorithms for a protocol with one carried in the Transform and the others carried in the Attributes.

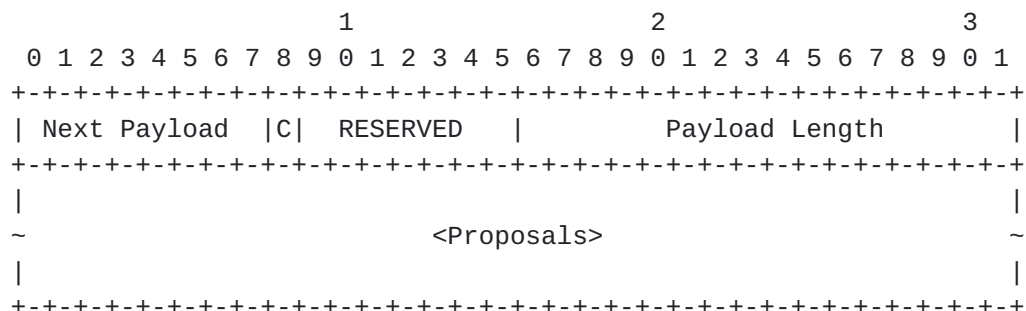


Figure 6: Security Association Payload

- o Proposals (variable) - One or more proposal substructures.

The payload type for the Security Association Payload is thirty three (33).

3.3.1. Proposal Substructure

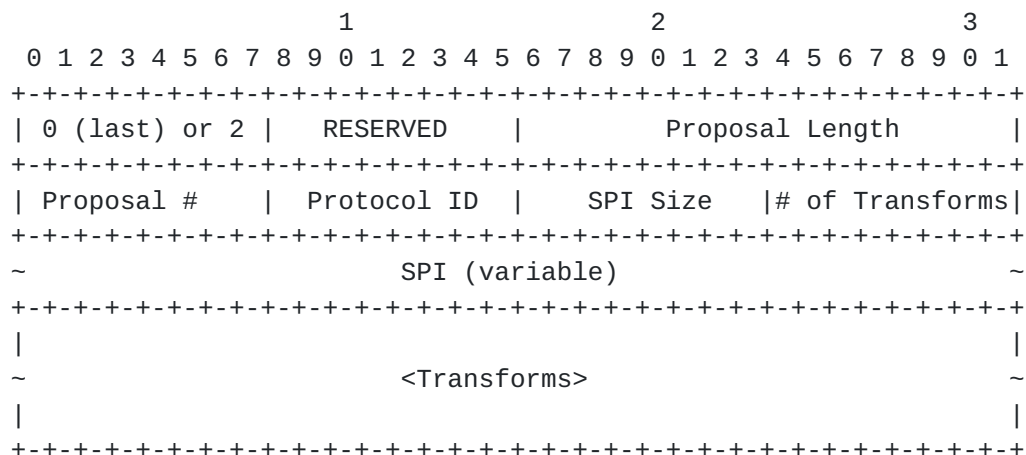


Figure 7: Proposal Substructure

- o 0 (last) or 2 (more) (1 octet) - Specifies whether this is the last Proposal Substructure in the SA. This syntax is inherited from ISAKMP, but is unnecessary because the last Proposal could be identified from the length of the SA. The value (2) corresponds to a Payload Type of Proposal in IKEv1, and the first four octets of the Proposal structure are designed to look somewhat like the header of a Payload.
- o RESERVED (1 octet) - MUST be sent as zero; MUST be ignored on receipt.
- o Proposal Length (2 octets) - Length of this proposal, including all transforms and attributes that follow.
- o Proposal # (1 octet) - When a proposal is made, the first proposal in an SA payload MUST be #1, and subsequent proposals MUST be one more than the previous proposal (indicating an OR of the two proposals). When a proposal is accepted, the proposal number in the SA payload MUST match the number on the proposal sent that was accepted.
- o Protocol ID (1 octet) - Specifies the IPsec protocol identifier for the current negotiation. The defined values are:

Protocol	Protocol ID

RESERVED	0
IKE	1
AH	2
ESP	3
RESERVED TO IANA	4-200
PRIVATE USE	201-255

- o SPI Size (1 octet) - For an initial IKE SA negotiation, this field MUST be zero; the SPI is obtained from the outer header. During subsequent negotiations, it is equal to the size, in octets, of the SPI of the corresponding protocol (8 for IKE, 4 for ESP and AH).
- o # of Transforms (1 octet) - Specifies the number of transforms in this proposal.
- o SPI (variable) - The sending entity's SPI. Even if the SPI Size is not a multiple of 4 octets, there is no padding applied to the payload. When the SPI Size field is zero, this field is not present in the Security Association payload.

- o Transforms (variable) - One or more transform substructures.

3.3.2. Transform Substructure

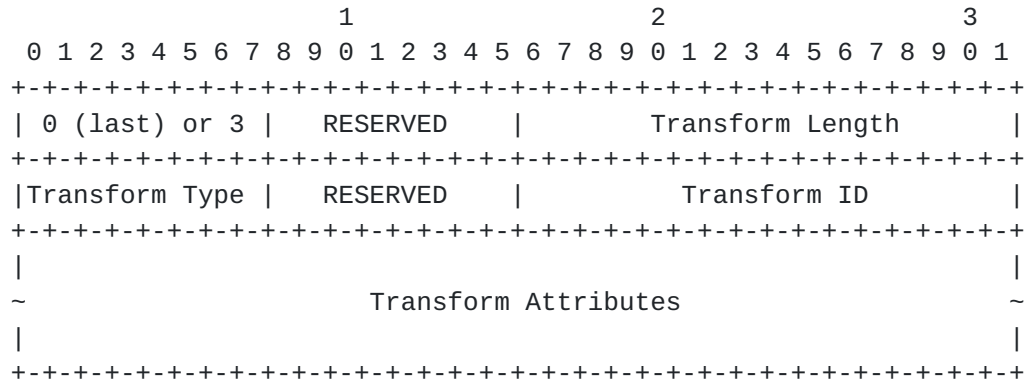


Figure 8: Transform Substructure

- o 0 (last) or 3 (more) (1 octet) - Specifies whether this is the last Transform Substructure in the Proposal. This syntax is inherited from ISAKMP, but is unnecessary because the last transform could be identified from the length of the proposal. The value (3) corresponds to a Payload Type of Transform in IKEv1, and the first four octets of the Transform structure are designed to look somewhat like the header of a Payload.
- o RESERVED - MUST be sent as zero; MUST be ignored on receipt.
- o Transform Length - The length (in octets) of the Transform Substructure including Header and Attributes.
- o Transform Type (1 octet) - The type of transform being specified in this transform. Different protocols support different transform types. For some protocols, some of the transforms may be optional. If a transform is optional and the initiator wishes to propose that the transform be omitted, no transform of the given type is included in the proposal. If the initiator wishes to make use of the transform optional to the responder, it includes a transform substructure with transform ID = 0 as one of the options.
- o Transform ID (2 octets) - The specific instance of the transform type being proposed.

The transform type values are:

Description	Trans. Type	Used In
RESERVED	0	
Encryption Algorithm (ENCR)	1	IKE and ESP
Pseudo-random Function (PRF)	2	IKE
Integrity Algorithm (INTEG)	3	IKE*, AH, optional in ESP
Diffie-Hellman Group (D-H)	4	IKE, optional in AH & ESP
Extended Sequence Numbers (ESN)	5	AH and ESP
RESERVED TO IANA	6-240	
PRIVATE USE	241-255	

(*) Negotiating an integrity algorithm is mandatory for the Encrypted payload format specified in this document. For example, [\[AEAD\]](#) specifies additional formats based on authenticated encryption, in which a separate integrity algorithm is not negotiated.

For Transform Type 1 (Encryption Algorithm), defined Transform IDs are:

Name	Number	Defined In
RESERVED	0	
ENCR_DES_IV64	1	(UNSPECIFIED)
ENCR_DES	2	(RFC2405), [DES]
ENCR_3DES	3	(RFC2451)
ENCR_RC5	4	(RFC2451)
ENCR_IDEA	5	(RFC2451), [IDEA]
ENCR_CAST	6	(RFC2451)
ENCR_BLOWFISH	7	(RFC2451)
ENCR_3IDEA	8	(UNSPECIFIED)
ENCR_DES_IV32	9	(UNSPECIFIED)
RESERVED	10	
ENCR_NULL	11	(RFC2410)
ENCR_AES_CBC	12	(RFC3602)
ENCR_AES_CTR	13	(RFC3686)
RESERVED TO IANA	14-1023	
PRIVATE USE	1024-65535	

For Transform Type 2 (Pseudo-random Function), defined Transform IDs are:

Name	Number	Defined In

RESERVED	0	
PRF_HMAC_MD5	1	(RFC2104), [MD5]
PRF_HMAC_SHA1	2	(RFC2104), [SHA]
PRF_HMAC_TIGER	3	(RFC2104)
PRF_AES128_XCBC	4	(RFC4434)
RESERVED TO IANA	5-1023	
PRIVATE USE	1024-65535	

For Transform Type 3 (Integrity Algorithm), defined Transform IDs are:

Name	Number	Defined In

NONE	0	
AUTH_HMAC_MD5_96	1	(RFC2403)
AUTH_HMAC_SHA1_96	2	(RFC2404)
AUTH_DES_MAC	3	(UNSPECIFIED)
AUTH_KPDK_MD5	4	(UNSPECIFIED)
AUTH_AES_XCBC_96	5	(RFC3566)
RESERVED TO IANA	6-1023	
PRIVATE USE	1024-65535	

For Transform Type 4 (Diffie-Hellman Group), defined Transform IDs are:

Name	Number	Defined in

NONE	0	
768 Bit MODP	1	Appendix B
1024 Bit MODP	2	Appendix B
RESERVED TO IANA	3-4	
1536-bit MODP	5	[ADDGROUP]
RESERVED TO IANA	6-13	
2048-bit MODP	14	[ADDGROUP]
3072-bit MODP	15	[ADDGROUP]
4096-bit MODP	16	[ADDGROUP]
6144-bit MODP	17	[ADDGROUP]
8192-bit MODP	18	[ADDGROUP]
RESERVED TO IANA	19-1023	
PRIVATE USE	1024-65535	

For Transform Type 5 (Extended Sequence Numbers), defined Transform IDs are:

Name	Number

No Extended Sequence Numbers	0
Extended Sequence Numbers	1
RESERVED	2 - 65535

{{ Clarif-4.4 }} Note that an initiator who supports ESNs will usually include two ESN transforms, with values "0" and "1", in its proposals. A proposal containing a single ESN transform with value "1" means that using normal (non-extended) sequence numbers is not acceptable.

Numerous additional transform types have been defined since the publication of [RFC 4306](#). Please refer to the IANA IKEv2 registry for details.

3.3.3. Valid Transform Types by Protocol

The number and type of transforms that accompany an SA payload are dependent on the protocol in the SA itself. An SA payload proposing the establishment of an SA has the following mandatory and optional transform types. A compliant implementation **MUST** understand all mandatory and optional types for each protocol it supports (though it need not accept proposals with unacceptable suites). A proposal **MAY** omit the optional types if the only value for them it will accept is NONE.

Protocol	Mandatory Types	Optional Types

IKE	ENCR, PRF, INTEG*, D-H	
ESP	ENCR, ESN	INTEG, D-H
AH	INTEG, ESN	D-H

(*) Negotiating an integrity algorithm is mandatory for the Encrypted payload format specified in this document. For example, [\[AEAD\]](#) specifies additional formats based on authenticated encryption, in which a separate integrity algorithm is not negotiated.

3.3.4. Mandatory Transform IDs

The specification of suites that **MUST** and **SHOULD** be supported for interoperability has been removed from this document because they are likely to change more rapidly than this document evolves.

An important lesson learned from IKEv1 is that no system should only implement the mandatory algorithms and expect them to be the best choice for all customers.

It is likely that IANA will add additional transforms in the future, and some users may want to use private suites, especially for IKE where implementations should be capable of supporting different parameters, up to certain size limits. In support of this goal, all implementations of IKEv2 SHOULD include a management facility that allows specification (by a user or system administrator) of Diffie-Hellman (DH) parameters (the generator, modulus, and exponent lengths and values) for new DH groups. Implementations SHOULD provide a management interface through which these parameters and the associated transform IDs may be entered (by a user or system administrator), to enable negotiating such groups.

All implementations of IKEv2 MUST include a management facility that enables a user or system administrator to specify the suites that are acceptable for use with IKE. Upon receipt of a payload with a set of transform IDs, the implementation MUST compare the transmitted transform IDs against those locally configured via the management controls, to verify that the proposed suite is acceptable based on local policy. The implementation MUST reject SA proposals that are not authorized by these IKE suite controls. Note that cryptographic suites that MUST be implemented need not be configured as acceptable to local policy.

3.3.5. Transform Attributes

Each transform in a Security Association payload may include attributes that modify or complete the specification of the transform. The set of valid attributes depends on the transform. Currently, only a single attribute type is defined: the Key Length attribute is used by certain encryption transforms with variable-length keys (see below for details).

The attributes are type/value pairs and are defined below. Attributes can have a value with a fixed two-octet length or a variable-length value. For the latter, the attribute is encoded as type/length/value.

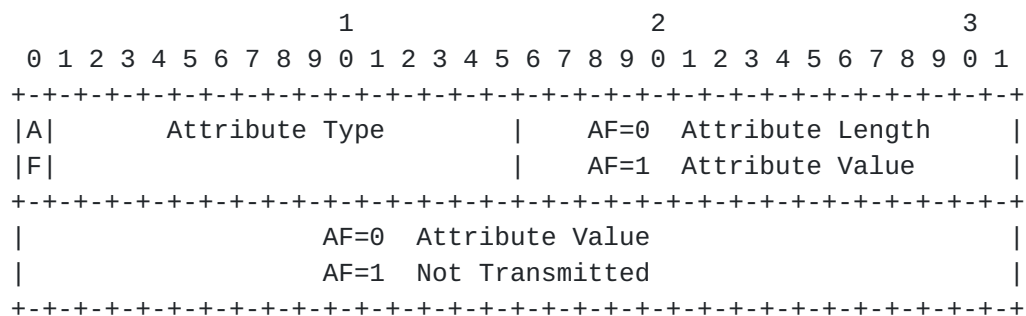


Figure 9: Data Attributes

- o Attribute Format (AF) (1 bit) - Indicates whether the data attribute follow the Type/Length/Value (TLV) format or a shortened Type/Value (TV) format. If the AF bit is zero (0), then the attribute uses TLV format; if the AF bit is one (1), the TV format (with two-byte value) is used.
- o Attribute Type (15 bits) - Unique identifier for each type of attribute (see below).
- o Attribute Value (variable length) - Value of the Attribute associated with the Attribute Type. If the AF bit is a zero (0), this field has a variable length defined by the Attribute Length field. If the AF bit is a one (1), the Attribute Value has a length of 2 octets.

Note that the only currently defined attribute type (Key Length) is fixed length; the variable-length encoding specification is included only for future extensions. Attributes described as fixed length MUST NOT be encoded using the variable-length encoding. Variable-length attributes MUST NOT be encoded as fixed-length even if their value can fit into two octets. NOTE: This is a change from IKEv1, where increased flexibility may have simplified the composer of messages but certainly complicated the parser.

Attribute Type	Value	Attribute Format

RESERVED	0-13	
Key Length (in bits)	14	TV
RESERVED	15-17	
RESERVED TO IANA	18-16383	
PRIVATE USE	16384-32767	

Values 0-13 and 15-17 were used in a similar context in IKEv1, and should not be assigned except to matching values.

The Key Length attribute specifies the key length in bits (MUST use network byte order) for certain transforms as follows: {{ Clarif-7.11 }}

- o The Key Length attribute MUST NOT be used with transforms that use a fixed length key. This includes, e.g., ENCR_DES, ENCR_IDEA, and all the Type 2 (Pseudo-random function) and Type 3 (Integrity Algorithm) transforms specified in this document. It is recommended that future Type 2 or 3 transforms do not use this attribute.
- o Some transforms specify that the Key Length attribute MUST be always included (omitting the attribute is not allowed, and

proposals not containing it MUST be rejected). This includes, e.g., ENCR_AES_CBC and ENCR_AES_CTR.

- o Some transforms allow variable-length keys, but also specify a default key length if the attribute is not included. These transforms include, e.g., ENCR_RC5 and ENCR_BLOWFISH.

Implementation note: To further interoperability and to support upgrading endpoints independently, implementers of this protocol SHOULD accept values that they deem to supply greater security. For instance, if a peer is configured to accept a variable-length cipher with a key length of X bits and is offered that cipher with a larger key length, the implementation SHOULD accept the offer if it supports use of the longer key.

Support of this capability allows a responder to express a concept of "at least" a certain level of security -- "a key length of _at least_ X bits for cipher Y". However, as the attribute is always returned unchanged (see [Section 3.3.6](#)), an initiator willing to accept multiple key lengths has to include multiple transforms with the same Transform Type, each with different Key Length attribute.

3.3.6. Attribute Negotiation

During security association negotiation initiators present offers to responders. Responders MUST select a single complete set of parameters from the offers (or reject all offers if none are acceptable). If there are multiple proposals, the responder MUST choose a single proposal. If the selected proposal has multiple Transforms with the same type, the responder MUST choose a single one. Any attributes of a selected transform MUST be returned unmodified. The initiator of an exchange MUST check that the accepted offer is consistent with one of its proposals, and if not that response MUST be rejected.

If the responder receives a proposal that contains a Transform Type it does not understand, or a proposal that is missing a mandatory Transform Type, it MUST consider this proposal unacceptable; however, other proposals in the same SA payload are processed as usual. Similarly, if the responder receives a transform that contains a Transform Attribute it does not understand, it MUST consider this transform unacceptable; other transforms with the same Transform Type are processed as usual. This allows new Transform Types and Transform Attributes to be defined in the future.

Negotiating Diffie-Hellman groups presents some special challenges. SA offers include proposed attributes and a Diffie-Hellman public number (KE) in the same message. If in the initial exchange the

initiator offers to use one of several Diffie-Hellman groups, it SHOULD pick the one the responder is most likely to accept and include a KE corresponding to that group. If the guess turns out to be wrong, the responder will indicate the correct group in the response and the initiator SHOULD pick an element of that group for its KE value when retrying the first message. It SHOULD, however, continue to propose its full supported set of groups in order to prevent a man-in-the-middle downgrade attack.

3.4. Key Exchange Payload

The Key Exchange Payload, denoted KE in this memo, is used to exchange Diffie-Hellman public numbers as part of a Diffie-Hellman key exchange. The Key Exchange Payload consists of the IKE generic payload header followed by the Diffie-Hellman public value itself.

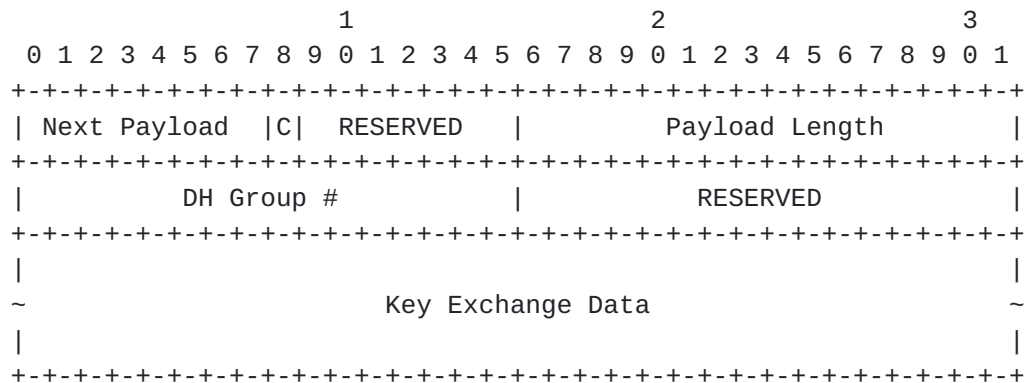


Figure 10: Key Exchange Payload Format

A key exchange payload is constructed by copying one's Diffie-Hellman public value into the "Key Exchange Data" portion of the payload. The length of the Diffie-Hellman public value MUST be equal to the length of the prime modulus over which the exponentiation was performed, prepending zero bits to the value if necessary.

The DH Group # identifies the Diffie-Hellman group in which the Key Exchange Data was computed (see [Section 3.3.2](#)). This Group # MUST match a DH Group specified in a proposal in the SA payload that is sent in the same message, and SHOULD match the DH group in the first group in the first proposal, if such exists. If none of the proposals in that SA payload specifies a DH Group, the KE payload MUST NOT be present. If the selected proposal uses a different Diffie-Hellman group (other than NONE), the message MUST be rejected with a Notify payload of type INVALID_KEY_PAYLOAD.

The payload type for the Key Exchange payload is thirty four (34).

3.5. Identification Payloads

The Identification Payloads, denoted IDi and IDr in this memo, allow peers to assert an identity to one another. This identity may be used for policy lookup, but does not necessarily have to match anything in the CERT payload; both fields may be used by an implementation to perform access control decisions. {{ Clarif-7.1 }} When using the ID_IPV4_ADDR/ID_IPV6_ADDR identity types in IDi/IDr payloads, IKEv2 does not require this address to match the address in the IP header of IKEv2 packets, or anything in the TSi/TSr payloads. The contents of IDi/IDr is used purely to fetch the policy and authentication data related to the other party.

NOTE: In IKEv1, two ID payloads were used in each direction to hold Traffic Selector (TS) information for data passing over the SA. In IKEv2, this information is carried in TS payloads (see [Section 3.13](#)).

The Identification Payload consists of the IKE generic payload header followed by identification fields as follows:

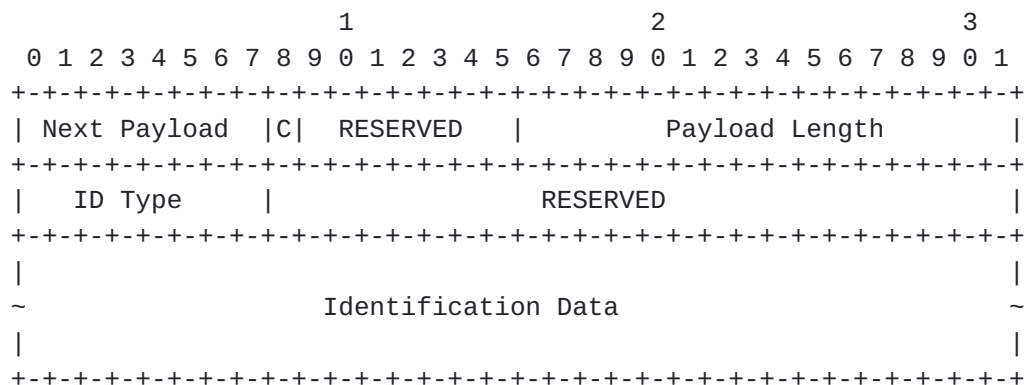


Figure 11: Identification Payload Format

- o ID Type (1 octet) - Specifies the type of Identification being used.
- o RESERVED - MUST be sent as zero; MUST be ignored on receipt.
- o Identification Data (variable length) - Value, as indicated by the Identification Type. The length of the Identification Data is computed from the size in the ID payload header.

The payload types for the Identification Payload are thirty five (35) for IDi and thirty six (36) for IDr.

The following table lists the assigned values for the Identification Type field:

ID Type	Value

RESERVED	0
ID_IPV4_ADDR	1
A single four (4) octet IPv4 address.	
ID_FQDN	2
A fully-qualified domain name string. An example of a ID_FQDN is, "example.com". The string MUST not contain any terminators (e.g., NULL, CR, etc.). All characters in the ID_FQDN are ASCII; for an "internationalized domain name", the syntax is as defined in [IDNA], for example "xn--tmonesimerkki-bfbb.example.net".	
ID_RFC822_ADDR	3
A fully-qualified RFC822 email address string, An example of a ID_RFC822_ADDR is, "jsmith@example.com". The string MUST not contain any terminators. Because of [EAI], implementations would be wise to treat this field as UTF-8 encoded text, not as pure ASCII.	
RESERVED TO IANA	4
ID_IPV6_ADDR	5
A single sixteen (16) octet IPv6 address.	
RESERVED TO IANA	6 - 8
ID_DER_ASN1_DN	9
The binary Distinguished Encoding Rules (DER) encoding of an ASN.1 X.500 Distinguished Name [X.501].	
ID_DER_ASN1_GN	10
The binary DER encoding of an ASN.1 X.500 GeneralName [X.509].	
ID_KEY_ID	11
An opaque octet stream which may be used to pass vendor-specific information necessary to do certain proprietary types of identification.	
RESERVED TO IANA	12-200
PRIVATE USE	201-255

Two implementations will interoperate only if each can generate a type of ID acceptable to the other. To assure maximum interoperability, implementations MUST be configurable to send at least one of ID_IPV4_ADDR, ID_FQDN, ID_RFC822_ADDR, or ID_KEY_ID, and

MUST be configurable to accept all of these types. Implementations SHOULD be capable of generating and accepting all of these types. IPv6-capable implementations MUST additionally be configurable to accept ID_IPV6_ADDR. IPv6-only implementations MAY be configurable to send only ID_IPV6_ADDR.

{{ Clarif-3.4 }} EAP [EAP] does not mandate the use of any particular type of identifier, but often EAP is used with Network Access Identifiers (NAIs) defined in [NAI]. Although NAIs look a bit like email addresses (e.g., "joe@example.com"), the syntax is not exactly the same as the syntax of email address in [MAILFORMAT]. For those NAIs that include the realm component, the ID_RFC822_ADDR identification type SHOULD be used. Responder implementations should not attempt to verify that the contents actually conform to the exact syntax given in [MAILFORMAT], but instead should accept any reasonable-looking NAI. For NAIs that do not include the realm component, the ID_KEY_ID identification type SHOULD be used.

3.6. Certificate Payload

The Certificate Payload, denoted CERT in this memo, provides a means to transport certificates or other authentication-related information via IKE. Certificate payloads SHOULD be included in an exchange if certificates are available to the sender unless the peer has indicated an ability to retrieve this information from elsewhere using an HTTP_CERT_LOOKUP_SUPPORTED Notify payload. Note that the term "Certificate Payload" is somewhat misleading, because not all authentication mechanisms use certificates and data other than certificates may be passed in this payload.

The Certificate Payload is defined as follows:

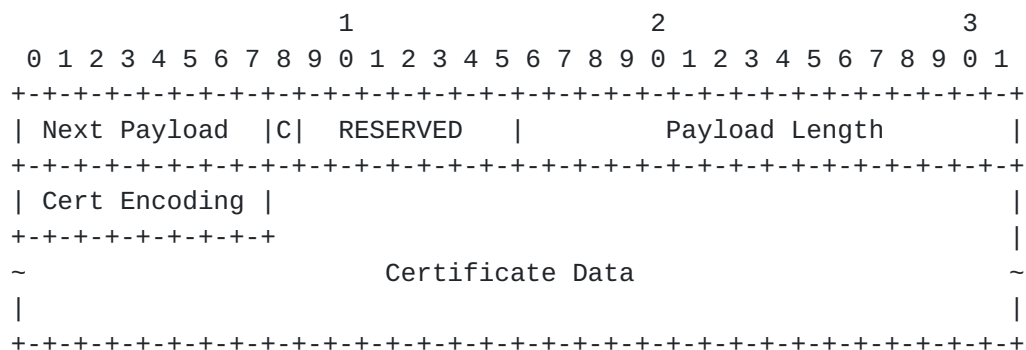


Figure 12: Certificate Payload Format

- o Certificate Encoding (1 octet) - This field indicates the type of certificate or certificate-related information contained in the Certificate Data field.

Certificate Encoding	Value	

RESERVED	0	
PKCS #7 wrapped X.509 certificate	1	UNSPECIFIED
PGP Certificate	2	UNSPECIFIED
DNS Signed Key	3	UNSPECIFIED
X.509 Certificate - Signature	4	
Kerberos Token	6	UNSPECIFIED
Certificate Revocation List (CRL)	7	
Authority Revocation List (ARL)	8	UNSPECIFIED
SPKI Certificate	9	UNSPECIFIED
X.509 Certificate - Attribute	10	UNSPECIFIED
Raw RSA Key	11	
Hash and URL of X.509 certificate	12	
Hash and URL of X.509 bundle	13	
RESERVED to IANA	14 - 200	
PRIVATE USE	201 - 255	

- o Certificate Data (variable length) - Actual encoding of certificate data. The type of certificate is indicated by the Certificate Encoding field.

The payload type for the Certificate Payload is thirty seven (37).

Specific syntax for some of the certificate type codes above is not defined in this document. The types whose syntax is defined in this document are:

- o X.509 Certificate - Signature (4) contains a DER encoded X.509 certificate whose public key is used to validate the sender's AUTH payload.
- o Certificate Revocation List (7) contains a DER encoded X.509 certificate revocation list.
- o {{ Added "DER-encoded RSAPublicKey structure" from Clarif-3.6 }}
Raw RSA Key (11) contains a PKCS #1 encoded RSA key, that is, a DER-encoded RSAPublicKey structure (see [[RSA](#)] and [[PKCS1](#)]).
- o Hash and URL encodings (12-13) allow IKE messages to remain short by replacing long data structures with a 20 octet SHA-1 hash (see [[SHA](#)]) of the replaced value followed by a variable-length URL that resolves to the DER encoded data structure itself. This improves efficiency when the endpoints have certificate data cached and makes IKE less subject to denial of service attacks that become easier to mount when IKE messages are large enough to require IP fragmentation [[DOSUDPPROT](#)].

Use the following ASN.1 definition for an X.509 bundle:

CertBundle

```
{ iso(1) identified-organization(3) dod(6) internet(1)
  security(5) mechanisms(5) pkix(7) id-mod(0)
  id-mod-cert-bundle(34) }
```

DEFINITIONS EXPLICIT TAGS ::=

BEGIN

IMPORTS

```
Certificate, CertificateList
FROM PKIX1Explicit88
{ iso(1) identified-organization(3) dod(6)
  internet(1) security(5) mechanisms(5) pkix(7)
  id-mod(0) id-pkix1-explicit(18) } ;
```

CertificateOrCRL ::= CHOICE {

```
  cert [0] Certificate,
  crl  [1] CertificateList }
```

CertificateBundle ::= SEQUENCE OF CertificateOrCRL

END

Implementations MUST be capable of being configured to send and accept up to four X.509 certificates in support of authentication, and also MUST be capable of being configured to send and accept the two Hash and URL formats (with HTTP URLs). Implementations SHOULD be capable of being configured to send and accept Raw RSA keys. If multiple certificates are sent, the first certificate MUST contain the public key used to sign the AUTH payload. The other certificates may be sent in any order.

3.7. Certificate Request Payload

The Certificate Request Payload, denoted CERTREQ in this memo, provides a means to request preferred certificates via IKE and can appear in the IKE_INIT_SA response and/or the IKE_AUTH request. Certificate Request payloads MAY be included in an exchange when the sender needs to get the certificate of the receiver. If multiple CAs are trusted and the certificate encoding does not allow a list, then multiple Certificate Request payloads would need to be transmitted.

The Certificate Request Payload is defined as follows:



Figure 13: Certificate Request Payload Format

- o Certificate Encoding (1 octet) - Contains an encoding of the type or format of certificate requested. Values are listed in [Section 3.6](#).
- o Certification Authority (variable length) - Contains an encoding of an acceptable certification authority for the type of certificate requested.

The payload type for the Certificate Request Payload is thirty eight (38).

The Certificate Encoding field has the same values as those defined in [Section 3.6](#). The Certification Authority field contains an indicator of trusted authorities for this certificate type. The Certification Authority value is a concatenated list of SHA-1 hashes of the public keys of trusted Certification Authorities (CAs). Each is encoded as the SHA-1 hash of the Subject Public Key Info element (see section 4.1.2.7 of [[PKIX](#)]) from each Trust Anchor certificate. The twenty-octet hashes are concatenated and included with no other formatting.

{{ Clarif-3.6 }} The contents of the "Certification Authority" field are defined only for X.509 certificates, which are types 4, 10, 12, and 13. Other values SHOULD NOT be used until standards-track specifications that specify their use are published.

Note that the term "Certificate Request" is somewhat misleading, in that values other than certificates are defined in a "Certificate" payload and requests for those values can be present in a Certificate Request Payload. The syntax of the Certificate Request payload in such cases is not defined in this document.

The Certificate Request Payload is processed by inspecting the "Cert Encoding" field to determine whether the processor has any certificates of this type. If so, the "Certification Authority"

field is inspected to determine if the processor has any certificates that can be validated up to one of the specified certification authorities. This can be a chain of certificates.

If an end-entity certificate exists that satisfies the criteria specified in the CERTREQ, a certificate or certificate chain SHOULD be sent back to the certificate requestor if the recipient of the CERTREQ:

- o is configured to use certificate authentication,
- o is allowed to send a CERT payload,
- o has matching CA trust policy governing the current negotiation, and
- o has at least one time-wise and usage appropriate end-entity certificate chaining to a CA provided in the CERTREQ.

Certificate revocation checking must be considered during the chaining process used to select a certificate. Note that even if two peers are configured to use two different CAs, cross-certification relationships should be supported by appropriate selection logic.

The intent is not to prevent communication through the strict adherence of selection of a certificate based on CERTREQ, when an alternate certificate could be selected by the sender that would still enable the recipient to successfully validate and trust it through trust conveyed by cross-certification, CRLs, or other out-of-band configured means. Thus, the processing of a CERTREQ should be seen as a suggestion for a certificate to select, not a mandated one. If no certificates exist, then the CERTREQ is ignored. This is not an error condition of the protocol. There may be cases where there is a preferred CA sent in the CERTREQ, but an alternate might be acceptable (perhaps after prompting a human operator).

{{ 3.10.1-16392 }} The HTTP_CERT_LOOKUP_SUPPORTED notification MAY be included in any message that can include a CERTREQ payload and indicates that the sender is capable of looking up certificates based on an HTTP-based URL (and hence presumably would prefer to receive certificate specifications in that format).

3.8. Authentication Payload

The Authentication Payload, denoted AUTH in this memo, contains data used for authentication purposes. The syntax of the Authentication data varies according to the Auth Method as specified below.

The Authentication Payload is defined as follows:



Figure 14: Authentication Payload Format

- o Auth Method (1 octet) - Specifies the method of authentication used. Values defined are:
 - * RSA Digital Signature (1) - Computed as specified in [Section 2.15](#) using an RSA private key with RSASSA-PKCS1-v1_5 signature scheme specified in [[PKCS1](#)] (implementors should note that IKEv1 used a different method for RSA signatures) {{ Clarif-3.3 }}. {{ Clarif-3.2 }} To promote interoperability, implementations that support this type SHOULD support signatures that use SHA-1 as the hash function and SHOULD use SHA-1 as the default hash function when generating signatures.
 - * Shared Key Message Integrity Code (2) - Computed as specified in [Section 2.15](#) using the shared key associated with the identity in the ID payload and the negotiated prf function
 - * DSS Digital Signature (3) - Computed as specified in [Section 2.15](#) using a DSS private key (see [[DSS](#)]) over a SHA-1 hash.
 - * The values 0 and 4-200 are reserved to IANA. The values 201-255 are available for private use.
- o Authentication Data (variable length) - see [Section 2.15](#).

The payload type for the Authentication Payload is thirty nine (39).

[3.9](#). Nonce Payload

The Nonce Payload, denoted N_i and N_r in this memo for the initiator's and responder's nonce respectively, contains random data used to guarantee liveness during an exchange and protect against replay

attacks.

The Nonce Payload is defined as follows:

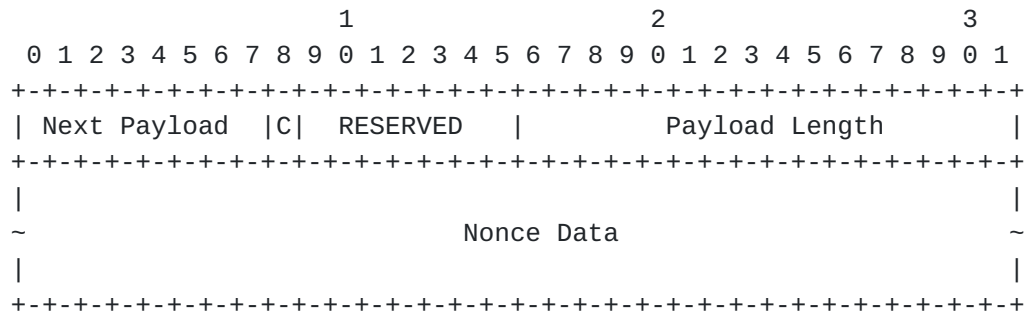


Figure 15: Nonce Payload Format

- o Nonce Data (variable length) - Contains the random data generated by the transmitting entity.

The payload type for the Nonce Payload is forty (40).

The size of a Nonce MUST be between 16 and 256 octets inclusive.
Nonce values MUST NOT be reused.

3.10. Notify Payload

The Notify Payload, denoted N in this document, is used to transmit informational data, such as error conditions and state transitions, to an IKE peer. A Notify Payload may appear in a response message (usually specifying why a request was rejected), in an INFORMATIONAL Exchange (to report an error not in an IKE request), or in any other message to indicate sender capabilities or to modify the meaning of the request.

The Notify Payload is defined as follows:

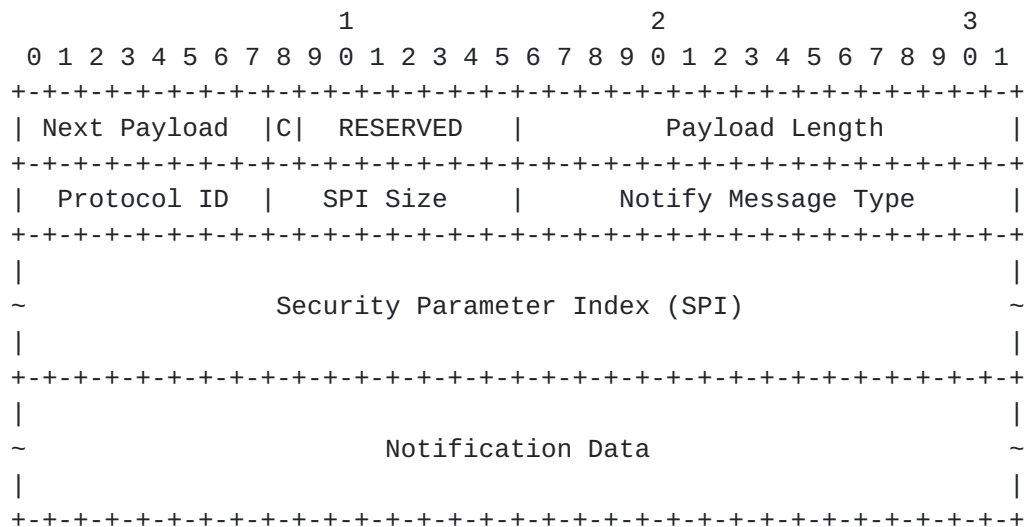


Figure 16: Notify Payload Format

- o Protocol ID (1 octet) - If this notification concerns an existing SA whose SPI is given the SPI field, this field indicates the type of that SA. For notifications concerning IPsec SAs this field MUST contain either (2) to indicate AH or (3) to indicate ESP. {{ Clarif-7.8 }} Of the notifications defined in this document, the SPI is included only with INVALID_SELECTORS and REKEY_SA. If the SPI field is empty, this field MUST be sent as zero and MUST be ignored on receipt. All other values for this field are reserved to IANA for future assignment.
- o SPI Size (1 octet) - Length in octets of the SPI as defined by the IPsec protocol ID or zero if no SPI is applicable. For a notification concerning the IKE SA, the SPI Size MUST be zero and the field must be empty.
- o Notify Message Type (2 octets) - Specifies the type of notification message.
- o SPI (variable length) - Security Parameter Index.
- o Notification Data (variable length) - Informational or error data transmitted in addition to the Notify Message Type. Values for this field are type specific (see below).

The payload type for the Notify Payload is forty one (41).

3.10.1. Notify Message Types

Notification information can be error messages specifying why an SA could not be established. It can also be status data that a process

managing an SA database wishes to communicate with a peer process. The table below lists the Notification messages and their corresponding values. The number of different error statuses was greatly reduced from IKEv1 both for simplification and to avoid giving configuration information to probers.

Types in the range 0 - 16383 are intended for reporting errors. An implementation receiving a Notify payload with one of these types that it does not recognize in a response MUST assume that the corresponding request has failed entirely. {{ Demoted the SHOULD }} Unrecognized error types in a request and status types in a request or response MUST be ignored, and they should be logged.

Notify payloads with status types MAY be added to any message and MUST be ignored if not recognized. They are intended to indicate capabilities, and as part of SA negotiation are used to negotiate non-cryptographic parameters.

NOTIFY messages: error types	Value

RESERVED	0
UNSUPPORTED_CRITICAL_PAYLOAD See Section 2.5 .	1
INVALID_IKE_SPI See Section 2.21 .	4
INVALID_MAJOR_VERSION See Section 2.5 .	5
INVALID_SYNTAX	7
Indicates the IKE message that was received was invalid because some type, length, or value was out of range or because the request was rejected for policy reasons. To avoid a denial of service attack using forged messages, this status may only be returned for and in an encrypted packet if the message ID and cryptographic checksum were valid. To avoid leaking information to someone probing a node, this status MUST be sent in response to any error not covered by one of the other status types. {{ Demoted the SHOULD }} To aid debugging, more detailed error information should be written to a console or log.	
INVALID_MESSAGE_ID See Section 2.3 .	9
INVALID_SPI	11

See [Section 1.5](#).

NO_PROPOSAL_CHOSEN	14
None of the proposed crypto suites was acceptable. This can be sent in any case where the offered proposal (including but not limited to SA payload values, USE_TRANSPORT_MODE notify, IPCOMP_SUPPORTED notify) are not acceptable for the responder. This can also be used as "generic" Child SA error when Child SA cannot be created for some other reason. See also Section 2.7 .	
INVALID_KEY_PAYLOAD	17
See Section 1.3 .	
AUTHENTICATION_FAILED	24
Sent in the response to an IKE_AUTH message when for some reason the authentication failed. There is no associated data.	
SINGLE_PAIR_REQUIRED	34
See Section 2.9 .	
NO_ADDITIONAL_SAS	35
See Section 1.3 .	
INTERNAL_ADDRESS_FAILURE	36
See Section 3.15.4 .	
FAILED_CP_REQUIRED	37
See Section 2.19 .	
TS_UNACCEPTABLE	38
See Section 2.9 .	
INVALID_SELECTORS	39
MAY be sent in an IKE INFORMATIONAL exchange when a node receives an ESP or AH packet whose selectors do not match those of the SA on which it was delivered (and that caused the packet to be dropped). The Notification Data contains the start of the offending packet (as in ICMP messages) and the SPI field of the notification is set to match the SPI of the IPsec SA.	
RESERVED TO IANA	40-8191
PRIVATE USE	8192-16383

NOTIFY messages: status types	Value

INITIAL_CONTACT See Section 2.4 .	16384
SET_WINDOW_SIZE See Section 2.3 .	16385
ADDITIONAL_TS_POSSIBLE See Section 2.9 .	16386
IPCOMP_SUPPORTED See Section 2.22 .	16387
NAT_DETECTION_SOURCE_IP See Section 2.23 .	16388
NAT_DETECTION_DESTINATION_IP See Section 2.23 .	16389
COOKIE See Section 2.6 .	16390
USE_TRANSPORT_MODE See Section 1.3.1 .	16391
HTTP_CERT_LOOKUP_SUPPORTED See Section 3.6 .	16392
REKEY_SA See Section 1.3.3 .	16393
ESP_TFC_PADDING_NOT_SUPPORTED See Section 1.3.1 .	16394
NON_FIRST_FRAGMENTS_ALSO See Section 1.3.1 .	16395
RESERVED TO IANA	16396-40959
PRIVATE USE	40960-65535

[3.11](#). Delete Payload

The Delete Payload, denoted D in this memo, contains a protocol specific security association identifier that the sender has removed from its security association database and is, therefore, no longer

valid. Figure 17 shows the format of the Delete Payload. It is possible to send multiple SPIs in a Delete payload; however, each SPI MUST be for the same protocol. Mixing of protocol identifiers MUST NOT be performed in the Delete payload. It is permitted, however, to include multiple Delete payloads in a single INFORMATIONAL exchange where each Delete payload lists SPIs for a different protocol.

Deletion of the IKE SA is indicated by a protocol ID of 1 (IKE) but no SPIs. Deletion of a Child SA, such as ESP or AH, will contain the IPsec protocol ID of that protocol (2 for AH, 3 for ESP), and the SPI is the SPI the sending endpoint would expect in inbound ESP or AH packets.

The Delete Payload is defined as follows:

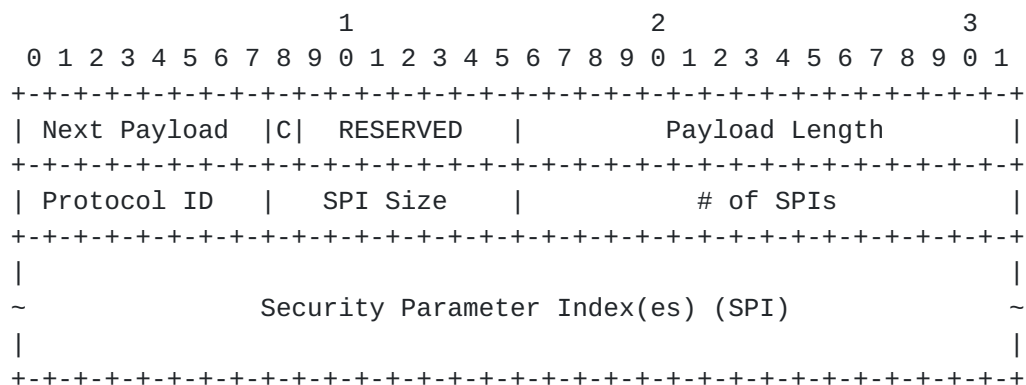


Figure 17: Delete Payload Format

- o Protocol ID (1 octet) - Must be 1 for an IKE SA, 2 for AH, or 3 for ESP.
- o SPI Size (1 octet) - Length in octets of the SPI as defined by the protocol ID. It MUST be zero for IKE (SPI is in message header) or four for AH and ESP.
- o # of SPIs (2 octets) - The number of SPIs contained in the Delete payload. The size of each SPI is defined by the SPI Size field.
- o Security Parameter Index(es) (variable length) - Identifies the specific security association(s) to delete. The length of this field is determined by the SPI Size and # of SPIs fields.

The payload type for the Delete Payload is forty two (42).

3.12. Vendor ID Payload

The Vendor ID Payload, denoted V in this memo, contains a vendor defined constant. The constant is used by vendors to identify and recognize remote instances of their implementations. This mechanism allows a vendor to experiment with new features while maintaining backward compatibility.

A Vendor ID payload MAY announce that the sender is capable of accepting certain extensions to the protocol, or it MAY simply identify the implementation as an aid in debugging. A Vendor ID payload MUST NOT change the interpretation of any information defined in this specification (i.e., the critical bit MUST be set to 0). Multiple Vendor ID payloads MAY be sent. An implementation is NOT REQUIRED to send any Vendor ID payload at all.

A Vendor ID payload may be sent as part of any message. Reception of a familiar Vendor ID payload allows an implementation to make use of Private USE numbers described throughout this memo-- private payloads, private exchanges, private notifications, etc. Unfamiliar Vendor IDs MUST be ignored.

Writers of Internet-Drafts who wish to extend this protocol MUST define a Vendor ID payload to announce the ability to implement the extension in the Internet-Draft. It is expected that Internet-Drafts that gain acceptance and are standardized will be given "magic numbers" out of the Future Use range by IANA, and the requirement to use a Vendor ID will go away.

The Vendor ID Payload fields are defined as follows:




Figure 18: Vendor ID Payload Format

- o Vendor ID (variable length) - It is the responsibility of the person choosing the Vendor ID to assure its uniqueness in spite of the absence of any central registry for IDs. Good practice is to include a company name, a person name, or some such. If you want to show off, you might include the latitude and longitude and time

where you were when you chose the ID and some random input. A message digest of a long unique string is preferable to the long unique string itself.

The payload type for the Vendor ID Payload is forty three (43).

3.13. Traffic Selector Payload

The Traffic Selector Payload, denoted TS in this memo, allows peers to identify packet flows for processing by IPsec security services. The Traffic Selector Payload consists of the IKE generic payload header followed by individual traffic selectors as follows:

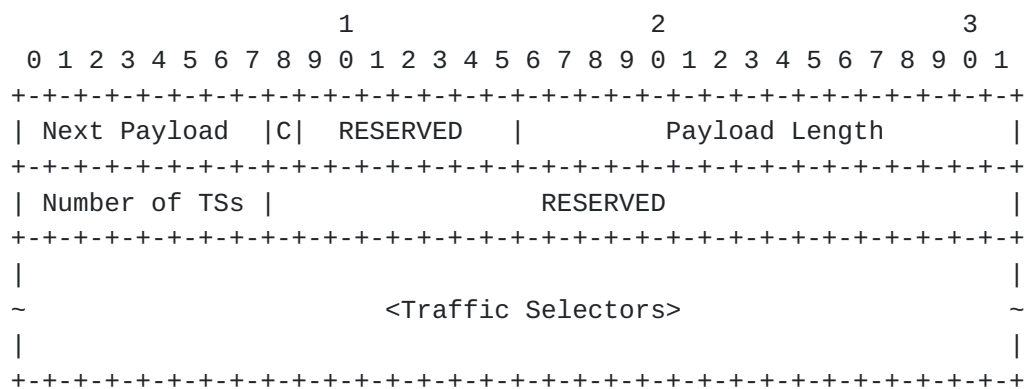


Figure 19: Traffic Selectors Payload Format

- o Number of TSs (1 octet) - Number of traffic selectors being provided.
- o RESERVED - This field MUST be sent as zero and MUST be ignored on receipt.
- o Traffic Selectors (variable length) - One or more individual traffic selectors.

The length of the Traffic Selector payload includes the TS header and all the traffic selectors.

The payload type for the Traffic Selector payload is forty four (44) for addresses at the initiator's end of the SA and forty five (45) for addresses at the responder's end.

{{ Clarif-4.7 }} There is no requirement that TSi and TSr contain the same number of individual traffic selectors. Thus, they are interpreted as follows: a packet matches a given TSi/TSr if it matches at least one of the individual selectors in TSi, and at least one of the individual selectors in TSr.

For instance, the following traffic selectors:

```
TSi = ((17, 100, 192.0.1.66-192.0.1.66),
       (17, 200, 192.0.1.66-192.0.1.66))
TSr = ((17, 300, 0.0.0.0-255.255.255.255),
       (17, 400, 0.0.0.0-255.255.255.255))
```

would match UDP packets from 192.0.1.66 to anywhere, with any of the four combinations of source/destination ports (100,300), (100,400), (200,300), and (200, 400).

Thus, some types of policies may require several Child SA pairs. For instance, a policy matching only source/destination ports (100,300) and (200,400), but not the other two combinations, cannot be negotiated as a single Child SA pair.

3.13.1. Traffic Selector

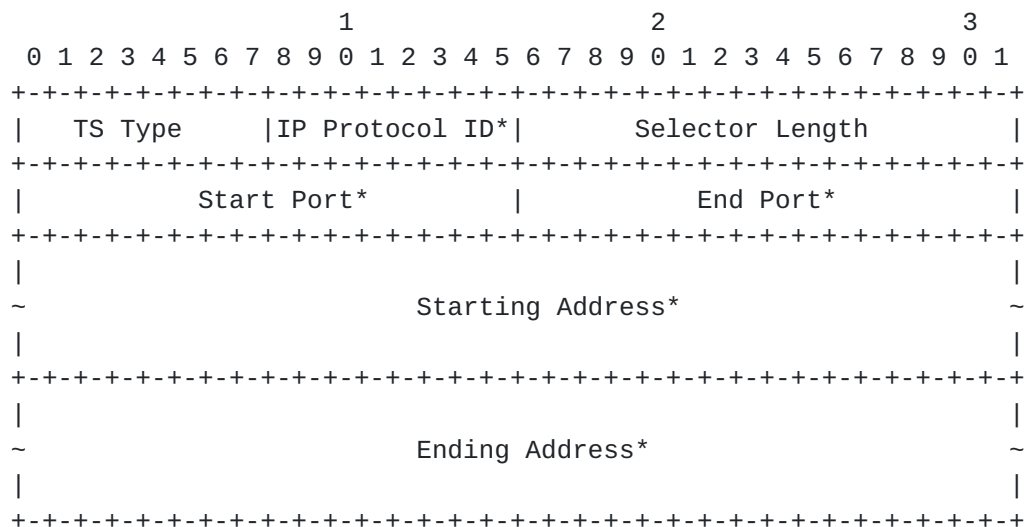


Figure 20: Traffic Selector

*Note: All fields other than TS Type and Selector Length depend on the TS Type. The fields shown are for TS Types 7 and 8, the only two values currently defined.

- o TS Type (one octet) - Specifies the type of traffic selector.
- o IP protocol ID (1 octet) - Value specifying an associated IP protocol ID (e.g., UDP/TCP/ICMP). A value of zero means that the protocol ID is not relevant to this traffic selector-- the SA can carry all protocols.

- o Selector Length - Specifies the length of this Traffic Selector Substructure including the header.
- o Start Port (2 octets) - Value specifying the smallest port number allowed by this Traffic Selector. For protocols for which port is undefined (including protocol 0), or if all ports are allowed, this field MUST be zero. For the ICMP protocol, the two one-octet fields Type and Code are treated as a single 16-bit integer (with Type in the most significant eight bits and Code in the least significant eight bits) port number for the purposes of filtering based on this field.
- o End Port (2 octets) - Value specifying the largest port number allowed by this Traffic Selector. For protocols for which port is undefined (including protocol 0), or if all ports are allowed, this field MUST be 65535. For the ICMP protocol, the two one-octet fields Type and Code are treated as a single 16-bit integer (with Type in the most significant eight bits and Code in the least significant eight bits) port number for the purposes of filtering based on this field.
- o Starting Address - The smallest address included in this Traffic Selector (length determined by TS type).
- o Ending Address - The largest address included in this Traffic Selector (length determined by TS type).

Systems that are complying with [[IPSECARCH](#)] that wish to indicate "ANY" ports MUST set the start port to 0 and the end port to 65535; note that according to [[IPSECARCH](#)], "ANY" includes "OPAQUE". Systems working with [[IPSECARCH](#)] that wish to indicate "OPAQUE" ports, but not "ANY" ports, MUST set the start port to 65535 and the end port to 0.

{{ Added from Clarif-4.8 }} The traffic selector types 7 and 8 can also refer to ICMP type and code fields. Note, however, that ICMP packets do not have separate source and destination port fields. The method for specifying the traffic selectors for ICMP is shown by example in Section 4.4.1.3 of [[IPSECARCH](#)].

{{ Added from Clarif-4.9 }} Traffic selectors can use IP Protocol ID 135 to match the IPv6 mobility header [[MIPv6](#)]. This document does not specify how to represent the "MH Type" field in traffic selectors, although it is likely that a different document will specify this in the future. Note that [[IPSECARCH](#)] says that the IPv6 mobility header (MH) message type is placed in the most significant eight bits of the 16-bit local port selector. The direction semantics of TS_i/TS_r port fields are the same as for ICMP.

The following table lists the assigned values for the Traffic Selector Type field and the corresponding Address Selector Data.

TS Type	Value

RESERVED	0-6
TS_IPV4_ADDR_RANGE	7
A range of IPv4 addresses, represented by two four-octet values. The first value is the beginning IPv4 address (inclusive) and the second value is the ending IPv4 address (inclusive). All addresses falling between the two specified addresses are considered to be within the list.	
TS_IPV6_ADDR_RANGE	8
A range of IPv6 addresses, represented by two sixteen-octet values. The first value is the beginning IPv6 address (inclusive) and the second value is the ending IPv6 address (inclusive). All addresses falling between the two specified addresses are considered to be within the list.	
RESERVED TO IANA	9-240
PRIVATE USE	241-255

3.14. Encrypted Payload

The Encrypted Payload, denoted SK{...} or E in this memo, contains other payloads in encrypted form. The Encrypted Payload, if present in a message, **MUST** be the last payload in the message. Often, it is the only payload in the message.

The algorithms for encryption and integrity protection are negotiated during IKE SA setup, and the keys are computed as specified in [Section 2.14](#) and [Section 2.18](#).

This document specifies the cryptographic processing of Encrypted payloads using a block cipher in CBC mode and an integrity check algorithm that computes a fixed-length checksum over a variable size message. The design is modeled after the ESP algorithms described in RFCs 2104 [[HMAC](#)], 4303 [[ESP](#)], and 2451 [[ESPCBC](#)]. This document completely specifies the cryptographic processing of IKE data, but those documents should be consulted for design rationale. Future documents may specify the processing of Encrypted payloads for other types of transforms, such as counter mode encryption and authenticated encryption algorithms. Peers **MUST NOT** negotiate transforms for which no such specification exists.

The payload type for an Encrypted payload is forty six (46). The Encrypted Payload consists of the IKE generic payload header followed by individual fields as follows:

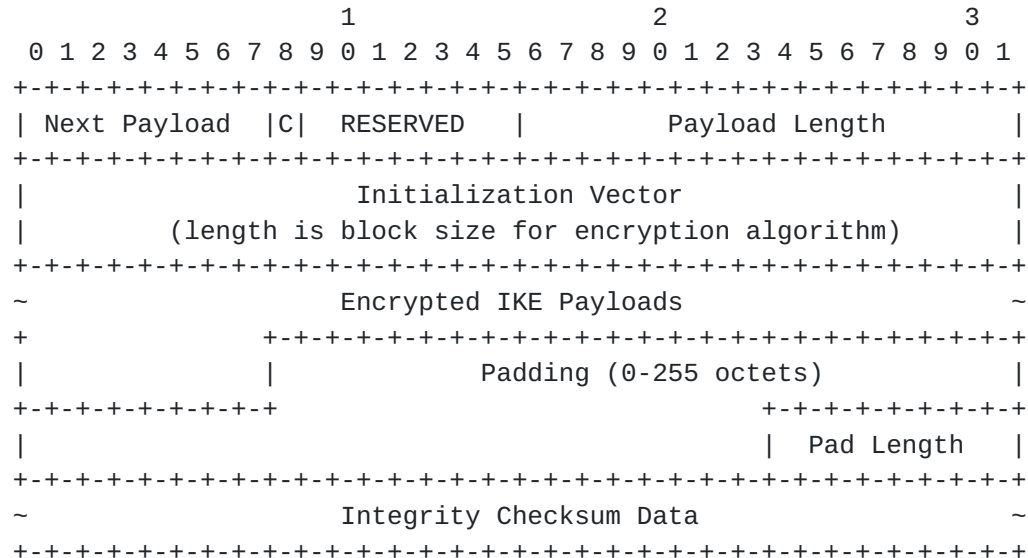


Figure 21: Encrypted Payload Format

- o Next Payload - The payload type of the first embedded payload. Note that this is an exception in the standard header format, since the Encrypted payload is the last payload in the message and therefore the Next Payload field would normally be zero. But because the content of this payload is embedded payloads and there was no natural place to put the type of the first one, that type is placed here.
- o Payload Length - Includes the lengths of the header, IV, Encrypted IKE Payloads, Padding, Pad Length, and Integrity Checksum Data.
- o Initialization Vector - For CBC mode ciphers, the length of the initialization vector (IV) is equal to the block length of the underlying encryption algorithm. Senders MUST select a new unpredictable IV for every message; recipients MUST accept any value. The reader is encouraged to consult [\[MODES\]](#) for advice on IV generation. In particular, using the final ciphertext block of the previous message is not considered unpredictable. For modes other than CBC, the IV format and processing is specified in the document specifying the encryption algorithm and mode.
- o IKE Payloads are as specified earlier in this section. This field is encrypted with the negotiated cipher.

- o Padding MAY contain any value chosen by the sender, and MUST have a length that makes the combination of the Payloads, the Padding, and the Pad Length to be a multiple of the encryption block size. This field is encrypted with the negotiated cipher.
- o Pad Length is the length of the Padding field. The sender SHOULD set the Pad Length to the minimum value that makes the combination of the Payloads, the Padding, and the Pad Length a multiple of the block size, but the recipient MUST accept any length that results in proper alignment. This field is encrypted with the negotiated cipher.
- o Integrity Checksum Data is the cryptographic checksum of the entire message starting with the Fixed IKE Header through the Pad Length. The checksum MUST be computed over the encrypted message. Its length is determined by the integrity algorithm negotiated.

3.15. Configuration Payload

The Configuration payload, denoted CP in this document, is used to exchange configuration information between IKE peers. The exchange is for an IRAC to request an internal IP address from an IRAS and to exchange other information of the sort that one would acquire with Dynamic Host Configuration Protocol (DHCP) if the IRAC were directly connected to a LAN.

The Configuration Payload is defined as follows:

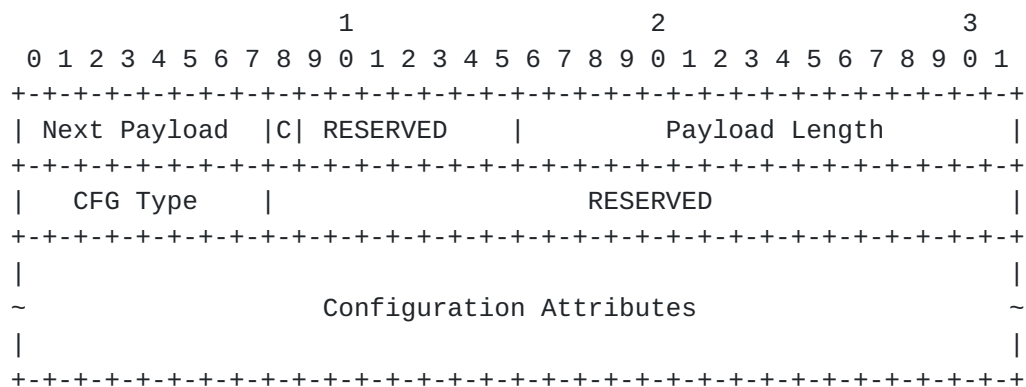


Figure 22: Configuration Payload Format

The payload type for the Configuration Payload is forty seven (47).

- o CFG Type (1 octet) - The type of exchange represented by the Configuration Attributes.

CFG Type	Value
-----	-----
RESERVED	0
CFG_REQUEST	1
CFG_REPLY	2
CFG_SET	3
CFG_ACK	4
RESERVED TO IANA	5-127
PRIVATE USE	128-255

- o RESERVED (3 octets) - MUST be sent as zero; MUST be ignored on receipt.
- o Configuration Attributes (variable length) - These are type length values specific to the Configuration Payload and are defined below. There may be zero or more Configuration Attributes in this payload.

[3.15.1.](#) Configuration Attributes

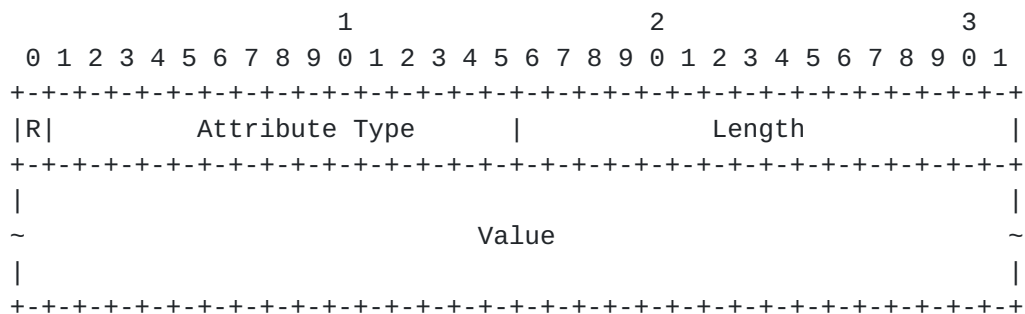


Figure 23: Configuration Attribute Format

- o Reserved (1 bit) - This bit MUST be set to zero and MUST be ignored on receipt.
- o Attribute Type (15 bits) - A unique identifier for each of the Configuration Attribute Types.
- o Length (2 octets) - Length in octets of Value.
- o Value (0 or more octets) - The variable-length value of this Configuration Attribute. The following attribute types have been defined:

Attribute Type	Value	Multi-Valued	Length
RESERVED	0		
INTERNAL_IP4_ADDRESS	1	YES*	0 or 4 octets
INTERNAL_IP4_NETMASK	2	NO	0 or 4 octets
INTERNAL_IP4_DNS	3	YES	0 or 4 octets
INTERNAL_IP4_NBNS	4	YES	0 or 4 octets
RESERVED	5		
INTERNAL_IP4_DHCP	6	YES	0 or 4 octets
APPLICATION_VERSION	7	NO	0 or more
INTERNAL_IP6_ADDRESS	8	YES*	0 or 17 octets
RESERVED	9		
INTERNAL_IP6_DNS	10	YES	0 or 16 octets
INTERNAL_IP6_NBNS	11	YES	0 or 16 octets
INTERNAL_IP6_DHCP	12	YES	0 or 16 octets
INTERNAL_IP4_SUBNET	13	YES	0 or 8 octets
SUPPORTED_ATTRIBUTES	14	NO	Multiple of 2
INTERNAL_IP6_SUBNET	15	YES	17 octets
RESERVED TO IANA	16-16383		
PRIVATE USE	16384-32767		

* These attributes may be multi-valued on return only if multiple values were requested.

- o INTERNAL_IP4_ADDRESS, INTERNAL_IP6_ADDRESS - An address on the internal network, sometimes called a red node address or private address and MAY be a private address on the Internet. {{ Clarif-6.2}} In a request message, the address specified is a requested address (or a zero-length address if no specific address is requested). If a specific address is requested, it likely indicates that a previous connection existed with this address and the requestor would like to reuse that address. With IPv6, a requestor MAY supply the low-order address octets it wants to use. Multiple internal addresses MAY be requested by requesting multiple internal address attributes. The responder MAY only send up to the number of addresses requested. The INTERNAL_IP6_ADDRESS is made up of two fields: the first is a 16-octet IPv6 address, and the second is a one-octet prefix-length as defined in [\[ADDRIPv6\]](#). The requested address is valid until there are no IKE SAs between the peers. This is described in more detail in [Section 3.15.3](#).
- o INTERNAL_IP4_NETMASK - The internal network's netmask. Only one netmask is allowed in the request and reply messages (e.g., 255.255.255.0), and it MUST be used only with an INTERNAL_IP4_ADDRESS attribute. {{ Clarif-6.4 }} INTERNAL_IP4_NETMASK in a CFG_REPLY means roughly the same thing

as INTERNAL_IP4_SUBNET containing the same information ("send traffic to these addresses through me"), but also implies a link boundary. For instance, the client could use its own address and the netmask to calculate the broadcast address of the link. An empty INTERNAL_IP4_NETMASK attribute can be included in a CFG_REQUEST to request this information (although the gateway can send the information even when not requested). Non-empty values for this attribute in a CFG_REQUEST do not make sense and thus MUST NOT be included.

- o INTERNAL_IP4_DNS, INTERNAL_IP6_DNS - Specifies an address of a DNS server within the network. Multiple DNS servers MAY be requested. The responder MAY respond with zero or more DNS server attributes.
- o INTERNAL_IP4_NBNS - Specifies an address of a NetBios Name Server (WINS) within the network. Multiple NBNS servers MAY be requested. The responder MAY respond with zero or more NBNS server attributes.
- o INTERNAL_IP6_NBNS - {{ Clarif-6.6 }} NetBIOS is not defined for IPv6; therefore, INTERNAL_IP6_NBNS is also unspecified and is only retained for compatibility with [RFC 4306](#).
- o INTERNAL_IP4_DHCP, INTERNAL_IP6_DHCP - Instructs the host to send any internal DHCP requests to the address contained within the attribute. Multiple DHCP servers MAY be requested. The responder MAY respond with zero or more DHCP server attributes.
- o APPLICATION_VERSION - The version or application information of the IPsec host. This is a string of printable ASCII characters that is NOT null terminated.
- o INTERNAL_IP4_SUBNET - The protected sub-networks that this edge-device protects. This attribute is made up of two fields: the first being an IP address and the second being a netmask. Multiple sub-networks MAY be requested. The responder MAY respond with zero or more sub-network attributes. This is discussed in more detail in [Section 3.15.2](#).
- o SUPPORTED_ATTRIBUTES - When used within a Request, this attribute MUST be zero-length and specifies a query to the responder to reply back with all of the attributes that it supports. The response contains an attribute that contains a set of attribute identifiers each in 2 octets. The length divided by 2 (octets) would state the number of supported attributes contained in the response.

- o INTERNAL_IP6_SUBNET - The protected sub-networks that this edge-device protects. This attribute is made up of two fields: the first is a 16-octet IPv6 address, and the second is a one-octet prefix-length as defined in [ADDRIPv6]. Multiple sub-networks MAY be requested. The responder MAY respond with zero or more sub-network attributes. This is discussed in more detail in [Section 3.15.2](#).

Note that no recommendations are made in this document as to how an implementation actually figures out what information to send in a reply. That is, we do not recommend any specific method of an IRAS determining which DNS server should be returned to a requesting IRAC.

3.15.2. Meaning of INTERNAL_IP4_SUBNET/INTERNAL_IP6_SUBNET

{{ Section added based on Clarif-6.3 }}

INTERNAL_IP4/6_SUBNET attributes can indicate additional subnets, ones that need one or more separate SAs, that can be reached through the gateway that announces the attributes. INTERNAL_IP4/6_SUBNET attributes may also express the gateway's policy about what traffic should be sent through the gateway; the client can choose whether other traffic (covered by TSr, but not in INTERNAL_IP4/6_SUBNET) is sent through the gateway or directly to the destination. Thus, traffic to the addresses listed in the INTERNAL_IP4/6_SUBNET attributes should be sent through the gateway that announces the attributes. If there are no existing IPsec SAs whose traffic selectors cover the address in question, new SAs need to be created.

For instance, if there are two subnets, 192.0.1.0/26 and 192.0.2.0/24, and the client's request contains the following:

```
CP(CFG_REQUEST) =  
  INTERNAL_IP4_ADDRESS()  
TSi = (0, 0-65535, 0.0.0.0-255.255.255.255)  
TSr = (0, 0-65535, 0.0.0.0-255.255.255.255)
```

then a valid response could be the following (in which TSr and INTERNAL_IP4_SUBNET contain the same information):

```
CP(CFG_REPLY) =  
  INTERNAL_IP4_ADDRESS(192.0.1.234)  
  INTERNAL_IP4_SUBNET(192.0.1.0/255.255.255.192)  
  INTERNAL_IP4_SUBNET(192.0.2.0/255.255.255.0)  
TSi = (0, 0-65535, 192.0.1.234-192.0.1.234)  
TSr = ((0, 0-65535, 192.0.1.0-192.0.1.63),  
      (0, 0-65535, 192.0.2.0-192.0.2.255))
```


In these cases, the INTERNAL_IP4_SUBNET does not really carry any useful information.

A different possible reply would have been this:

```
CP(CFG_REPLY) =  
  INTERNAL_IP4_ADDRESS(192.0.1.234)  
  INTERNAL_IP4_SUBNET(192.0.1.0/255.255.255.192)  
  INTERNAL_IP4_SUBNET(192.0.2.0/255.255.255.0)  
TSi = (0, 0-65535, 192.0.1.234-192.0.1.234)  
TSr = (0, 0-65535, 0.0.0.0-255.255.255.255)
```

That reply would mean that the client can send all its traffic through the gateway, but the gateway does not mind if the client sends traffic not included by INTERNAL_IP4_SUBNET directly to the destination (without going through the gateway).

A different situation arises if the gateway has a policy that requires the traffic for the two subnets to be carried in separate SAs. Then a response like this would indicate to the client that if it wants access to the second subnet, it needs to create a separate SA:

```
CP(CFG_REPLY) =  
  INTERNAL_IP4_ADDRESS(192.0.1.234)  
  INTERNAL_IP4_SUBNET(192.0.1.0/255.255.255.192)  
  INTERNAL_IP4_SUBNET(192.0.2.0/255.255.255.0)  
TSi = (0, 0-65535, 192.0.1.234-192.0.1.234)  
TSr = (0, 0-65535, 192.0.1.0-192.0.1.63)
```

INTERNAL_IP4_SUBNET can also be useful if the client's TSr included only part of the address space. For instance, if the client requests the following:

```
CP(CFG_REQUEST) =  
  INTERNAL_IP4_ADDRESS()  
TSi = (0, 0-65535, 0.0.0.0-255.255.255.255)  
TSr = (0, 0-65535, 192.0.2.155-192.0.2.155)
```

then the gateway's reply might be:

```
CP(CFG_REPLY) =  
  INTERNAL_IP4_ADDRESS(192.0.1.234)  
  INTERNAL_IP4_SUBNET(192.0.1.0/255.255.255.192)  
  INTERNAL_IP4_SUBNET(192.0.2.0/255.255.255.0)  
TSi = (0, 0-65535, 192.0.1.234-192.0.1.234)  
TSr = (0, 0-65535, 192.0.2.155-192.0.2.155)
```


Because the meaning of INTERNAL_IP4_SUBNET/INTERNAL_IP6_SUBNET is in CFG_REQUESTs is unclear, they cannot be used reliably in CFG_REQUESTs.

3.15.3. Configuration payloads for IPv6

{{ Added this section from Clarif-6.5 }}

The configuration payloads for IPv6 are based on the corresponding IPv4 payloads, and do not fully follow the "normal IPv6 way of doing things". In particular, IPv6 stateless autoconfiguration or router advertisement messages are not used; neither is neighbor discovery.

A client can be assigned an IPv6 address using the INTERNAL_IP6_ADDRESS configuration payload. A minimal exchange might look like this:

```
CP(CFG_REQUEST) =
  INTERNAL_IP6_ADDRESS()
  INTERNAL_IP6_DNS()
TSi = (0, 0-65535, :: - FFFF:FFFF:FFFF:FFFF:FFFF:FFFF:FFFF:FFFF)
TSr = (0, 0-65535, :: - FFFF:FFFF:FFFF:FFFF:FFFF:FFFF:FFFF:FFFF)

CP(CFG_REPLY) =
  INTERNAL_IP6_ADDRESS(2001:DB8:0:1:2:3:4:5/64)
  INTERNAL_IP6_DNS(2001:DB8:99:88:77:66:55:44)
TSi = (0, 0-65535, 2001:DB8:0:1:2:3:4:5 - 2001:DB8:0:1:2:3:4:5)
TSr = (0, 0-65535, :: - FFFF:FFFF:FFFF:FFFF:FFFF:FFFF:FFFF:FFFF)
```

The client MAY send a non-empty INTERNAL_IP6_ADDRESS attribute in the CFG_REQUEST to request a specific address or interface identifier. The gateway first checks if the specified address is acceptable, and if it is, returns that one. If the address was not acceptable, the gateway attempts to use the interface identifier with some other prefix; if even that fails, the gateway selects another interface identifier.

The INTERNAL_IP6_ADDRESS attribute also contains a prefix length field. When used in a CFG_REPLY, this corresponds to the INTERNAL_IP4_NETMASK attribute in the IPv4 case.

Although this approach to configuring IPv6 addresses is reasonably simple, it has some limitations. IPsec tunnels configured using IKEv2 are not fully-featured "interfaces" in the IPv6 addressing architecture sense [[IPV6ADDR](#)]. In particular, they do not necessarily have link-local addresses, and this may complicate the use of protocols that assume them, such as [[MLDV2](#)].

3.15.4. Address Assignment Failures

{{ Added this section from Clarif-6.8 }}

If the responder encounters an error while attempting to assign an IP address to the initiator during the processing of a Configuration Payload, it responds with an `INTERNAL_ADDRESS_FAILURE` notification. The IKE SA is still created even if the initial Child SA cannot be created because of this failure. {{ 3.10.1-36 }} If this error is generated within an `IKE_AUTH` exchange, no Child SA will be created. However, there are some more complex error cases.

If the responder does not support configuration payloads at all, it can simply ignore all configuration payloads. This type of implementation never sends `INTERNAL_ADDRESS_FAILURE` notifications. If the initiator requires the assignment of an IP address, it will treat a response without `CFG_REPLY` as an error.

The initiator may request a particular type of address (IPv4 or IPv6) that the responder does not support, even though the responder supports configuration payloads. In this case, the responder simply ignores the type of address it does not support and processes the rest of the request as usual.

If the initiator requests multiple addresses of a type that the responder supports, and some (but not all) of the requests fail, the responder replies with the successful addresses only. The responder sends `INTERNAL_ADDRESS_FAILURE` only if no addresses can be assigned.

3.16. Extensible Authentication Protocol (EAP) Payload

The Extensible Authentication Protocol Payload, denoted EAP in this memo, allows IKE SAs to be authenticated using the protocol defined in [RFC 3748](#) [[EAP](#)] and subsequent extensions to that protocol. The full set of acceptable values for the payload is defined elsewhere, but a short summary of [RFC 3748](#) is included here to make this document stand alone in the common cases.

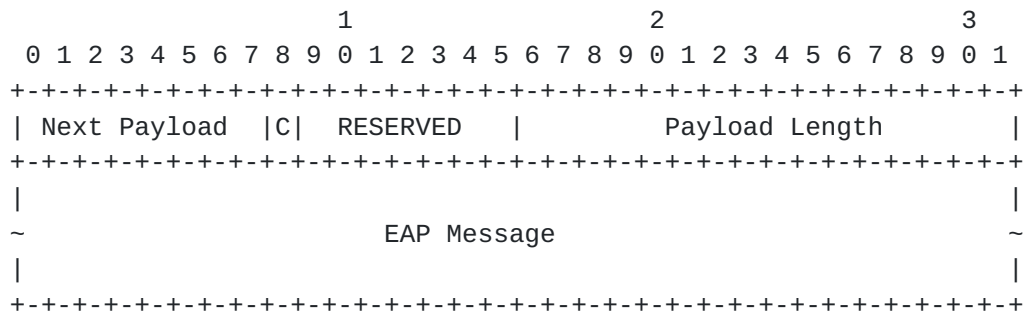


Figure 24: EAP Payload Format

The payload type for an EAP Payload is forty eight (48).

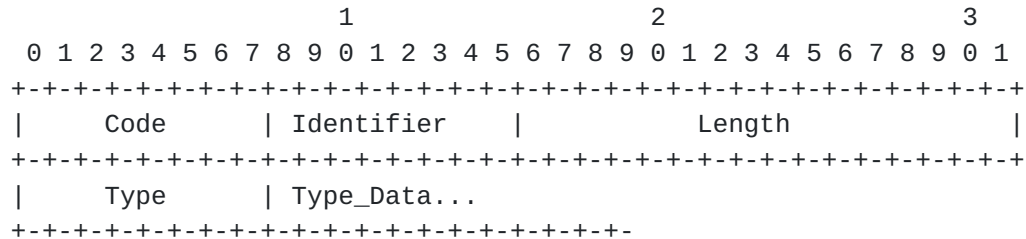


Figure 25: EAP Message Format

- o Code (1 octet) indicates whether this message is a Request (1), Response (2), Success (3), or Failure (4).
- o Identifier (1 octet) is used in PPP to distinguish replayed messages from repeated ones. Since in IKE, EAP runs over a reliable protocol, it serves no function here. In a response message, this octet MUST be set to match the identifier in the corresponding request. In other messages, this field MAY be set to any value.
- o Length (2 octets) is the length of the EAP message and MUST be four less than the Payload Length of the encapsulating payload.
- o Type (1 octet) is present only if the Code field is Request (1) or Response (2). For other codes, the EAP message length MUST be four octets and the Type and Type_Data fields MUST NOT be present. In a Request (1) message, Type indicates the data being requested. In a Response (2) message, Type MUST either be Nak or match the type of the data requested. The following types are defined in [RFC 3748](#):
 - 1 Identity
 - 2 Notification
 - 3 Nak (Response Only)
 - 4 MD5-Challenge
 - 5 One-Time Password (OTP)
 - 6 Generic Token Card
- o Type_Data (Variable Length) varies with the Type of Request and the associated Response. For the documentation of the EAP methods, see [[EAP](#)].

{{ Demoted the SHOULD NOT and SHOULD }} Note that since IKE passes an indication of initiator identity in message 3 of the protocol, the

responder should not send EAP Identity requests. The initiator may, however, respond to such requests if it receives them.

4. Conformance Requirements

In order to assure that all implementations of IKEv2 can interoperate, there are "MUST support" requirements in addition to those listed elsewhere. Of course, IKEv2 is a security protocol, and one of its major functions is to allow only authorized parties to successfully complete establishment of SAs. So a particular implementation may be configured with any of a number of restrictions concerning algorithms and trusted authorities that will prevent universal interoperability.

IKEv2 is designed to permit minimal implementations that can interoperate with all compliant implementations. There are a series of optional features that can easily be ignored by a particular implementation if it does not support that feature. Those features include:

- o Ability to negotiate SAs through a NAT and tunnel the resulting ESP SA over UDP.
- o Ability to request (and respond to a request for) a temporary IP address on the remote end of a tunnel.
- o Ability to support various types of legacy authentication.
- o Ability to support window sizes greater than one.
- o Ability to establish multiple ESP or AH SAs within a single IKE SA.
- o Ability to rekey SAs.

To assure interoperability, all implementations MUST be capable of parsing all payload types (if only to skip over them) and to ignore payload types that it does not support unless the critical bit is set in the payload header. If the critical bit is set in an unsupported payload header, all implementations MUST reject the messages containing those payloads.

Every implementation MUST be capable of doing four-message IKE_SA_INIT and IKE_AUTH exchanges establishing two SAs (one for IKE, one for ESP or AH). Implementations MAY be initiate-only or respond-only if appropriate for their platform. Every implementation MUST be capable of responding to an INFORMATIONAL exchange, but a minimal

implementation MAY respond to any INFORMATIONAL message with an empty INFORMATIONAL reply (note that within the context of an IKE SA, an "empty" message consists of an IKE header followed by an Encrypted payload with no payloads contained in it). A minimal implementation MAY support the CREATE_CHILD_SA exchange only in so far as to recognize requests and reject them with a Notify payload of type NO_ADDITIONAL_SAS. A minimal implementation need not be able to initiate CREATE_CHILD_SA or INFORMATIONAL exchanges. When an SA expires (based on locally configured values of either lifetime or octets passed), and implementation MAY either try to renew it with a CREATE_CHILD_SA exchange or it MAY delete (close) the old SA and create a new one. If the responder rejects the CREATE_CHILD_SA request with a NO_ADDITIONAL_SAS notification, the implementation MUST be capable of instead deleting the old SA and creating a new one.

Implementations are not required to support requesting temporary IP addresses or responding to such requests. If an implementation does support issuing such requests, it MUST include a CP payload in message 3 containing at least a field of type INTERNAL_IP4_ADDRESS or INTERNAL_IP6_ADDRESS. All other fields are optional. If an implementation supports responding to such requests, it MUST parse the CP payload of type CFG_REQUEST in message 3 and recognize a field of type INTERNAL_IP4_ADDRESS or INTERNAL_IP6_ADDRESS. If it supports leasing an address of the appropriate type, it MUST return a CP payload of type CFG_REPLY containing an address of the requested type. {{ Demoted the SHOULD }} The responder may include any other related attributes.

A minimal IPv4 responder implementation will ignore the contents of the CP payload except to determine that it includes an INTERNAL_IP4_ADDRESS attribute and will respond with the address and other related attributes regardless of whether the initiator requested them.

A minimal IPv4 initiator will generate a CP payload containing only an INTERNAL_IP4_ADDRESS attribute and will parse the response ignoring attributes it does not know how to use.

For an implementation to be called conforming to this specification, it MUST be possible to configure it to accept the following:

- o PKIX Certificates containing and signed by RSA keys of size 1024 or 2048 bits, where the ID passed is any of ID_KEY_ID, ID_FQDN, ID_RFC822_ADDR, or ID_DER_ASN1_DN.
- o Shared key authentication where the ID passed is any of ID_KEY_ID, ID_FQDN, or ID_RFC822_ADDR.

- o Authentication where the responder is authenticated using PKIX Certificates and the initiator is authenticated using shared key authentication.

5. Security Considerations

While this protocol is designed to minimize disclosure of configuration information to unauthenticated peers, some such disclosure is unavoidable. One peer or the other must identify itself first and prove its identity first. To avoid probing, the initiator of an exchange is required to identify itself first, and usually is required to authenticate itself first. The initiator can, however, learn that the responder supports IKE and what cryptographic protocols it supports. The responder (or someone impersonating the responder) can probe the initiator not only for its identity, but using CERTREQ payloads may be able to determine what certificates the initiator is willing to use.

Use of EAP authentication changes the probing possibilities somewhat. When EAP authentication is used, the responder proves its identity before the initiator does, so an initiator that knew the name of a valid initiator could probe the responder for both its name and certificates.

Repeated rekeying using CREATE_CHILD_SA without additional Diffie-Hellman exchanges leaves all SAs vulnerable to cryptanalysis of a single key or overrun of either endpoint. Implementers should take note of this fact and set a limit on CREATE_CHILD_SA exchanges between exponentiations. This memo does not prescribe such a limit.

The strength of a key derived from a Diffie-Hellman exchange using any of the groups defined here depends on the inherent strength of the group, the size of the exponent used, and the entropy provided by the random number generator used. Due to these inputs, it is difficult to determine the strength of a key for any of the defined groups. Diffie-Hellman group number two, when used with a strong random number generator and an exponent no less than 200 bits, is common for use with 3DES. Group five provides greater security than group two. Group one is for historic purposes only and does not provide sufficient strength except for use with DES, which is also for historic use only. Implementations should make note of these estimates when establishing policy and negotiating security parameters.

Note that these limitations are on the Diffie-Hellman groups themselves. There is nothing in IKE that prohibits using stronger groups nor is there anything that will dilute the strength obtained

from stronger groups (limited by the strength of the other algorithms negotiated including the prf function). In fact, the extensible framework of IKE encourages the definition of more groups; use of elliptical curve groups may greatly increase strength using much smaller numbers.

It is assumed that all Diffie-Hellman exponents are erased from memory after use.

The IKE_SA_INIT and IKE_AUTH exchanges happen before the initiator has been authenticated. As a result, an implementation of this protocol needs to be completely robust when deployed on any insecure network. Implementation vulnerabilities, particularly denial-of-service attacks, can be exploited by unauthenticated peers. This issue is particularly worrisome because of the unlimited number of messages in EAP-based authentication.

The strength of all keys is limited by the size of the output of the negotiated prf function. For this reason, a prf function whose output is less than 128 bits (e.g., 3DES-CBC) MUST NOT be used with this protocol.

The security of this protocol is critically dependent on the randomness of the randomly chosen parameters. These should be generated by a strong random or properly seeded pseudo-random source (see [[RANDOMNESS](#)]). Implementers should take care to ensure that use of random numbers for both keys and nonces is engineered in a fashion that does not undermine the security of the keys.

For information on the rationale of many of the cryptographic design choices in this protocol, see [[SIGMA](#)] and [[SKEME](#)]. Though the security of negotiated Child SAs does not depend on the strength of the encryption and integrity protection negotiated in the IKE SA, implementations MUST NOT negotiate NONE as the IKE integrity protection algorithm or ENCR_NULL as the IKE encryption algorithm.

When using pre-shared keys, a critical consideration is how to assure the randomness of these secrets. The strongest practice is to ensure that any pre-shared key contain as much randomness as the strongest key being negotiated. Deriving a shared secret from a password, name, or other low-entropy source is not secure. These sources are subject to dictionary and social engineering attacks, among others.

The NAT_DETECTION_*_IP notifications contain a hash of the addresses and ports in an attempt to hide internal IP addresses behind a NAT. Since the IPv4 address space is only 32 bits, and it is usually very sparse, it would be possible for an attacker to find out the internal address used behind the NAT box by trying all possible IP addresses

and trying to find the matching hash. The port numbers are normally fixed to 500, and the SPIs can be extracted from the packet. This reduces the number of hash calculations to 2^{32} . With an educated guess of the use of private address space, the number of hash calculations is much smaller. Designers should therefore not assume that use of IKE will not leak internal address information.

When using an EAP authentication method that does not generate a shared key for protecting a subsequent AUTH payload, certain man-in-the-middle and server impersonation attacks are possible [[EAPMITM](#)]. These vulnerabilities occur when EAP is also used in protocols that are not protected with a secure tunnel. Since EAP is a general-purpose authentication protocol, which is often used to provide single-signon facilities, a deployed IPsec solution that relies on an EAP authentication method that does not generate a shared key (also known as a non-key-generating EAP method) can become compromised due to the deployment of an entirely unrelated application that also happens to use the same non-key-generating EAP method, but in an unprotected fashion. Note that this vulnerability is not limited to just EAP, but can occur in other scenarios where an authentication infrastructure is reused. For example, if the EAP mechanism used by IKEv2 utilizes a token authenticator, a man-in-the-middle attacker could impersonate the web server, intercept the token authentication exchange, and use it to initiate an IKEv2 connection. For this reason, use of non-key-generating EAP methods SHOULD be avoided where possible. Where they are used, it is extremely important that all usages of these EAP methods SHOULD utilize a protected tunnel, where the initiator validates the responder's certificate before initiating the EAP authentication. {{ Demoted the SHOULD }} Implementers should describe the vulnerabilities of using non-key-generating EAP methods in the documentation of their implementations so that the administrators deploying IPsec solutions are aware of these dangers.

An implementation using EAP MUST also use strong authentication of the server to the client before the EAP authentication begins, even if the EAP method offers mutual authentication. This avoids having additional IKEv2 protocol variations and protects the EAP data from active attackers.

If the messages of IKEv2 are long enough that IP-level fragmentation is necessary, it is possible that attackers could prevent the exchange from completing by exhausting the reassembly buffers. The chances of this can be minimized by using the Hash and URL encodings instead of sending certificates (see [Section 3.6](#)). Additional mitigations are discussed in [[DOSUDPPROT](#)].

5.1. Traffic selector authorization

{ { Added this section from Clarif-4.13 } }

IKEv2 relies on information in the Peer Authorization Database (PAD) when determining what kind of IPsec SAs a peer is allowed to create. This process is described in [[IPSECARCH](#)] [Section 4.4.3](#). When a peer requests the creation of an IPsec SA with some traffic selectors, the PAD must contain "Child SA Authorization Data" linking the identity authenticated by IKEv2 and the addresses permitted for traffic selectors.

For example, the PAD might be configured so that authenticated identity "sgw23.example.com" is allowed to create IPsec SAs for 192.0.2.0/24, meaning this security gateway is a valid "representative" for these addresses. Host-to-host IPsec requires similar entries, linking, for example, "fooserver4.example.com" with 192.0.1.66/32, meaning this identity a valid "owner" or "representative" of the address in question.

As noted in [[IPSECARCH](#)], "It is necessary to impose these constraints on creation of child SAs to prevent an authenticated peer from spoofing IDs associated with other, legitimate peers." In the example given above, a correct configuration of the PAD prevents sgw23 from creating IPsec SAs with address 192.0.1.66, and prevents fooserver4 from creating IPsec SAs with addresses from 192.0.2.0/24.

It is important to note that simply sending IKEv2 packets using some particular address does not imply a permission to create IPsec SAs with that address in the traffic selectors. For example, even if sgw23 would be able to spoof its IP address as 192.0.1.66, it could not create IPsec SAs matching fooserver4's traffic.

The IKEv2 specification does not specify how exactly IP address assignment using configuration payloads interacts with the PAD. Our interpretation is that when a security gateway assigns an address using configuration payloads, it also creates a temporary PAD entry linking the authenticated peer identity and the newly allocated inner address.

It has been recognized that configuring the PAD correctly may be difficult in some environments. For instance, if IPsec is used between a pair of hosts whose addresses are allocated dynamically using DHCP, it is extremely difficult to ensure that the PAD specifies the correct "owner" for each IP address. This would require a mechanism to securely convey address assignments from the DHCP server, and link them to identities authenticated using IKEv2.

Due to this limitation, some vendors have been known to configure their PADs to allow an authenticated peer to create IPsec SAs with traffic selectors containing the same address that was used for the IKEv2 packets. In environments where IP spoofing is possible (i.e., almost everywhere) this essentially allows any peer to create IPsec SAs with any traffic selectors. This is not an appropriate or secure configuration in most circumstances. See [[H2HIPSEC](#)] for an extensive discussion about this issue, and the limitations of host-to-host IPsec in general.

6. IANA Considerations

```
{{ This section was changed to not re-define any new IANA registries.
}}
```

[IKEV2] defined many field types and values. IANA has already registered those types and values, so they are not listed here again. No new types or values are registered in this document. However, IANA should update all references to [RFC 4306](#) to point to this document.

7. Acknowledgements

The individuals on the IPsec mailing list were very helpful in both pointing out where clarifications and changes were needed, as well as in reviewing the clarifications suggested by others.

The acknowledgements from the IKEv2 document were:

This document is a collaborative effort of the entire IPsec WG. If there were no limit to the number of authors that could appear on an RFC, the following, in alphabetical order, would have been listed: Bill Aiello, Stephane Beaulieu, Steve Bellovin, Sara Bitan, Matt Blaze, Ran Canetti, Darren Dukes, Dan Harkins, Paul Hoffman, John Ioannidis, Charlie Kaufman, Steve Kent, Angelos Keromytis, Tero Kivinen, Hugo Krawczyk, Andrew Krywaniuk, Radia Perlman, Omer Reingold, and Michael Richardson. Many other people contributed to the design. It is an evolution of IKEv1, ISAKMP, and the IPsec DOI, each of which has its own list of authors. Hugh Daniel suggested the feature of having the initiator, in message 3, specify a name for the responder, and gave the feature the cute name "You Tarzan, Me Jane". David Faucher and Valery Smyzlov helped refine the design of the traffic selector negotiation.

This paragraph lists references that appear only in figures. The section is only here to keep the 'xml2rfc' program happy, and needs

to be removed when the document is published. The RFC Editor will remove it before publication. [[AEAD](#)] [[EAI](#)] [[DES](#)] [[IDEA](#)] [[MD5](#)] [[X.501](#)] [[X.509](#)]

8. References

8.1. Normative References

- [ADDGROUP] Kivinen, T. and M. Kojo, "More Modular Exponential (MODP) Diffie-Hellman groups for Internet Key Exchange (IKE)", [RFC 3526](#), May 2003.
- [ADDRIPv6] Hinden, R. and S. Deering, "Internet Protocol Version 6 (IPv6) Addressing Architecture", [RFC 4291](#), February 2006.
- [EAP] Aboba, B., Blunk, L., Vollbrecht, J., Carlson, J., and H. Levkowetz, "Extensible Authentication Protocol (EAP)", [RFC 3748](#), June 2004.
- [ECN] Ramakrishnan, K., Floyd, S., and D. Black, "The Addition of Explicit Congestion Notification (ECN) to IP", [RFC 3168](#), September 2001.
- [ESPCBC] Pereira, R. and R. Adams, "The ESP CBC-Mode Cipher Algorithms", [RFC 2451](#), November 1998.
- [IPSECARCH] Kent, S. and K. Seo, "Security Architecture for the Internet Protocol", [RFC 4301](#), December 2005.
- [MUSTSHOULD] Bradner, S., "Key Words for use in RFCs to indicate Requirement Levels", [BCP 14](#), [RFC 2119](#), March 1997.
- [PKCS1] Jonsson, J. and B. Kaliski, "Public-Key Cryptography Standards (PKCS) #1: RSA Cryptography Specifications Version 2.1", [RFC 3447](#), February 2003.
- [PKIX] Housley, R., Polk, W., Ford, W., and D. Solo, "Internet X.509 Public Key Infrastructure Certificate and Certificate Revocation List (CRL) Profile", [RFC 3280](#), April 2002.
- [RFC4434] Hoffman, P., "The AES-XCBC-PRF-128 Algorithm for the Internet Key Exchange Protocol (IKE)", [RFC 4434](#),

February 2006.

[RFC4615] Song, J., Poovendran, R., Lee, J., and T. Iwata, "The Advanced Encryption Standard-Cipher-based Message Authentication Code-Pseudo-Random Function-128 (AES-CMAC-PRF-128) Algorithm for the Internet Key Exchange Protocol (IKE)", [RFC 4615](#), August 2006.

[UDPENCAPS]

Huttunen, A., Swander, B., Volpe, V., DiBurro, L., and M. Stenberg, "UDP Encapsulation of IPsec ESP Packets", [RFC 3948](#), January 2005.

8.2. Informative References

[AEAD] McGrew, D., "An Interface and Algorithms for Authenticated Encryption", [RFC 5116](#), January 2008.

[AH] Kent, S., "IP Authentication Header", [RFC 4302](#), December 2005.

[ARCHGUIDEPHIL]

Bush, R. and D. Meyer, "Some Internet Architectural Guidelines and Philosophy", [RFC 3439](#), December 2002.

[ARCHPRINC]

Carpenter, B., "Architectural Principles of the Internet", [RFC 1958](#), June 1996.

[Clarif] Eronen, P. and P. Hoffman, "IKEv2 Clarifications and Implementation Guidelines", [RFC 4718](#), October 2006.

[DES] American National Standards Institute, "American National Standard for Information Systems-Data Link Encryption", ANSI X3.106, 1983.

[DH] Diffie, W. and M. Hellman, "New Directions in Cryptography", IEEE Transactions on Information Theory, V.IT-22 n. 6, June 1977.

[DHCP] Droms, R., "Dynamic Host Configuration Protocol", [RFC 2131](#), March 1997.

[DIFFSERVARCH]

Blake, S., Black, D., Carlson, M., Davies, E., Wang, Z., and W. Weiss, "An Architecture for Differentiated Services", [RFC 2475](#).

[DIFFSERVFIELD]

Nichols, K., Blake, S., Baker, F., and D. Black,
"Definition of the Differentiated Services Field (DS
Field) in the IPv4 and IPv6 Headers", [RFC 2474](#),
December 1998.

[DIFTUNNEL]

Black, D., "Differentiated Services and Tunnels",
[RFC 2983](#), October 2000.

[DOI]

Piper, D., "The Internet IP Security Domain of
Interpretation for ISAKMP", [RFC 2407](#), November 1998.

[DOSUDPPROT]

C. Kaufman, R. Perlman, and B. Sommerfeld, "DoS protection
for UDP-based protocols", ACM Conference on Computer and
Communications Security , October 2003.

[DSS]

National Institute of Standards and Technology, U.S.
Department of Commerce, "Digital Signature Standard",
Draft FIPS 186-3, June 2008.

[EAI]

Abel, Y., "Internationalized Email Headers", [RFC 5335](#),
September 2008.

[EAPMITM]

N. Asokan, V. Nierni, and K. Nyberg, "Man-in-the-Middle in
Tunneled Authentication Protocols", November 2002,
<<http://eprint.iacr.org/2002/163>>.

[ESP]

Kent, S., "IP Encapsulating Security Payload (ESP)",
[RFC 4303](#), December 2005.

[EXCHANGEANALYSIS]

R. Perlman and C. Kaufman, "Analysis of the IPsec key
exchange Standard", WET-ICE Security Conference, MIT ,
2001,
<<http://sec.femto.org/wetice-2001/papers/radia-paper.pdf>>.

[H2HIPSEC]

Aura, T., Roe, M., and A. Mohammed, "Experiences with
Host-to-Host IPsec", 13th International Workshop on
Security Protocols, Cambridge, UK, April 2005.

[HMAC]

Krawczyk, H., Bellare, M., and R. Canetti, "HMAC: Keyed-
Hashing for Message Authentication", [RFC 2104](#),
February 1997.

[IDEA]

X. Lai, "On the Design and Security of Block Ciphers", ETH

Series in Information Processing, v. 1, Konstanz: Hartung-Gorre Verlag, 1992.

- [IDNA] Faltstrom, P., Hoffman, P., and A. Costello, "Internationalizing Domain Names in Applications (IDNA)", [RFC 3490](#), March 2003.
- [IKEV1] Harkins, D. and D. Carrel, "The Internet Key Exchange (IKE)", [RFC 2409](#), November 1998.
- [IKEV2] Kaufman, C., "Internet Key Exchange (IKEv2) Protocol", [RFC 4306](#), December 2005.
- [IP-COMP] Shacham, A., Monsour, B., Pereira, R., and M. Thomas, "IP Payload Compression Protocol (IPComp)", [RFC 3173](#), September 2001.
- [IPSECARCH-OLD]
Kent, S. and R. Atkinson, "Security Architecture for the Internet Protocol", [RFC 2401](#), November 1998.
- [IPV6ADDR]
Hinden, R. and S. Deering, "Internet Protocol Version 6 (IPv6) Addressing Architecture", [RFC 4291](#), February 2006.
- [ISAKMP] Maughan, D., Schneider, M., and M. Schertler, "Internet Security Association and Key Management Protocol (ISAKMP)", [RFC 2408](#), November 1998.
- [LDAP] Sermersheim, J., "Lightweight Directory Access Protocol (v3)", [RFC 4511](#), June 2006.
- [MAILFORMAT]
Resnick, P., "Internet Message Format", [RFC 2822](#), April 2001.
- [MD5] Rivest, R., "The MD5 Message-Digest Algorithm", [RFC 1321](#), April 1992.
- [MIPV6] Johnson, D., Perkins, C., and J. Arkko, "Mobility Support in IPv6", [RFC 3775](#), June 2004.
- [MLDV2] Vida, R. and L. Costa, "Multicast Listener Discovery Version 2 (MLDv2) for IPv6", [RFC 3810](#), June 2004.
- [MODES] National Institute of Standards and Technology, U.S. Department of Commerce, "Recommendation for Block Cipher Modes of Operation", SP 800-38A, 2001.

- [NAI] Aboba, B., Beadles, M., Eronen, P., and J. Arkko, "The Network Access Identifier", [RFC 4282](#), December 2005.
- [NATREQ] Aboba, B. and W. Dixon, "IPsec-Network Address Translation (NAT) Compatibility Requirements", [RFC 3715](#), March 2004.
- [OAKLEY] Orman, H., "The OAKLEY Key Determination Protocol", [RFC 2412](#), November 1998.
- [PFKEY] McDonald, D., Metz, C., and B. Phan, "PF_KEY Key Management API, Version 2", [RFC 2367](#), July 1998.
- [PHOTURIS] Karn, P. and W. Simpson, "Photuris: Session-Key Management Protocol", [RFC 2522](#), March 1999.
- [RADIUS] Rigney, C., Rubens, A., Simpson, W., and S. Willens, "Remote Authentication Dial In User Service (RADIUS)", [RFC 2138](#), April 1997.
- [RANDOMNESS] Eastlake, D., Schiller, J., and S. Crocker, "Randomness Requirements for Security", [BCP 106](#), [RFC 4086](#), June 2005.
- [REAUTH] Nir, Y., "Repeated Authentication in Internet Key Exchange (IKEv2) Protocol", [RFC 4478](#), April 2006.
- [REUSE] Menezes, A. and B. Ustaoglu, "On Reusing Ephemeral Keys In Diffie-Hellman Key Agreement Protocols", December 2008, <<http://www.cacr.math.uwaterloo.ca/~ajmeneze/publications/ephemeral.pdf>>.
- [ROHCV2] Ertekin, et. al., E., "IKEv2 Extensions to Support Robust Header Compression over IPsec (ROHCoIPsec)", [draft-ietf-rohc-ikev2-extensions-hcoipsec](#) (work in progress), October 2008.
- [RSA] R. Rivest, A. Shamir, and L. Adleman, "A Method for Obtaining Digital Signatures and Public-Key Cryptosystems", February 1978.
- [SHA] National Institute of Standards and Technology, U.S. Department of Commerce, "Secure Hash Standard", FIPS 180-3, October 2008.
- [SIGMA] H. Krawczyk, "SIGMA: the 'SIGN-and-MAC' Approach to Authenticated Diffie-Hellman and its Use in the IKE Protocols", Advances in Cryptography - CRYPTO 2003

Proceedings LNCS 2729, 2003, <<http://www.informatik.uni-trier.de/~ley/db/conf/crypto/crypto2003.html>>.

- [SKEME] H. Krawczyk, "SKEME: A Versatile Secure Key Exchange Mechanism for Internet", IEEE Proceedings of the 1996 Symposium on Network and Distributed Systems Security , 1996.
- [TRANSPARENCY] Carpenter, B., "Internet Transparency", [RFC 2775](#), February 2000.
- [X.501] ITU-T, "Recommendation X.501: Information Technology - Open Systems Interconnection - The Directory: Models", 1993.
- [X.509] ITU-T, "Recommendation X.509 (1997 E): Information Technology - Open Systems Interconnection - The Directory: Authentication Framework", 1997.

Appendix A. Summary of changes from IKEv1

The goals of this revision to IKE are:

1. To define the entire IKE protocol in a single document, replacing RFCs 2407, 2408, and 2409 and incorporating subsequent changes to support NAT Traversal, Extensible Authentication, and Remote Address acquisition;
2. To simplify IKE by replacing the eight different initial exchanges with a single four-message exchange (with changes in authentication mechanisms affecting only a single AUTH payload rather than restructuring the entire exchange) see [\[EXCHANGEANALYSIS\]](#);
3. To remove the Domain of Interpretation (DOI), Situation (SIT), and Labeled Domain Identifier fields, and the Commit and Authentication only bits;
4. To decrease IKE's latency in the common case by making the initial exchange be 2 round trips (4 messages), and allowing the ability to piggyback setup of a Child SA on that exchange;
5. To replace the cryptographic syntax for protecting the IKE messages themselves with one based closely on ESP to simplify implementation and security analysis;

6. To reduce the number of possible error states by making the protocol reliable (all messages are acknowledged) and sequenced. This allows shortening CREATE_CHILD_SA exchanges from 3 messages to 2;
7. To increase robustness by allowing the responder to not do significant processing until it receives a message proving that the initiator can receive messages at its claimed IP address;
8. To fix cryptographic weaknesses such as the problem with symmetries in hashes used for authentication documented by Tero Kivinen;
9. To specify Traffic Selectors in their own payloads type rather than overloading ID payloads, and making more flexible the Traffic Selectors that may be specified;
10. To specify required behavior under certain error conditions or when data that is not understood is received in order to make it easier to make future revisions in a way that does not break backwards compatibility;
11. To simplify and clarify how shared state is maintained in the presence of network failures and Denial of Service attacks; and
12. To maintain existing syntax and magic numbers to the extent possible to make it likely that implementations of IKEv1 can be enhanced to support IKEv2 with minimum effort.

Appendix B. Diffie-Hellman Groups

There are two Diffie-Hellman groups defined here for use in IKE. These groups were generated by Richard Schroepel at the University of Arizona. Properties of these primes are described in [[OAKLEY](#)].

The strength supplied by group one may not be sufficient for the mandatory-to-implement encryption algorithm and is here for historic reasons.

Additional Diffie-Hellman groups have been defined in [[ADDGROUP](#)].

B.1. Group 1 - 768 Bit MODP

This group is assigned id 1 (one).

The prime is: $2^{768} - 2^{704} - 1 + 2^{64} * \{ [2^{638} \text{ pi}] + 149686 \}$
 Its hexadecimal value is:

```
FFFFFFFF FFFFFFFF C90FDAA2 2168C234 C4C6628B 80DC1CD1
29024E08 8A67CC74 020BBEA6 3B139B22 514A0879 8E3404DD
EF9519B3 CD3A431B 302B0A6D F25F1437 4FE1356D 6D51C245
E485B576 625E7EC6 F44C42E9 A63A3620 FFFFFFFF FFFFFFFF
```

The generator is 2.

B.2. Group 2 - 1024 Bit MODP

This group is assigned id 2 (two).

The prime is $2^{1024} - 2^{960} - 1 + 2^{64} * \{ [2^{894} \text{ pi}] + 129093 \}$.
 Its hexadecimal value is:

```
FFFFFFFF FFFFFFFF C90FDAA2 2168C234 C4C6628B 80DC1CD1
29024E08 8A67CC74 020BBEA6 3B139B22 514A0879 8E3404DD
EF9519B3 CD3A431B 302B0A6D F25F1437 4FE1356D 6D51C245
E485B576 625E7EC6 F44C42E9 A637ED6B 0BFF5CB6 F406B7ED
EE386BFB 5A899FA5 AE9F2411 7C4B1FE6 49286651 ECE65381
FFFFFFFF FFFFFFFF
```

The generator is 2.

Appendix C. Exchanges and Payloads

{{ Clarif-AppA }}

This appendix contains a short summary of the IKEv2 exchanges, and what payloads can appear in which message. This appendix is purely informative; if it disagrees with the body of this document, the other text is considered correct.

Vendor-ID (V) payloads may be included in any place in any message. This sequence here shows what are the most logical places for them.

C.1. IKE_SA_INIT Exchange

```
request          --> [N(COOKIE)],
                    SA, KE, Ni,
                    [N(NAT_DETECTION_SOURCE_IP)+,
                     N(NAT_DETECTION_DESTINATION_IP)],
                    [V+]

normal response   <-- SA, KE, Nr,
(no cookie)       [N(NAT_DETECTION_SOURCE_IP),
                   N(NAT_DETECTION_DESTINATION_IP)],
                   [[N(HTTP_CERT_LOOKUP_SUPPORTED)], CERTREQ+],
                   [V+]

cookie response   <-- N(COOKIE),
                    [V+]

different D-H     <-- N(INVALID_KE_PAYLOAD),
group wanted      [V+]
```


C.2. IKE_AUTH Exchange without EAP

```
request          --> IDi, [CERT+],
                  [N(INITIAL_CONTACT)],
                  [[N(HTTP_CERT_LOOKUP_SUPPORTED)], CERTREQ+],
                  [IDr],
                  AUTH,
                  [CP(CFG_REQUEST)],
                  [N(IPCOMP_SUPPORTED)+],
                  [N(USE_TRANSPORT_MODE)],
                  [N(ESP_TFC_PADDING_NOT_SUPPORTED)],
                  [N(NON_FIRST_FRAGMENTS_ALSO)],
                  SA, TSi, TSr,
                  [V+]

response         <-- IDr, [CERT+],
                  AUTH,
                  [CP(CFG_REPLY)],
                  [N(IPCOMP_SUPPORTED)],
                  [N(USE_TRANSPORT_MODE)],
                  [N(ESP_TFC_PADDING_NOT_SUPPORTED)],
                  [N(NON_FIRST_FRAGMENTS_ALSO)],
                  SA, TSi, TSr,
                  [N(ADDITIONAL_TS_POSSIBLE)],
                  [V+]

error in Child SA creation <-- IDr, [CERT+],
                                AUTH,
                                N(error),
                                [V+]
```


C.3. IKE_AUTH Exchange with EAP

```
first request      --> IDi,
                    [N(INITIAL_CONTACT)],
                    [[N(HTTP_CERT_LOOKUP_SUPPORTED)], CERTREQ+],
                    [IDr],
                    [CP(CFG_REQUEST)],
                    [N(IPCOMP_SUPPORTED)+],
                    [N(USE_TRANSPORT_MODE)],
                    [N(ESP_TFC_PADDING_NOT_SUPPORTED)],
                    [N(NON_FIRST_FRAGMENTS_ALSO)],
                    SA, TSi, TSr,
                    [V+]

first response     <-- IDr, [CERT+], AUTH,
                    EAP,
                    [V+]

                    / --> EAP
repeat 1..N times |
                    \ <-- EAP

last request       --> AUTH

last response      <-- AUTH,
                    [CP(CFG_REPLY)],
                    [N(IPCOMP_SUPPORTED)],
                    [N(USE_TRANSPORT_MODE)],
                    [N(ESP_TFC_PADDING_NOT_SUPPORTED)],
                    [N(NON_FIRST_FRAGMENTS_ALSO)],
                    SA, TSi, TSr,
                    [N(ADDITIONAL_TS_POSSIBLE)],
                    [V+]
```


C.4. CREATE_CHILD_SA Exchange for Creating or Rekeying Child SAs

```

request          --> [N(REKEY_SA)],
                    [CP(CFG_REQUEST)],
                    [N(IPCOMP_SUPPORTED)+],
                    [N(USE_TRANSPORT_MODE)],
                    [N(ESP_TFC_PADDING_NOT_SUPPORTED)],
                    [N(NON_FIRST_FRAGMENTS_ALSO)],
                    SA, Ni, [KEi], TSi, TSr
                    [V+]

normal
response         <-- [CP(CFG_REPLY)],
                    [N(IPCOMP_SUPPORTED)],
                    [N(USE_TRANSPORT_MODE)],
                    [N(ESP_TFC_PADDING_NOT_SUPPORTED)],
                    [N(NON_FIRST_FRAGMENTS_ALSO)],
                    SA, Nr, [KEr], TSi, TSr,
                    [N(ADDITIONAL_TS_POSSIBLE)]
                    [V+]

error case       <-- N(error)

different D-H
group wanted     <-- N(INVALID_KEY_PAYLOAD),
                    [V+]

```

C.5. CREATE_CHILD_SA Exchange for Rekeying the IKE SA

```

request          --> SA, Ni, [KEi]
                    [V+]

response         <-- SA, Nr, [KEr]
                    [V+]

```

C.6. INFORMATIONAL Exchange

```

request          --> [N+],
                    [D+],
                    [CP(CFG_REQUEST)]

response         <-- [N+],
                    [D+],
                    [CP(CFG_REPLY)]

```

Appendix D. Significant Changes from [RFC 4306](#)

This is a placeholder that will be filled in. The WG needs to decide what level of specificity is most useful here. For example, it might

only be changes that involve SHOULD-level or MUST-level requirements, or it might also include additional "significant" advice that was added.

Appendix E. Changes Between Internet Draft Versions

This section will be removed before publication as an RFC, but should be left intact until then so that reviewers can follow what has changed.

E.1. Changes from IKEv2 to draft -00

There were a zillion additions from [RFC 4718](#). These are noted with "{ Clarif-nn }".

Cleaned up many of the figures. Made the table headings consistent. Made some tables easier to read by removing blank spaces. Removed the "reserved to IANA" and "private use" text wording and moved it into the tables.

Changed many SHOULD requirements to better match [RFC 2119](#). These are also marked with comments such as "{ Demoted the SHOULD }".

In [Section 2.16](#), changed the MUST requirement of authenticating the responder from "public key signature based" to "strong" because that is what most current IKEv2 implementations do, and it better matches the actual security requirement.

E.2. Changes from draft -00 to draft -01

The most significant technical change was to make KE optional but strongly recommended in [Section 1.3.2](#).

Updated all references to the IKEv2 Clarifications document to [RFC 4718](#).

Moved a lot of the protocol description out of the long tables in [Section 3.10.1](#) into the body of the document. These are noted with "{ 3.10.1-nnnn }", where "nnnn" is the notification type number.

Made some table changes based on suggestions from Alfred Hoenes.

Changed "byte" to "octet" in many places.

Removed discussion of ESP+AH bundles in many places, and added a paragraph about it in [Section 1.7](#).

Removed the discussion of INTERNAL_ADDRESS_EXPIRY in many places, and added a paragraph about it in [Section 1.7](#).

Moved Clarif-7.10 from [Section 1.2](#) to [Section 3.2](#).

In the figure in [Section 1.3.2](#), made KEi optional, and added text saying "The KEi payload SHOULD be included."

In the figure in [Section 1.3.2](#), made KEr optional, and removed text saying "KEi and KEr are required for rekeying an IKE SA."

In [Section 1.4](#), clarified that the half-closed connections being discussed are AH and ESP.

Rearranged the end of [Section 1.7](#), and added the new notation for moving text out of 3.10.1.

Clarified the wording in the second paragraph of [Section 2.2](#). This allowed the removal of the fourth paragraph, which previously had Clarif-2.2 in it.

In [section 2.5](#), removed "or later" from "version 2.0".

Added the question for implementers about payload order at the end of [Section 2.5](#).

Corrected [Section 2.7](#) based on Clarif-7-13 to say that you can't do ESP and AH at one time.

In [Section 2.8](#), clarified the wording about how to replace an IKE SA.

Clarified the text in the last many paragraphs in [Section 2.9](#). Also moved some text from near the beginning of 2.9 to the beginning of 2.9.1.

Removed some redundant text in [Section 2.9](#) concerning creating a Child SA pair not in response to an arriving packet.

Added the following to the end of the first paragraph of [Section 2.14](#): "The lengths of SK_d, SK_pi, and SK_pr are the key length of the agreed-to PRF."

Added the restriction in [Section 2.15](#) that all PRFs used with IKEv2 MUST take variable-sized keys.

In [Section 2.17](#), removed "If multiple IPsec protocols are negotiated, keying material is taken in the order in which the protocol headers will appear in the encapsulated packet" because multiple IPsec

protocols cannot be negotiated at one time.

Added the material from Clarif-5.12 to [Section 2.18](#).

Changed "hash of" to "expected value of" in [Section 2.23](#).

In the bulleted list in [Section 2.23](#), replaced "this end" with a clearer description of which system is being discussed.

Added the paragraph at the beginning of [Section 3](#) about interoperability and UNSPECIFIED values ("In the tables in this section...").

Fixed [Section 3.3](#) to not include proposal that include both AH and ESP. Ditto for the "Proposal #" bullet in [Section 3.3.1](#).

In the description of ID_FQDN in [Section 3.5](#), added "All characters in the ID_FQDN are ASCII; this follows that for an "internationalized domain name" as defined in [\[IDNA\]](#)."

In [Section 3.8](#), shortened and clarified the description of "RSA Digital Signature".

In [Section 3.10](#), shortened and clarified the description of "Protocol ID".

In [Section 3.15](#), "The requested address is valid until the expiry time defined with the INTERNAL_ADDRESS_EXPIRY attribute or there are no IKE SAs between the peers" is shortened to just "The requested address is valid until there are no IKE SAs between the peers."

In [Section 3.15.1](#), changed "INTERNAL_IP6_NBNS" to unspecified.

Made [\[ADDRIPV6\]](#) an informative reference instead of a normative reference and updated it.

Made [\[PKCS1\]](#) a normative reference instead of an informative reference and changed the pointer to [RFC 3447](#).

[E.3](#). Changes from draft -00 to draft -01

In [Section 1.5](#), added "request" to first sentence to make it "If an encrypted IKE request packet arrives on port 500 or 4500 with an unrecognized SPI...".

In [Section 3.3](#), fifth paragraph, upped the number of transforms for AH and ESP by one each to account for ESN, which is now mandatory.

In [Section 2.1](#), added "or equal to" in "The responder MUST remember each response until it receives a request whose sequence number is larger than or equal to the sequence number in the response plus its window size."

In [Section 2.18](#), removed " Note that this may not work if the new IKE SA's PRF has a fixed key size because the output of the PRF may not be of the correct size." because it is no longer relevant.

E.4. Changes from draft -01 to draft -02

Many grammatical fixes.

In [Section 1.2](#), rewrote Clarif-4.3 to be clearer.

In [Section 1.3.3](#), rewrote 3.10.1-16393 and Clarif-5.4 to remove redundant text.

In [Section 2.13](#), replaced text about variable length keys with clearer explanation and requirement on non-HMAC PRFs. Also added "preferred" to [Section 2.14](#) for the key length, and removed redundant text.

In [Section 2.14](#), removed the "half and half" description and replaced it with exceptions for [RFC4434](#) and [RFC4615](#).

Removed the now-redundant "All PRFs used with IKEv2 MUST take variable-sized keys" from Section 2.15.

In [Section 2.15](#), added "(IKE_SA_INIT response)" after "of the second message" and "(IKE_SA_INIT request)" after "the first message".

In [Section 2.17](#), simplified because there are no more bundles. "A single Child SA negotiation may result in multiple security associations. ESP and AH SAs exist in pairs (one in each direction)." becomes "For ESP and AH, a single Child SA negotiation results in two security associations (one in each direction)."

In [section 3.3](#), made the example of combinations of algorithms and the contents of the first proposal clearer.

Added Clarif-4.4 to the end of [Section 3.3.2](#).

Reordered [Section 3.3.5](#) and added Clarif-7.11.

Clarified [Section 3.3.6](#) about choosing a single proposal. Also added second paragraph about transforms not understood, and clarified third paragraph about picking D-H groups.

Moved 3.10.1-16392 from [Section 3.6](#) to 3.7.

In [Section 3.10](#), clarified 3.10.1-16394.

Updated [Section 6](#) to indicate that there is nothing new for IANA in this spec. Also removed the definition of "Expert Review" from [Section 1.6](#) for the same reason.

In [Appendix A](#), removed "and not commit any state to an exchange until the initiator can be cryptographically authenticated" because that was only true in an earlier version of IKEv2.

[E.5](#). Changes from draft -02 to draft -03

In [Section 1.3](#), changed "If the responder rejects the Diffie-Hellman group of the KEi payload, the responder MUST reject the request and indicate its preferred Diffie-Hellman group in the INVALID_KE_PAYLOAD Notification payload." to "If the responder selects a proposal using a different Diffie-Hellman group (other than NONE), the responder MUST reject the request and indicate its preferred Diffie-Hellman group in the INVALID_KE_PAYLOAD Notification payload."

In [Section 2.3](#), added the last two paragraphs covering why you initiator's SPI and/or IP to differentiate if this is a "half-open" IKE SA or a new request. Also removed similar text from Section 2.2.

In [Section 2.5](#), added "Payloads sent in IKE response messages MUST NOT have the critical flag set. Note that the critical flag applies only to the payload type, not the contents. If the payload type is recognized, but the payload contains something which is not (such as an unknown transform inside an SA payload, or an unknown Notify Message Type inside a Notify payload), the critical flag is ignored."

In [Section 2.6](#), moved the text about {{ 3.10.1-16390 }} later in the section. Also reworded the text to make it clearer what the COOKIE is for.

Moved text from {{ Clarif-2.1 }} from [Section 2.6](#) to Section 2.7.

In [Section 2.13](#), added "(see [Section 3.3.5](#) for the definition of the Key Length transform attribute)".

In [Section 2.17](#), change the description of the keying material from the list with two bullets to a clearer list.

In [Section 2.23](#), added "Implementations MUST process received UDP-encapsulated ESP packets even when no NAT was detected."

In [Section 3.3](#), changed "Each proposal may contain a" to "Each proposal contains a".

Added the asterisks to the transform type table in [Section 3.3.2](#) and the types table in 3.3.3 to foreshadow future developments.

In [Section 3.3.2](#), changed the following algorithms to (UNSPECIFIED) because the RFCs listed didn't really specify how to implement them in an interoperable fashion:

Encryption Algorithms

ENCR_DES_IV64	1	(RFC1827)
---------------	---	-----------------------------

ENCR_3IDEA	8	(RFC2451)
------------	---	-----------------------------

ENCR_DES_IV32	9	
---------------	---	--

Pseudo-random Functions

PRF_HMAC_TIGER	3	(RFC2104)
----------------	---	-----------------------------

Integrity Algorithms

AUTH_DES_MAC	3	
--------------	---	--

AUTH_KPDK_MD5	4	(RFC1826)
---------------	---	-----------------------------

In [Section 3.4](#), added "(other than NONE)" to the second-to-last paragraph.

Rewrote the third paragraph of [Section 3.14](#) to talk about other modes, and to clarify which encryption and integrity protection we are talking about.

Changed the "Initialization Vector" bullet in [Section 3.14](#) to specify better what is needed for the IV. Upgraded the SHOULDs to MUSTs. Also added the reference for [\[MODES\]](#).

In [Section 5](#), in the second-to-last paragraph, changed "a public-key-based" to "strong" to match the wording in [Section 2.16](#).

[E.6. Changes from draft -03 to \[draft-ietf-ipsecme-ikev2bis-00\]\(#\)](#)

Changed the document's filename to [draft-ietf-ipsecme-ikev2bis-00](#).

Added Yoav Nir as a co-author.

In many places in the document, changed "and/or" to "or" when talking about combinations of ESP and AH SAs. For example, in the intro, it said "can be used to efficiently establish SAs for Encapsulating Security Payload (ESP) and/or Authentication Header (AH)". This is changed to "or" to indicate that you can only establish one type of SA at a time.

In [Section 1](#), clarified that [RFC 4306](#) already replaced IKEv1, and that this document replaces [RFC 4306](#). Also fixed [Section 2.5](#) for

similar issue. Also updated the Abstract to cover this.

In [Section 2.15](#), in the responder's signed octets, changed:

```
RestOfRespIDPayload = IDType | RESERVED | InitIDData  
to  
RestOfRespIDPayload = IDType | RESERVED | RespIDData
```

In 2.16, changed "strong" back to "public key signature based" to make it the same as 4306.

In [section 3.10](#), added "and the field must be empty" to make it clear that a zero-length SPI is really empty.

E.7. Changes from [draft-ietf-ipsecme-ikev2bis-00](#) to [draft-ietf-ipsecme-ikev2bis-01](#)

Throughout, changed "IKE_SA" to "IKE SA", and changed "CHILD_SA" to "Child SA" (except left "CREATE_CHILD_SA" alone).

Added the middle sentence in the Abstract to say what IKE actually does.

Added in [section 1](#) "(unless there is failure setting up the AH or ESP Child SA, in which case the IKE SA is still established without IPsec SA)".

Clarified the titles of 1.1.1, 1.1.2, and 1.1.3.

In 1.1.2, changed "If there is an inner IP header, the inner addresses will be the same as the outer addresses." because we are talking about transport mode here.

Added reference to [section 2.14](#) to setion 1.2 and 1.3.

In 1.2, clarified what is and isn't encrypted in a message.

Added the following to 1.2: "If the IDr proposed by the initiator is not acceptable to the responder, the responder might use some other IDr to finish the exchange. If the initiator then does not accept that fact that responder used different IDr than the one that was requested, the initiator can close the SA after noticing the fact."

Moved the paragraph beginning "All messages following..." from 1.3 up to 1.2, and reworded it to apply to all the cases it covers.

At the end of [section 1.3.1](#), clarified that the responder is the one who controls whether non-first-fragments will be sent, and reworded

the paragraph.

In [section 1.3.3](#), added "The Protocol ID field of the REKEY_SA notification is set to match the protocol of the SA we are rekeying, for example, 3 for ESP and 2 for AH." [Issue #10]

In 1.3.2, added "of the SA payload" to "New initiator and responder SPIs are supplied in the SPI fields."

In 1.3.3, fixed the art.

```
<-- HDR, SK {SA, Nr, [KEr],  
        Si, TSr}
```

becomes

```
<-- HDR, SK {SA, Nr, [KEr],  
        TSi, TSr}
```

In 1.4 and 2.18, changed "replaced for the purpose of rekeying" to "rekeyed".

Split out the SA deletion material from [section 1.4](#) into its own subsection, 1.4.1.

Clarified which bits are set at the end of [Section 1.5](#).

In 1.7, added "That is, the version number is **not** changed from [RFC 4306](#)."

In 2.1, added wording about retransmissions needing to be identical.

In 2.2, added "or rekeyed" to "In the unlikely event that Message IDs grow too large to fit in 32 bits, the IKE SA MUST be closed"

In 2.2, moved the sentence "Rekeying an IKE SA resets the sequence numbers." up higher so it would be more likely to be seen. [Issue #15]

Moved the definition of "original initiator" from 2.8 into 2.2 because that is where it is first used.

In 2.4, added "fresh (i.e., not retransmitted)" to "If a cryptographically protected message has been received from the other side recently". Also added the sentence saying that liveness checks are sometimes call dead peer detection.

Removed the question to implementers about payload order in 2.5.

Changed the title of 2.6 to "IKE SA SPIs and Cookies". Also, in the paragraph that describes how to implement the responder, changed the lower-case "should" to "can" to emphasize that this is a choice.

Added the second paragraph in 2.6 to make it clear that the SPI is used for mapping.

In [section 2.6](#), upgraded "needs to choose them so as to be unique identifiers of an IKE_SA" to a MUST.

Added sentences at the end of 2.6 explaining why the initiator should limit the number of responses it sends out.

In 2.6.1, added the example of the shorter exchange; this is copied from [RFC 4718](#) but was dropped in early drafts of this document.

Added the paragraph to 2.7 that describes needing two proposals if you are having both normal ciphers and combined-mode ciphers. [Issue #20].

In [section 2.8](#), added "Note that, when rekeying, the new Child SA MAY have different traffic selectors and algorithms than the old one."

Added a note in 2.9 that PFKEY applies only to IKEv1. Also added that unknown traffic selector types are not returned in narrowed responses.

Added note in the first paragraph of Section 2.9.1 about decorrelated policies preventing the problem mentioned.

In 2.12, removed "In particular, it MUST forget the secrets used in the Diffie-Hellman calculation and any state that may persist in the state of a pseudo-random number generator that could be used to recompute the Diffie-Hellman secrets."

In 2.15, noted that the retry could happen multiple times for different reasons.

In [section 2.16](#), changed "This shared key generated during an IKE exchange" to "This key".

At the end of 2.19, added statement that FAILED_CP_REQUIRED is not fatal to the IKE SA.

Added the reference to ROHCv2 to the end of 2.22.

In 2.23, changed "can negotiate" to "will use". for UDP encapsulation. Added "or 4500" to "...MUST be sent from and to UDP

port 500". Also removed the text about why not to do NAT-traversal over port 500 because we later say you can't do that anyway. [Issue #27] Also removed the last paragraph, which obliquely pointed to MOBIKE. More will be added later on MOBIKE.

In 3.1, removed "and orderings of messages" from "Exchange type". [Issue #29]

In 3.1, added "This bit changes to reflect who initiated the last rekey of the IKE SA." to the description of the Initiator bit.

In 3.3, added a long example of why you might use a Proposal structure because of combined-mode algorithms. [Issue #42]

In 3.3.2, changed "is unnecessary because the last Proposal could be identified from the length of the SA" to "is unnecessary because the last transform could be identified from the length of the proposal."

Added reference to AEAD to 3.3.2 and 3.3.3.

Added the reference to [RFC 2104](#) back for PRF_HMAC_TIGER in 3.3.2. [Issue #33]

Added note at the bottom of 3.3.2 to see the IANA registry.

In 3.3.4, removed all the "this could happen in the future" stuff because it already happened.

Added a reference to email address internationalization to 3.5, making the address binary (not ASCII).

In the table in 3.6, made "Authority Revocation List (ARL) 8" and "X.509 Certificate - Attribute 10" unspecified.

In 3.7, changed the last sentence of the first paragraph to eliminate the non-protocol SHOULD.

In 3.13.1, added "(including protocol 0)" for the start port and end port.

In 3.14, updated the discussion of initialization modes to reflect that it is only about CBC, and that other specs have to specify their own IVs.

In 3.15.1, added a pointer to 3.15.3. In the entries for INTERNAL_IP4_SUBNET and INTERNAL_IP6_SUBNET, added a pointer to 3.15.2.

In 3.15.4, added "The IKE SA is still created even if the initial Child SA cannot be created because of this failure."

Changed "EAP exchange" to "EAP authentication" in 5.

Removed "In particular, these exponents MUST NOT be derived from long-lived secrets like the seed to a pseudo-random generator that is not erased after use." from [section 5](#) because it is not possible in most implementations to do so.

Updated a bunch of reference to their newer versions.

Added "[V+]" to the end of the exchanges in C.4 and C.5.

Added two more response templates to [Appendix C.1](#). Added another response template in [Appendix C.2](#). Added two more responses in [Appendix C.4](#).

[E.8.](#) Changes from [draft-ietf-ipsecme-ikev2bis-01](#) to [draft-ietf-ipsecme-ikev2bis-02](#)

In [section 1.3.1](#), added "Failure of an attempt to create a CHILD SA SHOULD NOT tear down the IKE SA: there is no reason to lose the work done to set up the IKE SA. When an IKE SA is not created, the error message return SHOULD NOT be encrypted because the other party will not be able to authenticate that message." This may be changed again in the future. [Issue #9]

In [section 1.3.2](#), changed "The KEi payload SHOULD be included" to be "The KEi payload MUST be included". This also lead to changes in [section 2.18](#). The square brackets around "g^ir (new)" in the SKEYSEED calculation are eliminated, and the requirement language in the paragraph starting "The main rekeying" is changed from SHOULD to MUST. [Issue #50]

In [section 1.3.2](#), changed "The window size starts at 1 for any new IKE SA." to "The first IKE requests from both sides on the new IKE SA will have message ID 0. The old IKE SA retains its numbering, so any further requests (for example, to delete the IKE SA) will have consecutive numbering. The new IKE SA also has its window size reset to 1, and the initiator in this rekey exchange is the new "original initiator" of the new IKE SA." [Issue #65]

Added to [section 1.5](#): For a one-way INVALID_IKE_SPI notification for an unrecognized SPI, the responder SHOULD copy the Exchange Type from the request. [Issue #46]

In 2.1, at the end of the paragraph about retransmission timers,

added "In order to allow saving memory, responders are allowed to forget response after a timeout of several minutes. If the responder receives a retransmitted request for which it has already forgotten the response, it MUST ignore the request (and not, for example, attempt constructing a new response)." [Issue #14]

In 2.6, added: "Also, incorporating Ni in the hash prevents an attacker from fetching one cookie from the other end, and then initiating many IKE_SA_INIT exchanges all with different initiator SPIs (and perhaps port numbers) so that the responder thinks that there are lots of machines behind one NAT box who are all trying to connect." [Issue #19]

Added text for the new 2.8.2, and bumped the section number of the old 2.8.2 to 2.8.3. [Issue #22]

Added a reference to the end of 2.12 on key reuse.

Added to the end of the first paragraph in 2.19: Note, however, it is usual to only assign one IP address during the IKE_AUTH exchange. That address persists at least until the deletion of the IKE SA. [Issue #79]

Added the following to 2.23: An initiator can float to port 4500, regardless whether or not there is NAT, even at the beginning of IKE. When either side is using port 4500, sending with UDP encapsulation is not required, but understanding received packets with UDP encapsulation is required. UDP encapsulation MUST NOT be done on port 500. If NAT-T is supported (that is, if NAT_DETECTION_*_IP payloads were exchanged during IKE_SA_INIT), all devices MUST be able to receive and process both UDP encapsulated and non-UDP encapsulated packets at any time. Either side can decide whether or not to use UDP encapsulation irrespective of the choice made by the other side. However, if a NAT is detected, both devices MUST send UDP encapsulated packets. [Issue #40]

The second-to-last paragraph in [section 3.4](#) is changed to: The DH Group # identifies the Diffie-Hellman group in which the Key Exchange Data was computed (see [Section 3.3.2](#). This Group # MUST match a DH Group specified in a proposal in the SA payload that is sent in the same message, and SHOULD match the DH group in the first group in the first proposal, if such exists. If none of the proposals in that SA payload specifies a DH Group, the KE payload MUST NOT be present. If the selected proposal uses a different Diffie-Hellman group (other than NONE), the message MUST be rejected with a Notify payload of type INVALID_KEY_PAYLOAD. [Issue #30]

In 3.10.1, changed the definition of NO_PROPOSAL_CHOSEN, 14, to: None

of the proposed crypto suites was acceptable. This can be sent in any case where the offered proposal (including but not limited to SA payload values, USE_TRANSPORT_MODE notify, IPCOMP_SUPPORTED notify) are not acceptable for the responder. This can also be used as "generic" Child SA error when Child SA cannot be created for some other reason. See also [Section 2.7](#). [Issue #81]

In the description of IVs in 3.14, reorganized the text a bit to emphasize when we are and are not talking about CBC. [Issue #68]

Added the following to [section 5](#) (Security Considerations): "The IKE_SA_INIT and IKE_AUTH exchanges happen before the initiator has been authenticated. As a result, an implementation of this protocol needs to be completely robust when deployed on any insecure network. Implementation vulnerabilities, particularly denial-of-service attacks, can be exploited by unauthenticated peers. This issue is particularly worrisome because of the unlimited number of messages in EAP-based authentication." [Issue #62]

Added new [Appendix D](#), "Significant Changes from [RFC 4306](#)", as a placeholder for now. [Issue #3]

Authors' Addresses

Charlie Kaufman
Microsoft
1 Microsoft Way
Redmond, WA 98052
US

Phone: 1-425-707-3335
Email: charliek@microsoft.com

Paul Hoffman
VPN Consortium
127 Segre Place
Santa Cruz, CA 95060
US

Phone: 1-831-426-9827
Email: paul.hoffman@vpnc.org

Yoav Nir
Check Point Software Technologies Ltd.
5 Hasolelim St.
Tel Aviv 67897
Israel

Email: ynir@checkpoint.com

Pasi Eronen
Nokia Research Center
P.O. Box 407
FIN-00045 Nokia Group
Finland

Email: pasi.eronen@nokia.com

