

Network Working Group
Internet-Draft
Obsoletes: [4306](#), [4718](#)
(if approved)
Intended status: Standards Track
Expires: October 10, 2010

C. Kaufman
Microsoft
P. Hoffman
VPN Consortium
Y. Nir
Check Point
P. Eronen
Nokia
April 8, 2010

Internet Key Exchange Protocol: IKEv2
draft-ietf-ipsecme-ikev2bis-09

Abstract

This document describes version 2 of the Internet Key Exchange (IKE) protocol. IKE is a component of IPsec used for performing mutual authentication and establishing and maintaining security associations (SAs). This document replaces and updates [RFC 4306](#), and includes all of the clarifications from [RFC 4718](#).

Status of this Memo

This Internet-Draft is submitted in full conformance with the provisions of [BCP 78](#) and [BCP 79](#).

Internet-Drafts are working documents of the Internet Engineering Task Force (IETF). Note that other groups may also distribute working documents as Internet-Drafts. The list of current Internet-Drafts is at <http://datatracker.ietf.org/drafts/current/>.

Internet-Drafts are draft documents valid for a maximum of six months and may be updated, replaced, or obsoleted by other documents at any time. It is inappropriate to use Internet-Drafts as reference material or to cite them other than as "work in progress."

This Internet-Draft will expire on October 10, 2010.

Copyright Notice

Copyright (c) 2010 IETF Trust and the persons identified as the document authors. All rights reserved.

This document is subject to [BCP 78](#) and the IETF Trust's Legal Provisions Relating to IETF Documents (<http://trustee.ietf.org/license-info>) in effect on the date of publication of this document. Please review these documents carefully, as they describe your rights and restrictions with respect to this document. Code Components extracted from this document must include Simplified BSD License text as described in Section 4.e of the Trust Legal Provisions and are provided without warranty as

described in the Simplified BSD License.

This document may contain material from IETF Documents or IETF Contributions published or made publicly available before November 10, 2008. The person(s) controlling the copyright in some of this material may not have granted the IETF Trust the right to allow modifications of such material outside the IETF Standards Process. Without obtaining an adequate license from the person(s) controlling the copyright in such materials, this document may not be modified outside the IETF Standards Process, and derivative works of it may not be created outside the IETF Standards Process, except to format it for publication as an RFC or to translate it into languages other than English.

Table of Contents

1. Introduction
 - 1.1. Usage Scenarios
 - 1.1.1. Security Gateway to Security Gateway Tunnel Mode
 - 1.1.2. Endpoint-to-Endpoint Transport Mode
 - 1.1.3. Endpoint to Security Gateway Tunnel Mode
 - 1.1.4. Other Scenarios
 - 1.2. The Initial Exchanges
 - 1.3. The CREATE_CHILD_SA Exchange
 - 1.3.1. Creating New Child SAs with the CREATE_CHILD_SA Exchange
 - 1.3.2. Rekeying IKE SAs with the CREATE_CHILD_SA Exchange
 - 1.3.3. Rekeying Child SAs with the CREATE_CHILD_SA Exchange
 - 1.4. The INFORMATIONAL Exchange
 - 1.4.1. Deleting an SA with INFORMATIONAL Exchanges
 - 1.5. Informational Messages outside of an IKE SA
 - 1.6. Requirements Terminology
 - 1.7. Significant Differences Between [RFC 4306](#) and This Document
2. IKE Protocol Details and Variations
 - 2.1. Use of Retransmission Timers
 - 2.2. Use of Sequence Numbers for Message ID
 - 2.3. Window Size for Overlapping Requests
 - 2.4. State Synchronization and Connection Timeouts
 - 2.5. Version Numbers and Forward Compatibility
 - 2.6. IKE SA SPIs and Cookies
 - 2.6.1. Interaction of COOKIE and INVALID_KEY_PAYLOAD
 - 2.7. Cryptographic Algorithm Negotiation
 - 2.8. Rekeying
 - 2.8.1. Simultaneous Child SA rekeying
 - 2.8.2. Simultaneous IKE SA Rekeying
 - 2.8.3. Rekeying the IKE SA Versus Reauthentication
 - 2.9. Traffic Selector Negotiation
 - 2.9.1. Traffic Selectors Violating Own Policy

- 2.10. Nonces
- 2.11. Address and Port Agility
- 2.12. Reuse of Diffie-Hellman Exponentials
- 2.13. Generating Keying Material
- 2.14. Generating Keying Material for the IKE SA
- 2.15. Authentication of the IKE SA
- 2.16. Extensible Authentication Protocol Methods
- 2.17. Generating Keying Material for Child SAs
- 2.18. Rekeying IKE SAs Using a CREATE_CHILD_SA Exchange
- 2.19. Requesting an Internal Address on a Remote Network
- 2.20. Requesting the Peer's Version
- 2.21. Error Handling
 - 2.21.1. Error Handling in IKE_SA_INIT
 - 2.21.2. Error Handling in IKE_AUTH
 - 2.21.3. Error Handling after IKE SA is Authenticated
 - 2.21.4. Error Handling Outside IKE SA
- 2.22. IPComp
- 2.23. NAT Traversal
 - 2.23.1. Transport Mode NAT Traversal
- 2.24. Explicit Congestion Notification (ECN)
- 2.25. Exchange Collisions
 - 2.25.1. Collisions While Rekeying or Closing Child SAs
 - 2.25.2. Collisions While Rekeying or Closing IKE SAs
- 3. Header and Payload Formats
 - 3.1. The IKE Header
 - 3.2. Generic Payload Header
 - 3.3. Security Association Payload
 - 3.3.1. Proposal Substructure
 - 3.3.2. Transform Substructure
 - 3.3.3. Valid Transform Types by Protocol
 - 3.3.4. Mandatory Transform IDs
 - 3.3.5. Transform Attributes
 - 3.3.6. Attribute Negotiation
 - 3.4. Key Exchange Payload
 - 3.5. Identification Payloads
 - 3.6. Certificate Payload
 - 3.7. Certificate Request Payload
 - 3.8. Authentication Payload
 - 3.9. Nonce Payload
 - 3.10. Notify Payload
 - 3.10.1. Notify Message Types
 - 3.11. Delete Payload
 - 3.12. Vendor ID Payload
 - 3.13. Traffic Selector Payload
 - 3.13.1. Traffic Selector
 - 3.14. Encrypted Payload
 - 3.15. Configuration Payload
 - 3.15.1. Configuration Attributes
 - 3.15.2. Meaning of INTERNAL_IP4_SUBNET and INTERNAL_IP6_SUBNET
 - 3.15.3. Configuration payloads for IPv6

- 3.15.4. Address Assignment Failures
- 3.16. Extensible Authentication Protocol (EAP) Payload
- 4. Conformance Requirements
- 5. Security Considerations
 - 5.1. Traffic selector authorization
- 6. IANA Considerations
- 7. Acknowledgements
- 8. References
 - 8.1. Normative References
 - 8.2. Informative References
- [Appendix A](#). Summary of changes from IKEv1
- [Appendix B](#). Diffie-Hellman Groups
 - B.1. Group 1 - 768 Bit MODP
 - B.2. Group 2 - 1024 Bit MODP
- [Appendix C](#). Exchanges and Payloads
 - C.1. IKE_SA_INIT Exchange
 - C.2. IKE_AUTH Exchange without EAP
 - C.3. IKE_AUTH Exchange with EAP
 - C.4. CREATE_CHILD_SA Exchange for Creating or Rekeying Child SAs
 - C.5. CREATE_CHILD_SA Exchange for Rekeying the IKE SA
 - C.6. INFORMATIONAL Exchange
- [Appendix D](#). Changes Between Internet Draft Versions
 - D.1. Changes from IKEv2 to draft -00
 - D.2. Changes from draft -00 to draft -01
 - D.3. Changes from draft -00 to draft -01
 - D.4. Changes from draft -01 to draft -02
 - D.5. Changes from draft -02 to draft -03
 - D.6. Changes from draft -03 to [draft-ietf-ipsecme-ikev2bis-00](#)
 - D.7. Changes from [draft-ietf-ipsecme-ikev2bis-00](#) to [draft-ietf-ipsecme-ikev2bis-01](#)
 - D.8. Changes from [draft-ietf-ipsecme-ikev2bis-01](#) to [draft-ietf-ipsecme-ikev2bis-02](#)
 - D.9. Changes from [draft-ietf-ipsecme-ikev2bis-01](#) to [draft-ietf-ipsecme-ikev2bis-02](#)
 - D.10. Changes from [draft-ietf-ipsecme-ikev2bis-02](#) to [draft-ietf-ipsecme-ikev2bis-03](#)
 - D.11. Changes from [draft-ietf-ipsecme-ikev2bis-03](#) to [draft-ietf-ipsecme-ikev2bis-04](#)
 - D.12. Changes from [draft-ietf-ipsecme-ikev2bis-04](#) to [draft-ietf-ipsecme-ikev2bis-05](#)
 - D.13. Changes from [draft-ietf-ipsecme-ikev2bis-05](#) to [draft-ietf-ipsecme-ikev2bis-06](#)
 - D.14. Changes from [draft-ietf-ipsecme-ikev2bis-06](#) to [draft-ietf-ipsecme-ikev2bis-07](#)
 - D.15. Changes from [draft-ietf-ipsecme-ikev2bis-07](#) to [draft-ietf-ipsecme-ikev2bis-08](#)
 - D.16. Changes from [draft-ietf-ipsecme-ikev2bis-08](#) to [draft-ietf-ipsecme-ikev2bis-09](#)

Authors' Addresses

1. Introduction

IP Security (IPsec) provides confidentiality, data integrity, access control, and data source authentication to IP datagrams. These services are provided by maintaining shared state between the source and the sink of an IP datagram. This state defines, among other things, the specific services provided to the datagram, which cryptographic algorithms will be used to provide the services, and the keys used as input to the cryptographic algorithms.

Establishing this shared state in a manual fashion does not scale well. Therefore, a protocol to establish this state dynamically is needed. This document describes such a protocol -- the Internet Key Exchange (IKE). Version 1 of IKE was defined in RFCs 2407 [[DOI](#)], 2408 [[ISAKMP](#)], and 2409 [[IKEV1](#)]. IKEv2 replaced all of those RFCs. IKEv2 was defined in [[IKEV2](#)] ([RFC 4306](#)) and was clarified in [[Clarif](#)] ([RFC 4718](#)). This document replaces and updates [RFC 4306](#) and [RFC 4718](#). IKEv2 was a change to the IKE protocol that was not backward compatible. In contrast, the current document not only provides a clarification of IKEv2, but makes minimum changes to the IKE protocol. A list of the significant differences between [RFC 4306](#) and this document is given in [Section 1.7](#).

IKE performs mutual authentication between two parties and establishes an IKE security association (SA) that includes shared secret information that can be used to efficiently establish SAs for Encapsulating Security Payload (ESP) [[ESP](#)] or Authentication Header (AH) [[AH](#)] and a set of cryptographic algorithms to be used by the SAs to protect the traffic that they carry. In this document, the term "suite" or "cryptographic suite" refers to a complete set of algorithms used to protect an SA. An initiator proposes one or more suites by listing supported algorithms that can be combined into suites in a mix-and-match fashion. IKE can also negotiate use of IP Compression (IPComp) [[IP-COMP](#)] in connection with an ESP or AH SA. The SAs for ESP or AH that get set up through that IKE SA we call "Child SAs".

All IKE communications consist of pairs of messages: a request and a response. The pair is called an "exchange", and is sometimes called "request/response pair". The first exchange of messages establishing an IKE SA are called the IKE_SA_INIT and IKE_AUTH exchanges; subsequent IKE exchanges are called the CREATE_CHILD_SA or INFORMATIONAL exchanges. In the common case, there is a single IKE_SA_INIT exchange and a single IKE_AUTH exchange (a total of four messages) to establish the IKE SA and the first Child SA. In exceptional cases, there may be more than one of each of these exchanges. In all cases, all IKE_SA_INIT exchanges MUST complete before any other exchange type, then all IKE_AUTH exchanges MUST complete, and following that any number of CREATE_CHILD_SA and

INFORMATIONAL exchanges may occur in any order. In some scenarios, only a single Child SA is needed between the IPsec endpoints, and therefore there would be no additional exchanges. Subsequent exchanges MAY be used to establish additional Child SAs between the same authenticated pair of endpoints and to perform housekeeping functions.

An IKE message flow always consists of a request followed by a response. It is the responsibility of the requester to ensure reliability. If the response is not received within a timeout interval, the requester needs to retransmit the request (or abandon the connection).

The first exchange of an IKE session, `IKE_SA_INIT`, negotiates security parameters for the IKE SA, sends nonces, and sends Diffie-Hellman values.

The second exchange, `IKE_AUTH`, transmits identities, proves knowledge of the secrets corresponding to the two identities, and sets up an SA for the first (and often only) AH or ESP Child SA (unless there is failure setting up the AH or ESP Child SA, in which case the IKE SA is still established without the Child SA).

The types of subsequent exchanges are `CREATE_CHILD_SA` (which creates a Child SA) and `INFORMATIONAL` (which deletes an SA, reports error conditions, or does other housekeeping). Every request requires a response. An `INFORMATIONAL` request with no payloads (other than the empty Encrypted payload required by the syntax) is commonly used as a check for liveness. These subsequent exchanges cannot be used until the initial exchanges have completed.

In the description that follows, we assume that no errors occur. Modifications to the flow when errors occur are described in [Section 2.21](#).

1.1. Usage Scenarios

IKE is used to negotiate ESP or AH SAs in a number of different scenarios, each with its own special requirements.

1.1.1. Security Gateway to Security Gateway Tunnel Mode

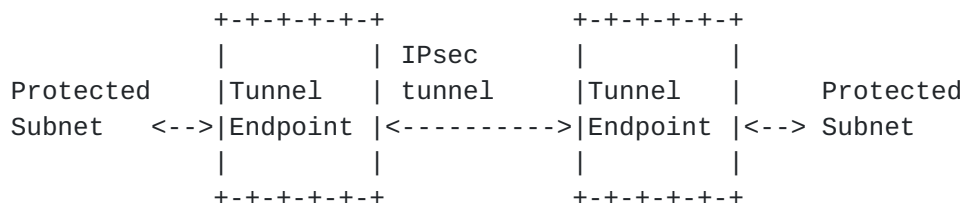


Figure 1: Security Gateway to Security Gateway Tunnel

In this scenario, neither endpoint of the IP connection implements

IPsec, but network nodes between them protect traffic for part of the way. Protection is transparent to the endpoints, and depends on ordinary routing to send packets through the tunnel endpoints for processing. Each endpoint would announce the set of addresses "behind" it, and packets would be sent in tunnel mode where the inner IP header would contain the IP addresses of the actual endpoints.

1.1.2. Endpoint-to-Endpoint Transport Mode

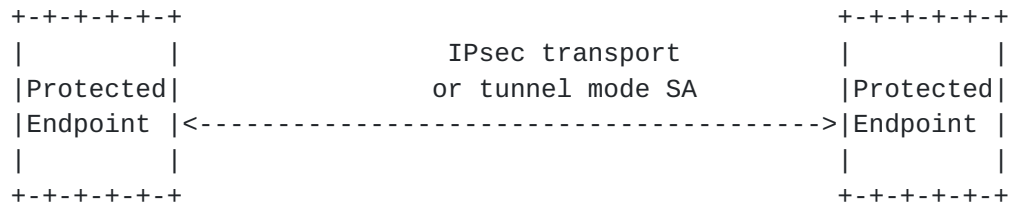


Figure 2: Endpoint to Endpoint

In this scenario, both endpoints of the IP connection implement IPsec, as required of hosts in [\[IPSECARCH\]](#). Transport mode will commonly be used with no inner IP header. A single pair of addresses will be negotiated for packets to be protected by this SA. These endpoints MAY implement application layer access controls based on the IPsec authenticated identities of the participants. This scenario enables the end-to-end security that has been a guiding principle for the Internet since [\[ARCHPRINC\]](#), [\[TRANSPARENCY\]](#), and a method of limiting the inherent problems with complexity in networks noted by [\[ARCHGUIDEPHIL\]](#). Although this scenario may not be fully applicable to the IPv4 Internet, it has been deployed successfully in specific scenarios within intranets using IKEv1. It should be more broadly enabled during the transition to IPv6 and with the adoption of IKEv2.

It is possible in this scenario that one or both of the protected endpoints will be behind a network address translation (NAT) node, in which case the tunneled packets will have to be UDP encapsulated so that port numbers in the UDP headers can be used to identify individual endpoints "behind" the NAT (see [Section 2.23](#)).

1.1.3. Endpoint to Security Gateway Tunnel Mode

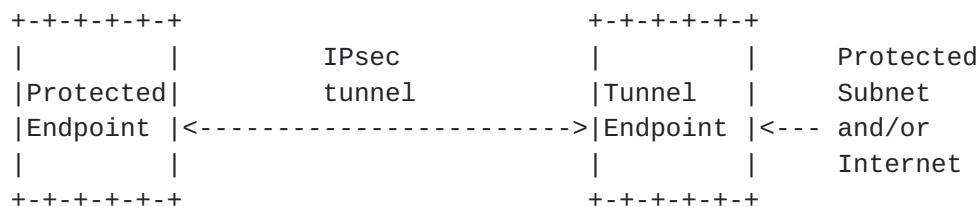


Figure 3: Endpoint to Security Gateway Tunnel

In this scenario, a protected endpoint (typically a portable roaming

computer) connects back to its corporate network through an IPsec-protected tunnel. It might use this tunnel only to access information on the corporate network, or it might tunnel all of its traffic back through the corporate network in order to take advantage of protection provided by a corporate firewall against Internet-based attacks. In either case, the protected endpoint will want an IP address associated with the security gateway so that packets returned to it will go to the security gateway and be tunneled back. This IP address may be static or may be dynamically allocated by the security gateway. In support of the latter case, IKEv2 includes a mechanism (namely, configuration payloads) for the initiator to request an IP address owned by the security gateway for use for the duration of its SA.

In this scenario, packets will use tunnel mode. On each packet from the protected endpoint, the outer IP header will contain the source IP address associated with its current location (i.e., the address that will get traffic routed to the endpoint directly), while the inner IP header will contain the source IP address assigned by the security gateway (i.e., the address that will get traffic routed to the security gateway for forwarding to the endpoint). The outer destination address will always be that of the security gateway, while the inner destination address will be the ultimate destination for the packet.

In this scenario, it is possible that the protected endpoint will be behind a NAT. In that case, the IP address as seen by the security gateway will not be the same as the IP address sent by the protected endpoint, and packets will have to be UDP encapsulated in order to be routed properly. Interaction with NATs is covered in detail in [Section 2.23](#).

[1.1.4.](#) Other Scenarios

Other scenarios are possible, as are nested combinations of the above. One notable example combines aspects of 1.1.1 and 1.1.3. A subnet may make all external accesses through a remote security gateway using an IPsec tunnel, where the addresses on the subnet are routed to the security gateway by the rest of the Internet. An example would be someone's home network being virtually on the Internet with static IP addresses even though connectivity is provided by an ISP that assigns a single dynamically assigned IP address to the user's security gateway (where the static IP addresses and an IPsec relay are provided by a third party located elsewhere).

[1.2.](#) The Initial Exchanges

Communication using IKE always begins with IKE_SA_INIT and IKE_AUTH exchanges (known in IKEv1 as Phase 1). These initial exchanges normally consist of four messages, though in some scenarios that number can grow. All communications using IKE consist of request/

response pairs. We'll describe the base exchange first, followed by variations. The first pair of messages (IKE_SA_INIT) negotiate cryptographic algorithms, exchange nonces, and do a Diffie-Hellman exchange [DH].

The second pair of messages (IKE_AUTH) authenticate the previous messages, exchange identities and certificates, and establish the first Child SA. Parts of these messages are encrypted and integrity protected with keys established through the IKE_SA_INIT exchange, so the identities are hidden from eavesdroppers and all fields in all the messages are authenticated. See [Section 2.14](#) for information on how the encryption keys are generated. (A man-in-the-middle who cannot complete the IKE_AUTH exchange can nonetheless see the identity of the initiator.)

All messages following the initial exchange are cryptographically protected using the cryptographic algorithms and keys negotiated in the IKE_SA_INIT exchange. These subsequent messages use the syntax of the Encrypted Payload described in [Section 3.14](#), encrypted with keys that are derived as described in [Section 2.14](#). All subsequent messages include an Encrypted Payload, even if they are referred to in the text as "empty". For the CREATE_CHILD_SA, IKE_AUTH, or INFORMATIONAL exchanges, the message following the header is encrypted and the message including the header is integrity protected using the cryptographic algorithms negotiated for the IKE SA.

Every IKE message contains a Message ID as part of its fixed header. This Message ID is used to match up requests and responses, and to identify retransmissions of messages.

In the following descriptions, the payloads contained in the message are indicated by names as listed below.

Notation	Payload

AUTH	Authentication
CERT	Certificate
CERTREQ	Certificate Request
CP	Configuration
D	Delete
EAP	Extensible Authentication
HDR	IKE Header (not a payload)
Idi	Identification - Initiator
Idr	Identification - Responder
KE	Key Exchange
Ni, Nr	Nonce
N	Notify
SA	Security Association
SK	Encrypted and Authenticated
TSi	Traffic Selector - Initiator
TSr	Traffic Selector - Responder

V Vendor ID

The details of the contents of each payload are described in [section 3](#). Payloads that may optionally appear will be shown in brackets, such as [CERTREQ]; this indicates that a certificate request payload can optionally be included.

The initial exchanges are as follows:

```
Initiator                               Responder
-----
HDR, SAi1, KEi, Ni -->
```

HDR contains the Security Parameter Indexes (SPIs), version numbers, and flags of various sorts. The SAi1 payload states the cryptographic algorithms the initiator supports for the IKE SA. The KE payload sends the initiator's Diffie-Hellman value. Ni is the initiator's nonce.

```
<-- HDR, SAR1, KEr, Nr, [CERTREQ]
```

The responder chooses a cryptographic suite from the initiator's offered choices and expresses that choice in the SAR1 payload, completes the Diffie-Hellman exchange with the KEr payload, and sends its nonce in the Nr payload.

At this point in the negotiation, each party can generate SKEYSEED, from which all keys are derived for that IKE SA. The messages that follow are encrypted and integrity protected in their entirety, with the exception of the message headers. The keys used for the encryption and integrity protection are derived from SKEYSEED and are known as SK_e (encryption) and SK_a (authentication, a.k.a. integrity protection); see [Section 2.13](#) and [Section 2.14](#) for details on the key derivation. A separate SK_e and SK_a is computed for each direction. In addition to the keys SK_e and SK_a derived from the Diffie-Hellman value for protection of the IKE SA, another quantity SK_d is derived and used for derivation of further keying material for Child SAs. The notation SK { ... } indicates that these payloads are encrypted and integrity protected using that direction's SK_e and SK_a.

```
HDR, SK {IDi, [CERT,] [CERTREQ,]
      [IDr,] AUTH, SAi2,
      TSi, TSr} -->
```

The initiator asserts its identity with the IDi payload, proves knowledge of the secret corresponding to IDi and integrity protects the contents of the first message using the AUTH payload (see [Section 2.15](#)). It might also send its certificate(s) in CERT payload(s) and a list of its trust anchors in CERTREQ payload(s). If any CERT payloads are included, the first certificate provided MUST contain the public key used to verify the AUTH field.

The optional payload IDr enables the initiator to specify which of the responder's identities it wants to talk to. This is useful when the machine on which the responder is running is hosting multiple identities at the same IP address. If the IDr proposed by the initiator is not acceptable to the responder, the responder might use some other IDr to finish the exchange. If the initiator then does not accept the fact that responder used an IDr different than the one that was requested, the initiator can close the SA after noticing the fact.

The traffic selectors (TSi and TSr) are discussed in [Section 2.9](#).

The initiator begins negotiation of a Child SA using the SAI2 payload. The final fields (starting with SAI2) are described in the description of the CREATE_CHILD_SA exchange.

```
<-- HDR, SK {IDr, [CERT,] AUTH,
      SAr2, TSi, TSr}
```

The responder asserts its identity with the IDr payload, optionally sends one or more certificates (again with the certificate containing the public key used to verify AUTH listed first), authenticates its identity and protects the integrity of the second message with the AUTH payload, and completes negotiation of a Child SA with the additional fields described below in the CREATE_CHILD_SA exchange.

Both parties in the IKE_SA_INIT exchange MUST verify that all signatures and MACs are computed correctly. If either side uses a shared secret for authentication, the names in the ID payload MUST correspond to the key used to generate the AUTH payload.

Because the initiator sends its Diffie-Hellman value in the IKE_SA_INIT, it must guess the Diffie-Hellman group that the responder will select from its list of supported groups. If the initiator guesses wrong, the responder will respond with a Notify payload of type INVALID_KEY_PAYLOAD indicating the selected group. In this case, the initiator MUST retry the IKE_SA_INIT with the corrected Diffie-Hellman group. The initiator MUST again propose its full set of acceptable cryptographic suites because the rejection message was unauthenticated and otherwise an active attacker could trick the endpoints into negotiating a weaker suite than a stronger one that they both prefer.

If creating the Child SA during the IKE_AUTH exchange fails for some reason, the IKE SA is still created as usual. The list of Notify message types in the IKE_AUTH exchange that do not prevent an IKE SA from being set up include at least the following: NO_PROPOSAL_CHOSEN, TS_UNACCEPTABLE, SINGLE_PAIR_REQUIRED, INTERNAL_ADDRESS_FAILURE, and FAILED_CP_REQUIRED.

If the failure is related to creating the IKE SA (for example, an

AUTHENTICATION_FAILED Notify error message is returned), the IKE SA is not created. Note that although the IKE_AUTH messages are encrypted and integrity protected, if the peer receiving this Notify error message has not yet authenticated the other end (or if the peer fails to authenticate the other end for some reason), the information needs to be treated with caution. More precisely, assuming that the MAC verifies correctly, the sender of the error Notify message is known to be the responder of the IKE_SA_INIT exchange, but the sender's identity cannot be assured.

Note that IKE_AUTH messages do not contain KEi/KEr or Ni/Nr payloads. Thus, the SA payloads in the IKE_AUTH exchange cannot contain Transform Type 4 (Diffie-Hellman Group) with any value other than NONE. Implementations SHOULD omit the whole transform substructure instead of sending value NONE.

1.3. The CREATE_CHILD_SA Exchange

The CREATE_CHILD_SA exchange is used to create new Child SAs and to rekey both IKE SAs and Child SAs. This exchange consists of a single request/response pair, and some of its function was referred to as a phase 2 exchange in IKEv1. It MAY be initiated by either end of the IKE SA after the initial exchanges are completed.

An SA is rekeyed by creating a new SA and then deleting the old one. This section describes the first part of rekeying, the creation of new SAs; [Section 2.8](#) covers the mechanics of rekeying, including moving traffic from old to new SAs and the deletion of the old SAs. The two sections must be read together to understand the entire process of rekeying.

Either endpoint may initiate a CREATE_CHILD_SA exchange, so in this section the term initiator refers to the endpoint initiating this exchange. An implementation MAY refuse all CREATE_CHILD_SA requests within an IKE SA.

The CREATE_CHILD_SA request MAY optionally contain a KE payload for an additional Diffie-Hellman exchange to enable stronger guarantees of forward secrecy for the Child SA. The keying material for the Child SA is a function of SK_d established during the establishment of the IKE SA, the nonces exchanged during the CREATE_CHILD_SA exchange, and the Diffie-Hellman value (if KE payloads are included in the CREATE_CHILD_SA exchange).

If a CREATE_CHILD_SA exchange includes a KEi payload, at least one of the SA offers MUST include the Diffie-Hellman group of the KEi. The Diffie-Hellman group of the KEi MUST be an element of the group the initiator expects the responder to accept (additional Diffie-Hellman groups can be proposed). If the responder selects a proposal using a different Diffie-Hellman group (other than NONE), the responder MUST reject the request and indicate its preferred Diffie-Hellman group in

the INVALID_KE_PAYLOAD Notify payload. There are two octets of data associated with this notification: the accepted Diffie-Hellman Group number in big endian order. In the case of such a rejection, the CREATE_CHILD_SA exchange fails, and the initiator will probably retry the exchange with a Diffie-Hellman proposal and KEi in the group that the responder gave in the INVALID_KE_PAYLOAD Notify payload.

The responder sends a NO_ADDITIONAL_SAS notification to indicate that a CREATE_CHILD_SA request is unacceptable because the responder is unwilling to accept any more Child SAs on this IKE SA. This notification can also be used to reject IKE SA rekey. Some minimal implementations may only accept a single Child SA setup in the context of an initial IKE exchange and reject any subsequent attempts to add more.

1.3.1. Creating New Child SAs with the CREATE_CHILD_SA Exchange

A Child SA may be created by sending a CREATE_CHILD_SA request. The CREATE_CHILD_SA request for creating a new Child SA is:

Initiator	Responder

HDR, SK {SA, Ni, [KEi], TSi, TSr} -->	

The initiator sends SA offer(s) in the SA payload, a nonce in the Ni payload, optionally a Diffie-Hellman value in the KEi payload, and the proposed traffic selectors for the proposed Child SA in the TSi and TSr payloads.

The CREATE_CHILD_SA response for creating a new Child SA is:

```
<-- HDR, SK {SA, Nr, [KEr],  
          TSi, TSr}
```

The responder replies (using the same Message ID to respond) with the accepted offer in an SA payload, and a Diffie-Hellman value in the KEr payload if KEi was included in the request and the selected cryptographic suite includes that group.

The traffic selectors for traffic to be sent on that SA are specified in the TS payloads in the response, which may be a subset of what the initiator of the Child SA proposed.

The USE_TRANSPORT_MODE notification MAY be included in a request message that also includes an SA payload requesting a Child SA. It requests that the Child SA use transport mode rather than tunnel mode for the SA created. If the request is accepted, the response MUST also include a notification of type USE_TRANSPORT_MODE. If the responder declines the request, the Child SA will be established in tunnel mode. If this is unacceptable to the initiator, the initiator MUST delete the SA. Note: Except when using this option to negotiate

transport mode, all Child SAs will use tunnel mode.

The ESP_TFC_PADDING_NOT_SUPPORTED notification asserts that the sending endpoint will not accept packets that contain Traffic Flow Confidentiality (TFC) padding over the Child SA being negotiated. If neither endpoint accepts TFC padding, this notification is included in both the request and the response. If this notification is included in only one of the messages, TFC padding can still be sent in the other direction.

The NON_FIRST_FRAGMENTS_ALSO notification is used for fragmentation control. See [[IPSECARCH](#)] for a fuller explanation. Both parties need to agree to sending non-first fragments before either party does so. It is enabled only if NON_FIRST_FRAGMENTS_ALSO notification is included in both the request proposing an SA and the response accepting it. If the responder does not want to send or receive non-first fragments, it only omits NON_FIRST_FRAGMENTS_ALSO notification from its response, but does not reject the whole Child SA creation.

An IPCOMP_SUPPORTED notification, covered in [Section 2.22](#), can also be included in the exchange.

A failed attempt to create a Child SA SHOULD NOT tear down the IKE SA: there is no reason to lose the work done to set up the IKE SA. See [Section 2.21](#) for a list of error messages that might occur if creating a Child SA fails.

[1.3.2.](#) Rekeying IKE SAs with the CREATE_CHILD_SA Exchange

The CREATE_CHILD_SA request for rekeying an IKE SA is:

Initiator	Responder

HDR, SK {SA, Ni, KEi} -->	

The initiator sends SA offer(s) in the SA payload, a nonce in the Ni payload, and a Diffie-Hellman value in the KEi payload. The KEi payload MUST be included. A new initiator SPI is supplied in the SPI field of the SA payload. Once a peer receives a request to rekey an IKE SA or sends a request to rekey an IKE SA, it SHOULD NOT start any new CREATE_CHILD_SA exchanges on the IKE SA that is being rekeyed.

The CREATE_CHILD_SA response for rekeying an IKE SA is:

<-- HDR, SK {SA, Nr, KEr}

The responder replies (using the same Message ID to respond) with the accepted offer in an SA payload, and a Diffie-Hellman value in the KEr payload if the selected cryptographic suite includes that group. A new responder SPI is supplied in the SPI field of the SA payload.

The new IKE SA has its message counters set to 0, regardless of what

they were in the earlier IKE SA. The first IKE requests from both sides on the new IKE SA will have message ID 0. The old IKE SA retains its numbering, so any further requests (for example, to delete the IKE SA) will have consecutive numbering. The new IKE SA also has its window size reset to 1, and the initiator in this rekey exchange is the new "original initiator" of the new IKE SA.

[Section 2.18](#) also covers IKE SA rekeying in detail.

1.3.3. Rekeying Child SAs with the CREATE_CHILD_SA Exchange

The CREATE_CHILD_SA request for rekeying a Child SA is:

Initiator	Responder

HDR, SK {N(REKEY_SA), SA, Ni, [KEi], TSi, TSr} -->	

The initiator sends SA offer(s) in the SA payload, a nonce in the Ni payload, optionally a Diffie-Hellman value in the KEi payload, and the proposed traffic selectors for the proposed Child SA in the TSi and TSr payloads.

The notifications described in [Section 1.3.1](#) may also be sent in a rekeying exchange. Usually these will be the same notifications that were used in the original exchange; for example, when rekeying a transport mode SA, the USE_TRANSPORT_MODE notification will be used.

The REKEY_SA notification MUST be included in a CREATE_CHILD_SA exchange if the purpose of the exchange is to replace an existing ESP or AH SA. The SA being rekeyed is identified by the SPI field in the Notify payload; this is the SPI the exchange initiator would expect in inbound ESP or AH packets. There is no data associated with this Notify message type. The Protocol ID field of the REKEY_SA notification is set to match the protocol of the SA we are rekeying, for example, 3 for ESP and 2 for AH.

The CREATE_CHILD_SA response for rekeying a Child SA is:

```
<-- HDR, SK {SA, Nr, [KEr],  
      TSi, TSr}
```

The responder replies (using the same Message ID to respond) with the accepted offer in an SA payload, and a Diffie-Hellman value in the KEr payload if KEi was included in the request and the selected cryptographic suite includes that group.

The traffic selectors for traffic to be sent on that SA are specified in the TS payloads in the response, which may be a subset of what the initiator of the Child SA proposed.

1.4. The INFORMATIONAL Exchange

At various points during the operation of an IKE SA, peers may desire to convey control messages to each other regarding errors or notifications of certain events. To accomplish this, IKE defines an INFORMATIONAL exchange. INFORMATIONAL exchanges MUST ONLY occur after the initial exchanges and are cryptographically protected with the negotiated keys. Note that some informational messages, not exchanges, can be sent outside the context of an IKE SA. [Section 2.21](#) also covers error messages in great detail.

Control messages that pertain to an IKE SA MUST be sent under that IKE SA. Control messages that pertain to Child SAs MUST be sent under the protection of the IKE SA which generated them (or its successor if the IKE SA was rekeyed).

Messages in an INFORMATIONAL exchange contain zero or more Notification, Delete, and Configuration payloads. The recipient of an INFORMATIONAL exchange request MUST send some response; otherwise, the sender will assume the message was lost in the network and will retransmit it. That response MAY be an empty message. The request message in an INFORMATIONAL exchange MAY also contain no payloads. This is the expected way an endpoint can ask the other endpoint to verify that it is alive.

The INFORMATIONAL exchange is defined as:

Initiator	Responder

HDR, SK {[N,] [D,] [CP,] ...} -->	<-- HDR, SK {[N,] [D,] [CP], ...}

The processing of an INFORMATIONAL exchange is determined by its component payloads.

[1.4.1.1](#). Deleting an SA with INFORMATIONAL Exchanges

ESP and AH SAs always exist in pairs, with one SA in each direction. When an SA is closed, both members of the pair MUST be closed (that is, deleted). Each endpoint MUST close its incoming SAs and allow the other endpoint to close the other SA in each pair. To delete an SA, an INFORMATIONAL exchange with one or more Delete payloads is sent listing the SPIs (as they would be expected in the headers of inbound packets) of the SAs to be deleted. The recipient MUST close the designated SAs. Note that one never sends delete payloads for the two sides of an SA in a single message. If there are many SAs to delete at the same time, one includes Delete payloads for the inbound half of each SA pair in the INFORMATIONAL exchange.

Normally, the response in the INFORMATIONAL exchange will contain

delete payloads for the paired SAs going in the other direction. There is one exception. If by chance both ends of a set of SAs independently decide to close them, each may send a delete payload and the two requests may cross in the network. If a node receives a delete request for SAs for which it has already issued a delete request, it **MUST** delete the outgoing SAs while processing the request and the incoming SAs while processing the response. In that case, the responses **MUST NOT** include delete payloads for the deleted SAs, since that would result in duplicate deletion and could in theory delete the wrong SA.

Similar to ESP and AH SAs, IKE SAs are also deleted by sending an Informational exchange. Deleting an IKE SA implicitly closes any remaining Child SAs negotiated under it. The response to a request that deletes the IKE SA is an empty INFORMATIONAL response.

Half-closed ESP or AH connections are anomalous, and a node with auditing capability should probably audit their existence if they persist. Note that this specification does not specify time periods, so it is up to individual endpoints to decide how long to wait. A node **MAY** refuse to accept incoming data on half-closed connections but **MUST NOT** unilaterally close them and reuse the SPIs. If connection state becomes sufficiently messed up, a node **MAY** close the IKE SA, as described above. It can then rebuild the SAs it needs on a clean base under a new IKE SA.

1.5. Informational Messages outside of an IKE SA

There are some cases in which a node receives a packet that it cannot process, but it may want to notify the sender about this situation.

- o If an ESP or AH packet arrives with an unrecognized SPI. This might be due to the receiving node having recently crashed and lost state, or because of some other system malfunction or attack.
- o If an encrypted IKE request packet arrives on port 500 or 4500 with an unrecognized IKE SPI. This might be due to the receiving node having recently crashed and lost state, or because of some other system malfunction or attack.
- o If an IKE request packet arrives with a higher major version number than the implementation supports.

In the first case, if the receiving node has an active IKE SA to the IP address from whence the packet came, it **MAY** send an INVALID_SPI notification of the wayward packet over that IKE SA in an INFORMATIONAL exchange. The Notification Data contains the SPI of the invalid packet. The recipient of this notification cannot tell whether the SPI is for AH or ESP, but this is not important because the SPIs are supposed to be different for the two. If no suitable IKE SA exists, the node **MAY** send an informational message without

cryptographic protection to the source IP address, using the source UDP port as the destination port if the packet was UDP (UDP-encapsulated ESP or AH). In this case, it should only be used by the recipient as a hint that something might be wrong (because it could easily be forged). This message is not part of an INFORMATIONAL exchange, and the receiving node MUST NOT respond to it because doing so could cause a message loop. The message is constructed as follows: there are no IKE SPI values that would be meaningful to the recipient of such a notification; using zero values or random values are both acceptable, this being the exception to the rule in [Section 3.1](#) that prohibits zero IKE Initiator SPIs. The Initiator flag is set to 1, the Response flag is set to 0, and the version flags are set in the normal fashion; these flags are described in [Section 3.1](#).

In the second and third cases, the message is always sent without cryptographic protection (outside of an IKE SA), and includes either an INVALID_IKE_SPI or an INVALID_MAJOR_VERSION notification (with no notification data). The message is a response message, and thus it is sent to the IP address and port from whence it came with the same IKE SPIs and the Message ID and Exchange Type are copied from the request. The Response flag is set to 1, and the version flags are set in the normal fashion.

1.6. Requirements Terminology

Definitions of the primitive terms in this document (such as Security Association or SA) can be found in [\[IPSECARCH\]](#). It should be noted that parts of IKEv2 rely on some of the processing rules in [\[IPSECARCH\]](#), as described in various sections of this document.

The key words "MUST", "MUST NOT", "REQUIRED", "SHALL", "SHALL NOT", "SHOULD", "SHOULD NOT", "RECOMMENDED", "MAY", and "OPTIONAL" in this document are to be interpreted as described in [\[MUSTSHOULD\]](#).

1.7. Significant Differences Between [RFC 4306](#) and This Document

This document contains clarifications and amplifications to IKEv2 [\[IKEV2\]](#). The clarifications are mostly based on [\[Clarif\]](#). The changes listed in that document were discussed in the IPsec Working Group and, after the Working Group was disbanded, on the IPsec mailing list. That document contains detailed explanations of areas that were unclear in IKEv2, and is thus useful to implementers of IKEv2.

The protocol described in this document retains the same major version number (2) and minor version number (0) as was used in [RFC 4306](#). That is, the version number is *not* changed from [RFC 4306](#).

This document makes the figures and references a bit more consistent than they were in [\[IKEV2\]](#).

IKEv2 developers have noted that the SHOULD-level requirements in [RFC 4306](#) are often unclear in that they don't say when it is OK to not obey the requirements. They also have noted that there are MUST-level requirements that are not related to interoperability. This document has more explanation of some of these requirements. All non-capitalized uses of the words SHOULD and MUST now mean their normal English sense, not the interoperability sense of [[MUSTSHOULD](#)].

IKEv2 (and IKEv1) developers have noted that there is a great deal of material in the tables of codes in [Section 3.10.1 in RFC 4306](#). This leads to implementers not having all the needed information in the main body of the document. Much of the material from those tables has been moved into the associated parts of the main body of the document.

This document removes discussion of nesting AH and ESP. This was a mistake in [RFC 4306](#) caused by the lag between finishing [RFC 4306](#) and [RFC 4301](#). Basically, IKEv2 is based on [RFC 4301](#), which does not include "SA bundles" that were part of [RFC 2401](#). While a single packet can go through IPsec processing multiple times, each of these passes uses a separate SA, and the passes are coordinated by the forwarding tables. In IKEv2, each of these SAs has to be created using a separate CREATE_CHILD_SA exchange.

This document removes discussion of the INTERNAL_ADDRESS_EXPIRY configuration attribute because its implementation was very problematic. Implementations that conform to this document MUST ignore proposals that have configuration attribute type 5, the old value for INTERNAL_ADDRESS_EXPIRY. This document also removed INTERNAL_IP6_NBNS as a configuration attribute.

This document removes the allowance for rejecting messages where the payloads were not in the "right" order; now implementations MUST NOT reject them. This is due to the lack of clarity where the orders for the payloads are described.

The lists of items from [RFC 4306](#) that ended up in the IANA registry were trimmed to only include items that were actually defined in [RFC 4306](#). Also, many of those lists are now preceded with the very important instruction to developers that they really should look at the IANA registry at the time of development because new items have been added since [RFC 4306](#).

This document adds clarification on when notifications are and are not sent encrypted, depending on the state of the negotiation at the time.

This document discusses more about how to negotiate combined-mode ciphers.

In [section 1.3.2](#), changed "The KEi payload SHOULD be included" to be "The KEi payload MUST be included". This also led to changes in section 2.18.

In [Section 2.1](#), there is new material covering how the initiator's SPI and/or IP is used to differentiate if this is a "half-open" IKE SA or a new request.

This document clarifies the use of the critical flag in [Section 2.5](#).

In 2.8, changed "Note that, when rekeying, the new Child SA MAY have different traffic selectors and algorithms than the old one" to "Note that, when rekeying, the new Child SA SHOULD NOT have different traffic selectors and algorithms than the old one".

The new [Section 2.8.2](#) covers simultaneous IKE SA rekeying.

The new [Section 2.9.2](#) covers traffic selectors in rekeying.

This document adds the restriction in [Section 2.13](#) that all pseudo-random functions (PRFs) used with IKEv2 MUST take variable-sized keys. This should not affect any implementations because there were no standardized PRFs that have fixed-size keys.

[Section 2.18](#) requires doing a Diffie-Hellman exchange when rekeying the IKE_SA. In theory, [RFC 4306](#) allowed a policy where the Diffie-Hellman exchange was optional, but this was not useful (or appropriate) when rekeying the IKE_SA.

[Section 2.21](#) has been greatly expanded to cover the different cases where error responses are needed and the appropriate responses to them.

[Section 2.23](#) clarified that, in NAT traversal, now both UDP encapsulated IPsec packets and non-UDP encapsulated IPsec packets need to be understood when receiving.

Added [Section 2.23.1](#) to describe NAT traversal when transport mode is requested.

Added [Section 2.25](#) to explain how to act when there are timing collisions when deleting and/or rekeying SAs, and two new error notifications (TEMPORARY_FAILURE and CHILD_SA_NOT_FOUND) were defined.

In [Section 3.6](#), added "Implementations MUST support the HTTP method for hash-and-URL lookup. The behavior of other URL methods is not currently specified, and such methods SHOULD NOT be used in the absence of a document specifying them."

In [Section 3.15.3](#), added a pointer to a new document that is related to configuration of IPv6 addresses.

[Appendix C](#) was expanded and clarified.

2. IKE Protocol Details and Variations

IKE normally listens and sends on UDP port 500, though IKE messages may also be received on UDP port 4500 with a slightly different format (see [Section 2.23](#)). Since UDP is a datagram (unreliable) protocol, IKE includes in its definition recovery from transmission errors, including packet loss, packet replay, and packet forgery. IKE is designed to function so long as (1) at least one of a series of retransmitted packets reaches its destination before timing out; and (2) the channel is not so full of forged and replayed packets so as to exhaust the network or CPU capacities of either endpoint. Even in the absence of those minimum performance requirements, IKE is designed to fail cleanly (as though the network were broken).

Although IKEv2 messages are intended to be short, they contain structures with no hard upper bound on size (in particular, digital certificates), and IKEv2 itself does not have a mechanism for fragmenting large messages. IP defines a mechanism for fragmentation of oversized UDP messages, but implementations vary in the maximum message size supported. Furthermore, use of IP fragmentation opens an implementation to denial of service (DoS) attacks [[DOSUDPPROT](#)]. Finally, some NAT and/or firewall implementations may block IP fragments.

All IKEv2 implementations MUST be able to send, receive, and process IKE messages that are up to 1280 octets long, and they SHOULD be able to send, receive, and process messages that are up to 3000 octets long. IKEv2 implementations need to be aware of the maximum UDP message size supported and MAY shorten messages by leaving out some certificates or cryptographic suite proposals if that will keep messages below the maximum. Use of the "Hash and URL" formats rather than including certificates in exchanges where possible can avoid most problems. Implementations and configuration need to keep in mind, however, that if the URL lookups are possible only after the Child SA is established, recursion issues could prevent this technique from working.

The UDP payload of all packets containing IKE messages sent on port 4500 MUST begin with the prefix of four zeros; otherwise, the receiver won't know how to handle them.

[2.1. Use of Retransmission Timers](#)

All messages in IKE exist in pairs: a request and a response. The setup of an IKE SA normally consists of two exchanges. Once the IKE SA is set up, either end of the security association may initiate requests at any time, and there can be many requests and responses

"in flight" at any given moment. But each message is labeled as either a request or a response, and for each exchange, one end of the security association is the initiator and the other is the responder.

For every pair of IKE messages, the initiator is responsible for retransmission in the event of a timeout. The responder MUST never retransmit a response unless it receives a retransmission of the request. In that event, the responder MUST ignore the retransmitted request except insofar as it causes a retransmission of the response. The initiator MUST remember each request until it receives the corresponding response. The responder MUST remember each response until it receives a request whose sequence number is larger than or equal to the sequence number in the response plus its window size (see [Section 2.3](#)). In order to allow saving memory, responders are allowed to forget the response after a timeout of several minutes. If the responder receives a retransmitted request for which it has already forgotten the response, it MUST ignore the request (and not, for example, attempt constructing a new response).

IKE is a reliable protocol: the initiator MUST retransmit a request until either it receives a corresponding response, or until it deems the IKE SA to have failed. In the latter case, the initiator discards all state associated with the IKE SA and any Child SAs that were negotiated using that IKE SA. A retransmission from the initiator MUST be bitwise identical to the original request. That is, everything starting from the IKE Header (the IKE SA initiator's SPI onwards) must be bitwise identical; items before it (such as the IP and UDP headers) do not have to be identical.

Retransmissions of the IKE_SA_INIT request require some special handling. When a responder receives an IKE_SA_INIT request, it has to determine whether the packet is a retransmission belonging to an existing "half-open" IKE SA (in which case the responder retransmits the same response), or a new request (in which case the responder creates a new IKE SA and sends a fresh response), or it belongs to an existing IKE SA where the IKE_AUTH request has been already received (in which case the responder ignores it).

It is not sufficient to use the initiator's SPI and/or IP address to differentiate between these three cases because two different peers behind a single NAT could choose the same initiator SPI. Instead, a robust responder will do the IKE SA lookup using the whole packet, its hash, or the Ni payload.

The retransmission policy for one-way messages is somewhat different from that for regular messages. Because no acknowledgement is ever sent, there is no reason to gratuitously retransmit one-way messages. Given that all these messages are errors, it makes sense to send them only once per "offending" packet, and only retransmit if further offending packets are received. Still, it also makes sense to limit retransmissions of such error messages.

2.2. Use of Sequence Numbers for Message ID

Every IKE message contains a Message ID as part of its fixed header. This Message ID is used to match up requests and responses, and to identify retransmissions of messages. Retransmission of a message MUST use the same Message ID as the original message.

The Message ID is a 32-bit quantity, which is zero for the IKE_SA_INIT messages (including retries of the message due to responses such as COOKIE and INVALID_KEY_PAYLOAD), and incremented for each subsequent exchange. Thus, the first pair of IKE_AUTH messages will have ID of 1, the second (when EAP is used) will be 2, and so on. The Message ID is reset to zero in the new IKE SA after the IKE SA is rekeyed.

Each endpoint in the IKE Security Association maintains two "current" Message IDs: the next one to be used for a request it initiates and the next one it expects to see in a request from the other end. These counters increment as requests are generated and received. Responses always contain the same message ID as the corresponding request. That means that after the initial exchange, each integer *n* may appear as the message ID in four distinct messages: the *n*th request from the original IKE initiator, the corresponding response, the *n*th request from the original IKE responder, and the corresponding response. If the two ends make very different numbers of requests, the Message IDs in the two directions can be very different. There is no ambiguity in the messages, however, because the Initiator and Response flags in the message header specify which of the four messages a particular one is.

Throughout this document, "initiator" refers to the party who initiated the exchange being described. The "original initiator" always refers to the party who initiated the exchange which resulted in the current IKE SA. In other words, if the "original responder" starts rekeying the IKE SA, that party becomes the "original initiator" of the new IKE SA.

Note that Message IDs are cryptographically protected and provide protection against message replays. In the unlikely event that Message IDs grow too large to fit in 32 bits, the IKE SA MUST be closed or rekeyed.

2.3. Window Size for Overlapping Requests

The SET_WINDOW_SIZE notification asserts that the sending endpoint is capable of keeping state for multiple outstanding exchanges, permitting the recipient to send multiple requests before getting a response to the first. The data associated with a SET_WINDOW_SIZE notification MUST be 4 octets long and contain the big endian representation of the number of messages the sender promises to keep.

The window size is always one until the initial exchanges complete.

An IKE endpoint MUST wait for a response to each of its messages before sending a subsequent message unless it has received a SET_WINDOW_SIZE Notify message from its peer informing it that the peer is prepared to maintain state for multiple outstanding messages in order to allow greater throughput.

After an IKE SA is set up, in order to maximize IKE throughput, an IKE endpoint MAY issue multiple requests before getting a response to any of them, up to the limit set by its peer's SET_WINDOW_SIZE. These requests may pass one another over the network. An IKE endpoint MUST be prepared to accept and process a request while it has a request outstanding in order to avoid a deadlock in this situation. An IKE endpoint may also accept and process multiple requests while it has a request outstanding.

An IKE endpoint MUST NOT exceed the peer's stated window size for transmitted IKE requests. In other words, if the responder stated its window size is N, then when the initiator needs to make a request X, it MUST wait until it has received responses to all requests up through request X-N. An IKE endpoint MUST keep a copy of (or be able to regenerate exactly) each request it has sent until it receives the corresponding response. An IKE endpoint MUST keep a copy of (or be able to regenerate exactly) the number of previous responses equal to its declared window size in case its response was lost and the initiator requests its retransmission by retransmitting the request.

An IKE endpoint supporting a window size greater than one ought to be capable of processing incoming requests out of order to maximize performance in the event of network failures or packet reordering.

The window size is normally a (possibly configurable) property of a particular implementation, and is not related to congestion control (unlike the window size in TCP, for example). In particular, it is not defined what the responder should do when it receives a SET_WINDOW_SIZE notification containing a smaller value than is currently in effect. Thus, there is currently no way to reduce the window size of an existing IKE SA; you can only increase it. When rekeying an IKE SA, the new IKE SA starts with window size 1 until it is explicitly increased by sending a new SET_WINDOW_SIZE notification.

The INVALID_MESSAGE_ID notification is sent when an IKE message ID outside the supported window is received. This Notify message MUST NOT be sent in a response; the invalid request MUST NOT be acknowledged. Instead, inform the other side by initiating an INFORMATIONAL exchange with Notification data containing the four octet invalid message ID. Sending this notification is OPTIONAL, and notifications of this type MUST be rate limited.

2.4. State Synchronization and Connection Timeouts

An IKE endpoint is allowed to forget all of its state associated with an IKE SA and the collection of corresponding Child SAs at any time. This is the anticipated behavior in the event of an endpoint crash and restart. It is important when an endpoint either fails or reinitializes its state that the other endpoint detect those conditions and not continue to waste network bandwidth by sending packets over discarded SAs and having them fall into a black hole.

The INITIAL_CONTACT notification asserts that this IKE SA is the only IKE SA currently active between the authenticated identities. It MAY be sent when an IKE SA is established after a crash, and the recipient MAY use this information to delete any other IKE SAs it has to the same authenticated identity without waiting for a timeout. This notification MUST NOT be sent by an entity that may be replicated (e.g., a roaming user's credentials where the user is allowed to connect to the corporate firewall from two remote systems at the same time). The INITIAL_CONTACT notification, if sent, MUST be in the first IKE_AUTH request or response, not as a separate exchange afterwards; receiving parties MAY ignore it in other messages.

Since IKE is designed to operate in spite of DoS attacks from the network, an endpoint MUST NOT conclude that the other endpoint has failed based on any routing information (e.g., ICMP messages) or IKE messages that arrive without cryptographic protection (e.g., Notify messages complaining about unknown SPIs). An endpoint MUST conclude that the other endpoint has failed only when repeated attempts to contact it have gone unanswered for a timeout period or when a cryptographically protected INITIAL_CONTACT notification is received on a different IKE SA to the same authenticated identity. An endpoint should suspect that the other endpoint has failed based on routing information and initiate a request to see whether the other endpoint is alive. To check whether the other side is alive, IKE specifies an empty INFORMATIONAL message that (like all IKE requests) requires an acknowledgement (note that within the context of an IKE SA, an "empty" message consists of an IKE header followed by an Encrypted payload that contains no payloads). If a cryptographically protected (fresh, i.e. not retransmitted) message has been received from the other side recently, unprotected Notify messages MAY be ignored. Implementations MUST limit the rate at which they take actions based on unprotected messages.

Numbers of retries and lengths of timeouts are not covered in this specification because they do not affect interoperability. It is suggested that messages be retransmitted at least a dozen times over a period of at least several minutes before giving up on an SA, but different environments may require different rules. To be a good network citizen, retransmission times MUST increase exponentially to avoid flooding the network and making an existing congestion

situation worse. If there has only been outgoing traffic on all of the SAs associated with an IKE SA, it is essential to confirm liveness of the other endpoint to avoid black holes. If no cryptographically protected messages have been received on an IKE SA or any of its Child SAs recently, the system needs to perform a liveness check in order to prevent sending messages to a dead peer. (This is sometimes called "dead peer detection" or "DPD", although it is really detecting live peers, not dead ones.) Receipt of a fresh cryptographically protected message on an IKE SA or any of its Child SAs ensures liveness of the IKE SA and all of its Child SAs. Note that this places requirements on the failure modes of an IKE endpoint. An implementation needs to stop sending on any SA if some failure prevents it from receiving on all of the associated SAs. If a system creates Child SAs that can fail independently from one another without the associated IKE SA being able to send a delete message, then the system MUST negotiate such Child SAs using separate IKE SAs.

There is a DoS attack on the initiator of an IKE SA that can be avoided if the initiator takes the proper care. Since the first two messages of an SA setup are not cryptographically protected, an attacker could respond to the initiator's message before the genuine responder and poison the connection setup attempt. To prevent this, the initiator MAY be willing to accept multiple responses to its first message, treat each as potentially legitimate, respond to it, and then discard all the invalid half-open connections when it receives a valid cryptographically protected response to any one of its requests. Once a cryptographically valid response is received, all subsequent responses should be ignored whether or not they are cryptographically valid.

Note that with these rules, there is no reason to negotiate and agree upon an SA lifetime. If IKE presumes the partner is dead, based on repeated lack of acknowledgement to an IKE message, then the IKE SA and all Child SAs set up through that IKE SA are deleted.

An IKE endpoint may at any time delete inactive Child SAs to recover resources used to hold their state. If an IKE endpoint chooses to delete Child SAs, it MUST send Delete payloads to the other end notifying it of the deletion. It MAY similarly time out the IKE SA. Closing the IKE SA implicitly closes all associated Child SAs. In this case, an IKE endpoint SHOULD send a Delete payload indicating that it has closed the IKE SA unless the other endpoint is no longer responding.

2.5. Version Numbers and Forward Compatibility

This document describes version 2.0 of IKE, meaning the major version number is 2 and the minor version number is 0. This document is a replacement for [[IKEV2](#)]. It is likely that some implementations will want to support version 1.0 and version 2.0, and in the future, other

versions.

The major version number should be incremented only if the packet formats or required actions have changed so dramatically that an older version node would not be able to interoperate with a newer version node if it simply ignored the fields it did not understand and took the actions specified in the older specification. The minor version number indicates new capabilities, and MUST be ignored by a node with a smaller minor version number, but used for informational purposes by the node with the larger minor version number. For example, it might indicate the ability to process a newly defined Notify message type. The node with the larger minor version number would simply note that its correspondent would not be able to understand that message and therefore would not send it.

If an endpoint receives a message with a higher major version number, it MUST drop the message and SHOULD send an unauthenticated Notify message of type INVALID_MAJOR_VERSION containing the highest (closest) version number it supports. If an endpoint supports major version n , and major version m , it MUST support all versions between n and m . If it receives a message with a major version that it supports, it MUST respond with that version number. In order to prevent two nodes from being tricked into corresponding with a lower major version number than the maximum that they both support, IKE has a flag that indicates that the node is capable of speaking a higher major version number.

Thus, the major version number in the IKE header indicates the version number of the message, not the highest version number that the transmitter supports. If the initiator is capable of speaking versions n , $n+1$, and $n+2$, and the responder is capable of speaking versions n and $n+1$, then they will negotiate speaking $n+1$, where the initiator will set a flag indicating its ability to speak a higher version. If they mistakenly (perhaps through an active attacker sending error messages) negotiate to version n , then both will notice that the other side can support a higher version number, and they MUST break the connection and reconnect using version $n+1$.

Note that IKEv1 does not follow these rules, because there is no way in v1 of noting that you are capable of speaking a higher version number. So an active attacker can trick two v2-capable nodes into speaking v1. When a v2-capable node negotiates down to v1, it should note that fact in its logs.

Also for forward compatibility, all fields marked RESERVED MUST be set to zero by an implementation running version 2.0, and their content MUST be ignored by an implementation running version 2.0 ("Be conservative in what you send and liberal in what you receive"). In this way, future versions of the protocol can use those fields in a way that is guaranteed to be ignored by implementations that do not understand them. Similarly, payload types that are not defined are

reserved for future use; implementations of a version where they are undefined MUST skip over those payloads and ignore their contents.

IKEv2 adds a "critical" flag to each payload header for further flexibility for forward compatibility. If the critical flag is set and the payload type is unrecognized, the message MUST be rejected and the response to the IKE request containing that payload MUST include a Notify payload UNSUPPORTED_CRITICAL_PAYLOAD, indicating an unsupported critical payload was included. In that Notify payload, the notification data contains the one-octet payload type. If the critical flag is not set and the payload type is unsupported, that payload MUST be ignored. Payloads sent in IKE response messages MUST NOT have the critical flag set. Note that the critical flag applies only to the payload type, not the contents. If the payload type is recognized, but the payload contains something which is not (such as an unknown transform inside an SA payload, or an unknown Notify Message Type inside a Notify payload), the critical flag is ignored.

Although new payload types may be added in the future and may appear interleaved with the fields defined in this specification, implementations SHOULD send the payloads defined in this specification in the order shown in the figures in Sections [1](#) and [2](#); implementations MUST NOT reject as invalid a message with those payloads in any other order.

[2.6.](#) IKE SA SPIs and Cookies

The initial two eight-octet fields in the header, called the "IKE SPIs", are used as a connection identifier at the beginning of IKE packets. Each endpoint chooses one of the two SPIs and MUST choose them so as to be unique identifiers of an IKE SA. An SPI value of zero is special: it indicates that the remote SPI value is not yet known by the sender.

Incoming IKE packets are mapped to an IKE SA only using the packet's SPI, not using (for example) the source IP address of the packet.

Unlike ESP and AH where only the recipient's SPI appears in the header of a message, in IKE the sender's SPI is also sent in every message. Since the SPI chosen by the original initiator of the IKE SA is always sent first, an endpoint with multiple IKE SAs open that wants to find the appropriate IKE SA using the SPI it assigned must look at the Initiator flag in the header to determine whether it assigned the first or the second eight octets.

In the first message of an initial IKE exchange, the initiator will not know the responder's SPI value and will therefore set that field to zero. When the IKE_SA_INIT exchange does not result in the creation of an IKE SA due to INVALID_PAYLOAD, NO_PROPOSAL_CHOSEN, or COOKIE (see [Section 2.6](#)), the responder's SPI will be zero also in the response message. However, if the responder sends a non-zero

responder SPI, the initiator should not reject the response for only that reason.

Two expected attacks against IKE are state and CPU exhaustion, where the target is flooded with session initiation requests from forged IP addresses. This attack can be made less effective a responder uses minimal CPU and commits no state to an SA until it knows the initiator can receive packets at the address from which it claims to be sending them.

When a responder detects a large number of half-open IKE SAs, it SHOULD reply to IKE_SA_INIT requests with a response containing the COOKIE notification. The data associated with this notification MUST be between 1 and 64 octets in length (inclusive), and its generation is described later in this section. If the IKE_SA_INIT response includes the COOKIE notification, the initiator MUST then retry the IKE_SA_INIT request, and include the COOKIE notification containing the received data as the first payload, and all other payloads unchanged. The initial exchange will then be as follows:

Initiator	Responder

HDR(A,0), SAI1, KEi, Ni -->	
	<-- HDR(A,0), N(COOKIE)
HDR(A,0), N(COOKIE), SAI1, KEi, Ni -->	
	<-- HDR(A,B), SAR1, KEr, Nr, [CERTREQ]
HDR(A,B), SK {IDi, [CERT,] [CERTREQ,] [IDr,] AUTH, SAI2, TSi, TSr} -->	
	<-- HDR(A,B), SK {IDr, [CERT,] AUTH, SAR2, TSi, TSr}

The first two messages do not affect any initiator or responder state except for communicating the cookie. In particular, the message sequence numbers in the first four messages will all be zero and the message sequence numbers in the last two messages will be one. 'A' is the SPI assigned by the initiator, while 'B' is the SPI assigned by the responder.

An IKE implementation can implement its responder cookie generation in such a way as to not require any saved state to recognize its valid cookie when the second IKE_SA_INIT message arrives. The exact algorithms and syntax used to generate cookies do not affect interoperability and hence are not specified here. The following is an example of how an endpoint could use cookies to implement limited DoS protection.

A good way to do this is to set the responder cookie to be:

Cookie = <VersionIDofSecret> | Hash(Ni | IPi | SPIi | <secret>)

where <secret> is a randomly generated secret known only to the responder and periodically changed and | indicates concatenation. <VersionIDofSecret> should be changed whenever <secret> is regenerated. The cookie can be recomputed when the IKE_SA_INIT arrives the second time and compared to the cookie in the received message. If it matches, the responder knows that the cookie was generated since the last change to <secret> and that IPi must be the same as the source address it saw the first time. Incorporating SPIi into the calculation ensures that if multiple IKE SAs are being set up in parallel they will all get different cookies (assuming the initiator chooses unique SPIi's). Incorporating Ni in the hash ensures that an attacker who sees only message 2 can't successfully forge a message 3. Also, incorporating SPIi in the hash prevents an attacker from fetching one cookie from the other end, and then initiating many IKE_SA_INIT exchanges all with different initiator SPIs (and perhaps port numbers) so that the responder thinks that there are lots of machines behind one NAT box who are all trying to connect.

If a new value for <secret> is chosen while there are connections in the process of being initialized, an IKE_SA_INIT might be returned with other than the current <VersionIDofSecret>. The responder in that case MAY reject the message by sending another response with a new cookie or it MAY keep the old value of <secret> around for a short time and accept cookies computed from either one. The responder should not accept cookies indefinitely after <secret> is changed, since that would defeat part of the DoS protection. The responder should change the value of <secret> frequently, especially if under attack.

When one party receives an IKE_SA_INIT request containing a cookie whose contents do not match the value expected, that party MUST ignore the cookie and process the message as if no cookie had been included; usually this means sending a response containing a new cookie. The initiator should limit the number of cookie exchanges it tries before giving up, possibly using exponential back-off. An attacker can forge multiple cookie responses to the initiator's IKE_SA_INIT message, and each of those forged cookie replies will cause two packets to be sent: one packet from the initiator to the responder (which will reject those cookies), and one response from responder to initiator that includes the correct cookie.

A note on terminology: the term "cookies" originates with Karn and Simpson [[PHOTURIS](#)] in Photuris, an early proposal for key management with IPsec, and it has persisted. The Internet Security Association and Key Management Protocol (ISAKMP) [[ISAKMP](#)] fixed message header includes two eight-octet fields called "cookies", and that syntax is used by both IKEv1 and IKEv2, although in IKEv2 they are referred to as the "IKE SPI" and there is a new separate field in a Notify

payload holding the cookie.

2.6.1. Interaction of COOKIE and INVALID_KE_PAYLOAD

There are two common reasons why the initiator may have to retry the IKE_SA_INIT exchange: the responder requests a cookie or wants a different Diffie-Hellman group than was included in the KEi payload. If the initiator receives a cookie from the responder, the initiator needs to decide whether or not to include the cookie in only the next retry of the IKE_SA_INIT request, or in all subsequent retries as well.

If the initiator includes the cookie only in the next retry, one additional roundtrip may be needed in some cases. An additional roundtrip is needed also if the initiator includes the cookie in all retries, but the responder does not support this. For instance, if the responder includes the KEi payloads in cookie calculation, it will reject the request by sending a new cookie.

If both peers support including the cookie in all retries, a slightly shorter exchange can happen.

Initiator	Responder

HDR(A,0), SAi1, KEi, Ni -->	
	<-- HDR(A,0), N(COOKIE)
HDR(A,0), N(COOKIE), SAi1, KEi, Ni -->	
	<-- HDR(A,0), N(INVALID_KE_PAYLOAD)
HDR(A,0), N(COOKIE), SAi1, KEi', Ni -->	
	<-- HDR(A,B), SAR1, KEr, Nr

Implementations SHOULD support this shorter exchange, but MUST NOT fail if other implementations do not support this shorter exchange.

2.7. Cryptographic Algorithm Negotiation

The payload type known as "SA" indicates a proposal for a set of choices of IPsec protocols (IKE, ESP, or AH) for the SA as well as cryptographic algorithms associated with each protocol.

An SA payload consists of one or more proposals. Each proposal includes one protocol. Each protocol contains one or more transforms -- each specifying a cryptographic algorithm. Each transform contains zero or more attributes (attributes are needed only if the transform identifier does not completely specify the cryptographic algorithm).

This hierarchical structure was designed to efficiently encode proposals for cryptographic suites when the number of supported suites is large because multiple values are acceptable for multiple transforms. The responder MUST choose a single suite, which may be any subset of the SA proposal following the rules below:

Each proposal contains one protocol. If a proposal is accepted, the SA response **MUST** contain the same protocol. The responder **MUST** accept a single proposal or reject them all and return an error. The error is given in a notification of type NO_PROPOSAL_CHOSEN.

Each IPsec protocol proposal contains one or more transforms. Each transform contains a transform type. The accepted cryptographic suite **MUST** contain exactly one transform of each type included in the proposal. For example: if an ESP proposal includes transforms ENCR_3DES, ENCR_AES w/keysize 128, ENCR_AES w/keysize 256, AUTH_HMAC_MD5, and AUTH_HMAC_SHA, the accepted suite **MUST** contain one of the ENCR_ transforms and one of the AUTH_ transforms. Thus, six combinations are acceptable.

If an initiator proposes both normal ciphers with integrity protection as well as combined-mode ciphers, then two proposals are needed. One of the proposals includes the normal ciphers with the integrity algorithms for them, and the other proposal includes all the combined mode ciphers without the integrity algorithms (because combined mode ciphers are not allowed to have any integrity algorithm other than "none").

2.8. Rekeying

IKE, ESP, and AH security associations use secret keys that should be used only for a limited amount of time and to protect a limited amount of data. This limits the lifetime of the entire security association. When the lifetime of a security association expires, the security association **MUST NOT** be used. If there is demand, new security associations **MAY** be established. Reestablishment of security associations to take the place of ones that expire is referred to as "rekeying".

To allow for minimal IPsec implementations, the ability to rekey SAs without restarting the entire IKE SA is optional. An implementation **MAY** refuse all CREATE_CHILD_SA requests within an IKE SA. If an SA has expired or is about to expire and rekeying attempts using the mechanisms described here fail, an implementation **MUST** close the IKE SA and any associated Child SAs and then **MAY** start new ones. Implementations may wish to support in-place rekeying of SAs, since doing so offers better performance and is likely to reduce the number of packets lost during the transition.

To rekey a Child SA within an existing IKE SA, create a new, equivalent SA (see [Section 2.17](#) below), and when the new one is established, delete the old one. Note that, when rekeying, the new Child SA **SHOULD NOT** have different traffic selectors and algorithms than the old one.

To rekey an IKE SA, establish a new equivalent IKE SA (see

[Section 2.18](#) below) with the peer to whom the old IKE SA is shared using a CREATE_CHILD_SA within the existing IKE SA. An IKE SA so created inherits all of the original IKE SA's Child SAs, and the new IKE SA is used for all control messages needed to maintain those Child SAs. After the new equivalent IKE SA is created, the initiator deletes the old IKE SA, and the Delete payload to delete itself MUST be the last request sent over the old IKE SA.

SAs should be rekeyed proactively, i.e., the new SA should be established before the old one expires and becomes unusable. Enough time should elapse between the time the new SA is established and the old one becomes unusable so that traffic can be switched over to the new SA.

A difference between IKEv1 and IKEv2 is that in IKEv1 SA lifetimes were negotiated. In IKEv2, each end of the SA is responsible for enforcing its own lifetime policy on the SA and rekeying the SA when necessary. If the two ends have different lifetime policies, the end with the shorter lifetime will end up always being the one to request the rekeying. If an SA has been inactive for a long time and if an endpoint would not initiate the SA in the absence of traffic, the endpoint MAY choose to close the SA instead of rekeying it when its lifetime expires. It can also do so if there has been no traffic since the last time the SA was rekeyed.

Note that IKEv2 deliberately allows parallel SAs with the same traffic selectors between common endpoints. One of the purposes of this is to support traffic quality of service (QoS) differences among the SAs (see [\[DIFFSERVFIELD\]](#), [\[DIFFSERVARCH\]](#), and section 4.1 of [\[DIFFTUNNEL\]](#)). Hence unlike IKEv1, the combination of the endpoints and the traffic selectors may not uniquely identify an SA between those endpoints, so the IKEv1 rekeying heuristic of deleting SAs on the basis of duplicate traffic selectors SHOULD NOT be used.

There are timing windows -- particularly in the presence of lost packets -- where endpoints may not agree on the state of an SA. The responder to a CREATE_CHILD_SA MUST be prepared to accept messages on an SA before sending its response to the creation request, so there is no ambiguity for the initiator. The initiator MAY begin sending on an SA as soon as it processes the response. The initiator, however, cannot receive on a newly created SA until it receives and processes the response to its CREATE_CHILD_SA request. How, then, is the responder to know when it is OK to send on the newly created SA?

From a technical correctness and interoperability perspective, the responder MAY begin sending on an SA as soon as it sends its response to the CREATE_CHILD_SA request. In some situations, however, this could result in packets unnecessarily being dropped, so an implementation MAY defer such sending.

The responder can be assured that the initiator is prepared to

receive messages on an SA if either (1) it has received a cryptographically valid message on the other half of the SA pair, or (2) the new SA rekeys an existing SA and it receives an IKE request to close the replaced SA. When rekeying an SA, the responder continues to send traffic on the old SA until one of those events occurs. When establishing a new SA, the responder MAY defer sending messages on a new SA until either it receives one or a timeout has occurred. If an initiator receives a message on an SA for which it has not received a response to its CREATE_CHILD_SA request, it interprets that as a likely packet loss and retransmits the CREATE_CHILD_SA request. An initiator MAY send a dummy ESP message on a newly created ESP SA if it has no messages queued in order to assure the responder that the initiator is ready to receive messages.

2.8.1. Simultaneous Child SA rekeying

If the two ends have the same lifetime policies, it is possible that both will initiate a rekeying at the same time (which will result in redundant SAs). To reduce the probability of this happening, the timing of rekeying requests SHOULD be jittered (delayed by a random amount of time after the need for rekeying is noticed).

This form of rekeying may temporarily result in multiple similar SAs between the same pairs of nodes. When there are two SAs eligible to receive packets, a node MUST accept incoming packets through either SA. If redundant SAs are created though such a collision, the SA created with the lowest of the four nonces used in the two exchanges SHOULD be closed by the endpoint that created it. "Lowest" means an octet-by-octet comparison (instead of, for instance, comparing the nonces as large integers). In other words, start by comparing the first octet; if they're equal, move to the next octet, and so on. If you reach the end of one nonce, that nonce is the lower one. The node that initiated the surviving rekeyed SA should delete the replaced SA after the new one is established.

The following is an explanation on the impact this has on implementations. Assume that hosts A and B have an existing Child SA pair with SPIs (SPIa1,SPIb1), and both start rekeying it at the same time:

```
Host A                                Host B
-----
send req1: N(REKEY_SA,SPIa1),
          SA(..,SPIa2,..),Ni1,.. -->
                                <-- send req2: N(REKEY_SA,SPIb1),
                                  SA(..,SPIb2,..),Ni2
recv req2 <--
```

At this point, A knows there is a simultaneous rekeying going on. However, it cannot yet know which of the exchanges will have the lowest nonce, so it will just note the situation and respond as

usual.

```
send resp2: SA(...,SPIa3,...),
    Nr1,... -->
-->  recv req1
```

Now B also knows that simultaneous rekeying is going on. It responds as usual.

```

-->  send resp1: SA(...,SPIb3,...),
    Nr2,...
recv resp1 <--
-->  recv resp2
```

At this point, there are three Child SA pairs between A and B (the old one and two new ones). A and B can now compare the nonces. Suppose that the lowest nonce was Nr1 in message resp2; in this case, B (the sender of req2) deletes the redundant new SA, and A (the node that initiated the surviving rekeyed SA), deletes the old one.

```
send req3: D(SPIa1) -->
-->  send req4: D(SPIb2)
-->  recv req3
-->  send resp3: D(SPIb1)
recv req4 <--
send resp4: D(SPIa3) -->
```

The rekeying is now finished.

However, there is a second possible sequence of events that can happen if some packets are lost in the network, resulting in retransmissions. The rekeying begins as usual, but A's first packet (req1) is lost.

Host A	Host B

send req1: N(REKEY_SA,SPIa1), SA(...,SPIa2,...), Ni1,... --> (lost)	
	<-- send req2: N(REKEY_SA,SPIb1), SA(...,SPIb2,...),Ni2
recv req2 <--	
send resp2: SA(...,SPIa3,...), Nr1,... -->	
	--> recv resp2
	<-- send req3: D(SPIb1)
recv req3 <--	
send resp3: D(SPIa1) -->	
	--> recv resp3

From B's point of view, the rekeying is now completed, and since it

has not yet received A's req1, it does not even know that there was simultaneous rekeying. However, A will continue retransmitting the message, and eventually it will reach B.

```
resend req1 -->
```

```
-->  recv req1
```

To B, it looks like A is trying to rekey an SA that no longer exists; thus, B responds to the request with something non-fatal such as CHILD_SA_NOT_FOUND.

```
<--  send resp1: N(CHILD_SA_NOT_FOUND)
```

```
recv resp1 <--
```

When A receives this error, it already knows there was simultaneous rekeying, so it can ignore the error message.

2.8.2. Simultaneous IKE SA Rekeying

Probably the most complex case occurs when both peers try to rekey the IKE_SA at the same time. Basically, the text in [Section 2.8](#) applies to this case as well; however, it is important to ensure that the Child SAs are inherited by the correct IKE_SA.

The case where both endpoints notice the simultaneous rekeying works the same way as with Child SAs. After the CREATE_CHILD_SA exchanges, three IKE SAs exist between A and B: the old IKE SA and two new IKE SAs. The new IKE SA containing the lowest nonce SHOULD be deleted by the node that created it, and the other surviving new IKE SA MUST inherit all the Child SAs.

In addition to normal simultaneous rekeying cases, there is a special case where one peer finishes its rekey before it even notices that other peer is doing a rekey. If only one peer detects a simultaneous rekey, redundant SAs are not created. In this case, when the peer that did not notice the simultaneous rekey gets the request to rekey the IKE SA that it has already successfully rekeyed, it SHOULD return TEMPORARY_FAILURE because it is an IKE SA that it is currently trying to close (whether or not it has already sent the delete notification for the SA). If the peer that did notice the simultaneous rekey gets the delete request from the other peer for the old IKE SA, it knows that the other peer did not detect the simultaneous rekey, and the first peer can forget its own rekey attempt.

Host A

Host B

```
send req1:
```

```
  SA(..,SPIa1,..),Ni1,.. -->
```

```
      <-- send req2: SA(..,SPIb1,..),Ni2,..
```

```
      --> recv req1
```

```
      <-- send resp1: SA(..,SPIb2,..),Nr2,..
```

```
recv resp1 <--
send req3: D() -->
--> recv req3
```

At this point, host B sees a request to close the IKE_SA. There's not much more to do than to reply as usual. However, at this point host B should stop retransmitting req2, since once host A receives resp3, it will delete all the state associated with the old IKE_SA and will not be able to reply to it.

```
<-- send resp3: ()
```

The TEMPORARY_FAILURE notification was not included in [RFC 4306](#), and support of the TEMPORARY_FAILURE notification is not negotiated. Thus, older peers that implement [RFC 4306](#) but not this document may receive these notifications. In that case, they will treat it the same as any other unknown error notification, and will stop the exchange. Because the other peer has already rekeyed the exchange, doing so does not have any ill effects.

[2.8.3.](#) Rekeying the IKE SA Versus Reauthentication

Rekeying the IKE SA and reauthentication are different concepts in IKEv2. Rekeying the IKE SA establishes new keys for the IKE SA and resets the Message ID counters, but it does not authenticate the parties again (no AUTH or EAP payloads are involved).

Although rekeying the IKE SA may be important in some environments, reauthentication (the verification that the parties still have access to the long-term credentials) is often more important.

IKEv2 does not have any special support for reauthentication. Reauthentication is done by creating a new IKE SA from scratch (using IKE_SA_INIT/IKE_AUTH exchanges, without any REKEY_SA notify payloads), creating new Child SAs within the new IKE SA (without REKEY_SA Notify payloads), and finally deleting the old IKE SA (which deletes the old Child SAs as well).

This means that reauthentication also establishes new keys for the IKE SA and Child SAs. Therefore, while rekeying can be performed more often than reauthentication, the situation where "authentication lifetime" is shorter than "key lifetime" does not make sense.

While creation of a new IKE SA can be initiated by either party (initiator or responder in the original IKE SA), the use of EAP authentication and/or configuration payloads means in practice that reauthentication has to be initiated by the same party as the original IKE SA. IKEv2 does not currently allow the responder to request reauthentication in this case; however, there are extensions that add this functionality such as [[REAUTH](#)].

[2.9.](#) Traffic Selector Negotiation

When an [RFC4301](#)-compliant IPsec subsystem receives an IP packet that matches a "protect" selector in its Security Policy Database (SPD), the subsystem protects that packet with IPsec. When no SA exists yet, it is the task of IKE to create it. Maintenance of a system's SPD is outside the scope of IKE, although some implementations might update their SPD in connection with the running of IKE (for an example scenario, see [Section 1.1.3](#)).

Traffic Selector (TS) payloads allow endpoints to communicate some of the information from their SPD to their peers. These must be communicated to IKE from the SPD (for example, the PF_KEY API [[PFKEY](#)] uses the SADB_ACQUIRE message). TS payloads specify the selection criteria for packets that will be forwarded over the newly set up SA. This can serve as a consistency check in some scenarios to assure that the SPDs are consistent. In others, it guides the dynamic update of the SPD.

Two TS payloads appear in each of the messages in the exchange that creates a Child SA pair. Each TS payload contains one or more Traffic Selectors. Each traffic selector consists of an address range (IPv4 or IPv6), a port range, and an IP protocol ID.

The first of the two TS payloads is known as TS_i (Traffic Selector-initiator). The second is known as TS_r (Traffic Selector-responder). TS_i specifies the source address of traffic forwarded from (or the destination address of traffic forwarded to) the initiator of the Child SA pair. TS_r specifies the destination address of the traffic forwarded to (or the source address of the traffic forwarded from) the responder of the Child SA pair. For example, if the original initiator requests the creation of a Child SA pair, and wishes to tunnel all traffic from subnet 198.51.100.* on the initiator's side to subnet 192.0.2.* on the responder's side, the initiator would include a single traffic selector in each TS payload. TS_i would specify the address range (198.51.100.0 - 198.51.100.255) and TS_r would specify the address range (192.0.2.0 - 192.0.2.255). Assuming that proposal was acceptable to the responder, it would send identical TS payloads back.

IKEv2 allows the responder to choose a subset of the traffic proposed by the initiator. This could happen when the configurations of the two endpoints are being updated but only one end has received the new information. Since the two endpoints may be configured by different people, the incompatibility may persist for an extended period even in the absence of errors. It also allows for intentionally different configurations, as when one end is configured to tunnel all addresses and depends on the other end to have the up-to-date list.

When the responder chooses a subset of the traffic proposed by the initiator, it narrows the traffic selectors to some subset of the initiator's proposal (provided the set does not become the null set).

If the type of traffic selector proposed is unknown, the responder ignores that traffic selector, so that the unknown type is not returned in the narrowed set.

To enable the responder to choose the appropriate range in this case, if the initiator has requested the SA due to a data packet, the initiator SHOULD include as the first traffic selector in each of TS_i and TS_r a very specific traffic selector including the addresses in the packet triggering the request. In the example, the initiator would include in TS_i two traffic selectors: the first containing the address range (198.51.100.43 - 198.51.100.43) and the source port and IP protocol from the packet and the second containing (198.51.100.0 - 198.51.100.255) with all ports and IP protocols. The initiator would similarly include two traffic selectors in TS_r. If the initiator creates the Child SA pair not in response to an arriving packet, but rather, say, upon startup, then there may be no specific addresses the initiator prefers for the initial tunnel over any other. In that case, the first values in TS_i and TS_r can be ranges rather than specific values.

The responder performs the narrowing as follows:

- o If the responder's policy does not allow it to accept any part of the proposed traffic selectors, it responds with a TS_UNACCEPTABLE Notify message.
- o If the responder's policy allows the entire set of traffic covered by TS_i and TS_r, no narrowing is necessary, and the responder can return the same TS_i and TS_r values.
- o If the responder's policy allows it to accept the first selector of TS_i and TS_r, then the responder MUST narrow the traffic selectors to a subset that includes the initiator's first choices. In this example above, the responder might respond with TS_i being (198.51.100.43 - 198.51.100.43) with all ports and IP protocols.
- o If the responder's policy does not allow it to accept the first selector of TS_i and TS_r, the responder narrows to an acceptable subset of TS_i and TS_r.

When narrowing is done, there may be several subsets that are acceptable but their union is not. In this case, the responder arbitrarily chooses one of them, and MAY include an ADDITIONAL_TS_POSSIBLE notification in the response. The ADDITIONAL_TS_POSSIBLE notification asserts that the responder narrowed the proposed traffic selectors but that other traffic selectors would also have been acceptable, though only in a separate SA. There is no data associated with this Notify type. This case will occur only when the initiator and responder are configured differently from one another. If the initiator and responder agree on the granularity of tunnels, the initiator will never request a

tunnel wider than the responder will accept.

It is possible for the responder's policy to contain multiple smaller ranges, all encompassed by the initiator's traffic selector, and with the responder's policy being that each of those ranges should be sent over a different SA. Continuing the example above, the responder might have a policy of being willing to tunnel those addresses to and from the initiator, but might require that each address pair be on a separately negotiated Child SA. If the initiator didn't generate its request based on the packet, but (for example) upon startup, there would not be the very specific first traffic selectors helping the responder to select the correct range. There would be no way for the responder to determine which pair of addresses should be included in this tunnel, and it would have to make a guess or reject the request with a SINGLE_PAIR_REQUIRED Notify message.

The SINGLE_PAIR_REQUIRED error indicates that a CREATE_CHILD_SA request is unacceptable because its sender is only willing to accept traffic selectors specifying a single pair of addresses. The requestor is expected to respond by requesting an SA for only the specific traffic it is trying to forward.

Few implementations will have policies that require separate SAs for each address pair. Because of this, if only some parts of the TS_i and TS_r proposed by the initiator are acceptable to the responder, responders SHOULD narrow the selectors to an acceptable subset rather than use SINGLE_PAIR_REQUIRED.

2.9.1. Traffic Selectors Violating Own Policy

When creating a new SA, the initiator needs to avoid proposing traffic selectors that violate its own policy. If this rule is not followed, valid traffic may be dropped. If you use decorrelated policies from [[IPSECARCH](#)], this kind of policy violations cannot happen.

This is best illustrated by an example. Suppose that host A has a policy whose effect is that traffic to 198.51.100.66 is sent via host B encrypted using AES, and traffic to all other hosts in 198.51.100.0/24 is also sent via B, but must use 3DES. Suppose also that host B accepts any combination of AES and 3DES.

If host A now proposes an SA that uses 3DES, and includes TS_r containing (198.51.100.0-198.51.100.255), this will be accepted by host B. Now, host B can also use this SA to send traffic from 198.51.100.66, but those packets will be dropped by A since it requires the use of AES for this traffic. Even if host A creates a new SA only for 198.51.100.66 that uses AES, host B may freely continue to use the first SA for the traffic. In this situation, when proposing the SA, host A should have followed its own policy, and included a TS_r containing ((198.51.100.0-

198.51.100.65),(198.51.100.67-198.51.100.255)) instead.

In general, if (1) the initiator makes a proposal "for traffic X (TSi/TSr), do SA", and (2) for some subset X' of X, the initiator does not actually accept traffic X' with SA, and (3) the initiator would be willing to accept traffic X' with some SA' (\neq SA), valid traffic can be unnecessarily dropped since the responder can apply either SA or SA' to traffic X'.

2.10. Nonces

The IKE_SA_INIT messages each contain a nonce. These nonces are used as inputs to cryptographic functions. The CREATE_CHILD_SA request and the CREATE_CHILD_SA response also contain nonces. These nonces are used to add freshness to the key derivation technique used to obtain keys for Child SA, and to ensure creation of strong pseudo-random bits from the Diffie-Hellman key. Nonces used in IKEv2 MUST be randomly chosen, MUST be at least 128 bits in size, and MUST be at least half the key size of the negotiated pseudo-random function (PRF). However, the initiator chooses the nonce before the outcome of the negotiation is known. Because of that, the nonce has to be long enough for all the PRFs being proposed. If the same random number source is used for both keys and nonces, care must be taken to ensure that the latter use does not compromise the former.

2.11. Address and Port Agility

IKE runs over UDP ports 500 and 4500, and implicitly sets up ESP and AH associations for the same IP addresses it runs over. The IP addresses and ports in the outer header are, however, not themselves cryptographically protected, and IKE is designed to work even through Network Address Translation (NAT) boxes. An implementation MUST accept incoming requests even if the source port is not 500 or 4500, and MUST respond to the address and port from which the request was received. It MUST specify the address and port at which the request was received as the source address and port in the response. IKE functions identically over IPv4 or IPv6.

2.12. Reuse of Diffie-Hellman Exponentials

IKE generates keying material using an ephemeral Diffie-Hellman exchange in order to gain the property of "perfect forward secrecy". This means that once a connection is closed and its corresponding keys are forgotten, even someone who has recorded all of the data from the connection and gets access to all of the long-term keys of the two endpoints cannot reconstruct the keys used to protect the conversation without doing a brute force search of the session key space.

Achieving perfect forward secrecy requires that when a connection is closed, each endpoint MUST forget not only the keys used by the

connection but also any information that could be used to recompute those keys.

Because computing Diffie-Hellman exponentials is computationally expensive, an endpoint may find it advantageous to reuse those exponentials for multiple connection setups. There are several reasonable strategies for doing this. An endpoint could choose a new exponential only periodically though this could result in less-than-perfect forward secrecy if some connection lasts for less than the lifetime of the exponential. Or it could keep track of which exponential was used for each connection and delete the information associated with the exponential only when some corresponding connection was closed. This would allow the exponential to be reused without losing perfect forward secrecy at the cost of maintaining more state.

Whether and when to reuse Diffie-Hellman exponentials are private decisions in the sense that they will not affect interoperability. An implementation that reuses exponentials MAY choose to remember the exponential used by the other endpoint on past exchanges and if one is reused to avoid the second half of the calculation. See [\[REUSE\]](#) for a security analysis of this practice and for additional security considerations when reusing ephemeral Diffie-Hellman keys.

2.13. Generating Keying Material

In the context of the IKE SA, four cryptographic algorithms are negotiated: an encryption algorithm, an integrity protection algorithm, a Diffie-Hellman group, and a pseudo-random function (PRF). The PRF is used for the construction of keying material for all of the cryptographic algorithms used in both the IKE SA and the Child SAs.

We assume that each encryption algorithm and integrity protection algorithm uses a fixed-size key and that any randomly chosen value of that fixed size can serve as an appropriate key. For algorithms that accept a variable length key, a fixed key size MUST be specified as part of the cryptographic transform negotiated (see [Section 3.3.5](#) for the definition of the Key Length transform attribute). For algorithms for which not all values are valid keys (such as DES or 3DES with key parity), the algorithm by which keys are derived from arbitrary values MUST be specified by the cryptographic transform. For integrity protection functions based on Hashed Message Authentication Code (HMAC), the fixed key size is the size of the output of the underlying hash function.

It is assumed that PRFs accept keys of any length, but have a preferred key size. The preferred key size MUST be used as the length of SK_d, SK_pi, and SK_pr (see [Section 2.14](#)). For PRFs based on the HMAC construction, the preferred key size is equal to the length of the output of the underlying hash function. Other types of

PRFs MUST specify their preferred key size.

Keying material will always be derived as the output of the negotiated PRF algorithm. Since the amount of keying material needed may be greater than the size of the output of the PRF, the PRF is used iteratively. The term "prf+" describes a function that outputs a pseudo-random stream based on the inputs to a pseudo-random function called "prf".

In the following, | indicates concatenation. prf+ is defined as:

$$\text{prf+}(K, S) = T1 \mid T2 \mid T3 \mid T4 \mid \dots$$

where:

$$T1 = \text{prf}(K, S \mid 0x01)$$
$$T2 = \text{prf}(K, T1 \mid S \mid 0x02)$$
$$T3 = \text{prf}(K, T2 \mid S \mid 0x03)$$
$$T4 = \text{prf}(K, T3 \mid S \mid 0x04)$$

...

This continues until all the material needed to compute all required keys has been output from prf+. The keys are taken from the output string without regard to boundaries (e.g., if the required keys are a 256-bit Advanced Encryption Standard (AES) key and a 160-bit HMAC key, and the prf function generates 160 bits, the AES key will come from T1 and the beginning of T2, while the HMAC key will come from the rest of T2 and the beginning of T3).

The constant concatenated to the end of each prf function is a single octet. The prf+ function is not defined beyond 255 times the size of the prf function output.

2.14. Generating Keying Material for the IKE SA

The shared keys are computed as follows. A quantity called SKEYSEED is calculated from the nonces exchanged during the IKE_SA_INIT exchange and the Diffie-Hellman shared secret established during that exchange. SKEYSEED is used to calculate seven other secrets: SK_d used for deriving new keys for the Child SAs established with this IKE SA; SK_ai and SK_ar used as a key to the integrity protection algorithm for authenticating the component messages of subsequent exchanges; SK_ei and SK_er used for encrypting (and of course decrypting) all subsequent exchanges; and SK_pi and SK_pr, which are used when generating an AUTH payload. The lengths of SK_d, SK_pi, and SK_pr MUST be the preferred key length of the agreed-to PRF.

SKEYSEED and its derivatives are computed as follows:

$$\text{SKEYSEED} = \text{prf}(N_i \mid N_r, g^{A_{ir}})$$
$$\begin{aligned} \{SK_d \mid SK_ai \mid SK_ar \mid SK_ei \mid SK_er \mid SK_pi \mid SK_pr\} \\ = \text{prf+}(\text{SKEYSEED}, N_i \mid N_r \mid SPI_i \mid SPI_r) \end{aligned}$$

(indicating that the quantities SK_d, SK_ai, SK_ar, SK_ei, SK_er, SK_pi, and SK_pr are taken in order from the generated bits of the prf+). g^{air} is the shared secret from the ephemeral Diffie-Hellman exchange. g^{air} is represented as a string of octets in big endian order padded with zeros if necessary to make it the length of the modulus. Ni and Nr are the nonces, stripped of any headers. For historical backwards-compatibility reasons, there are two PRFs that are treated specially in this calculation. If the negotiated PRF is AES-XCBC-PRF-128 [[AESXCBCPRF128](#)] or AES-CMAC-PRF-128 [[AESCMACPRF128](#)], only the first 64 bits of Ni and the first 64 bits of Nr are used in calculating SKEYSEED, but all the bits are used for input to the prf+ function.

The two directions of traffic flow use different keys. The keys used to protect messages from the original initiator are SK_ai and SK_ei. The keys used to protect messages in the other direction are SK_ar and SK_er.

2.15. Authentication of the IKE SA

When not using extensible authentication (see [Section 2.16](#)), the peers are authenticated by having each sign (or MAC using a padded shared secret as the key, as described later in this section) a block of data. In these calculations, IDi' and IDr' are the entire ID payloads excluding the fixed header. For the responder, the octets to be signed start with the first octet of the first SPI in the header of the second message (IKE_SA_INIT response) and end with the last octet of the last payload in the second message. Appended to this (for purposes of computing the signature) are the initiator's nonce Ni (just the value, not the payload containing it), and the value prf(SK_pr, IDr'). Note that neither the nonce Ni nor the value prf(SK_pr, IDr') are transmitted. Similarly, the initiator signs the first message (IKE_SA_INIT request), starting with the first octet of the first SPI in the header and ending with the last octet of the last payload. Appended to this (for purposes of computing the signature) are the responder's nonce Nr, and the value prf(SK_pi, IDi'). It is critical to the security of the exchange that each side sign the other side's nonce.

The initiator's signed octets can be described as:

```
InitiatorSignedOctets = RealMessage1 | NonceRData | MACedIDForI
GenIKEHDR = [ four octets 0 if using port 4500 ] | RealIKEHDR
RealIKEHDR = SPIi | SPIr | . . . | Length
RealMessage1 = RealIKEHDR | RestOfMessage1
NonceRPayload = PayloadHeader | NonceRData
InitiatorIDPayload = PayloadHeader | RestOfInitIDPayload
RestOfInitIDPayload = IDType | RESERVED | InitIDData
MACedIDForI = prf(SK_pi, RestOfInitIDPayload)
```

The responder's signed octets can be described as:

```
ResponderSignedOctets = RealMessage2 | NonceIDData | MACedIDForR
GenIKEHDR = [ four octets 0 if using port 4500 ] | RealIKEHDR
RealIKEHDR = SPIi | SPIr | . . . | Length
RealMessage2 = RealIKEHDR | RestOfMessage2
NonceIPayload = PayloadHeader | NonceIDData
ResponderIDPayload = PayloadHeader | RestOfRespIDPayload
RestOfRespIDPayload = IDType | RESERVED | RespIDData
MACedIDForR = prf(SK_pr, RestOfRespIDPayload)
```

Note that all of the payloads are included under the signature, including any payload types not defined in this document. If the first message of the exchange is sent multiple times (such as with a responder cookie and/or a different Diffie-Hellman group), it is the latest version of the message that is signed.

Optionally, messages 3 and 4 MAY include a certificate, or certificate chain providing evidence that the key used to compute a digital signature belongs to the name in the ID payload. The signature or MAC will be computed using algorithms dictated by the type of key used by the signer, and specified by the Auth Method field in the Authentication payload. There is no requirement that the initiator and responder sign with the same cryptographic algorithms. The choice of cryptographic algorithms depends on the type of key each has. In particular, the initiator may be using a shared key while the responder may have a public signature key and certificate. It will commonly be the case (but it is not required) that if a shared secret is used for authentication that the same key is used in both directions.

Note that it is a common but typically insecure practice to have a shared key derived solely from a user-chosen password without incorporating another source of randomness. This is typically insecure because user-chosen passwords are unlikely to have sufficient unpredictability to resist dictionary attacks and these attacks are not prevented in this authentication method. (Applications using password-based authentication for bootstrapping and IKE SA should use the authentication method in [Section 2.16](#), which is designed to prevent off-line dictionary attacks.) The pre-shared key needs to contain as much unpredictability as the strongest key being negotiated. In the case of a pre-shared key, the AUTH value is computed as:

For the initiator:

```
AUTH = prf( prf(Shared Secret, "Key Pad for IKEv2"),
            <InitiatorSignedOctets>)
```

For the responder:

```
AUTH = prf( prf(Shared Secret, "Key Pad for IKEv2"),
            <ResponderSignedOctets>)
```

where the string "Key Pad for IKEv2" is 17 ASCII characters without null termination. The shared secret can be variable length. The pad string is added so that if the shared secret is derived from a password, the IKE implementation need not store the password in cleartext, but rather can store the value `prf(Shared Secret, "Key Pad for IKEv2")`, which could not be used as a password equivalent for protocols other than IKEv2. As noted above, deriving the shared secret from a password is not secure. This construction is used because it is anticipated that people will do it anyway. The management interface by which the Shared Secret is provided MUST accept ASCII strings of at least 64 octets and MUST NOT add a null terminator before using them as shared secrets. It MUST also accept a hex encoding of the Shared Secret. The management interface MAY accept other encodings if the algorithm for translating the encoding to a binary string is specified.

There are two types of EAP authentication (described in [Section 2.16](#)), and each type uses different values in the AUTH computations shown above. If the EAP method is key-generating, substitute MSK for the Shared Secret in the computation. For non-key-generating methods, substitute SK_pi and SK_pr, respectively, for the Shared Secret in the two AUTH computations.

[2.16](#). Extensible Authentication Protocol Methods

In addition to authentication using public key signatures and shared secrets, IKE supports authentication using methods defined in [RFC 3748 \[EAP\]](#). Typically, these methods are asymmetric (designed for a user authenticating to a server), and they may not be mutual. For this reason, these protocols are typically used to authenticate the initiator to the responder and MUST be used in conjunction with a public key signature based authentication of the responder to the initiator. These methods are often associated with mechanisms referred to as "Legacy Authentication" mechanisms.

While this document references [\[EAP\]](#) with the intent that new methods can be added in the future without updating this specification, some simpler variations are documented here. [\[EAP\]](#) defines an authentication protocol requiring a variable number of messages. Extensible Authentication is implemented in IKE as additional IKE_AUTH exchanges that MUST be completed in order to initialize the IKE SA.

An initiator indicates a desire to use extensible authentication by leaving out the AUTH payload from the first message in the IKE_AUTH exchange. (Note that the AUTH payload is required for non-EAP authentication, and is thus not marked as optional in the rest of this document.) By including an IDi payload but not an AUTH payload, the initiator has declared an identity but has not proven it. If the responder is willing to use an extensible authentication method, it will place an Extensible Authentication Protocol (EAP) payload in the

response of the IKE_AUTH exchange and defer sending SAR2, TSi, and TSr until initiator authentication is complete in a subsequent IKE_AUTH exchange. In the case of a minimal extensible authentication, the initial SA establishment will appear as follows:

Initiator	Responder

HDR, SAI1, KEI, Ni -->	
	<-- HDR, SAR1, KER, Nr, [CERTREQ]
HDR, SK {IDi, [CERTREQ,] [IDr,] SAI2, TSi, TSr} -->	
	<-- HDR, SK {IDr, [CERT,] AUTH, EAP }
HDR, SK {EAP} -->	
	<-- HDR, SK {EAP (success)}
HDR, SK {AUTH} -->	
	<-- HDR, SK {AUTH, SAR2, TSi, TSr }

As described in [Section 2.2](#), when EAP is used, each pair of IKE SA initial setup messages will have their message numbers incremented; the first pair of AUTH messages will have an ID of 1, the second will be 2, and so on.

For EAP methods that create a shared key as a side effect of authentication, that shared key MUST be used by both the initiator and responder to generate AUTH payloads in messages 7 and 8 using the syntax for shared secrets specified in [Section 2.15](#). The shared key from EAP is the field from the EAP specification named MSK. This shared key generated during an IKE exchange MUST NOT be used for any other purpose.

EAP methods that do not establish a shared key SHOULD NOT be used, as they are subject to a number of man-in-the-middle attacks [[EAPMITM](#)] if these EAP methods are used in other protocols that do not use a server-authenticated tunnel. Please see the Security Considerations section for more details. If EAP methods that do not generate a shared key are used, the AUTH payloads in messages 7 and 8 MUST be generated using SK_pi and SK_pr, respectively.

The initiator of an IKE SA using EAP needs to be capable of extending the initial protocol exchange to at least ten IKE_AUTH exchanges in the event the responder sends notification messages and/or retries the authentication prompt. Once the protocol exchange defined by the chosen EAP authentication method has successfully terminated, the responder MUST send an EAP payload containing the Success message. Similarly, if the authentication method has failed, the responder MUST send an EAP payload containing the Failure message. The responder MAY at any time terminate the IKE exchange by sending an EAP payload containing the Failure message.

Following such an extended exchange, the EAP AUTH payloads MUST be included in the two messages following the one containing the EAP Success message.

When the initiator authentication uses EAP, it is possible that the contents of the IDi payload is used only for AAA routing purposes and selecting which EAP method to use. This value may be different from the identity authenticated by the EAP method. It is important that policy lookups and access control decisions use the actual authenticated identity. Often the EAP server is implemented in a separate AAA server that communicates with the IKEv2 responder. In this case, the authenticated identity, if different from that in the IDi payload, has to be sent from the AAA server to the IKEv2 responder.

2.17. Generating Keying Material for Child SAs

A single Child SA is created by the IKE_AUTH exchange, and additional Child SAs can optionally be created in CREATE_CHILD_SA exchanges. Keying material for them is generated as follows:

$$\text{KEYMAT} = \text{prf}+(\text{SK}_d, \text{Ni} \mid \text{Nr})$$

Where Ni and Nr are the nonces from the IKE_SA_INIT exchange if this request is the first Child SA created or the fresh Ni and Nr from the CREATE_CHILD_SA exchange if this is a subsequent creation.

For CREATE_CHILD_SA exchanges including an optional Diffie-Hellman exchange, the keying material is defined as:

$$\text{KEYMAT} = \text{prf}+(\text{SK}_d, g^{\text{air}}(\text{new}) \mid \text{Ni} \mid \text{Nr})$$

where $g^{\text{air}}(\text{new})$ is the shared secret from the ephemeral Diffie-Hellman exchange of this CREATE_CHILD_SA exchange (represented as an octet string in big endian order padded with zeros in the high-order bits if necessary to make it the length of the modulus).

A single CHILD_SA negotiation may result in multiple security associations. ESP and AH SAs exist in pairs (one in each direction), so two SAs are created in a single Child SA negotiation for them. Furthermore, Child SA negotiation may include some future IPsec protocol(s) in addition to, or instead of, ESP or AH (for example, ROHC_INTEG as described in [\[ROHCV2\]](#)). In any case, keying material for each child SA MUST be taken from the expanded KEYMAT using the following rules:

- o All keys for SAs carrying data from the initiator to the responder are taken before SAs going from the responder to the initiator.
- o If multiple IPsec protocols are negotiated, keying material for each Child SA is taken in the order in which the protocol headers will appear in the encapsulated packet.

- o If an IPsec protocol requires multiple keys, the order in which they are taken from the SA's keying material needs to be described in the protocol's specification. For ESP and AH, [[IPSECARCH](#)] defines the order, namely: the encryption key (if any) MUST be taken from the first bits and the integrity key (if any) MUST be taken from the remaining bits.

Each cryptographic algorithm takes a fixed number of bits of keying material specified as part of the algorithm, or negotiated in SA payloads (see [Section 2.13](#) for description of key lengths, and [Section 3.3.5](#) for the definition of the Key Length transform attribute).

[2.18.](#) Rekeying IKE SAs Using a CREATE_CHILD_SA Exchange

The CREATE_CHILD_SA exchange can be used to rekey an existing IKE SA (see [Section 1.3.2](#) and [Section 2.8](#)). New initiator and responder SPIs are supplied in the SPI fields in the Proposal structures inside the Security Association (SA) payloads (not the SPI fields in the IKE header). The TS payloads are omitted when rekeying an IKE SA. SKEYSEED for the new IKE SA is computed using SK_d from the existing IKE SA as follows:

$$\text{SKEYSEED} = \text{prf}(\text{SK_d (old)}, \text{g}^{\text{air (new)}} \mid \text{Ni} \mid \text{Nr})$$

where $\text{g}^{\text{air (new)}}$ is the shared secret from the ephemeral Diffie-Hellman exchange of this CREATE_CHILD_SA exchange (represented as an octet string in big endian order padded with zeros if necessary to make it the length of the modulus) and Ni and Nr are the two nonces stripped of any headers.

The old and new IKE SA may have selected a different PRF. Because the rekeying exchange belongs to the old IKE SA, it is the old IKE SA's PRF that is used to generate SKEYSEED.

The main reason for rekeying the IKE SA is to ensure that the compromise of old keying material does not provide information about the current keys, or vice versa. Therefore, implementations MUST perform a new Diffie-Hellman exchange when rekeying the IKE SA. In other words, an initiator MUST NOT propose the value "NONE" for the Diffie-Hellman transform, and a responder MUST NOT accept such a proposal. This means that a successful exchange rekeying the IKE SA always includes the KEi/KEr payloads.

The new IKE SA MUST reset its message counters to 0.

SK_d, SK_ai, SK_ar, SK_ei, and SK_er are computed from SKEYSEED as specified in [Section 2.14](#), using SPIi, SPIr, Ni, and Nr from the new exchange, and using the new IKE SA's PRF.

[2.19.](#) Requesting an Internal Address on a Remote Network

Most commonly occurring in the endpoint-to-security-gateway scenario, an endpoint may need an IP address in the network protected by the security gateway and may need to have that address dynamically assigned. A request for such a temporary address can be included in any request to create a Child SA (including the implicit request in message 3) by including a CP payload. Note, however, it is usual to only assign one IP address during the IKE_AUTH exchange. That address persists at least until the deletion of the IKE SA.

This function provides address allocation to an IPsec Remote Access Client (IRAC) trying to tunnel into a network protected by an IPsec Remote Access Server (IRAS). Since the IKE_AUTH exchange creates an IKE SA and a Child SA, the IRAC MUST request the IRAS-controlled address (and optionally other information concerning the protected network) in the IKE_AUTH exchange. The IRAS may procure an address for the IRAC from any number of sources such as a DHCP/BOOTP server or its own address pool.

Initiator	Responder

HDR, SK {IDi, [CERT,] [CERTREQ,] [IDr,] AUTH, CP(CFG_REQUEST), SAi2, TSi, TSr} -->	<-- HDR, SK {IDr, [CERT,] AUTH, CP(CFG_REPLY), SAR2, TSi, TSr}

In all cases, the CP payload MUST be inserted before the SA payload. In variations of the protocol where there are multiple IKE_AUTH exchanges, the CP payloads MUST be inserted in the messages containing the SA payloads.

CP(CFG_REQUEST) MUST contain at least an INTERNAL_ADDRESS attribute (either IPv4 or IPv6) but MAY contain any number of additional attributes the initiator wants returned in the response.

For example, message from initiator to responder:

```
CP(CFG_REQUEST)=
INTERNAL_ADDRESS()
TSi = (0, 0-65535,0.0.0.0-255.255.255.255)
TSr = (0, 0-65535,0.0.0.0-255.255.255.255)
```

NOTE: Traffic selectors contain (protocol, port range, address range).

Message from responder to initiator:

```
CP(CFG_REPLY)=
INTERNAL_ADDRESS(192.0.2.202)
```

```
INTERNAL_NETMASK(255.255.255.0)
INTERNAL_SUBNET(192.0.2.0/255.255.255.0)
TSi = (0, 0-65535,192.0.2.202-192.0.2.202)
TSr = (0, 0-65535,192.0.2.0-192.0.2.255)
```

All returned values will be implementation dependent. As can be seen in the above example, the IRAS MAY also send other attributes that were not included in CP(CFG_REQUEST) and MAY ignore the non-mandatory attributes that it does not support.

The responder MUST NOT send a CFG_REPLY without having first received a CP(CFG_REQUEST) from the initiator, because we do not want the IRAS to perform an unnecessary configuration lookup if the IRAC cannot process the REPLY.

In the case where the IRAS's configuration requires that CP be used for a given identity IDi, but IRAC has failed to send a CP(CFG_REQUEST), IRAS MUST fail the request, and terminate the Child SA creation with a FAILED_CP_REQUIRED error. The FAILED_CP_REQUIRED is not fatal to the IKE SA; it simply causes the Child SA creation to fail. The initiator can fix this by later starting a new configuration payload request. There is no associated data in the FAILED_CP_REQUIRED error.

2.20. Requesting the Peer's Version

An IKE peer wishing to inquire about the other peer's IKE software version information MAY use the method below. This is an example of a configuration request within an INFORMATIONAL exchange, after the IKE SA and first Child SA have been created.

An IKE implementation MAY decline to give out version information prior to authentication or even after authentication in case some implementation is known to have some security weakness. In that case, it MUST either return an empty string or no CP payload if CP is not supported.

Initiator	Responder

HDR, SK{CP(CFG_REQUEST)} -->	<-- HDR, SK{CP(CFG_REPLY)}
CP(CFG_REQUEST)= APPLICATION_VERSION("")	
CP(CFG_REPLY) APPLICATION_VERSION("foobar v1.3beta, (c) Foo Bar Inc.")	

2.21. Error Handling

There are many kinds of errors that can occur during IKE processing. The general rule is that if a request is received that is badly

formatted, or unacceptable for reasons of policy (such as no matching cryptographic algorithms), the response contains a Notify payload indicating the error. The decision whether or not to send such a response depends whether or not there is an authenticated IKE SA.

If there is an error parsing or processing a response packet, the general rule is to not send back any error message because responses should not generate new requests (and a new request would be the only way to send back an error message). Such errors in parsing or processing response packets should still cause the recipient to clean up the IKE state (for example, by sending a DELETE for a bad SA).

Only authentication failures (AUTHENTICATION_FAILED and EAP failure) and malformed messages (INVALID_SYNTAX) lead to a deletion of the IKE SA without requiring an explicit INFORMATIONAL exchange carrying a DELETE payload. Other error conditions MAY require such an exchange if policy dictates that this is needed. If the exchange is terminated with EAP Failure, an AUTHENTICATION_FAILED notification is not sent.

2.21.1. Error Handling in IKE_SA_INIT

Errors that occur before a cryptographically protected IKE SA is established need to be handled very carefully. There is a trade-off between wanting to help the peer to diagnose a problem and thus responding to the error, and wanting to avoid being part of a DoS attack based on forged messages.

In an IKE_SA_INIT exchange, any error notification causes the exchange to fail. Note that some error notifications such as COOKIE, INVALID_KEY_PAYLOAD or INVALID_MAJOR_VERSION may lead to a subsequent successful exchange. Because all error notifications are completely unauthenticated, the recipient should continue trying for some time before giving up. The recipient should not immediately act based on the error notification unless corrective actions are defined in this specification, such as for COOKIE, INVALID_KEY_PAYLOAD, and INVALID_MAJOR_VERSION.

2.21.2. Error Handling in IKE_AUTH

All errors that occur in an IKE_AUTH exchange, causing the authentication to fail for whatever reason (invalid shared secret, invalid ID, untrusted certificate issuer, revoked or expired certificate, etc.) SHOULD result in an AUTHENTICATION_FAILED notification. If the error occurred on the responder, the notification is returned in the protected response, and is usually the only payload in that response. Although the IKE_AUTH messages are encrypted and integrity protected, if the peer receiving this notification has not authenticated the other end yet, that peer needs to treat the information with caution.

If the error occurs on the initiator, the notification MAY be returned in a separate INFORMATIONAL exchange, usually with no other payloads. This is an exception for the general rule of not starting new exchanges based on errors in responses.

Note, however, that request messages that contain an unsupported critical payload, or where the whole message is malformed (rather than just bad payload contents), MUST be rejected in their entirety, and MUST only lead to an UNSUPPORTED_CRITICAL_PAYLOAD or INVALID_SYNTAX Notification sent as a response. The receiver should not verify the payloads related to authentication in this case.

If authentication has succeeded in the IKE_AUTH exchange, the IKE SA is established; however, establishing the Child SA or requesting configuration information may still fail. This failure does not automatically cause the IKE SA to be deleted. Specifically, a responder may include all the payloads associated with authentication (IDr, Cert and AUTH) while sending error notifications for the piggybacked exchanges (FAILED_CP_REQUIRED, NO_PROPOSAL_CHOSEN, and so on), and the initiator MUST NOT fail the authentication because of this. The initiator MAY, of course, for reasons of policy later delete such an IKE SA.

In an IKE_AUTH exchange, or in the INFORMATIONAL exchange immediately following it (in case an error happened when processing a response to IKE_AUTH), the UNSUPPORTED_CRITICAL_PAYLOAD, INVALID_SYNTAX, and AUTHENTICATION_FAILED notifications are the only ones to cause the IKE SA to be deleted or not created, without a DELETE payload. Extension documents may define new error notifications with these semantics, but MUST NOT use them unless the peer has been shown to understand them using the Vendor ID payload.

2.21.3. Error Handling after IKE SA is Authenticated

After the IKE SA is authenticated all requests having errors MUST result in a response notifying about the error.

In normal situations, there should not be cases where a valid response from one peer results in an error situation in the other peer, so there should not be any reason for a peer to send error messages to the other end except as a response. Because sending such error messages as an INFORMATIONAL exchange might lead to further errors that could cause loops, such errors SHOULD NOT be sent. If errors are seen that indicate that the peers do not have the same state, it might be good to delete the IKE SA to clean up state and start over.

If a peer parsing a request notices that it is badly formatted (after it has passed the message authentication code checks and window checks) and it returns an INVALID_SYNTAX notification, then this error notification is considered fatal in both peers, meaning that

the IKE SA is deleted without needing an explicit DELETE payload.

2.21.4. Error Handling Outside IKE SA

A node needs to limit the rate at which it will send messages in response to unprotected messages.

If a node receives a message on UDP port 500 or 4500 outside the context of an IKE SA known to it (and the message is not a request to start an IKE SA), this may be the result of a recent crash of the node. If the message is marked as a response, the node can audit the suspicious event but **MUST NOT** respond. If the message is marked as a request, the node can audit the suspicious event and **MAY** send a response. If a response is sent, the response **MUST** be sent to the IP address and port from where it came with the same IKE SPIs and the Message ID copied. The response **MUST NOT** be cryptographically protected and **MUST** contain an INVALID_IKE_SPI Notify payload. The INVALID_IKE_SPI notification indicates an IKE message was received with an unrecognized destination SPI; this usually indicates that the recipient has rebooted and forgotten the existence of an IKE SA.

A peer receiving such an unprotected Notify payload **MUST NOT** respond and **MUST NOT** change the state of any existing SAs. The message might be a forgery or might be a response that a genuine correspondent was tricked into sending. A node should treat such a message (and also a network message like ICMP destination unreachable) as a hint that there might be problems with SAs to that IP address and should initiate a liveness check for any such IKE SA. An implementation **SHOULD** limit the frequency of such tests to avoid being tricked into participating in a DoS attack.

If an error occurs outside the context of an IKE request (e.g., the node is getting ESP messages on a nonexistent SPI), the node **SHOULD** initiate an INFORMATIONAL exchange with a Notify payload describing the problem.

A node receiving a suspicious message from an IP address (and port, if NAT traversal is used) with which it has an IKE SA **SHOULD** send an IKE Notify payload in an IKE INFORMATIONAL exchange over that SA. The recipient **MUST NOT** change the state of any SAs as a result, but may wish to audit the event to aid in diagnosing malfunctions.

2.22. IPComp

Use of IP compression [[IP-COMP](#)] can be negotiated as part of the setup of a Child SA. While IP compression involves an extra header in each packet and a compression parameter index (CPI), the virtual "compression association" has no life outside the ESP or AH SA that contains it. Compression associations disappear when the corresponding ESP or AH SA goes away. It is not explicitly mentioned in any DELETE payload.

Negotiation of IP compression is separate from the negotiation of cryptographic parameters associated with a Child SA. A node requesting a Child SA MAY advertise its support for one or more compression algorithms through one or more Notify payloads of type IPCOMP_SUPPORTED. This Notify message may be included only in a message containing an SA payload negotiating a Child SA and indicates a willingness by its sender to use IPComp on this SA. The response MAY indicate acceptance of a single compression algorithm with a Notify payload of type IPCOMP_SUPPORTED. These payloads MUST NOT occur in messages that do not contain SA payloads.

The data associated with this Notify message includes a two-octet IPComp CPI followed by a one-octet transform ID optionally followed by attributes whose length and format are defined by that transform ID. A message proposing an SA may contain multiple IPCOMP_SUPPORTED notifications to indicate multiple supported algorithms. A message accepting an SA may contain at most one.

The transform IDs are listed here. The values in the following table are only current as of the publication date of [RFC 4306](#). Other values may have been added since then or will be added after the publication of this document. Readers should refer to [[IKEV2IANA](#)] for the latest values.

Name	Number	Defined In

IPCOMP_OUI	1	
IPCOMP_DEFLATE	2	RFC 2394
IPCOMP_LZS	3	RFC 2395
IPCOMP_LZJH	4	RFC 3051

Although there has been discussion of allowing multiple compression algorithms to be accepted and to have different compression algorithms available for the two directions of a Child SA, implementations of this specification MUST NOT accept an IPComp algorithm that was not proposed, MUST NOT accept more than one, and MUST NOT compress using an algorithm other than one proposed and accepted in the setup of the Child SA.

A side effect of separating the negotiation of IPComp from cryptographic parameters is that it is not possible to propose multiple cryptographic suites and propose IP compression with some of them but not others.

In some cases, Robust Header Compression (ROHC) may be more appropriate than IP Compression. [[ROHCv2](#)] defines the use of ROHC with IKEv2 and IPsec.

[2.23. NAT Traversal](#)

Network Address Translation (NAT) gateways are a controversial subject. This section briefly describes what they are and how they are likely to act on IKE traffic. Many people believe that NATs are evil and that we should not design our protocols so as to make them work better. IKEv2 does specify some unintuitive processing rules in order that NATs are more likely to work.

NATs exist primarily because of the shortage of IPv4 addresses, though there are other rationales. IP nodes that are "behind" a NAT have IP addresses that are not globally unique, but rather are assigned from some space that is unique within the network behind the NAT but that are likely to be reused by nodes behind other NATs. Generally, nodes behind NATs can communicate with other nodes behind the same NAT and with nodes with globally unique addresses, but not with nodes behind other NATs. There are exceptions to that rule. When those nodes make connections to nodes on the real Internet, the NAT gateway "translates" the IP source address to an address that will be routed back to the gateway. Messages to the gateway from the Internet have their destination addresses "translated" to the internal address that will route the packet to the correct endnode.

NATs are designed to be "transparent" to endnodes. Neither software on the node behind the NAT nor the node on the Internet requires modification to communicate through the NAT. Achieving this transparency is more difficult with some protocols than with others. Protocols that include IP addresses of the endpoints within the payloads of the packet will fail unless the NAT gateway understands the protocol and modifies the internal references as well as those in the headers. Such knowledge is inherently unreliable, is a network layer violation, and often results in subtle problems.

Opening an IPsec connection through a NAT introduces special problems. If the connection runs in transport mode, changing the IP addresses on packets will cause the checksums to fail and the NAT cannot correct the checksums because they are cryptographically protected. Even in tunnel mode, there are routing problems because transparently translating the addresses of AH and ESP packets requires special logic in the NAT and that logic is heuristic and unreliable in nature. For that reason, IKEv2 will use UDP encapsulation of IKE and ESP packets. This encoding is slightly less efficient but is easier for NATs to process. In addition, firewalls may be configured to pass UDP-encapsulated IPsec traffic but not plain, unencapsulated ESP/AH or vice versa.

It is a common practice of NATs to translate TCP and UDP port numbers as well as addresses and use the port numbers of inbound packets to decide which internal node should get a given packet. For this reason, even though IKE packets MUST be sent from and to UDP port 500 or 4500, they MUST be accepted coming from any port and responses MUST be sent to the port from whence they came. This is because the ports may be modified as the packets pass through NATs. Similarly,

IP addresses of the IKE endpoints are generally not included in the IKE payloads because the payloads are cryptographically protected and could not be transparently modified by NATs.

Port 4500 is reserved for UDP-encapsulated ESP and IKE. An IPsec endpoint that discovers a NAT between it and its correspondent (as described below) MUST send all subsequent traffic from port 4500, which NATs should not treat specially (as they might with port 500).

An initiator can use port 4500 for both IKE and ESP, regardless of whether or not there is a NAT, even at the beginning of IKE. When either side is using port 4500, sending ESP with UDP encapsulation is not required, but understanding received UDP encapsulated ESP packets is required. If NAT-T is supported (that is, if NAT_DETECTION_*_IP payloads were exchanged during IKE_SA_INIT), all devices MUST be able to receive and process both UDP encapsulated ESP and non-UDP encapsulated ESP packets at any time. Either side can decide whether or not to use UDP encapsulation for ESP irrespective of the choice made by the other side. However, if a NAT is detected, both devices MUST use UDP encapsulation for ESP.

The specific requirements for supporting NAT traversal [[NATREQ](#)] are listed below. Support for NAT traversal is optional. In this section only, requirements listed as MUST apply only to implementations supporting NAT traversal.

- o Both IKE initiator and responder MUST include in their IKE_SA_INIT packets Notify payloads of type NAT_DETECTION_SOURCE_IP and NAT_DETECTION_DESTINATION_IP. Those payloads can be used to detect if there is NAT between the hosts, and which end is behind the NAT. The location of the payloads in the IKE_SA_INIT packets is just after the Ni and Nr payloads (before the optional CERTREQ payload).
- o The data associated with the NAT_DETECTION_SOURCE_IP notification is a SHA-1 digest of the SPIs (in the order they appear in the header), IP address, and port from which this packet was sent. There MAY be multiple NAT_DETECTION_SOURCE_IP payloads in a message if the sender does not know which of several network attachments will be used to send the packet.
- o The data associated with the NAT_DETECTION_DESTINATION_IP notification is a SHA-1 digest of the SPIs (in the order they appear in the header), IP address, and port to which this packet was sent.
- o The recipient of either the NAT_DETECTION_SOURCE_IP or NAT_DETECTION_DESTINATION_IP notification MAY compare the supplied value to a SHA-1 hash of the SPIs, source or recipient IP address (respectively), address, and port, and if they don't match it SHOULD enable NAT traversal. In the case there is a mismatch of

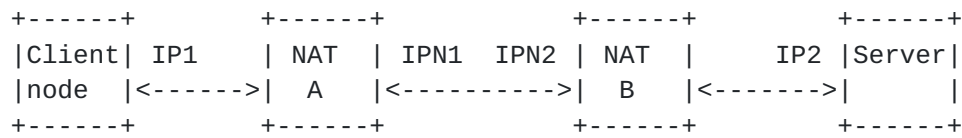
the NAT_DETECTION_SOURCE_IP hash with all of the NAT_DETECTION_SOURCE_IP payloads received, the recipient MAY reject the connection attempt if NAT traversal is not supported. In the case of a mismatching NAT_DETECTION_DESTINATION_IP hash, it means that the system receiving the NAT_DETECTION_DESTINATION_IP payload is behind a NAT and that system SHOULD start sending keepalive packets as defined in [\[UDPENCAPS\]](#); alternately, it MAY reject the connection attempt if NAT traversal is not supported.

- o If none of the NAT_DETECTION_SOURCE_IP payload(s) received matches the expected value of the source IP and port found from the IP header of the packet containing the payload, it means that the system sending those payloads is behind NAT (i.e., someone along the route changed the source address of the original packet to match the address of the NAT box). In this case, the system receiving the payloads should allow dynamic update of the other systems' IP address, as described later.
- o The IKE initiator MUST check the NAT_DETECTION_SOURCE_IP or NAT_DETECTION_DESTINATION_IP payloads if present and if they do not match the addresses in the outer packet MUST tunnel all future IKE and ESP packets associated with this IKE SA over UDP port 4500.
- o To tunnel IKE packets over UDP port 4500, the IKE header has four octets of zero prepended and the result immediately follows the UDP header. To tunnel ESP packets over UDP port 4500, the ESP header immediately follows the UDP header. Since the first four octets of the ESP header contain the SPI, and the SPI cannot validly be zero, it is always possible to distinguish ESP and IKE messages.
- o Implementations MUST process received UDP-encapsulated ESP packets even when no NAT was detected.
- o The original source and destination IP address required for the transport mode TCP and UDP packet checksum fixup (see [\[UDPENCAPS\]](#)) are obtained from the traffic selectors associated with the exchange. In the case of transport mode NAT traversal, the traffic selectors MUST contain exactly one IP address, which is then used as the original IP address. This is covered in greater detail in [Section 2.23.1](#).
- o There are cases where a NAT box decides to remove mappings that are still alive (for example, the keepalive interval is too long, or the NAT box is rebooted). This will be apparent to a host if it receives a packet whose integrity protection validates, but has a different port, address, or both from the one that was associated with the SA in the validated packet. When such a validated packet is found, a host that does not support other methods of recovery such as MOBIKE [\[MOBIKE\]](#), and that is not

behind a NAT, SHOULD send all packets (including retransmission packets) to the IP address and port in the validated packet, and SHOULD store this as the new address and port combination for the SA (that is, they SHOULD dynamically update the address). A host behind a NAT SHOULD NOT do this type of dynamic address update if a validated packet has different port and/or address values because it opens a possible DoS attack (such as allowing an attacker to break the connection with a single packet). Also, dynamic address update should only be done in response to a new packet; otherwise, an attacker can revert the addresses with old replayed packets. Because of this, dynamic update can only be done safely if replay protection is enabled. When IKEv2 is used with MOBIKE, dynamically updating the addresses described above interferes with MOBIKE's way of recovering from the same situation. See Section 3.8 of [[MOBIKE](#)] for more information.

2.23.1. Transport Mode NAT Traversal

Transport mode used with NAT Traversal requires special handling of the traffic selectors used in the IKEv2. The complete scenario looks like:



(Other scenarios are simplifications of this complex case, so this discussion uses the complete scenario.)

In this scenario, there are two address translating NATs: NAT A and NAT B. NAT A is dynamic NAT that maps the clients source address IP1 to IPN1. NAT B is static NAT configured so that connections coming to IPN2 address are mapped to the gateways address IP2, that is, IPN2 destination address is mapped to IP2. This allows the client to connect to a server by connecting to the IPN2. NAT B does not necessarily need to be a static NAT, but the client needs to know how to connect to the server, and it can only do that if it somehow knows the outer address of the NAT B, that is, the IPN2 address. If NAT B is a static NAT, then its address can be configured to the client's configuration. Other options would be find it using some other protocol (like DNS), but those are outside of scope of IKEv2.

In this scenario, both client and server are configured to use transport mode for the traffic originating from the client node and destined to the server.

When the client starts creating the IKEv2 SA and Child SA for sending traffic to the server, it may have a triggering packet with source IP address of IP1, and a destination IP address of IPN2. Its PAD and SPD needs to have configuration matching those addresses (or wildcard

entries covering them). Because this is transport mode, it uses exactly same addresses as the traffic selectors and outer IP address of the IKE packets. For transport mode, it MUST use exactly one IP address in the TSi and TSr payloads. It can have multiple traffic selectors if it has, for example, multiple port ranges that it wants to negotiate, but all TSi entries must use IP1-IP1 range as the IP addresses, and all TSr entries must have the IPN2-IPN2 range as IP addresses. The first traffic selector of TSi and TSr SHOULD have very specific traffic selectors including protocol and port numbers, such as from the packet triggering the request.

NAT A will then replace the source address of the IKE packet from IP1 to IPN1, and NAT B will replace the destination address of the IKE packet from IPN2 to IP2, so when the packet arrives to the server it will still have the exactly same traffic selectors which were sent by the client, but the IP address of the IKE packet has been replaced to IPN1 and IP2.

When the server receives this packet, it normally looks in the Peer Authorization Database (PAD) described in [RFC 4301](#) [[IPSECARCH](#)] based on the ID and then searches the SPD based on the traffic selectors. Because IP1 does not really mean anything to the server (it is the address client has behind the NAT), it is useless to do a lookup based on that if transport mode is used. On the other hand, the server cannot know whether transport mode is allowed by its policy before it finds the matching SPD entry.

In this case, the server should first check that the initiator requested transport mode, and then do address substitution on the traffic selectors. It needs to first store the old traffic selector IP addresses to be used later for the incremental checksum fixup (the IP address in the TSi can be stored as the original source address and the IP address in the TSr can be stored as the original destination address). After that, if the other end was detected as being behind a NAT, the server replaces the IP address in TSi payloads with the IP address obtained from the source address of the IKE packet received (that is, it replaces IP1 in TSi with IPN1). If the server's end was detected to be behind NAT, it replaces the IP address in the TSr payloads with the IP address obtained from the destination address of the IKE packet received (that is, it replaces IPN2 in TSr with IP2).

After this address substitution, both the traffic selectors and the IKE UDP source/destination addresses look the same, and the server does SPD lookup based on those new traffic selectors. If an entry is found and it allows transport mode, then that entry is used. If an entry is found but it does not allow transport mode, then the server MAY undo the address substitution and redo the SPD lookup using the original traffic selectors. If the second lookup succeeds, the server will create an SA in tunnel mode using real traffic selectors sent by the other end.

This address substitution in transport mode is needed because the SPD is looked up using the addresses that will be seen by the local host. This also will make sure the SAD entries for the tunnel exit checks and return packets is added using the addresses as seen by the local operating system stack.

The most common case is that the server's SPD will contain wildcard entries matching any addresses, but this allows also making different SPD entries, for example, for different known NAT's outer addresses.

After the SPD lookup, the server will do traffic selector narrowing based on the SPD entry it found. It will again use the already-substituted traffic selectors, and it will thus send back traffic selectors having IPN1 and IP2 as their IP addresses; it can still narrow down the protocol number or port ranges used by the traffic selectors. The SAD entry created for the Child SA will have the addresses as seen by the server, namely IPN1 and IP2.

When the client receives the server's response to the Child SA, it will do similar processing. If the transport mode SA was created, the client can store the original returned traffic selectors as original source and destination addresses. It will replace the IP addresses in the traffic selectors with the ones from the IP header of the IKE packet: it will replace IPN1 with IP1 and IP2 with IPN2. Then it will use those traffic selectors when verifying the SA against sent traffic selectors, and when installing the SAD entry.

A summary of the rules for NAT-traversal in transport mode is:

For the client proposing transport mode:

- The TS_i entries MUST have exactly one IP address, and that MUST match the source address of the IKE SA.
- The TS_r entries MUST have exactly one IP address, and that MUST match the destination address of the IKE SA.
- The first TS_i and TS_r traffic selectors SHOULD have very specific traffic selectors including protocol and port numbers, such as from the packet triggering the request.
- There MAY be multiple TS_i and TS_r entries.
- If transport mode for the SA was selected (that is, if the server included USE_TRANSPORT_MODE notification in its response):
 - Store the original traffic selectors as the received source and destination address.
 - If the server is behind a NAT, substitute the IP address in the TS_r entries with the remote address of the IKE SA.

- If the client is behind a NAT, substitute the IP address in the TSi entries with the local address of the IKE SA.
- Do address substitution before using those traffic selectors for anything else other than storing original content of them. This includes verification that traffic selectors were narrowed correctly by other end, creation of the SAD entry, and so on.

For the responder, when transport mode is proposed by client:

- Store the original traffic selector IP addresses as received source and destination address, both in case we need to undo address substitution, and to use as the "real source and destination address" specified by [[UDPENCAPS](#)], and for TCP/UDP checksum fixup.
- If the client is behind a NAT, substitute the IP address in the TSi entries with the remote address of the IKE SA.
- If the server is behind a NAT substitute the IP address in the TSr entries with the local address of the IKE SA.
- Do PAD and SPD lookup using the ID and substituted traffic selectors.
- If no SPD entry was found, or if found SPD entry does not allow transport mode, undo the traffic selector substitutions. Do PAD and SPD lookup again using the ID and original traffic selectors, but also searching for tunnel mode SPD entry (that is, fall back to tunnel mode).
- However, if a transport mode SPD entry was found, do normal traffic selection narrowing based on the substituted traffic selectors and SPD entry. Use the resulting traffic selectors when creating SAD entries, and when sending traffic selectors back to the client.

[2.24.](#) Explicit Congestion Notification (ECN)

When IPsec tunnels behave as originally specified in [[IPSECARCH-OLD](#)], ECN usage is not appropriate for the outer IP headers because tunnel decapsulation processing discards ECN congestion indications to the detriment of the network. ECN support for IPsec tunnels for IKEv1-based IPsec requires multiple operating modes and negotiation (see [[ECN](#)]). IKEv2 simplifies this situation by requiring that ECN be usable in the outer IP headers of all tunnel-mode Child SAs created by IKEv2. Specifically, tunnel encapsulators and decapsulators for all tunnel-mode SAs created by IKEv2 MUST support the ECN full-functionality option for tunnels specified in [[ECN](#)] and MUST implement the tunnel encapsulation and decapsulation processing specified in [[IPSECARCH](#)] to prevent discarding of ECN congestion

indications.

2.25. Exchange Collisions

Because IKEv2 exchanges can be initiated by either peer, it is possible that two exchanges affecting the same SA partly overlap. This can lead to a situation where the SA state information is temporarily not synchronized, and a peer can receive a request that it cannot process in a normal fashion.

Obviously, using a window size greater than 1 leads to more complex situations, especially if requests are processed out of order. This section concentrates on problems that can arise even with a window size of 1, and recommends solutions.

A TEMPORARY_FAILURE notification SHOULD be sent when a peer receives a request that cannot be completed due to a temporary condition such as a rekeying operation. When a peer receives a TEMPORARY_FAILURE notification, it MUST NOT immediately retry the operation; it MUST wait so that the sender may complete whatever operation caused the temporary condition. The recipient MAY retry the request one or more times over a period of several minutes. If a peer continues to receive TEMPORARY_FAILURE on the same IKE SA after several minutes, it SHOULD conclude that the state information is out-of-sync and close the IKE SA.

A CHILD_SA_NOT_FOUND notification SHOULD be sent when a peer receives a request to rekey a Child SA that does not exist. The SA that the initiator attempted to rekey is indicated by the SPI field in the Notify Payload, which is copied from the SPI field in the REKEY_SA notification. A peer that receives a CHILD_SA_NOT_FOUND notification SHOULD silently delete the Child SA (if it still exists) and send a request to create a new Child SA from scratch (if the Child SA does not yet exist).

2.25.1. Collisions While Rekeying or Closing Child SAs

If a peer receives a request to rekey a Child SA that it is currently trying to close, it SHOULD reply with TEMPORARY_FAILURE. If a peer receives a request to rekey a Child SA that it is currently rekeying, it SHOULD reply as usual, and SHOULD prepare to close redundant SAs later based on the nonces (see [Section 2.8.1](#)). If a peer receives a request to rekey a Child SA that does not exist, it SHOULD reply with CHILD_SA_NOT_FOUND.

If a peer receives a request to close a Child SA that it is currently trying to close, it SHOULD reply without Delete payloads (see [Section 1.4.1](#)). If a peer receives a request to close a Child SA that it is currently rekeying, it SHOULD reply as usual, with a Delete payload. If a peer receives a request to close a Child SA that does not exist, it SHOULD reply without Delete payloads.

If a peer receives a request to rekey the IKE SA, and it is currently creating, rekeying, or closing a Child SA of that IKE SA, it SHOULD reply with TEMPORARY_FAILURE.

2.25.2. Collisions While Rekeying or Closing IKE SAs

If a peer receives a request to rekey an IKE SA that it is currently rekeying, it SHOULD reply as usual, and SHOULD prepare to close redundant SAs and move inherited Child SAs later based on the nonces (see [Section 2.8.2](#)). If a peer receives a request to rekey an IKE SA that it is currently trying to close, it SHOULD reply with TEMPORARY_FAILURE.

If a peer receives a request to close an IKE SA that it is currently rekeying, it SHOULD reply as usual, and forget about its own rekeying request. If a peer receives a request to close an IKE SA that it is currently trying to close, it SHOULD reply as usual, and forget about its own close request.

If a peer receives a request to create or rekey a Child SA when it is currently rekeying the IKE SA, it SHOULD reply with TEMPORARY_FAILURE. If a peer receives a request to delete a Child SA when it is currently rekeying the IKE SA, it SHOULD reply as usual, with a Delete payload.

3. Header and Payload Formats

In the tables in this section, some cryptographic primitives and configuration attributes are marked as "UNSPECIFIED". These are items for which there are no known specifications and therefore interoperability is currently impossible. A future specification may describe their use, but until such specification is made, implementations SHOULD NOT attempt to use items marked as "UNSPECIFIED" in implementations that are meant to be interoperable.

3.1. The IKE Header

IKE messages use UDP ports 500 and/or 4500, with one IKE message per UDP datagram. Information from the beginning of the packet through the UDP header is largely ignored except that the IP addresses and UDP ports from the headers are reversed and used for return packets. When sent on UDP port 500, IKE messages begin immediately following the UDP header. When sent on UDP port 4500, IKE messages have prepended four octets of zero. These four octets of zero are not part of the IKE message and are not included in any of the length fields or checksums defined by IKE. Each IKE message begins with the IKE header, denoted HDR in this document. Following the header are one or more IKE payloads each identified by a "Next Payload" field in the preceding payload. Payloads are identified in the order in which they appear in an IKE message by looking in the "Next Payload" field

in the IKE header, and subsequently according to the "Next Payload" field in the IKE payload itself until a "Next Payload" field of zero indicates that no payloads follow. If a payload of type "Encrypted" is found, that payload is decrypted and its contents parsed as additional payloads. An Encrypted payload MUST be the last payload in a packet and an Encrypted payload MUST NOT contain another Encrypted payload.

The responder's SPI in the header identifies an instance of an IKE security association. It is therefore possible for a single instance of IKE to multiplex distinct sessions with multiple peers, including multiple sessions per peer.

All multi-octet fields representing integers are laid out in big endian order (also known as "most significant byte first", or "network byte order").

The format of the IKE header is shown in Figure 4.

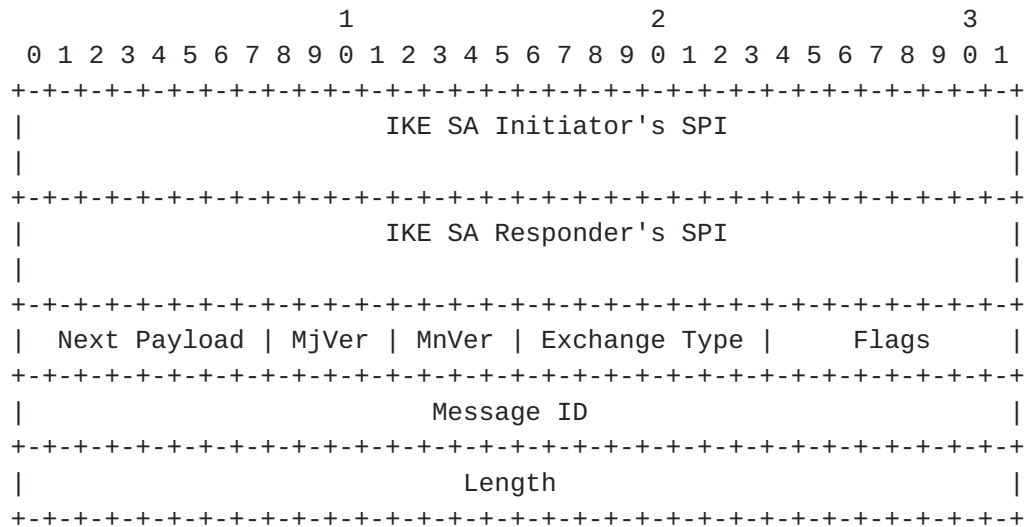


Figure 4: IKE Header Format

- o Initiator's SPI (8 octets) - A value chosen by the initiator to identify a unique IKE security association. This value MUST NOT be zero.
- o Responder's SPI (8 octets) - A value chosen by the responder to identify a unique IKE security association. This value MUST be zero in the first message of an IKE Initial Exchange (including repeats of that message including a cookie).
- o Next Payload (1 octet) - Indicates the type of payload that immediately follows the header. The format and value of each payload are defined below.
- o Major Version (4 bits) - Indicates the major version of the IKE

protocol in use. Implementations based on this version of IKE MUST set the Major Version to 2. Implementations based on previous versions of IKE and ISAKMP MUST set the Major Version to 1. Implementations based on this version of IKE MUST reject or ignore messages containing a version number greater than 2 with an INVALID_MAJOR_VERSION notification message as described in [Section 2.5](#).

- o Minor Version (4 bits) - Indicates the minor version of the IKE protocol in use. Implementations based on this version of IKE MUST set the Minor Version to 0. They MUST ignore the minor version number of received messages.
- o Exchange Type (1 octet) - Indicates the type of exchange being used. This constrains the payloads sent in each message in an exchange. The values in the following table are only current as of the publication date of [RFC 4306](#). Other values may have been added since then or will be added after the publication of this document. Readers should refer to [[IKEV2IANA](#)] for the latest values.

Exchange Type	Value
-----	-----
IKE_SA_INIT	34
IKE_AUTH	35
CREATE_CHILD_SA	36
INFORMATIONAL	37

- o Flags (1 octet) - Indicates specific options that are set for the message. Presence of options is indicated by the appropriate bit in the flags field being set. The bits are as follows:

```

+--+--+--+--+--+--+
|X|X|R|V|I|X|X|X|
+--+--+--+--+--+--+

```

In the description below, a bit being 'set' means its value is '1', while 'cleared' means its value is '0'. "X" bits MUST be cleared when sending and MUST be ignored on receipt.

- * R (Response) - This bit indicates that this message is a response to a message containing the same message ID. This bit MUST be cleared in all request messages and MUST be set in all responses. An IKE endpoint MUST NOT generate a response to a message that is marked as being a response (with one exception; see [Section 2.21.2](#)).
- * V (Version) - This bit indicates that the transmitter is capable of speaking a higher major version number of the protocol than the one indicated in the major version number field. Implementations of IKEv2 MUST clear this bit when

sending and MUST ignore it in incoming messages.

- * I (Initiator) - This bit MUST be set in messages sent by the original initiator of the IKE SA and MUST be cleared in messages sent by the original responder. It is used by the recipient to determine which eight octets of the SPI were generated by the recipient. This bit changes to reflect who initiated the last rekey of the IKE SA.
- o Message ID (4 octets, unsigned integer) - Message identifier used to control retransmission of lost packets and matching of requests and responses. It is essential to the security of the protocol because it is used to prevent message replay attacks. See [Section 2.1](#) and [Section 2.2](#).
- o Length (4 octets, unsigned integer) - Length of total message (header + payloads) in octets.

3.2. Generic Payload Header

Each IKE payload defined in [Section 3.3](#) through [Section 3.16](#) begins with a generic payload header, shown in Figure 5. Figures for each payload below will include the generic payload header, but for brevity the description of each field will be omitted.

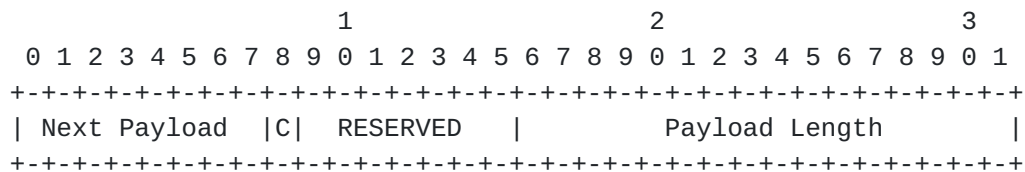


Figure 5: Generic Payload Header

The Generic Payload Header fields are defined as follows:

- o Next Payload (1 octet) - Identifier for the payload type of the next payload in the message. If the current payload is the last in the message, then this field will be 0. This field provides a "chaining" capability whereby additional payloads can be added to a message by appending each one to the end of the message and setting the "Next Payload" field of the preceding payload to indicate the new payload's type. An Encrypted payload, which must always be the last payload of a message, is an exception. It contains data structures in the format of additional payloads. In the header of an Encrypted payload, the Next Payload field is set to the payload type of the first contained payload (instead of 0); conversely, the Next Payload field of the last contained payload is set to zero). The payload type values are listed here. The values in the following table are only current as of the publication date of [RFC 4306](#). Other values may have been added since then or will be added after the publication of this

document. Readers should refer to [[IKEV2IANA](#)] for the latest values.

Next Payload Type	Notation	Value

No Next Payload		0
Security Association	SA	33
Key Exchange	KE	34
Identification - Initiator	IDi	35
Identification - Responder	IDr	36
Certificate	CERT	37
Certificate Request	CERTREQ	38
Authentication	AUTH	39
Nonce	Ni, Nr	40
Notify	N	41
Delete	D	42
Vendor ID	V	43
Traffic Selector - Initiator	TSi	44
Traffic Selector - Responder	TSr	45
Encrypted and Authenticated	SK	46
Configuration	CP	47
Extensible Authentication	EAP	48

(Payload type values 1-32 should not be assigned in the future so that there is no overlap with the code assignments for IKEv1.)

- o Critical (1 bit) - MUST be set to zero if the sender wants the recipient to skip this payload if it does not understand the payload type code in the Next Payload field of the previous payload. MUST be set to one if the sender wants the recipient to reject this entire message if it does not understand the payload type. MUST be ignored by the recipient if the recipient understands the payload type code. MUST be set to zero for payload types defined in this document. Note that the critical bit applies to the current payload rather than the "next" payload whose type code appears in the first octet. The reasoning behind not setting the critical bit for payloads defined in this document is that all implementations MUST understand all payload types defined in this document and therefore must ignore the Critical bit's value. Skipped payloads are expected to have valid Next Payload and Payload Length fields. See [Section 2.5](#) for more information on this bit.
- o RESERVED (7 bits) - MUST be sent as zero; MUST be ignored on receipt.
- o Payload Length (2 octets, unsigned integer) - Length in octets of the current payload, including the generic payload header.

Many payloads contain fields marked as "RESERVED". Some payloads in

IKEv2 (and historically in IKEv1) are not aligned to 4-octet boundaries.

3.3. Security Association Payload

The Security Association Payload, denoted SA in this document, is used to negotiate attributes of a security association. Assembly of Security Association Payloads requires great peace of mind. An SA payload MAY contain multiple proposals. If there is more than one, they MUST be ordered from most preferred to least preferred. Each proposal contains a single IPsec protocol (where a protocol is IKE, ESP, or AH), each protocol MAY contain multiple transforms, and each transform MAY contain multiple attributes. When parsing an SA, an implementation MUST check that the total Payload Length is consistent with the payload's internal lengths and counts. Proposals, Transforms, and Attributes each have their own variable length encodings. They are nested such that the Payload Length of an SA includes the combined contents of the SA, Proposal, Transform, and Attribute information. The length of a Proposal includes the lengths of all Transforms and Attributes it contains. The length of a Transform includes the lengths of all Attributes it contains.

The syntax of Security Associations, Proposals, Transforms, and Attributes is based on ISAKMP; however the semantics are somewhat different. The reason for the complexity and the hierarchy is to allow for multiple possible combinations of algorithms to be encoded in a single SA. Sometimes there is a choice of multiple algorithms, whereas other times there is a combination of algorithms. For example, an initiator might want to propose using ESP with either (3DES and HMAC_MD5) or (AES and HMAC_SHA1).

One of the reasons the semantics of the SA payload has changed from ISAKMP and IKEv1 is to make the encodings more compact in common cases.

The Proposal structure contains within it a Proposal Num and an IPsec protocol ID. Each structure MUST have a proposal number one (1) greater than the previous structure. The first Proposal in the initiator's SA payload MUST have a Proposal Num of one (1). One reason to use multiple proposals is to propose both standard crypto ciphers and combined-mode ciphers. Combined-mode ciphers include both integrity and encryption in a single encryption algorithm, and MUST either offer no integrity algorithm or a single integrity algorithm of "none", with no integrity algorithm being the RECOMMENDED method. If an initiator wants to propose both combined-mode ciphers and normal ciphers, it must include two proposals: one will have all the combined-mode ciphers, and the other will have all the normal ciphers with the integrity algorithms. For example, one such proposal would have two proposal structures. Proposal 1 is ESP with AES-128, AES-192, and AES-256 bits in CBC mode, with either HMAC-SHA1-96 or XCBC-96 as the integrity algorithm; Proposal 2 is

AES-128 or AES-256 in GCM mode with an 8-octet ICV. Both proposals allow but do not require the use of ESN (extended sequence numbers). This can be illustrated as:

SA Payload

```

|
+--- Proposal #1 ( Proto ID = ESP(3), SPI size = 4,
|               7 transforms,      SPI = 0x052357bb )
|
|   +--- Transform ENCR ( Name = ENCR_AES_CBC )
|   |   +--- Attribute ( Key Length = 128 )
|   |
|   +--- Transform ENCR ( Name = ENCR_AES_CBC )
|   |   +--- Attribute ( Key Length = 192 )
|   |
|   +--- Transform ENCR ( Name = ENCR_AES_CBC )
|   |   +--- Attribute ( Key Length = 256 )
|   |
|   +--- Transform INTEG ( Name = AUTH_HMAC_SHA1_96 )
|   +--- Transform INTEG ( Name = AUTH_AES_XCBC_96 )
|   +--- Transform ESN ( Name = ESNs )
|   +--- Transform ESN ( Name = No ESNs )
|
+--- Proposal #2 ( Proto ID = ESP(3), SPI size = 4,
|               4 transforms,      SPI = 0x35a1d6f2 )
|
|   +--- Transform ENCR ( Name = AES-GCM with a 8 octet ICV )
|   |   +--- Attribute ( Key Length = 128 )
|   |
|   +--- Transform ENCR ( Name = AES-GCM with a 8 octet ICV )
|   |   +--- Attribute ( Key Length = 256 )
|   |
|   +--- Transform ESN ( Name = ESNs )
|   +--- Transform ESN ( Name = No ESNs )

```

Each Proposal/Protocol structure is followed by one or more transform structures. The number of different transforms is generally determined by the Protocol. AH generally has two transforms: Extended Sequence Numbers (ESN) and an integrity check algorithm. ESP generally has three: ESN, an encryption algorithm and an integrity check algorithm. IKE generally has four transforms: a Diffie-Hellman group, an integrity check algorithm, a PRF algorithm, and an encryption algorithm. For each Protocol, the set of permissible transforms is assigned transform ID numbers, which appear in the header of each transform.

If there are multiple transforms with the same Transform Type, the proposal is an OR of those transforms. If there are multiple Transforms with different Transform Types, the proposal is an AND of the different groups. For example, to propose ESP with (3DES or AES-CBC) and (HMAC_MD5 or HMAC_SHA), the ESP proposal would contain two

Transform Type 1 candidates (one for 3DES and one for AEC-CBC) and two Transform Type 3 candidates (one for HMAC_MD5 and one for HMAC_SHA). This effectively proposes four combinations of algorithms. If the initiator wanted to propose only a subset of those, for example (3DES and HMAC_MD5) or (IDEA and HMAC_SHA), there is no way to encode that as multiple transforms within a single Proposal. Instead, the initiator would have to construct two different Proposals, each with two transforms.

A given transform MAY have one or more Attributes. Attributes are necessary when the transform can be used in more than one way, as when an encryption algorithm has a variable key size. The transform would specify the algorithm and the attribute would specify the key size. Most transforms do not have attributes. A transform MUST NOT have multiple attributes of the same type. To propose alternate values for an attribute (for example, multiple key sizes for the AES encryption algorithm), an implementation MUST include multiple Transforms with the same Transform Type each with a single Attribute.

Note that the semantics of Transforms and Attributes are quite different from those in IKEv1. In IKEv1, a single Transform carried multiple algorithms for a protocol with one carried in the Transform and the others carried in the Attributes.

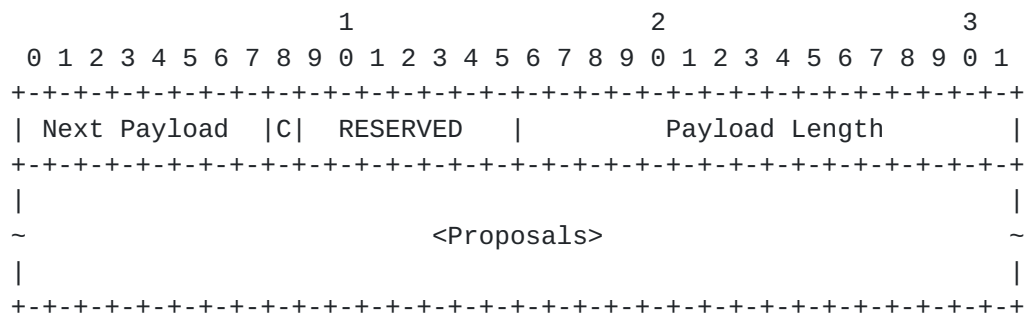
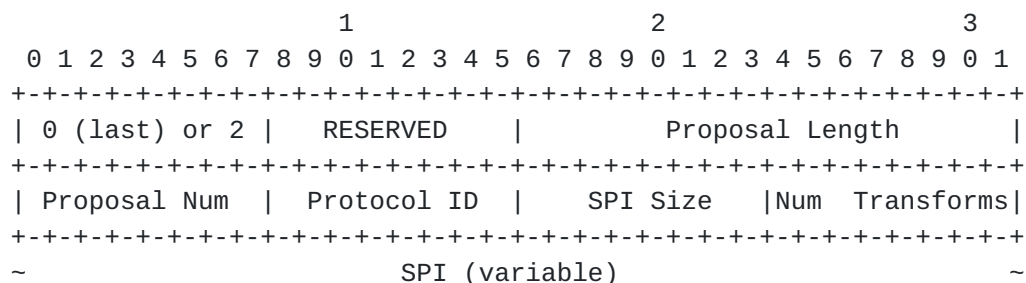


Figure 6: Security Association Payload

- o Proposals (variable) - One or more proposal substructures.

The payload type for the Security Association Payload is thirty three (33).

3.3.1. Proposal Substructure



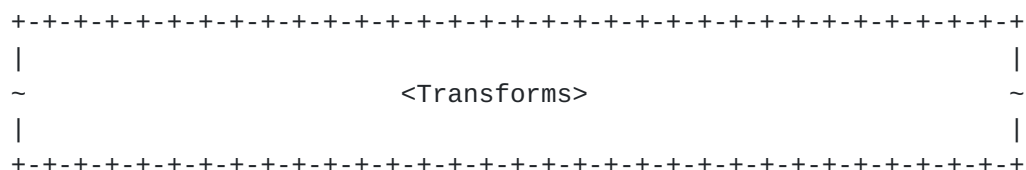


Figure 7: Proposal Substructure

- o 0 (last) or 2 (more) (1 octet) - Specifies whether this is the last Proposal Substructure in the SA. This syntax is inherited from ISAKMP, but is unnecessary because the last Proposal could be identified from the length of the SA. The value (2) corresponds to a Payload Type of Proposal in IKEv1, and the first four octets of the Proposal structure are designed to look somewhat like the header of a Payload.
- o RESERVED (1 octet) - MUST be sent as zero; MUST be ignored on receipt.
- o Proposal Length (2 octets, unsigned integer) - Length of this proposal, including all transforms and attributes that follow.
- o Proposal Num (1 octet) - When a proposal is made, the first proposal in an SA payload MUST be 1, and subsequent proposals MUST be one more than the previous proposal (indicating an OR of the two proposals). When a proposal is accepted, the proposal number in the SA payload MUST match the number on the proposal sent that was accepted.
- o Protocol ID (1 octet) - Specifies the IPsec protocol identifier for the current negotiation. The values in the following table are only current as of the publication date of [RFC 4306](#). Other values may have been added since then or will be added after the publication of this document. Readers should refer to [[IKEV2IANA](#)] for the latest values.

Protocol	Protocol ID
IKE	1
AH	2
ESP	3

- o SPI Size (1 octet) - For an initial IKE SA negotiation, this field MUST be zero; the SPI is obtained from the outer IP header. During subsequent negotiations, it is equal to the size, in octets, of the SPI of the corresponding protocol (8 for IKE, 4 for ESP and AH).
- o Num Transforms (1 octet) - Specifies the number of transforms in this proposal.
- o SPI (variable) - The sending entity's SPI. Even if the SPI Size

is not a multiple of 4 octets, there is no padding applied to the payload. When the SPI Size field is zero, this field is not present in the Security Association payload.

- o Transforms (variable) - One or more transform substructures.

3.3.2. Transform Substructure

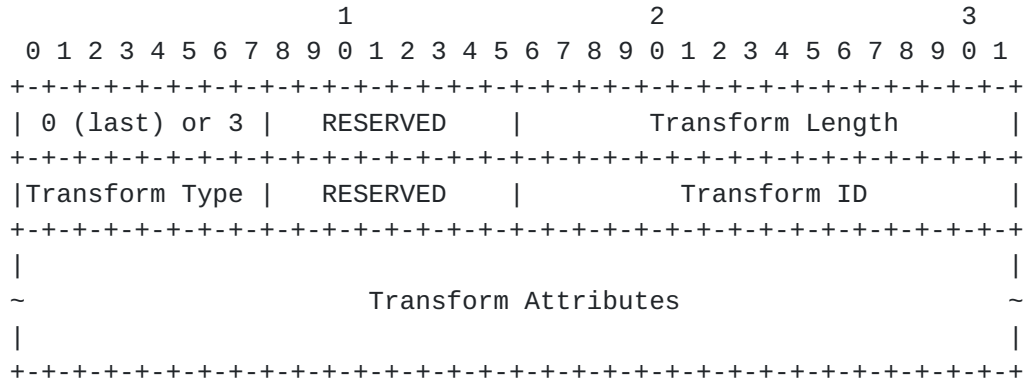


Figure 8: Transform Substructure

- o 0 (last) or 3 (more) (1 octet) - Specifies whether this is the last Transform Substructure in the Proposal. This syntax is inherited from ISAKMP, but is unnecessary because the last transform could be identified from the length of the proposal. The value (3) corresponds to a Payload Type of Transform in IKEv1, and the first four octets of the Transform structure are designed to look somewhat like the header of a Payload.
- o RESERVED - MUST be sent as zero; MUST be ignored on receipt.
- o Transform Length - The length (in octets) of the Transform Substructure including Header and Attributes.
- o Transform Type (1 octet) - The type of transform being specified in this transform. Different protocols support different transform types. For some protocols, some of the transforms may be optional. If a transform is optional and the initiator wishes to propose that the transform be omitted, no transform of the given type is included in the proposal. If the initiator wishes to make use of the transform optional to the responder, it includes a transform substructure with transform ID = 0 as one of the options.
- o Transform ID (2 octets) - The specific instance of the transform type being proposed.

The transform type values are listed below. The values in the following table are only current as of the publication date of [RFC 4306](#). Other values may have been added since then or will be added after the publication of this document. Readers should refer to

[[IKEV2IANA](#)] for the latest values.

Description	Trans. Type	Used In

Encryption Algorithm (ENCR)	1	IKE and ESP
Pseudo-random Function (PRF)	2	IKE
Integrity Algorithm (INTEG)	3	IKE*, AH, optional in ESP
Diffie-Hellman Group (D-H)	4	IKE, optional in AH & ESP
Extended Sequence Numbers (ESN)	5	AH and ESP

(*) Negotiating an integrity algorithm is mandatory for the Encrypted payload format specified in this document. For example, [[AEAD](#)] specifies additional formats based on authenticated encryption, in which a separate integrity algorithm is not negotiated.

For Transform Type 1 (Encryption Algorithm), the Transform IDs are listed below. The values in the following table are only current as of the publication date of [RFC 4306](#). Other values may have been added since then or will be added after the publication of this document. Readers should refer to [[IKEV2IANA](#)] for the latest values.

Name	Number	Defined In

ENCR_DES_IV64	1	(UNSPECIFIED)
ENCR_DES	2	(RFC2405), [DES]
ENCR_3DES	3	(RFC2451)
ENCR_RC5	4	(RFC2451)
ENCR_IDEA	5	(RFC2451), [IDEA]
ENCR_CAST	6	(RFC2451)
ENCR_BLOWFISH	7	(RFC2451)
ENCR_3IDEA	8	(UNSPECIFIED)
ENCR_DES_IV32	9	(UNSPECIFIED)
ENCR_NULL	11	(RFC2410)
ENCR_AES_CBC	12	(RFC3602)
ENCR_AES_CTR	13	(RFC3686)

For Transform Type 2 (Pseudo-random Function), the Transform IDs are listed below. The values in the following table are only current as of the publication date of [RFC 4306](#). Other values may have been added since then or will be added after the publication of this document. Readers should refer to [[IKEV2IANA](#)] for the latest values.

Name	Number	Defined In

PRF_HMAC_MD5	1	(RFC2104), [MD5]
PRF_HMAC_SHA1	2	(RFC2104), [SHA]
PRF_HMAC_TIGER	3	(UNSPECIFIED)

For Transform Type 3 (Integrity Algorithm), defined Transform IDs are

listed below. The values in the following table are only current as of the publication date of [RFC 4306](#). Other values may have been added since then or will be added after the publication of this document. Readers should refer to [[IKEV2IANA](#)] for the latest values.

Name	Number	Defined In
-----	-----	-----
NONE	0	
AUTH_HMAC_MD5_96	1	(RFC2403)
AUTH_HMAC_SHA1_96	2	(RFC2404)
AUTH_DES_MAC	3	(UNSPECIFIED)
AUTH_KPDK_MD5	4	(UNSPECIFIED)
AUTH_AES_XCBC_96	5	(RFC3566)

For Transform Type 4 (Diffie-Hellman Group), defined Transform IDs are listed below. The values in the following table are only current as of the publication date of [RFC 4306](#). Other values may have been added since then or will be added after the publication of this document. Readers should refer to [[IKEV2IANA](#)] for the latest values.

Name	Number	Defined in
-----	-----	-----
NONE	0	
768 Bit MODP	1	Appendix B
1024 Bit MODP	2	Appendix B
1536-bit MODP	5	[ADDGROUP]
2048-bit MODP	14	[ADDGROUP]
3072-bit MODP	15	[ADDGROUP]
4096-bit MODP	16	[ADDGROUP]
6144-bit MODP	17	[ADDGROUP]
8192-bit MODP	18	[ADDGROUP]

Although ESP and AH do not directly include a Diffie-Hellman exchange, a Diffie-Hellman group MAY be negotiated for the Child SA. This allows the peers to employ Diffie-Hellman in the CREATE_CHILD_SA exchange, providing perfect forward secrecy for the generated Child SA keys.

For Transform Type 5 (Extended Sequence Numbers), defined Transform IDs are listed below. The values in the following table are only current as of the publication date of [RFC 4306](#). Other values may have been added since then or will be added after the publication of this document. Readers should refer to [[IKEV2IANA](#)] for the latest values.

Name	Number
-----	-----
No Extended Sequence Numbers	0
Extended Sequence Numbers	1

Note that an initiator who supports ESNs will usually include two ESN

transforms, with values "0" and "1", in its proposals. A proposal containing a single ESN transform with value "1" means that using normal (non-extended) sequence numbers is not acceptable.

Numerous additional transform types have been defined since the publication of [RFC 4306](#). Please refer to the IANA IKEv2 registry for details.

3.3.3. Valid Transform Types by Protocol

The number and type of transforms that accompany an SA payload are dependent on the protocol in the SA itself. An SA payload proposing the establishment of an SA has the following mandatory and optional transform types. A compliant implementation **MUST** understand all mandatory and optional types for each protocol it supports (though it need not accept proposals with unacceptable suites). A proposal **MAY** omit the optional types if the only value for them it will accept is NONE.

Protocol	Mandatory Types	Optional Types

IKE	ENCR, PRF, INTEG*, D-H	
ESP	ENCR, ESN	INTEG, D-H
AH	INTEG, ESN	D-H

(*) Negotiating an integrity algorithm is mandatory for the Encrypted payload format specified in this document. For example, [\[AEAD\]](#) specifies additional formats based on authenticated encryption, in which a separate integrity algorithm is not negotiated.

3.3.4. Mandatory Transform IDs

The specification of suites that **MUST** and **SHOULD** be supported for interoperability has been removed from this document because they are likely to change more rapidly than this document evolves.

An important lesson learned from IKEv1 is that no system should only implement the mandatory algorithms and expect them to be the best choice for all customers.

It is likely that IANA will add additional transforms in the future, and some users may want to use private suites, especially for IKE where implementations should be capable of supporting different parameters, up to certain size limits. In support of this goal, all implementations of IKEv2 **SHOULD** include a management facility that allows specification (by a user or system administrator) of Diffie-Hellman parameters (the generator, modulus, and exponent lengths and values) for new Diffie-Hellman groups. Implementations **SHOULD** provide a management interface through which these parameters and the associated transform IDs may be entered (by a user or system

administrator), to enable negotiating such groups.

All implementations of IKEv2 MUST include a management facility that enables a user or system administrator to specify the suites that are acceptable for use with IKE. Upon receipt of a payload with a set of transform IDs, the implementation MUST compare the transmitted transform IDs against those locally configured via the management controls, to verify that the proposed suite is acceptable based on local policy. The implementation MUST reject SA proposals that are not authorized by these IKE suite controls. Note that cryptographic suites that MUST be implemented need not be configured as acceptable to local policy.

3.3.5. Transform Attributes

Each transform in a Security Association payload may include attributes that modify or complete the specification of the transform. The set of valid attributes depends on the transform. Currently, only a single attribute type is defined: the Key Length attribute is used by certain encryption transforms with variable-length keys (see below for details).

The attributes are type/value pairs and are defined below. Attributes can have a value with a fixed two-octet length or a variable-length value. For the latter, the attribute is encoded as type/length/value.

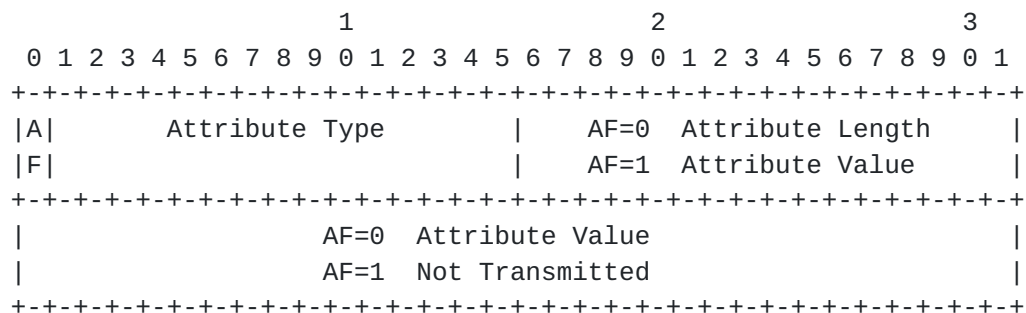


Figure 9: Data Attributes

- o Attribute Format (AF) (1 bit) - Indicates whether the data attribute follows the Type/Length/Value (TLV) format or a shortened Type/Value (TV) format. If the AF bit is zero (0), then the attribute uses TLV format; if the AF bit is one (1), the TV format (with two-byte value) is used.
- o Attribute Type (15 bits) - Unique identifier for each type of attribute (see below).
- o Attribute Value (variable length) - Value of the Attribute associated with the Attribute Type. If the AF bit is a zero (0), this field has a variable length defined by the Attribute Length

field. If the AF bit is a one (1), the Attribute Value has a length of 2 octets.

The only currently defined attribute type (Key Length) is fixed length; the variable-length encoding specification is included only for future extensions. Attributes described as fixed length MUST NOT be encoded using the variable-length encoding unless that length exceeds two bytes. Variable-length attributes MUST NOT be encoded as fixed-length even if their value can fit into two octets. NOTE: This is a change from IKEv1, where increased flexibility may have simplified the composer of messages but certainly complicated the parser.

The values in the following table are only current as of the publication date of [RFC 4306](#). Other values may have been added since then or will be added after the publication of this document. Readers should refer to [[IKEV2IANA](#)] for the latest values.

Attribute Type	Value	Attribute Format

Key Length (in bits)	14	TV

Values 0-13 and 15-17 were used in a similar context in IKEv1, and should not be assigned except to matching values.

The Key Length attribute specifies the key length in bits (MUST use network byte order) for certain transforms as follows:

- o The Key Length attribute MUST NOT be used with transforms that use a fixed length key. This includes, e.g., ENCR_DES, ENCR_IDEA, and all the Type 2 (Pseudo-random function) and Type 3 (Integrity Algorithm) transforms specified in this document. It is recommended that future Type 2 or 3 transforms do not use this attribute.
- o Some transforms specify that the Key Length attribute MUST be always included (omitting the attribute is not allowed, and proposals not containing it MUST be rejected). This includes, e.g., ENCR_AES_CBC and ENCR_AES_CTR.
- o Some transforms allow variable-length keys, but also specify a default key length if the attribute is not included. These transforms include, e.g., ENCR_RC5 and ENCR_BLOWFISH.

Implementation note: To further interoperability and to support upgrading endpoints independently, implementers of this protocol SHOULD accept values that they deem to supply greater security. For instance, if a peer is configured to accept a variable-length cipher with a key length of X bits and is offered that cipher with a larger key length, the implementation SHOULD accept the offer if it supports use of the longer key.

Support of this capability allows a responder to express a concept of "at least" a certain level of security -- "a key length of _at least_ X bits for cipher Y". However, as the attribute is always returned unchanged (see the next section), an initiator willing to accept multiple key lengths has to include multiple transforms with the same Transform Type, each with a different Key Length attribute.

3.3.6. Attribute Negotiation

During security association negotiation initiators present offers to responders. Responders MUST select a single complete set of parameters from the offers (or reject all offers if none are acceptable). If there are multiple proposals, the responder MUST choose a single proposal. If the selected proposal has multiple Transforms with the same type, the responder MUST choose a single one. Any attributes of a selected transform MUST be returned unmodified. The initiator of an exchange MUST check that the accepted offer is consistent with one of its proposals, and if not MUST terminate the exchange.

If the responder receives a proposal that contains a Transform Type it does not understand, or a proposal that is missing a mandatory Transform Type, it MUST consider this proposal unacceptable; however, other proposals in the same SA payload are processed as usual. Similarly, if the responder receives a transform that it does not understand, or one that contains a Transform Attribute it does not understand, it MUST consider this transform unacceptable; other transforms with the same Transform Type are processed as usual. This allows new Transform Types and Transform Attributes to be defined in the future.

Negotiating Diffie-Hellman groups presents some special challenges. SA offers include proposed attributes and a Diffie-Hellman public number (KE) in the same message. If in the initial exchange the initiator offers to use one of several Diffie-Hellman groups, it SHOULD pick the one the responder is most likely to accept and include a KE corresponding to that group. If the responder selects a proposal using a different Diffie-Hellman group (other than NONE), the responder will indicate the correct group in the response and the initiator SHOULD pick an element of that group for its KE value when retrying the first message. It SHOULD, however, continue to propose its full supported set of groups in order to prevent a man-in-the-middle downgrade attack. If one of the proposals offered is for the Diffie-Hellman group of NONE, and the responder selects that Diffie-Hellman group, then it MUST ignore the initiator's KE payload and omit the KE payload from the response.

3.4. Key Exchange Payload

The Key Exchange Payload, denoted KE in this document, is used to exchange Diffie-Hellman public numbers as part of a Diffie-Hellman

key exchange. The Key Exchange Payload consists of the IKE generic payload header followed by the Diffie-Hellman public value itself.

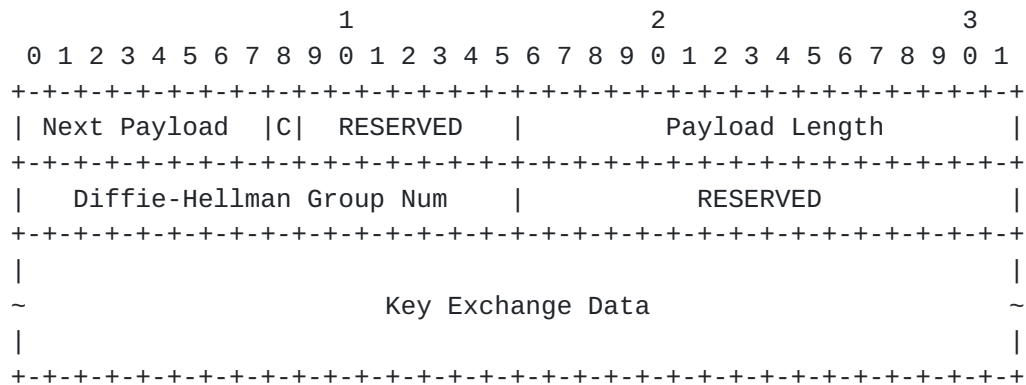


Figure 10: Key Exchange Payload Format

A key exchange payload is constructed by copying one's Diffie-Hellman public value into the "Key Exchange Data" portion of the payload. The length of the Diffie-Hellman public value for MODP groups MUST be equal to the length of the prime modulus over which the exponentiation was performed, prepending zero bits to the value if necessary.

The Diffie-Hellman Group Num identifies the Diffie-Hellman group in which the Key Exchange Data was computed (see [Section 3.3.2](#)). This Diffie-Hellman Group Num MUST match a Diffie-Hellman Group specified in a proposal in the SA payload that is sent in the same message, and SHOULD match the Diffie-Hellman group in the first group in the first proposal, if such exists. If none of the proposals in that SA payload specifies a Diffie-Hellman Group, the KE payload MUST NOT be present. If the selected proposal uses a different Diffie-Hellman group (other than NONE), the message MUST be rejected with a Notify payload of type INVALID_KEY_PAYLOAD. See also [Section 1.2](#) and [Section 2.7](#).

The payload type for the Key Exchange payload is thirty four (34).

3.5. Identification Payloads

The Identification Payloads, denoted IDi and IDr in this document, allow peers to assert an identity to one another. This identity may be used for policy lookup, but does not necessarily have to match anything in the CERT payload; both fields may be used by an implementation to perform access control decisions. When using the ID_IPV4_ADDR/ID_IPV6_ADDR identity types in IDi/IDr payloads, IKEv2 does not require this address to match the address in the IP header of IKEv2 packets, or anything in the TSi/TSr payloads. The contents of IDi/IDr is used purely to fetch the policy and authentication data related to the other party.

NOTE: In IKEv1, two ID payloads were used in each direction to hold Traffic Selector (TS) information for data passing over the SA. In IKEv2, this information is carried in TS payloads (see [Section 3.13](#)).

The Peer Authorization Database (PAD) as described in [RFC 4301](#) [[IPSECARCH](#)] describes the use of the ID payload in IKEv2 and provides a formal model for the binding of identity to policy in addition to providing services that deal more specifically with the details of policy enforcement. The PAD is intended to provide a link between the SPD and the IKE security association management. See [Section 4.4.3 of RFC 4301](#) for more details.

The Identification Payload consists of the IKE generic payload header followed by identification fields as follows:

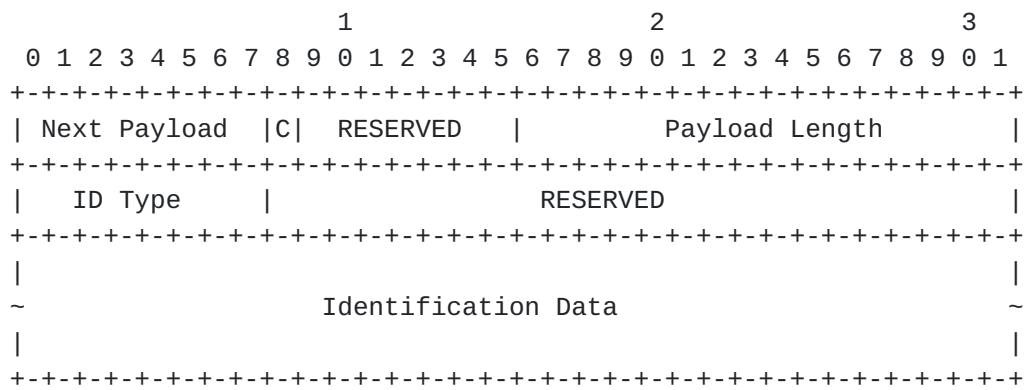


Figure 11: Identification Payload Format

- o ID Type (1 octet) - Specifies the type of Identification being used.
- o RESERVED - MUST be sent as zero; MUST be ignored on receipt.
- o Identification Data (variable length) - Value, as indicated by the Identification Type. The length of the Identification Data is computed from the size in the ID payload header.

The payload types for the Identification Payload are thirty five (35) for IDi and thirty six (36) for IDr.

The following table lists the assigned semantics for the Identification Type field. The values in the following table are only current as of the publication date of [RFC 4306](#). Other values may have been added since then or will be added after the publication of this document. Readers should refer to [[IKEV2IANA](#)] for the latest values.

ID Type	Value

ID_IPV4_ADDR	1
A single four (4) octet IPv4 address.	

ID_FQDN 2
A fully-qualified domain name string. An example of a ID_FQDN is, "example.com". The string MUST NOT contain any terminators (e.g., NULL, CR, etc.). All characters in the ID_FQDN are ASCII; for an "internationalized domain name", the syntax is as defined in [\[IDNA\]](#), for example "xn--tmonesimerkki-bfbb.example.net".

ID_RFC822_ADDR 3
A fully-qualified [RFC822](#) email address string, An example of a ID_RFC822_ADDR is, "jsmith@example.com". The string MUST NOT contain any terminators. Because of [\[EAI\]](#), implementations would be wise to treat this field as UTF-8 encoded text, not as pure ASCII.

ID_IPV6_ADDR 5
A single sixteen (16) octet IPv6 address.

ID_DER_ASN1_DN 9
The binary Distinguished Encoding Rules (DER) encoding of an ASN.1 X.500 Distinguished Name [\[PKIX\]](#).

ID_DER_ASN1_GN 10
The binary DER encoding of an ASN.1 X.509 GeneralName [\[PKIX\]](#).

ID_KEY_ID 11
An opaque octet stream which may be used to pass vendor-specific information necessary to do certain proprietary types of identification.

Two implementations will interoperate only if each can generate a type of ID acceptable to the other. To assure maximum interoperability, implementations MUST be configurable to send at least one of ID_IPV4_ADDR, ID_FQDN, ID_RFC822_ADDR, or ID_KEY_ID, and MUST be configurable to accept all of these four types. Implementations SHOULD be capable of generating and accepting all of these types. IPv6-capable implementations MUST additionally be configurable to accept ID_IPV6_ADDR. IPv6-only implementations MAY be configurable to send only ID_IPV6_ADDR instead of ID_IPV4_ADDR for IP addresses.

EAP [\[EAP\]](#) does not mandate the use of any particular type of identifier, but often EAP is used with Network Access Identifiers (NAIs) defined in [\[NAI\]](#). Although NAIs look a bit like email addresses (e.g., "joe@example.com"), the syntax is not exactly the same as the syntax of email address in [\[MAILFORMAT\]](#). For those NAIs that include the realm component, the ID_RFC822_ADDR identification type SHOULD be used. Responder implementations should not attempt to verify that the contents actually conform to the exact syntax given in [\[MAILFORMAT\]](#), but instead should accept any reasonable-looking NAI. For NAIs that do not include the realm component, the ID_KEY_ID

identification type SHOULD be used.

3.6. Certificate Payload

The Certificate Payload, denoted CERT in this document, provides a means to transport certificates or other authentication-related information via IKE. Certificate payloads SHOULD be included in an exchange if certificates are available to the sender. The Hash and URL formats of the Certificate payloads should be used in case the peer has indicated an ability to retrieve this information from elsewhere using an HTTP_CERT_LOOKUP_SUPPORTED Notify payload. Note that the term "Certificate Payload" is somewhat misleading, because not all authentication mechanisms use certificates and data other than certificates may be passed in this payload.

The Certificate Payload is defined as follows:

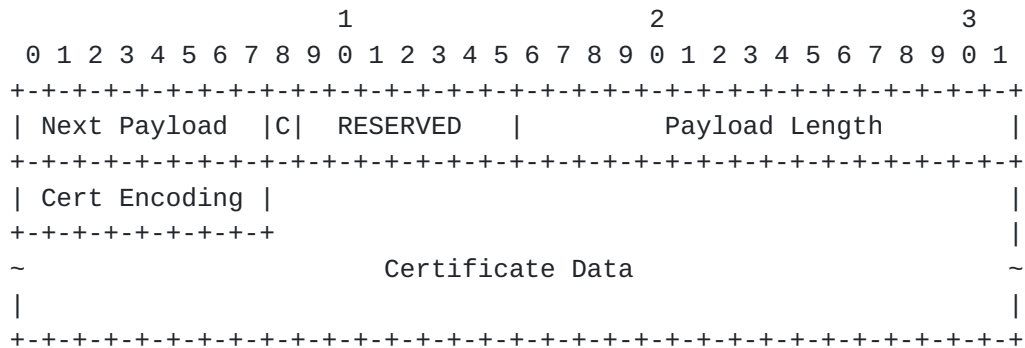


Figure 12: Certificate Payload Format

- o Certificate Encoding (1 octet) - This field indicates the type of certificate or certificate-related information contained in the Certificate Data field. The values in the following table are only current as of the publication date of [RFC 4306](#). Other values may have been added since then or will be added after the publication of this document. Readers should refer to [\[IKEV2IANA\]](#) for the latest values.

Certificate Encoding	Value	

PKCS #7 wrapped X.509 certificate	1	UNSPECIFIED
PGP Certificate	2	UNSPECIFIED
DNS Signed Key	3	UNSPECIFIED
X.509 Certificate - Signature	4	
Kerberos Token	6	UNSPECIFIED
Certificate Revocation List (CRL)	7	
Authority Revocation List (ARL)	8	UNSPECIFIED
SPKI Certificate	9	UNSPECIFIED
X.509 Certificate - Attribute	10	UNSPECIFIED
Raw RSA Key	11	
Hash and URL of X.509 certificate	12	

- o Certificate Data (variable length) - Actual encoding of certificate data. The type of certificate is indicated by the Certificate Encoding field.

The payload type for the Certificate Payload is thirty seven (37).

Specific syntax for some of the certificate type codes above is not defined in this document. The types whose syntax is defined in this document are:

- o "X.509 Certificate - Signature" contains a DER encoded X.509 certificate whose public key is used to validate the sender's AUTH payload. Note that with this encoding, if a chain of certificates needs to be sent, multiple CERT payloads are used, only the first of which holds the public key used to validate the sender's AUTH payload.
- o "Certificate Revocation List" contains a DER encoded X.509 certificate revocation list.
- o "Raw RSA Key" contains a PKCS #1 encoded RSA key, that is, a DER-encoded RSAPublicKey structure (see [\[RSA\]](#) and [\[PKCS1\]](#)).
- o Hash and URL encodings allow IKE messages to remain short by replacing long data structures with a 20 octet SHA-1 hash (see [\[SHA\]](#)) of the replaced value followed by a variable-length URL that resolves to the DER encoded data structure itself. This improves efficiency when the endpoints have certificate data cached and makes IKE less subject to DoS attacks that become easier to mount when IKE messages are large enough to require IP fragmentation [\[DOSUDPPROT\]](#).

The "Hash and URL of a bundle" type uses the following ASN.1 definition for the X.509 bundle:

CertBundle

```
{ iso(1) identified-organization(3) dod(6) internet(1)
  security(5) mechanisms(5) pkix(7) id-mod(0)
  id-mod-cert-bundle(34) }
```

```
DEFINITIONS EXPLICIT TAGS ::=
BEGIN
```

```
IMPORTS
```

```
  Certificate, CertificateList
FROM PKIX1Explicit88
  { iso(1) identified-organization(3) dod(6)
    internet(1) security(5) mechanisms(5) pkix(7)
    id-mod(0) id-pkix1-explicit(18) } ;
```

```

CertificateOrCRL ::= CHOICE {
    cert [0] Certificate,
    crl  [1] CertificateList }

```

```

CertificateBundle ::= SEQUENCE OF CertificateOrCRL

```

```

END

```

Implementations MUST be capable of being configured to send and accept up to four X.509 certificates in support of authentication, and also MUST be capable of being configured to send and accept the Hash and URL format (with HTTP URLs). Implementations SHOULD be capable of being configured to send and accept Raw RSA keys. If multiple certificates are sent, the first certificate MUST contain the public key used to sign the AUTH payload. The other certificates may be sent in any order.

Implementations MUST support the HTTP method for hash-and-URL lookup. The behavior of other URL methods is not currently specified, and such methods SHOULD NOT be used in the absence of a document specifying them.

3.7. Certificate Request Payload

The Certificate Request Payload, denoted CERTREQ in this document, provides a means to request preferred certificates via IKE and can appear in the IKE_INIT_SA response and/or the IKE_AUTH request. Certificate Request payloads MAY be included in an exchange when the sender needs to get the certificate of the receiver.

The Certificate Request Payload is defined as follows:



Figure 13: Certificate Request Payload Format

- o Certificate Encoding (1 octet) - Contains an encoding of the type or format of certificate requested. Values are listed in [Section 3.6](#).
- o Certification Authority (variable length) - Contains an encoding of an acceptable certification authority for the type of certificate requested.

The payload type for the Certificate Request Payload is thirty eight (38).

The Certificate Encoding field has the same values as those defined in [Section 3.6](#). The Certification Authority field contains an indicator of trusted authorities for this certificate type. The Certification Authority value is a concatenated list of SHA-1 hashes of the public keys of trusted Certification Authorities (CAs). Each is encoded as the SHA-1 hash of the Subject Public Key Info element (see section 4.1.2.7 of [\[PKIX\]](#)) from each Trust Anchor certificate. The twenty-octet hashes are concatenated and included with no other formatting.

The contents of the "Certification Authority" field are defined only for X.509 certificates, which are types 4, 12, and 13. Other values SHOULD NOT be used until standards-track specifications that specify their use are published.

Note that the term "Certificate Request" is somewhat misleading, in that values other than certificates are defined in a "Certificate" payload and requests for those values can be present in a Certificate Request Payload. The syntax of the Certificate Request payload in such cases is not defined in this document.

The Certificate Request Payload is processed by inspecting the "Cert Encoding" field to determine whether the processor has any certificates of this type. If so, the "Certification Authority" field is inspected to determine if the processor has any certificates that can be validated up to one of the specified certification authorities. This can be a chain of certificates.

If an end-entity certificate exists that satisfies the criteria specified in the CERTREQ, a certificate or certificate chain SHOULD be sent back to the certificate requestor if the recipient of the CERTREQ:

- o is configured to use certificate authentication,
- o is allowed to send a CERT payload,
- o has matching CA trust policy governing the current negotiation,
and
- o has at least one time-wise and usage appropriate end-entity certificate chaining to a CA provided in the CERTREQ.

Certificate revocation checking must be considered during the chaining process used to select a certificate. Note that even if two peers are configured to use two different CAs, cross-certification relationships should be supported by appropriate selection logic.

The intent is not to prevent communication through the strict adherence of selection of a certificate based on CERTREQ, when an alternate certificate could be selected by the sender that would still enable the recipient to successfully validate and trust it through trust conveyed by cross-certification, CRLs, or other out-of-band configured means. Thus, the processing of a CERTREQ should be seen as a suggestion for a certificate to select, not a mandated one. If no certificates exist, then the CERTREQ is ignored. This is not an error condition of the protocol. There may be cases where there is a preferred CA sent in the CERTREQ, but an alternate might be acceptable (perhaps after prompting a human operator).

The HTTP_CERT_LOOKUP_SUPPORTED notification MAY be included in any message that can include a CERTREQ payload and indicates that the sender is capable of looking up certificates based on an HTTP-based URL (and hence presumably would prefer to receive certificate specifications in that format).

3.8. Authentication Payload

The Authentication Payload, denoted AUTH in this document, contains data used for authentication purposes. The syntax of the Authentication data varies according to the Auth Method as specified below.

The Authentication Payload is defined as follows:




Figure 14: Authentication Payload Format

- o Auth Method (1 octet) - Specifies the method of authentication used. The types of signatures are listed here. The values in the following table are only current as of the publication date of [RFC 4306](#). Other values may have been added since then or will be added after the publication of this document. Readers should refer to [[IKEV2IANA](#)] for the latest values.

Mechanism	Value

RSA Digital Signature	1

Computed as specified in [Section 2.15](#) using an RSA private key with RSASSA-PKCS1-v1_5 signature scheme specified in [\[PKCS1\]](#) (implementors should note that IKEv1 used a different method for RSA signatures). To promote interoperability, implementations that support this type SHOULD support signatures that use SHA-1 as the hash function and SHOULD use SHA-1 as the default hash function when generating signatures. Implementations can use the certificates received from a given peer as a hint for selecting a mutually-understood hash function for the AUTH payload signature. Note, however, that the hash algorithm used in the AUTH payload signature doesn't have to be the same as any hash algorithm(s) used in the certificate(s).

Shared Key Message Integrity Code 2

Computed as specified in [Section 2.15](#) using the shared key associated with the identity in the ID payload and the negotiated PRF.

DSS Digital Signature 3

Computed as specified in [Section 2.15](#) using a DSS private key (see [\[DSS\]](#)) over a SHA-1 hash.

- o Authentication Data (variable length) - see [Section 2.15](#).

The payload type for the Authentication Payload is thirty nine (39).

3.9. Nonce Payload

The Nonce Payload, denoted N_i and N_r in this document for the initiator's and responder's nonce respectively, contains random data used to guarantee liveness during an exchange and protect against replay attacks.

The Nonce Payload is defined as follows:

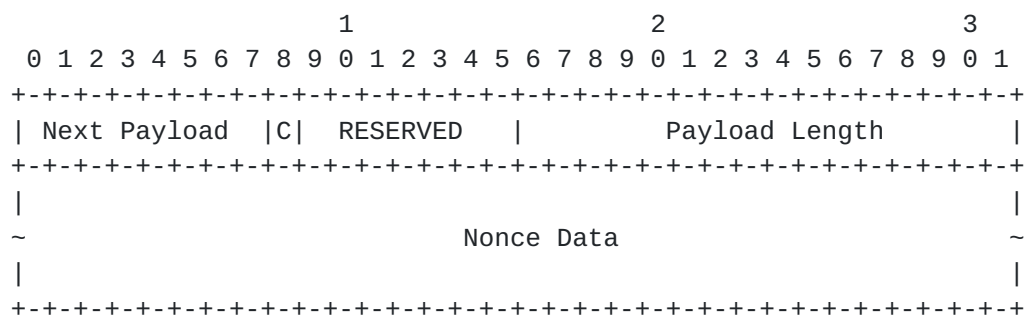


Figure 15: Nonce Payload Format

- o Nonce Data (variable length) - Contains the random data generated by the transmitting entity.

The payload type for the Nonce Payload is forty (40).

The size of the Nonce Data MUST be between 16 and 256 octets inclusive. Nonce values MUST NOT be reused.

3.10. Notify Payload

The Notify Payload, denoted N in this document, is used to transmit informational data, such as error conditions and state transitions, to an IKE peer. A Notify Payload may appear in a response message (usually specifying why a request was rejected), in an INFORMATIONAL Exchange (to report an error not in an IKE request), or in any other message to indicate sender capabilities or to modify the meaning of the request.

The Notify Payload is defined as follows:

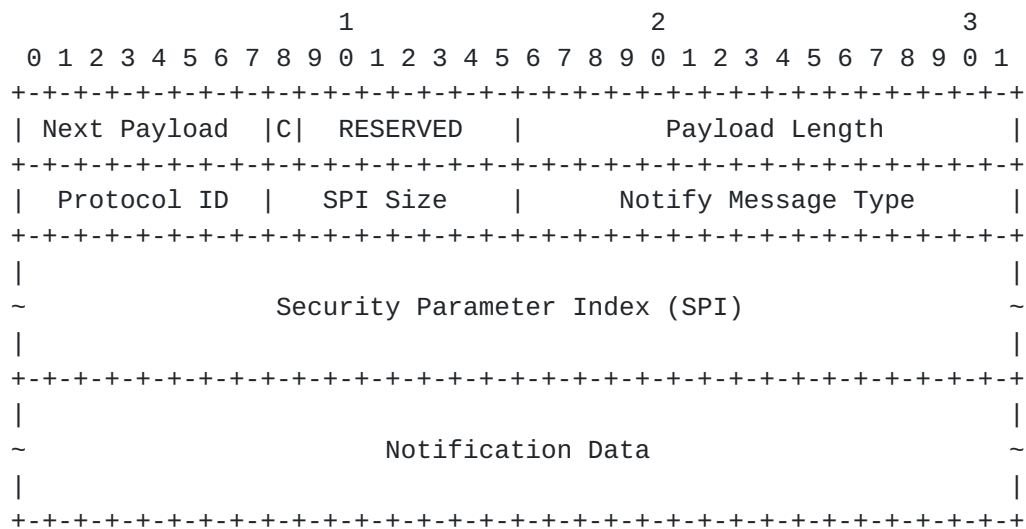


Figure 16: Notify Payload Format

- o Protocol ID (1 octet) - If this notification concerns an existing SA whose SPI is given in the SPI field, this field indicates the type of that SA. For notifications concerning Child SAs this field MUST contain either (2) to indicate AH or (3) to indicate ESP. Of the notifications defined in this document, the SPI is included only with INVALID_SELECTORS and REKEY_SA. If the SPI field is empty, this field MUST be sent as zero and MUST be ignored on receipt.
- o SPI Size (1 octet) - Length in octets of the SPI as defined by the IPsec protocol ID or zero if no SPI is applicable. For a notification concerning the IKE SA, the SPI Size MUST be zero and the field must be empty.
- o Notify Message Type (2 octets) - Specifies the type of notification message.
- o SPI (variable length) - Security Parameter Index.

- o Notification Data (variable length) - Status or error data transmitted in addition to the Notify Message Type. Values for this field are type specific (see below).

The payload type for the Notify Payload is forty one (41).

3.10.1. Notify Message Types

Notification information can be error messages specifying why an SA could not be established. It can also be status data that a process managing an SA database wishes to communicate with a peer process. The table below lists the Notification messages and their corresponding values. The number of different error statuses was greatly reduced from IKEv1 both for simplification and to avoid giving configuration information to probers.

Types in the range 0 - 16383 are intended for reporting errors. An implementation receiving a Notify payload with one of these types that it does not recognize in a response MUST assume that the corresponding request has failed entirely. Unrecognized error types in a request and status types in a request or response MUST be ignored, and they should be logged.

Notify payloads with status types MAY be added to any message and MUST be ignored if not recognized. They are intended to indicate capabilities, and as part of SA negotiation are used to negotiate non-cryptographic parameters.

More information on error handling can be found in [Section 2.21](#).

The values in the following table are only current as of the publication date of [RFC 4306](#), plus two error types added in this document. Other values may have been added since then or will be added after the publication of this document. Readers should refer to [[IKEV2IANA](#)] for the latest values.

NOTIFY messages: error types	Value

UNSUPPORTED_CRITICAL_PAYLOAD See Section 2.5 .	1
INVALID_IKE_SPI See Section 2.21 .	4
INVALID_MAJOR_VERSION See Section 2.5 .	5
INVALID_SYNTAX	7
Indicates the IKE message that was received was invalid because some type, length, or value was out of range or because the request was rejected for policy reasons. To avoid a DoS attack using forged messages, this status may only be	

returned for and in an encrypted packet if the message ID and cryptographic checksum were valid. To avoid leaking information to someone probing a node, this status MUST be sent in response to any error not covered by one of the other status types. To aid debugging, more detailed error information should be written to a console or log.

INVALID_MESSAGE_ID	9
See Section 2.3 .	
INVALID_SPI	11
See Section 1.5 .	
NO_PROPOSAL_CHOSEN	14
None of the proposed crypto suites was acceptable. This can be sent in any case where the offered proposals (including but not limited to SA payload values, USE_TRANSPORT_MODE notify, IPCOMP_SUPPORTED notify) are not acceptable for the responder. This can also be used as "generic" Child SA error when Child SA cannot be created for some other reason. See also Section 2.7 .	
INVALID_KEY_PAYLOAD	17
See Section 1.2 and 1.3.	
AUTHENTICATION_FAILED	24
Sent in the response to an IKE_AUTH message when for some reason the authentication failed. There is no associated data. See also Section 2.21.2 .	
SINGLE_PAIR_REQUIRED	34
See Section 2.9 .	
NO_ADDITIONAL_SAS	35
See Section 1.3 .	
INTERNAL_ADDRESS_FAILURE	36
See Section 3.15.4 .	
FAILED_CP_REQUIRED	37
See Section 2.19 .	
TS_UNACCEPTABLE	38
See Section 2.9 .	
INVALID_SELECTORS	39
MAY be sent in an IKE INFORMATIONAL exchange when a node receives an ESP or AH packet whose selectors do not match those of the SA on which it was delivered (and that caused the packet to be dropped). The Notification Data contains the start of the offending packet (as in ICMP messages) and the SPI field of the notification is set to match the SPI of the Child SA.	

TEMPORARY_FAILURE	{TBA1}
See section 2.25 .	
CHILD_SA_NOT_FOUND	{TBA2}
See section 2.25 .	

NOTIFY messages: status types	Value

INITIAL_CONTACT	16384
See Section 2.4 .	
SET_WINDOW_SIZE	16385
See Section 2.3 .	
ADDITIONAL_TS_POSSIBLE	16386
See Section 2.9 .	
IPCOMP_SUPPORTED	16387
See Section 2.22 .	
NAT_DETECTION_SOURCE_IP	16388
See Section 2.23 .	
NAT_DETECTION_DESTINATION_IP	16389
See Section 2.23 .	
COOKIE	16390
See Section 2.6 .	
USE_TRANSPORT_MODE	16391
See Section 1.3.1 .	
HTTP_CERT_LOOKUP_SUPPORTED	16392
See Section 3.6 .	
REKEY_SA	16393
See Section 1.3.3 .	
ESP_TFC_PADDING_NOT_SUPPORTED	16394
See Section 1.3.1 .	
NON_FIRST_FRAGMENTS_ALSO	16395
See Section 1.3.1 .	

3.11. Delete Payload

The Delete Payload, denoted D in this document, contains a protocol specific security association identifier that the sender has removed from its security association database and is, therefore, no longer valid. Figure 17 shows the format of the Delete Payload. It is

possible to send multiple SPIs in a Delete payload; however, each SPI MUST be for the same protocol. Mixing of protocol identifiers MUST NOT be performed in the Delete payload. It is permitted, however, to include multiple Delete payloads in a single INFORMATIONAL exchange where each Delete payload lists SPIs for a different protocol.

Deletion of the IKE SA is indicated by a protocol ID of 1 (IKE) but no SPIs. Deletion of a Child SA, such as ESP or AH, will contain the IPsec protocol ID of that protocol (2 for AH, 3 for ESP), and the SPI is the SPI the sending endpoint would expect in inbound ESP or AH packets.

The Delete Payload is defined as follows:

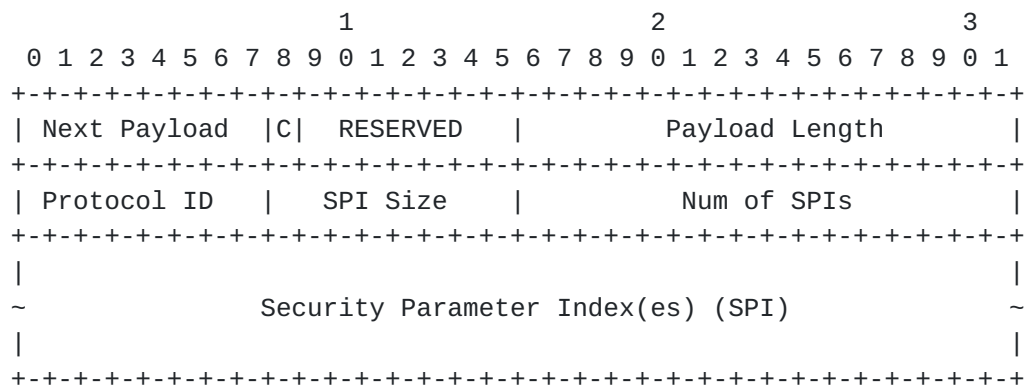


Figure 17: Delete Payload Format

- o Protocol ID (1 octet) - Must be 1 for an IKE SA, 2 for AH, or 3 for ESP.
- o SPI Size (1 octet) - Length in octets of the SPI as defined by the protocol ID. It MUST be zero for IKE (SPI is in message header) or four for AH and ESP.
- o Num of SPIs (2 octets, unsigned integer) - The number of SPIs contained in the Delete payload. The size of each SPI is defined by the SPI Size field.
- o Security Parameter Index(es) (variable length) - Identifies the specific security association(s) to delete. The length of this field is determined by the SPI Size and Num of SPIs fields.

The payload type for the Delete Payload is forty two (42).

3.12. Vendor ID Payload

The Vendor ID Payload, denoted V in this document, contains a vendor defined constant. The constant is used by vendors to identify and recognize remote instances of their implementations. This mechanism allows a vendor to experiment with new features while maintaining backward compatibility.

A Vendor ID payload MAY announce that the sender is capable of accepting certain extensions to the protocol, or it MAY simply identify the implementation as an aid in debugging. A Vendor ID payload MUST NOT change the interpretation of any information defined in this specification (i.e., the critical bit MUST be set to 0). Multiple Vendor ID payloads MAY be sent. An implementation is not required to send any Vendor ID payload at all.

A Vendor ID payload may be sent as part of any message. Reception of a familiar Vendor ID payload allows an implementation to make use of private use numbers described throughout this document, such as private payloads, private exchanges, private notifications, etc. Unfamiliar Vendor IDs MUST be ignored.

Writers of Internet-Drafts who wish to extend this protocol MUST define a Vendor ID payload to announce the ability to implement the extension in the Internet-Draft. It is expected that Internet-Drafts that gain acceptance and are standardized will be given "magic numbers" out of the Future Use range by IANA, and the requirement to use a Vendor ID will go away.

The Vendor ID Payload fields are defined as follows:




Figure 18: Vendor ID Payload Format

- o Vendor ID (variable length) - It is the responsibility of the person choosing the Vendor ID to assure its uniqueness in spite of the absence of any central registry for IDs. Good practice is to include a company name, a person name, or some such. If you want to show off, you might include the latitude and longitude and time where you were when you chose the ID and some random input. A message digest of a long unique string is preferable to the long unique string itself.

The payload type for the Vendor ID Payload is forty three (43).

3.13. Traffic Selector Payload

The Traffic Selector Payload, denoted TS in this document, allows peers to identify packet flows for processing by IPsec security services. The Traffic Selector Payload consists of the IKE generic

payload header followed by individual traffic selectors as follows:

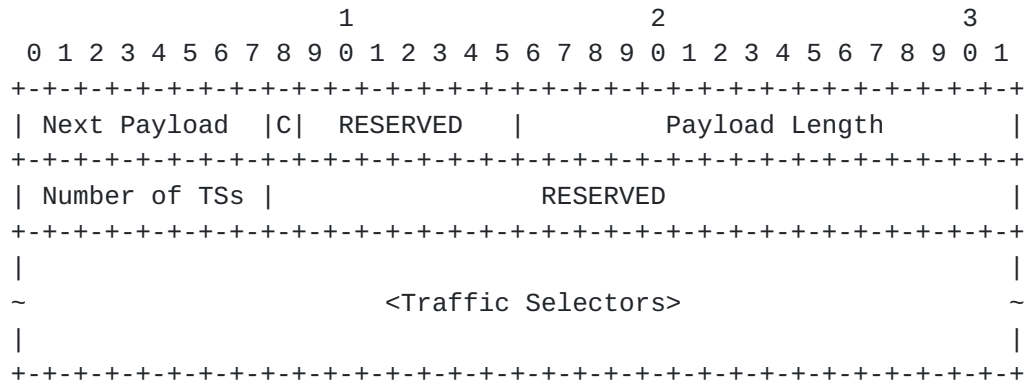


Figure 19: Traffic Selectors Payload Format

- o Number of TSs (1 octet) - Number of traffic selectors being provided.
- o RESERVED - This field MUST be sent as zero and MUST be ignored on receipt.
- o Traffic Selectors (variable length) - One or more individual traffic selectors.

The length of the Traffic Selector payload includes the TS header and all the traffic selectors.

The payload type for the Traffic Selector payload is forty four (44) for addresses at the initiator's end of the SA and forty five (45) for addresses at the responder's end.

There is no requirement that TS_i and TS_r contain the same number of individual traffic selectors. Thus, they are interpreted as follows: a packet matches a given TS_i/TS_r if it matches at least one of the individual selectors in TS_i, and at least one of the individual selectors in TS_r.

For instance, the following traffic selectors:

```
TSi = ((17, 100, 198.51.100.66-198.51.100.66),
      (17, 200, 198.51.100.66-198.51.100.66))
TSr = ((17, 300, 0.0.0.0-255.255.255.255),
      (17, 400, 0.0.0.0-255.255.255.255))
```

would match UDP packets from 198.51.100.66 to anywhere, with any of the four combinations of source/destination ports (100,300), (100,400), (200,300), and (200, 400).

Thus, some types of policies may require several Child SA pairs. For instance, a policy matching only source/destination ports (100,300) and (200,400), but not the other two combinations, cannot be

negotiated as a single Child SA pair.

3.13.1. Traffic Selector

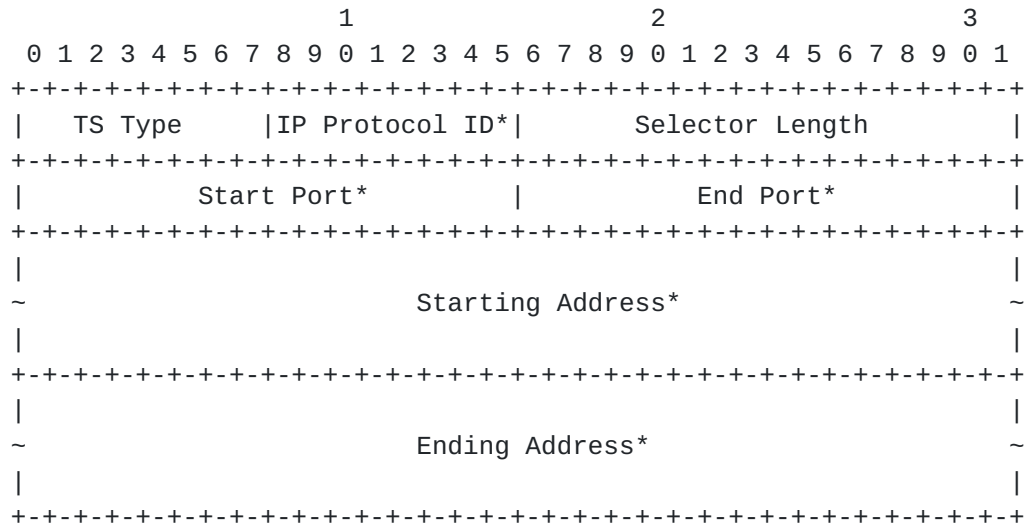


Figure 20: Traffic Selector

*Note: All fields other than TS Type and Selector Length depend on the TS Type. The fields shown are for TS Types 7 and 8, the only two values currently defined.

- o TS Type (one octet) - Specifies the type of traffic selector.
- o IP protocol ID (1 octet) - Value specifying an associated IP protocol ID (such as UDP, TCP, and ICMP). A value of zero means that the protocol ID is not relevant to this traffic selector--the SA can carry all protocols.
- o Selector Length - Specifies the length of this Traffic Selector substructure including the header.
- o Start Port (2 octets, unsigned integer) - Value specifying the smallest port number allowed by this traffic selector. For protocols for which port is undefined (including protocol 0), or if all ports are allowed, this field MUST be zero. ICMP and ICMPv6 Type and Code values, as well as MIPv6 MH Type values, are represented in this field as specified in Section 4.4.1.1 of [\[IPSECARCH\]](#). ICMP Type and Code values are treated as a single 16-bit integer port number, with Type in the most significant eight bits and Code in the least significant eight bits. MIPv6 MH Type values are treated as a single 16-bit integer port number, with Type in the most significant eight bits and the least significant eight bits set to zero.
- o End Port (2 octets, unsigned integer) - Value specifying the largest port number allowed by this traffic selector. For

protocols for which port is undefined (including protocol 0), or if all ports are allowed, this field MUST be 65535. ICMP and ICMPv6 Type and Code values, as well as MIPv6 MH Type values, are represented in this field as specified in Section 4.4.1.1 of [IPSECARCH]. ICMP Type and Code values are treated as a single 16-bit integer port number, with Type in the most significant eight bits and Code in the least significant eight bits. MIPv6 MH Type values are treated as a single 16-bit integer port number, with Type in the most significant eight bits and the least significant eight bits set to zero.

- o Starting Address - The smallest address included in this Traffic Selector (length determined by TS type).
- o Ending Address - The largest address included in this Traffic Selector (length determined by TS type).

Systems that are complying with [IPSECARCH] that wish to indicate "ANY" ports MUST set the start port to 0 and the end port to 65535; note that according to [IPSECARCH], "ANY" includes "OPAQUE". Systems working with [IPSECARCH] that wish to indicate "OPAQUE" ports, but not "ANY" ports, MUST set the start port to 65535 and the end port to 0.

The traffic selector types 7 and 8 can also refer to ICMP or ICMPv6 type and code fields, as well as MH Type fields for the IPv6 mobility header [MIPV6]. Note, however, that neither ICMP nor MIPv6 packets have separate source and destination fields. The method for specifying the traffic selectors for ICMP and MIPv6 is shown by example in Section 4.4.1.3 of [IPSECARCH].

The following table lists values for the Traffic Selector Type field and the corresponding Address Selector Data. The values in the following table are only current as of the publication date of RFC 4306. Other values may have been added since then or will be added after the publication of this document. Readers should refer to [IKEV2IANA] for the latest values.

TS Type	Value

TS_IPV4_ADDR_RANGE	7
<p>A range of IPv4 addresses, represented by two four-octet values. The first value is the beginning IPv4 address (inclusive) and the second value is the ending IPv4 address (inclusive). All addresses falling between the two specified addresses are considered to be within the list.</p>	
TS_IPV6_ADDR_RANGE	8
<p>A range of IPv6 addresses, represented by two sixteen-octet</p>	

values. The first value is the beginning IPv6 address (inclusive) and the second value is the ending IPv6 address (inclusive). All addresses falling between the two specified addresses are considered to be within the list.

3.14. Encrypted Payload

The Encrypted Payload, denoted SK{...} in this document, contains other payloads in encrypted form. The Encrypted Payload, if present in a message, MUST be the last payload in the message. Often, it is the only payload in the message. This payload is also called the "Encrypted and Authenticated" payload.

The algorithms for encryption and integrity protection are negotiated during IKE SA setup, and the keys are computed as specified in [Section 2.14](#) and [Section 2.18](#).

This document specifies the cryptographic processing of Encrypted payloads using a block cipher in CBC mode and an integrity check algorithm that computes a fixed-length checksum over a variable size message. The design is modeled after the ESP algorithms described in RFCs 2104 [HMAC], 4303 [ESP], and 2451 [ESPCBC]. This document completely specifies the cryptographic processing of IKE data, but those documents should be consulted for design rationale. Future documents may specify the processing of Encrypted payloads for other types of transforms, such as counter mode encryption and authenticated encryption algorithms. Peers MUST NOT negotiate transforms for which no such specification exists.

When an authenticated encryption algorithm is used to protect the IKE SA, the construction of the encrypted payload is different than what is described here. See [AEAD] for more information on authenticated encryption algorithms and their use in ESP.

The payload type for an Encrypted payload is forty six (46). The Encrypted Payload consists of the IKE generic payload header followed by individual fields as follows:

[illegible]

```

+--+--+--+--+--+--+--+--+--+--+--+--+--+--+--+--+--+--+--+--+--+--+
~                               Integrity Checksum Data                               ~
+--+--+--+--+--+--+--+--+--+--+--+--+--+--+--+--+--+--+--+--+--+--+

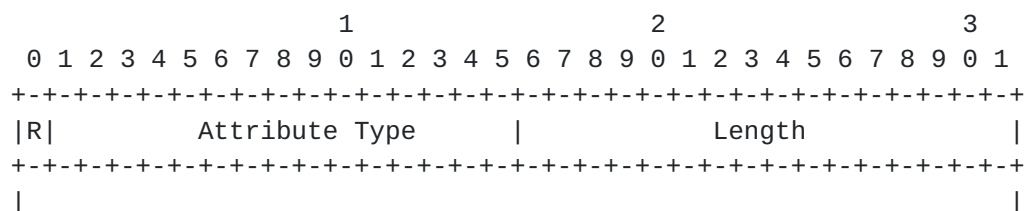
```

Figure 21: Encrypted Payload Format

- o Next Payload - The payload type of the first embedded payload. Note that this is an exception in the standard header format, since the Encrypted payload is the last payload in the message and therefore the Next Payload field would normally be zero. But because the content of this payload is embedded payloads and there was no natural place to put the type of the first one, that type is placed here.
- o Payload Length - Includes the lengths of the header, IV, Encrypted IKE Payloads, Padding, Pad Length, and Integrity Checksum Data.
- o Initialization Vector - For CBC mode ciphers, the length of the initialization vector (IV) is equal to the block length of the underlying encryption algorithm. Senders MUST select a new unpredictable IV for every message; recipients MUST accept any value. The reader is encouraged to consult [\[MODES\]](#) for advice on IV generation. In particular, using the final ciphertext block of the previous message is not considered unpredictable. For modes other than CBC, the IV format and processing is specified in the document specifying the encryption algorithm and mode.
- o IKE Payloads are as specified earlier in this section. This field is encrypted with the negotiated cipher.
- o Padding MAY contain any value chosen by the sender, and MUST have a length that makes the combination of the Payloads, the Padding, and the Pad Length to be a multiple of the encryption block size. This field is encrypted with the negotiated cipher.
- o Pad Length is the length of the Padding field. The sender SHOULD set the Pad Length to the minimum value that makes the combination of the Payloads, the Padding, and the Pad Length a multiple of the block size, but the recipient MUST accept any length that results in proper alignment. This field is encrypted with the negotiated cipher.
- o Integrity Checksum Data is the cryptographic checksum of the entire message starting with the Fixed IKE Header through the Pad Length. The checksum MUST be computed over the encrypted message. Its length is determined by the integrity algorithm negotiated.

[3.15.](#) Configuration Payload

The Configuration payload, denoted CP in this document, is used to exchange configuration information between IKE peers. The exchange is for an IRAC to request an internal IP address from an IRAS and to



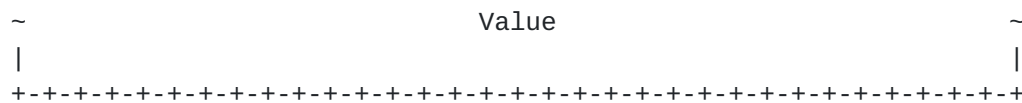


Figure 23: Configuration Attribute Format

- o Reserved (1 bit) - This bit MUST be set to zero and MUST be ignored on receipt.
- o Attribute Type (15 bits) - A unique identifier for each of the Configuration Attribute Types.
- o Length (2 octets, unsigned integer) - Length in octets of Value.
- o Value (0 or more octets) - The variable-length value of this Configuration Attribute. The following lists the attribute types.

The values in the following table are only current as of the publication date of [RFC 4306](#) (except INTERNAL_ADDRESS_EXPIRY and INTERNAL_IP6_NBNS which were removed by this document). Other values may have been added since then or will be added after the publication of this document. Readers should refer to [\[IKEV2IANA\]](#) for the latest values.

Attribute Type	Value	Multi-Valued	Length
INTERNAL_IP4_ADDRESS	1	YES*	0 or 4 octets
INTERNAL_IP4_NETMASK	2	NO	0 or 4 octets
INTERNAL_IP4_DNS	3	YES	0 or 4 octets
INTERNAL_IP4_NBNS	4	YES	0 or 4 octets
INTERNAL_IP4_DHCP	6	YES	0 or 4 octets
APPLICATION_VERSION	7	NO	0 or more
INTERNAL_IP6_ADDRESS	8	YES*	0 or 17 octets
INTERNAL_IP6_DNS	10	YES	0 or 16 octets
INTERNAL_IP6_DHCP	12	YES	0 or 16 octets
INTERNAL_IP4_SUBNET	13	YES	0 or 8 octets
SUPPORTED_ATTRIBUTES	14	NO	Multiple of 2
INTERNAL_IP6_SUBNET	15	YES	17 octets

* These attributes may be multi-valued on return only if multiple values were requested.

- o INTERNAL_IP4_ADDRESS, INTERNAL_IP6_ADDRESS - An address on the internal network, sometimes called a red node address or private address and MAY be a private address on the Internet. In a request message, the address specified is a requested address (or a zero-length address if no specific address is requested). If a specific address is requested, it likely indicates that a previous connection existed with this address and the requestor would like to reuse that address. With IPv6, a requestor MAY supply the low-order address octets it wants to use. Multiple internal addresses

MAY be requested by requesting multiple internal address attributes. The responder MAY only send up to the number of addresses requested. The INTERNAL_IP6_ADDRESS is made up of two fields: the first is a 16-octet IPv6 address, and the second is a one-octet prefix-length as defined in [ADDRIPV6]. The requested address is valid as long as this IKE SA (or its rekeyed successors) requesting the address is valid. This is described in more detail in [Section 3.15.3](#).

- o INTERNAL_IP4_NETMASK - The internal network's netmask. Only one netmask is allowed in the request and response messages (e.g., 255.255.255.0), and it MUST be used only with an INTERNAL_IP4_ADDRESS attribute. INTERNAL_IP4_NETMASK in a CFG_REPLY means roughly the same thing as INTERNAL_IP4_SUBNET containing the same information ("send traffic to these addresses through me"), but also implies a link boundary. For instance, the client could use its own address and the netmask to calculate the broadcast address of the link. An empty INTERNAL_IP4_NETMASK attribute can be included in a CFG_REQUEST to request this information (although the gateway can send the information even when not requested). Non-empty values for this attribute in a CFG_REQUEST do not make sense and thus MUST NOT be included.
- o INTERNAL_IP4_DNS, INTERNAL_IP6_DNS - Specifies an address of a DNS server within the network. Multiple DNS servers MAY be requested. The responder MAY respond with zero or more DNS server attributes.
- o INTERNAL_IP4_NBNS - Specifies an address of a NetBios Name Server (WINS) within the network. Multiple NBNS servers MAY be requested. The responder MAY respond with zero or more NBNS server attributes.
- o INTERNAL_IP4_DHCP, INTERNAL_IP6_DHCP - Instructs the host to send any internal DHCP requests to the address contained within the attribute. Multiple DHCP servers MAY be requested. The responder MAY respond with zero or more DHCP server attributes.
- o APPLICATION_VERSION - The version or application information of the IPsec host. This is a string of printable ASCII characters that is NOT null terminated.
- o INTERNAL_IP4_SUBNET - The protected sub-networks that this edge-device protects. This attribute is made up of two fields: the first being an IP address and the second being a netmask. Multiple sub-networks MAY be requested. The responder MAY respond with zero or more sub-network attributes. This is discussed in more detail in [Section 3.15.2](#).
- o SUPPORTED_ATTRIBUTES - When used within a Request, this attribute MUST be zero-length and specifies a query to the responder to reply back with all of the attributes that it supports. The

response contains an attribute that contains a set of attribute identifiers each in 2 octets. The length divided by 2 (octets) would state the number of supported attributes contained in the response.

- o INTERNAL_IP6_SUBNET - The protected sub-networks that this edge-device protects. This attribute is made up of two fields: the first is a 16-octet IPv6 address, and the second is a one-octet prefix-length as defined in [\[ADDRIPv6\]](#). Multiple sub-networks MAY be requested. The responder MAY respond with zero or more sub-network attributes. This is discussed in more detail in [Section 3.15.2](#).

Note that no recommendations are made in this document as to how an implementation actually figures out what information to send in a response. That is, we do not recommend any specific method of an IRAS determining which DNS server should be returned to a requesting IRAC.

The CFG_REQUEST and CFG_REPLY pair allows an IKE endpoint to request information from its peer. If an attribute in the CFG_REQUEST Configuration Payload is not zero-length, it is taken as a suggestion for that attribute. The CFG_REPLY Configuration Payload MAY return that value, or a new one. It MAY also add new attributes and not include some requested ones. Unrecognized or unsupported attributes MUST be ignored in both requests and responses.

The CFG_SET and CFG_ACK pair allows an IKE endpoint to push configuration data to its peer. In this case, the CFG_SET Configuration Payload contains attributes the initiator wants its peer to alter. The responder MUST return a Configuration Payload if it accepted any of the configuration data and it MUST contain the attributes that the responder accepted with zero-length data. Those attributes that it did not accept MUST NOT be in the CFG_ACK Configuration Payload. If no attributes were accepted, the responder MUST return either an empty CFG_ACK payload or a response message without a CFG_ACK payload. There are currently no defined uses for the CFG_SET/CFG_ACK exchange, though they may be used in connection with extensions based on Vendor IDs. An implementation of this specification MAY ignore CFG_SET payloads.

[3.15.2](#). Meaning of INTERNAL_IP4_SUBNET and INTERNAL_IP6_SUBNET

INTERNAL_IP4/6_SUBNET attributes can indicate additional subnets, ones that need one or more separate SAs, that can be reached through the gateway that announces the attributes. INTERNAL_IP4/6_SUBNET attributes may also express the gateway's policy about what traffic should be sent through the gateway; the client can choose whether other traffic (covered by TSr, but not in INTERNAL_IP4/6_SUBNET) is sent through the gateway or directly to the destination. Thus, traffic to the addresses listed in the INTERNAL_IP4/6_SUBNET

attributes should be sent through the gateway that announces the attributes. If there are no existing Child SAs whose traffic selectors cover the address in question, new SAs need to be created.

For instance, if there are two subnets, 198.51.100.0/26 and 192.0.2.0/24, and the client's request contains the following:

```
CP(CFG_REQUEST) =  
    INTERNAL_IP4_ADDRESS()  
TSi = (0, 0-65535, 0.0.0.0-255.255.255.255)  
TSr = (0, 0-65535, 0.0.0.0-255.255.255.255)
```

then a valid response could be the following (in which TSr and INTERNAL_IP4_SUBNET contain the same information):

```
CP(CFG_REPLY) =  
    INTERNAL_IP4_ADDRESS(198.51.100.234)  
    INTERNAL_IP4_SUBNET(198.51.100.0/255.255.255.192)  
    INTERNAL_IP4_SUBNET(192.0.2.0/255.255.255.0)  
TSi = (0, 0-65535, 198.51.100.234-198.51.100.234)  
TSr = ((0, 0-65535, 198.51.100.0-198.51.100.63),  
      (0, 0-65535, 192.0.2.0-192.0.2.255))
```

In these cases, the INTERNAL_IP4_SUBNET does not really carry any useful information.

A different possible response would have been this:

```
CP(CFG_REPLY) =  
    INTERNAL_IP4_ADDRESS(198.51.100.234)  
    INTERNAL_IP4_SUBNET(198.51.100.0/255.255.255.192)  
    INTERNAL_IP4_SUBNET(192.0.2.0/255.255.255.0)  
TSi = (0, 0-65535, 198.51.100.234-198.51.100.234)  
TSr = (0, 0-65535, 0.0.0.0-255.255.255.255)
```

That response would mean that the client can send all its traffic through the gateway, but the gateway does not mind if the client sends traffic not included by INTERNAL_IP4_SUBNET directly to the destination (without going through the gateway).

A different situation arises if the gateway has a policy that requires the traffic for the two subnets to be carried in separate SAs. Then a response like this would indicate to the client that if it wants access to the second subnet, it needs to create a separate SA:

```
CP(CFG_REPLY) =  
    INTERNAL_IP4_ADDRESS(198.51.100.234)  
    INTERNAL_IP4_SUBNET(198.51.100.0/255.255.255.192)  
    INTERNAL_IP4_SUBNET(192.0.2.0/255.255.255.0)  
TSi = (0, 0-65535, 198.51.100.234-198.51.100.234)  
TSr = (0, 0-65535, 198.51.100.0-198.51.100.63)
```


INTERNAL_IP4_SUBNET can also be useful if the client's TSr included only part of the address space. For instance, if the client requests the following:

```
CP(CFG_REQUEST) =  
    INTERNAL_IP4_ADDRESS()  
TSi = (0, 0-65535, 0.0.0.0-255.255.255.255)  
TSr = (0, 0-65535, 192.0.2.155-192.0.2.155)
```

then the gateway's response might be:

```
CP(CFG_REPLY) =  
    INTERNAL_IP4_ADDRESS(198.51.100.234)  
    INTERNAL_IP4_SUBNET(198.51.100.0/255.255.255.192)  
    INTERNAL_IP4_SUBNET(192.0.2.0/255.255.255.0)  
TSi = (0, 0-65535, 198.51.100.234-198.51.100.234)  
TSr = (0, 0-65535, 192.0.2.155-192.0.2.155)
```

Because the meaning of INTERNAL_IP4_SUBNET/INTERNAL_IP6_SUBNET in CFG_REQUESTs is unclear, they cannot be used reliably in CFG_REQUESTs.

3.15.3. Configuration payloads for IPv6

The configuration payloads for IPv6 are based on the corresponding IPv4 payloads, and do not fully follow the "normal IPv6 way of doing things". In particular, IPv6 stateless autoconfiguration or router advertisement messages are not used; neither is neighbor discovery. Note that there is an additional document that discusses IPv6 configuration in IKEv2, [[IPV6CONFIG](#)]. At the present time, it is an experimental document, but there is a hope that with more implementation experience, it will gain the same standards treatment as this document.

A client can be assigned an IPv6 address using the INTERNAL_IP6_ADDRESS configuration payload. A minimal exchange might look like this:

```
CP(CFG_REQUEST) =  
    INTERNAL_IP6_ADDRESS()  
    INTERNAL_IP6_DNS()  
TSi = (0, 0-65535, :: - FFFF:FFFF:FFFF:FFFF:FFFF:FFFF:FFFF:FFFF)  
TSr = (0, 0-65535, :: - FFFF:FFFF:FFFF:FFFF:FFFF:FFFF:FFFF:FFFF)  
  
CP(CFG_REPLY) =  
    INTERNAL_IP6_ADDRESS(2001:DB8:0:1:2:3:4:5/64)  
    INTERNAL_IP6_DNS(2001:DB8:99:88:77:66:55:44)  
TSi = (0, 0-65535, 2001:DB8:0:1:2:3:4:5 - 2001:DB8:0:1:2:3:4:5)  
TSr = (0, 0-65535, :: - FFFF:FFFF:FFFF:FFFF:FFFF:FFFF:FFFF:FFFF)
```

The client MAY send a non-empty INTERNAL_IP6_ADDRESS attribute in the

CFG_REQUEST to request a specific address or interface identifier. The gateway first checks if the specified address is acceptable, and if it is, returns that one. If the address was not acceptable, the gateway attempts to use the interface identifier with some other prefix; if even that fails, the gateway selects another interface identifier.

The INTERNAL_IP6_ADDRESS attribute also contains a prefix length field. When used in a CFG_REPLY, this corresponds to the INTERNAL_IP4_NETMASK attribute in the IPv4 case.

Although this approach to configuring IPv6 addresses is reasonably simple, it has some limitations. IPsec tunnels configured using IKEv2 are not fully-featured "interfaces" in the IPv6 addressing architecture sense [[ADDRIPV6](#)]. In particular, they do not necessarily have link-local addresses, and this may complicate the use of protocols that assume them, such as [[MLDV2](#)].

3.15.4. Address Assignment Failures

If the responder encounters an error while attempting to assign an IP address to the initiator during the processing of a Configuration Payload, it responds with an INTERNAL_ADDRESS_FAILURE notification. The IKE SA is still created even if the initial Child SA cannot be created because of this failure. If this error is generated within an IKE_AUTH exchange, no Child SA will be created. However, there are some more complex error cases.

If the responder does not support configuration payloads at all, it can simply ignore all configuration payloads. This type of implementation never sends INTERNAL_ADDRESS_FAILURE notifications. If the initiator requires the assignment of an IP address, it will treat a response without CFG_REPLY as an error.

The initiator may request a particular type of address (IPv4 or IPv6) that the responder does not support, even though the responder supports configuration payloads. In this case, the responder simply ignores the type of address it does not support and processes the rest of the request as usual.

If the initiator requests multiple addresses of a type that the responder supports, and some (but not all) of the requests fail, the responder replies with the successful addresses only. The responder sends INTERNAL_ADDRESS_FAILURE only if no addresses can be assigned.

If the initiator does not receive the IP address(es) required by its policy, it MAY keep the IKE SA up and retry the configuration payload as separate INFORMATIONAL exchange after suitable timeout, or it MAY tear down the IKE SA by sending a DELETE payload inside a separate INFORMATIONAL exchange and later retry IKE SA from the beginning after some timeout. Such a timeout should not be too short

(especially if the IKE SA is started from the beginning) because these error situations may not be able to be fixed quickly; the timeout should likely be several minutes. For example, an address shortage problem on the responder will probably only be fixed when more entries are returned to the address pool when other clients disconnect or when responder is reconfigured with larger address pool.

3.16. Extensible Authentication Protocol (EAP) Payload

The Extensible Authentication Protocol Payload, denoted EAP in this document, allows IKE SAs to be authenticated using the protocol defined in [RFC 3748](#) [EAP] and subsequent extensions to that protocol. When using EAP, an appropriate EAP method needs to be selected. Many of these methods have been defined, specifying the protocol's use with various authentication mechanisms. EAP method types are listed in [EAP-IANA]. A short summary of the EAP format is included here for clarity.

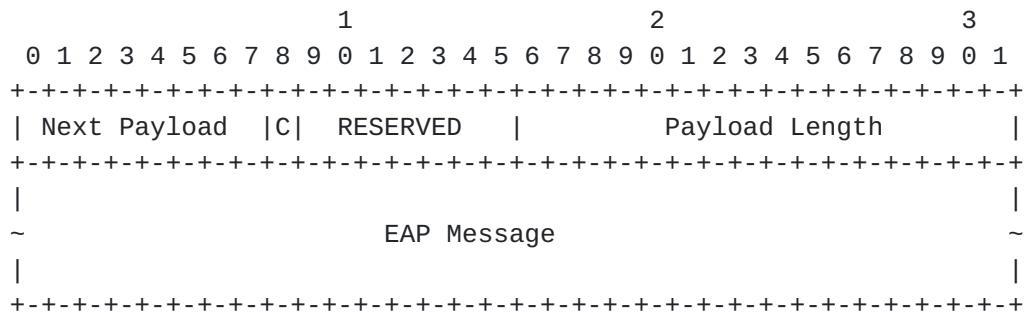


Figure 24: EAP Payload Format

The payload type for an EAP Payload is forty eight (48).

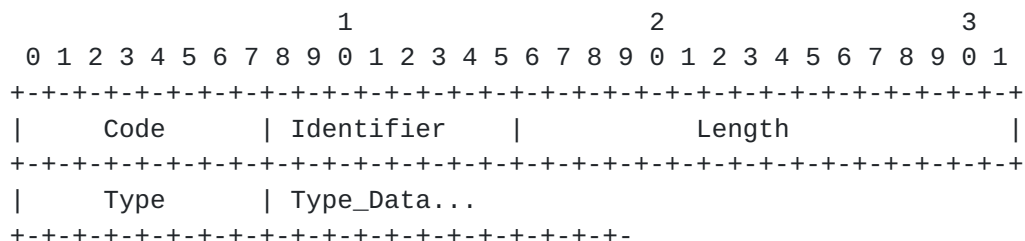


Figure 25: EAP Message Format

- o Code (1 octet) indicates whether this message is a Request (1), Response (2), Success (3), or Failure (4).
- o Identifier (1 octet) is used in PPP to distinguish replayed messages from repeated ones. Since in IKE, EAP runs over a reliable protocol, it serves no function here. In a response message, this octet MUST be set to match the identifier in the corresponding request.

- o Length (2 octets, unsigned integer) is the length of the EAP message and MUST be four less than the Payload Length of the encapsulating payload.
- o Type (1 octet) is present only if the Code field is Request (1) or Response (2). For other codes, the EAP message length MUST be four octets and the Type and Type_Data fields MUST NOT be present. In a Request (1) message, Type indicates the data being requested. In a Response (2) message, Type MUST either be Nak or match the type of the data requested. Note that since IKE passes an indication of initiator identity in the first message in the IKE_AUTH exchange, the responder SHOULD NOT send EAP Identity requests (type 1). The initiator MAY, however, respond to such requests if it receives them.
- o Type_Data (Variable Length) varies with the Type of Request and the associated Response. For the documentation of the EAP methods, see [[EAP](#)].

Note that since IKE passes an indication of initiator identity in the first message in the IKE_AUTH exchange, the responder should not send EAP Identity requests. The initiator may, however, respond to such requests if it receives them.

4. Conformance Requirements

In order to assure that all implementations of IKEv2 can interoperate, there are "MUST support" requirements in addition to those listed elsewhere. Of course, IKEv2 is a security protocol, and one of its major functions is to allow only authorized parties to successfully complete establishment of SAs. So a particular implementation may be configured with any of a number of restrictions concerning algorithms and trusted authorities that will prevent universal interoperability.

IKEv2 is designed to permit minimal implementations that can interoperate with all compliant implementations. The following are some of the features that can be omitted in a minimal implementation:

- o Ability to negotiate SAs through a NAT and tunnel the resulting ESP SA over UDP.
- o Ability to request (and respond to a request for) a temporary IP address on the remote end of a tunnel.
- o Ability to support EAP-based authentication.
- o Ability to support window sizes greater than one.
- o Ability to establish multiple ESP or AH SAs within a single IKE SA.

- o Ability to rekey SAs.

To assure interoperability, all implementations MUST be capable of parsing all payload types (if only to skip over them) and to ignore payload types that it does not support unless the critical bit is set in the payload header. If the critical bit is set in an unsupported payload header, all implementations MUST reject the messages containing those payloads.

Every implementation MUST be capable of doing four-message IKE_SA_INIT and IKE_AUTH exchanges establishing two SAs (one for IKE, one for ESP or AH). Implementations MAY be initiate-only or respond-only if appropriate for their platform. Every implementation MUST be capable of responding to an INFORMATIONAL exchange, but a minimal implementation MAY respond to any request in the INFORMATIONAL exchange with an empty response (note that within the context of an IKE SA, an "empty" message consists of an IKE header followed by an Encrypted payload with no payloads contained in it). A minimal implementation MAY support the CREATE_CHILD_SA exchange only in so far as to recognize requests and reject them with a Notify payload of type NO_ADDITIONAL_SAS. A minimal implementation need not be able to initiate CREATE_CHILD_SA or INFORMATIONAL exchanges. When an SA expires (based on locally configured values of either lifetime or octets passed), an implementation MAY either try to renew it with a CREATE_CHILD_SA exchange or it MAY delete (close) the old SA and create a new one. If the responder rejects the CREATE_CHILD_SA request with a NO_ADDITIONAL_SAS notification, the implementation MUST be capable of instead deleting the old SA and creating a new one.

Implementations are not required to support requesting temporary IP addresses or responding to such requests. If an implementation does support issuing such requests and its policy requires using temporary IP addresses, it MUST include a CP payload in the first message in the IKE_AUTH exchange containing at least a field of type INTERNAL_IP4_ADDRESS or INTERNAL_IP6_ADDRESS. All other fields are optional. If an implementation supports responding to such requests, it MUST parse the CP payload of type CFG_REQUEST in the first message in the IKE_AUTH exchange and recognize a field of type INTERNAL_IP4_ADDRESS or INTERNAL_IP6_ADDRESS. If it supports leasing an address of the appropriate type, it MUST return a CP payload of type CFG_REPLY containing an address of the requested type. The responder may include any other related attributes.

For an implementation to be called conforming to this specification, it MUST be possible to configure it to accept the following:

- o PKIX Certificates containing and signed by RSA keys of size 1024 or 2048 bits, where the ID passed is any of ID_KEY_ID, ID_FQDN, ID_RFC822_ADDR, or ID_DER_ASN1_DN.

- o Shared key authentication where the ID passed is any of ID_KEY_ID, ID_FQDN, or ID_RFC822_ADDR.
- o Authentication where the responder is authenticated using PKIX Certificates and the initiator is authenticated using shared key authentication.

5. Security Considerations

While this protocol is designed to minimize disclosure of configuration information to unauthenticated peers, some such disclosure is unavoidable. One peer or the other must identify itself first and prove its identity first. To avoid probing, the initiator of an exchange is required to identify itself first, and usually is required to authenticate itself first. The initiator can, however, learn that the responder supports IKE and what cryptographic protocols it supports. The responder (or someone impersonating the responder) can probe the initiator not only for its identity, but using CERTREQ payloads may be able to determine what certificates the initiator is willing to use.

Use of EAP authentication changes the probing possibilities somewhat. When EAP authentication is used, the responder proves its identity before the initiator does, so an initiator that knew the name of a valid initiator could probe the responder for both its name and certificates.

Repeated rekeying using CREATE_CHILD_SA without additional Diffie-Hellman exchanges leaves all SAs vulnerable to cryptanalysis of a single key. Implementers should take note of this fact and set a limit on CREATE_CHILD_SA exchanges between exponentiations. This document does not prescribe such a limit.

The strength of a key derived from a Diffie-Hellman exchange using any of the groups defined here depends on the inherent strength of the group, the size of the exponent used, and the entropy provided by the random number generator used. Due to these inputs, it is difficult to determine the strength of a key for any of the defined groups. Diffie-Hellman group number two, when used with a strong random number generator and an exponent no less than 200 bits, is common for use with 3DES. Group five provides greater security than group two. Group one is for historic purposes only and does not provide sufficient strength except for use with DES, which is also for historic use only. Implementations should make note of these estimates when establishing policy and negotiating security parameters.

Note that these limitations are on the Diffie-Hellman groups themselves. There is nothing in IKE that prohibits using stronger

groups nor is there anything that will dilute the strength obtained from stronger groups (limited by the strength of the other algorithms negotiated including the PRF). In fact, the extensible framework of IKE encourages the definition of more groups; use of elliptical curve groups may greatly increase strength using much smaller numbers.

It is assumed that all Diffie-Hellman exponents are erased from memory after use.

The IKE_SA_INIT and IKE_AUTH exchanges happen before the initiator has been authenticated. As a result, an implementation of this protocol needs to be completely robust when deployed on any insecure network. Implementation vulnerabilities, particularly DoS attacks, can be exploited by unauthenticated peers. This issue is particularly worrisome because of the unlimited number of messages in EAP-based authentication.

The strength of all keys is limited by the size of the output of the negotiated PRF. For this reason, a PRF whose output is less than 128 bits (e.g., 3DES-CBC) MUST NOT be used with this protocol.

The security of this protocol is critically dependent on the randomness of the randomly chosen parameters. These should be generated by a strong random or properly seeded pseudo-random source (see [[RANDOMNESS](#)]). Implementers should take care to ensure that use of random numbers for both keys and nonces is engineered in a fashion that does not undermine the security of the keys.

For information on the rationale of many of the cryptographic design choices in this protocol, see [[SIGMA](#)] and [[SKEME](#)]. Though the security of negotiated Child SAs does not depend on the strength of the encryption and integrity protection negotiated in the IKE SA, implementations MUST NOT negotiate NONE as the IKE integrity protection algorithm or ENCR_NULL as the IKE encryption algorithm.

When using pre-shared keys, a critical consideration is how to assure the randomness of these secrets. The strongest practice is to ensure that any pre-shared key contain as much randomness as the strongest key being negotiated. Deriving a shared secret from a password, name, or other low-entropy source is not secure. These sources are subject to dictionary and social engineering attacks, among others.

The NAT_DETECTION_*_IP notifications contain a hash of the addresses and ports in an attempt to hide internal IP addresses behind a NAT. Since the IPv4 address space is only 32 bits, and it is usually very sparse, it would be possible for an attacker to find out the internal address used behind the NAT box by trying all possible IP addresses and trying to find the matching hash. The port numbers are normally fixed to 500, and the SPIs can be extracted from the packet. This reduces the number of hash calculations to 2^{32} . With an educated guess of the use of private address space, the number of hash

calculations is much smaller. Designers should therefore not assume that use of IKE will not leak internal address information.

When using an EAP authentication method that does not generate a shared key for protecting a subsequent AUTH payload, certain man-in-the-middle and server impersonation attacks are possible [[EAPMITM](#)]. These vulnerabilities occur when EAP is also used in protocols that are not protected with a secure tunnel. Since EAP is a general-purpose authentication protocol, which is often used to provide single-signon facilities, a deployed IPsec solution that relies on an EAP authentication method that does not generate a shared key (also known as a non-key-generating EAP method) can become compromised due to the deployment of an entirely unrelated application that also happens to use the same non-key-generating EAP method, but in an unprotected fashion. Note that this vulnerability is not limited to just EAP, but can occur in other scenarios where an authentication infrastructure is reused. For example, if the EAP mechanism used by IKEv2 utilizes a token authenticator, a man-in-the-middle attacker could impersonate the web server, intercept the token authentication exchange, and use it to initiate an IKEv2 connection. For this reason, use of non-key-generating EAP methods SHOULD be avoided where possible. Where they are used, it is extremely important that all usages of these EAP methods SHOULD utilize a protected tunnel, where the initiator validates the responder's certificate before initiating the EAP authentication. Implementers should describe the vulnerabilities of using non-key-generating EAP methods in the documentation of their implementations so that the administrators deploying IPsec solutions are aware of these dangers.

An implementation using EAP MUST also use a public-key-based authentication of the server to the client before the EAP authentication begins, even if the EAP method offers mutual authentication. This avoids having additional IKEv2 protocol variations and protects the EAP data from active attackers.

If the messages of IKEv2 are long enough that IP-level fragmentation is necessary, it is possible that attackers could prevent the exchange from completing by exhausting the reassembly buffers. The chances of this can be minimized by using the Hash and URL encodings instead of sending certificates (see [Section 3.6](#)). Additional mitigations are discussed in [[DOSUDPPROT](#)].

Admission control is critical to the security of the protocol. For example, trust anchors used for identifying IKE peers should probably be different than those used for other forms of trust, such as those used to identify public web servers. Moreover, although IKE provides a great deal of leeway in defining the security policy for a trusted peer's identity, credentials, and the correlation between them, having such security policy defined explicitly is essential to a secure implementation.

5.1. Traffic selector authorization

IKEv2 relies on information in the Peer Authorization Database (PAD) when determining what kind of Child SAs a peer is allowed to create. This process is described in [[IPSECARCH](#)] [Section 4.4.3](#). When a peer requests the creation of an Child SA with some traffic selectors, the PAD must contain "Child SA Authorization Data" linking the identity authenticated by IKEv2 and the addresses permitted for traffic selectors.

For example, the PAD might be configured so that authenticated identity "sgw23.example.com" is allowed to create Child SAs for 192.0.2.0/24, meaning this security gateway is a valid "representative" for these addresses. Host-to-host IPsec requires similar entries, linking, for example, "fooserver4.example.com" with 198.51.100.66/32, meaning this identity a valid "owner" or "representative" of the address in question.

As noted in [[IPSECARCH](#)], "It is necessary to impose these constraints on creation of child SAs to prevent an authenticated peer from spoofing IDs associated with other, legitimate peers." In the example given above, a correct configuration of the PAD prevents sgw23 from creating Child SAs with address 198.51.100.66, and prevents fooserver4 from creating Child SAs with addresses from 192.0.2.0/24.

It is important to note that simply sending IKEv2 packets using some particular address does not imply a permission to create Child SAs with that address in the traffic selectors. For example, even if sgw23 would be able to spoof its IP address as 198.51.100.66, it could not create Child SAs matching fooserver4's traffic.

The IKEv2 specification does not specify how exactly IP address assignment using configuration payloads interacts with the PAD. Our interpretation is that when a security gateway assigns an address using configuration payloads, it also creates a temporary PAD entry linking the authenticated peer identity and the newly allocated inner address.

It has been recognized that configuring the PAD correctly may be difficult in some environments. For instance, if IPsec is used between a pair of hosts whose addresses are allocated dynamically using DHCP, it is extremely difficult to ensure that the PAD specifies the correct "owner" for each IP address. This would require a mechanism to securely convey address assignments from the DHCP server, and link them to identities authenticated using IKEv2.

Due to this limitation, some vendors have been known to configure their PADs to allow an authenticated peer to create Child SAs with traffic selectors containing the same address that was used for the IKEv2 packets. In environments where IP spoofing is possible (i.e.,

almost everywhere) this essentially allows any peer to create Child SAs with any traffic selectors. This is not an appropriate or secure configuration in most circumstances. See [[H2HIPSEC](#)] for an extensive discussion about this issue, and the limitations of host-to-host IPsec in general.

6. IANA Considerations

[IKEV2] defined many field types and values. IANA has already registered those types and values in [[IKEV2IANA](#)], so they are not listed here again.

Two items are removed from the IKEv2 Configuration Payload Attribute Types table: INTERNAL_IP6_NBNS and INTERNAL_ADDRESS_EXPIRY.

Two new additions to the IKEv2 parameters "NOTIFY MESSAGES - ERROR TYPES" registry are defined here that were not defined in [[IKEV2](#)]:

{TBA1} TEMPORARY_FAILURE
{TBA2} CHILD_SA_NOT_FOUND

IANA should change the exiting IKEv2 Payload Types table from:

46	Encrypted	E	[RFC4306]
----	-----------	---	-----------------------------

to

46	Encrypted and Authenticated	SK	[This document]
----	-----------------------------	----	-----------------

IANA should update all references to [RFC 4306](#) to point to this document.

7. Acknowledgements

Many individuals in the IPsecME Working Group were very helpful in contributing ideas and text for this document, as well as in reviewing the clarifications suggested by others.

The acknowledgements from the IKEv2 document were:

This document is a collaborative effort of the entire IPsec WG. If there were no limit to the number of authors that could appear on an RFC, the following, in alphabetical order, would have been listed: Bill Aiello, Stephane Beaulieu, Steve Bellovin, Sara Bitan, Matt Blaze, Ran Canetti, Darren Dukes, Dan Harkins, Paul Hoffman, John Ioannidis, Charlie Kaufman, Steve Kent, Angelos Keromytis, Tero Kivinen, Hugo Krawczyk, Andrew Krywaniuk, Radia Perlman, Omer Reingold, and Michael Richardson. Many other people contributed to the design. It is an evolution of IKEv1, ISAKMP, and the IPsec DOI, each of which has its own list of authors. Hugh Daniel suggested the

feature of having the initiator, in message 3, specify a name for the responder, and gave the feature the cute name "You Tarzan, Me Jane". David Faucher and Valery Smyslov helped refine the design of the traffic selector negotiation.

This paragraph lists references that appear only in figures. The section is only here to keep the 'xml2rfc' program happy, and needs to be removed when the document is published. The RFC Editor will remove it before publication. [[EAI](#)] [[DES](#)] [[IDEA](#)] [[MD5](#)] [[DSS](#)]

8. References

8.1. Normative References

[ADDGROUP]

Kivinen, T. and M. Kojo, "More Modular Exponential (MODP) Diffie-Hellman groups for Internet Key Exchange (IKE)", [RFC 3526](#), May 2003.

[ADDRIPv6]

Hinden, R. and S. Deering, "Internet Protocol Version 6 (IPv6) Addressing Architecture", [RFC 4291](#), February 2006.

[AEAD]

McGrew, D. and D. Black, "Using Authenticated Encryption Algorithms with the Encrypted Payload of the Internet Key Exchange version 2 (IKEv2) Protocol", [RFC 5282](#), August 2008.

[AESCMACPRF128]

Song, J., "The Advanced Encryption Standard-Cipher-based Message Authentication Code-Pseudo-Random Function-128 (AES-CMAC-PRF-128) Algorithm for the Internet Key Exchange Protocol (IKE)", [RFC 4615](#), August 2006.

[AESXCBCPRF128]

Hoffman, P., "The AES-XCBC-PRF-128 Algorithm for the Internet Key Exchange Protocol (IKE)", [RFC 4434](#), February 2006.

[EAP]

Aboba, B., Blunk, L., Vollbrecht, J., Carlson, J., and H. Levkowetz, "Extensible Authentication Protocol (EAP)", [RFC 3748](#), June 2004.

[ECN]

Ramakrishnan, K., Floyd, S., and D. Black, "The Addition of Explicit Congestion Notification (ECN) to IP", [RFC 3168](#), September 2001.

[ESPCBC]

Pereira, R. and R. Adams, "The ESP CBC-Mode Cipher Algorithms", [RFC 2451](#), November 1998.

[IKEV2IANA]

"Internet Key Exchange Version 2 (IKEv2) Parameters",
<<http://www.iana.org/assignments/ikev2-parameters>>.

[IPSECARCH]

Kent, S. and K. Seo, "Security Architecture for the Internet Protocol", [RFC 4301](#), December 2005.

[MUSTSHOULD]

Bradner, S., "Key Words for use in RFCs to indicate Requirement Levels", [BCP 14](#), [RFC 2119](#), March 1997.

[PKCS1]

Jonsson, J. and B. Kaliski, "Public-Key Cryptography Standards (PKCS) #1: RSA Cryptography Specifications Version 2.1", [RFC 3447](#), February 2003.

[PKIX]

Housley, R., Polk, W., Ford, W., and D. Solo, "Internet X.509 Public Key Infrastructure Certificate and Certificate Revocation List (CRL) Profile", [RFC 5280](#), May 2008.

[UDPENCAPS]

Huttunen, A., Swander, B., Volpe, V., DiBurro, L., and M. Stenberg, "UDP Encapsulation of IPsec ESP Packets", [RFC 3948](#), January 2005.

8.2. Informative References

[AH]

Kent, S., "IP Authentication Header", [RFC 4302](#), December 2005.

[ARCHGUIDEPHIL]

Bush, R. and D. Meyer, "Some Internet Architectural Guidelines and Philosophy", [RFC 3439](#), December 2002.

[ARCHPRINC]

Carpenter, B., "Architectural Principles of the Internet", [RFC 1958](#), June 1996.

[Clarif]

Eronen, P. and P. Hoffman, "IKEv2 Clarifications and Implementation Guidelines", [RFC 4718](#), October 2006.

[DES]

American National Standards Institute, "American National Standard for Information Systems-Data Link Encryption", ANSI X3.106, 1983.

[DH]

Diffie, W. and M. Hellman, "New Directions in Cryptography", IEEE Transactions on Information Theory, V.IT-22 n. 6, June 1977.

[DIFFSERVARCH]

Blake, S., Black, D., Carlson, M., Davies, E., Wang, Z., and W. Weiss, "An Architecture for Differentiated

Services", [RFC 2475](#).

[DIFFSERVFIELD]

Nichols, K., Blake, S., Baker, F., and D. Black, "Definition of the Differentiated Services Field (DS Field) in the IPv4 and IPv6 Headers", [RFC 2474](#), December 1998.

[DIFFTUNNEL]

Black, D., "Differentiated Services and Tunnels", [RFC 2983](#), October 2000.

[DOI]

Piper, D., "The Internet IP Security Domain of Interpretation for ISAKMP", [RFC 2407](#), November 1998.

[DOSUDPPROT]

C. Kaufman, R. Perlman, and B. Sommerfeld, "DoS protection for UDP-based protocols", ACM Conference on Computer and Communications Security, October 2003.

[DSS]

National Institute of Standards and Technology, U.S. Department of Commerce, "Digital Signature Standard", Draft FIPS 186-3, June 2008.

[EAI]

Abel, Y., "Internationalized Email Headers", [RFC 5335](#), September 2008.

[EAP-IANA]

"Extensible Authentication Protocol (EAP) Registry: Method Types", <<http://www.iana.org/assignments/eap-numbers>>.

[EAPMITM]

N. Asokan, V. Nierni, and K. Nyberg, "Man-in-the-Middle in Tunneler Authentication Protocols", November 2002, <<http://eprint.iacr.org/2002/163>>.

[ESP]

Kent, S., "IP Encapsulating Security Payload (ESP)", [RFC 4303](#), December 2005.

[EXCHANGEANALYSIS]

R. Perlman and C. Kaufman, "Analysis of the IPsec key exchange Standard", WET-ICE Security Conference, MIT, 2001, <<http://sec.femto.org/wetice-2001/papers/radia-paper.pdf>>.

[H2HIPSEC]

Aura, T., Roe, M., and A. Mohammed, "Experiences with Host-to-Host IPsec", 13th International Workshop on Security Protocols, Cambridge, UK, April 2005.

[HMAC]

Krawczyk, H., Bellare, M., and R. Canetti, "HMAC: Keyed-Hashing for Message Authentication", [RFC 2104](#), February 1997.

- [IDEA] X. Lai, "On the Design and Security of Block Ciphers", ETH Series in Information Processing, v. 1, Konstanz: Hartung-Gorre Verlag, 1992.
- [IDNA] Faltstrom, P., Hoffman, P., and A. Costello, "Internationalizing Domain Names in Applications (IDNA)", [RFC 3490](#), March 2003.
- [IKEV1] Harkins, D. and D. Carrel, "The Internet Key Exchange (IKE)", [RFC 2409](#), November 1998.
- [IKEV2] Kaufman, C., "Internet Key Exchange (IKEv2) Protocol", [RFC 4306](#), December 2005.
- [IP-COMP] Shacham, A., Monsour, B., Pereira, R., and M. Thomas, "IP Payload Compression Protocol (IPComp)", [RFC 3173](#), September 2001.
- [IPSECARCH-OLD] Kent, S. and R. Atkinson, "Security Architecture for the Internet Protocol", [RFC 2401](#), November 1998.
- [IPV6CONFIG] Eronen, et. al., P., "IPv6 Configuration in IKEv2", [RFC 5739](#), February 2010.
- [ISAKMP] Maughan, D., Schneider, M., and M. Schertler, "Internet Security Association and Key Management Protocol (ISAKMP)", [RFC 2408](#), November 1998.
- [MAILFORMAT] Resnick, P., "Internet Message Format", [RFC 5322](#), October 2008.
- [MD5] Rivest, R., "The MD5 Message-Digest Algorithm", [RFC 1321](#), April 1992.
- [MIPV6] Johnson, D., Perkins, C., and J. Arkko, "Mobility Support in IPv6", [RFC 3775](#), June 2004.
- [MLDV2] Vida, R. and L. Costa, "Multicast Listener Discovery Version 2 (MLDv2) for IPv6", [RFC 3810](#), June 2004.
- [MOBIKE] Eronen, P., "IKEv2 Mobility and Multihoming Protocol (MOBIKE)", [RFC 4555](#), June 2006.
- [MODES] National Institute of Standards and Technology, U.S. Department of Commerce, "Recommendation for Block Cipher Modes of Operation", SP 800-38A, 2001.
- [NAI] Aboba, B., Beadles, M., Eronen, P., and J. Arkko, "The

Network Access Identifier", [RFC 4282](#), December 2005.

[NATREQ] Aboba, B. and W. Dixon, "IPsec-Network Address Translation (NAT) Compatibility Requirements", [RFC 3715](#), March 2004.

[OAKLEY] Orman, H., "The OAKLEY Key Determination Protocol", [RFC 2412](#), November 1998.

[PFKEY] McDonald, D., Metz, C., and B. Phan, "PF_KEY Key Management API, Version 2", [RFC 2367](#), July 1998.

[PHOTURIS] Karn, P. and W. Simpson, "Photuris: Session-Key Management Protocol", [RFC 2522](#), March 1999.

[RANDOMNESS] Eastlake, D., Schiller, J., and S. Crocker, "Randomness Requirements for Security", [BCP 106](#), [RFC 4086](#), June 2005.

[REAUTH] Nir, Y., "Repeated Authentication in Internet Key Exchange (IKEv2) Protocol", [RFC 4478](#), April 2006.

[REUSE] Menezes, A. and B. Ustaoglu, "On Reusing Ephemeral Keys In Diffie-Hellman Key Agreement Protocols", December 2008, <<http://www.cacr.math.uwaterloo.ca/~ajmeneze/publications/ephemeral.pdf>>.

[ROHCV2] Ertekin, et. al., E., "IKEv2 Extensions to Support Robust Header Compression over IPsec (ROHCoIPsec)", [draft-ietf-rohc-ikev2-extensions-hcoipsec](#) (work in progress), August 2009.

[RSA] R. Rivest, A. Shamir, and L. Adleman, "A Method for Obtaining Digital Signatures and Public-Key Cryptosystems", February 1978.

[SHA] National Institute of Standards and Technology, U.S. Department of Commerce, "Secure Hash Standard", FIPS 180-3, October 2008.

[SIGMA] H. Krawczyk, "SIGMA: the `SIGn-and-MAC' Approach to Authenticated Diffie-Hellman and its Use in the IKE Protocols", Advances in Cryptography - CRYPTO 2003 Proceedings LNCS 2729, 2003, <<http://www.informatik.uni-trier.de/~ley/db/conf/crypto/crypto2003.html>>.

[SKEME] H. Krawczyk, "SKEME: A Versatile Secure Key Exchange Mechanism for Internet", IEEE Proceedings of the 1996 Symposium on Network and Distributed Systems Security , 1996.

[TRANSPARENCY]

Carpenter, B., "Internet Transparency", [RFC 2775](#),
February 2000.

[Appendix A](#). Summary of changes from IKEv1

The goals of this revision to IKE are:

1. To define the entire IKE protocol in a single document, replacing RFCs 2407, 2408, and 2409 and incorporating subsequent changes to support NAT Traversal, Extensible Authentication, and Remote Address acquisition;
2. To simplify IKE by replacing the eight different initial exchanges with a single four-message exchange (with changes in authentication mechanisms affecting only a single AUTH payload rather than restructuring the entire exchange) see [\[EXCHANGEANALYSIS\]](#);
3. To remove the Domain of Interpretation (DOI), Situation (SIT), and Labeled Domain Identifier fields, and the Commit and Authentication only bits;
4. To decrease IKE's latency in the common case by making the initial exchange be 2 round trips (4 messages), and allowing the ability to piggyback setup of a Child SA on that exchange;
5. To replace the cryptographic syntax for protecting the IKE messages themselves with one based closely on ESP to simplify implementation and security analysis;
6. To reduce the number of possible error states by making the protocol reliable (all messages are acknowledged) and sequenced. This allows shortening CREATE_CHILD_SA exchanges from 3 messages to 2;
7. To increase robustness by allowing the responder to not do significant processing until it receives a message proving that the initiator can receive messages at its claimed IP address;
8. To fix cryptographic weaknesses such as the problem with symmetries in hashes used for authentication documented by Tero Kivinen;
9. To specify traffic selectors in their own payloads type rather than overloading ID payloads, and making more flexible the traffic selectors that may be specified;
10. To specify required behavior under certain error conditions or when data that is not understood is received in order to make it easier to make future revisions in a way that does not break

backwards compatibility;

11. To simplify and clarify how shared state is maintained in the presence of network failures and DoS attacks; and
12. To maintain existing syntax and magic numbers to the extent possible to make it likely that implementations of IKEv1 can be enhanced to support IKEv2 with minimum effort.

Appendix B. Diffie-Hellman Groups

There are two Diffie-Hellman groups defined here for use in IKE. These groups were generated by Richard Schroepel at the University of Arizona. Properties of these primes are described in [[OAKLEY](#)].

The strength supplied by group 1 may not be sufficient for typical uses and is here for historic reasons.

Additional Diffie-Hellman groups have been defined in [[ADDGROUP](#)].

B.1. Group 1 - 768 Bit MODP

This group is assigned id 1 (one).

The prime is: $2^{768} - 2^{704} - 1 + 2^{64} * \{ [2^{638} \text{ pi}] + 149686 \}$
Its hexadecimal value is:

```
FFFFFFFF FFFFFFFF C90FDAA2 2168C234 C4C6628B 80DC1CD1
29024E08 8A67CC74 020BBEA6 3B139B22 514A0879 8E3404DD
EF9519B3 CD3A431B 302B0A6D F25F1437 4FE1356D 6D51C245
E485B576 625E7EC6 F44C42E9 A63A3620 FFFFFFFF FFFFFFFF
```

The generator is 2.

B.2. Group 2 - 1024 Bit MODP

This group is assigned id 2 (two).

The prime is $2^{1024} - 2^{960} - 1 + 2^{64} * \{ [2^{894} \text{ pi}] + 129093 \}$.
Its hexadecimal value is:

```
FFFFFFFF FFFFFFFF C90FDAA2 2168C234 C4C6628B 80DC1CD1
29024E08 8A67CC74 020BBEA6 3B139B22 514A0879 8E3404DD
EF9519B3 CD3A431B 302B0A6D F25F1437 4FE1356D 6D51C245
E485B576 625E7EC6 F44C42E9 A637ED6B 0BFF5CB6 F406B7ED
EE386BFB 5A899FA5 AE9F2411 7C4B1FE6 49286651 ECE65381
FFFFFFFF FFFFFFFF
```

The generator is 2.

[Appendix C](#). Exchanges and Payloads

This appendix contains a short summary of the IKEv2 exchanges, and what payloads can appear in which message. This appendix is purely informative; if it disagrees with the body of this document, the other text is considered correct.

Vendor-ID (V) payloads may be included in any place in any message. This sequence here shows what are the most logical places for them.

[C.1](#). IKE_SA_INIT Exchange

```
request          --> [N(COOKIE)],
                  SA, KE, Ni,
                  [N(NAT_DETECTION_SOURCE_IP)+,
                   N(NAT_DETECTION_DESTINATION_IP)],
                  [V+][N+]

normal response   <-- SA, KE, Nr,
(no cookie)       [N(NAT_DETECTION_SOURCE_IP),
                  N(NAT_DETECTION_DESTINATION_IP)],
                  [[N(HTTP_CERT_LOOKUP_SUPPORTED)], CERTREQ+],
                  [V+][N+]

cookie response   <-- N(COOKIE),
                  [V+][N+]

different Diffie- <-- N(INVALID_KEY_PAYLOAD),
Hellman group     [V+][N+]
wanted
```

[C.2](#). IKE_AUTH Exchange without EAP

```
request          --> IDi, [CERT+],
                  [N(INITIAL_CONTACT)],
                  [[N(HTTP_CERT_LOOKUP_SUPPORTED)], CERTREQ+],
                  [IDr],
                  AUTH,
                  [CP(CFG_REQUEST)],
                  [N(IPCOMP_SUPPORTED)+],
                  [N(USE_TRANSPORT_MODE)],
                  [N(ESP_TFC_PADDING_NOT_SUPPORTED)],
                  [N(NON_FIRST_FRAGMENTS_ALSO)],
                  SA, TSi, TSr,
                  [V+][N+]

response          <-- IDr, [CERT+],
                  AUTH,
                  [CP(CFG_REPLY)],
                  [N(IPCOMP_SUPPORTED)],
                  [N(USE_TRANSPORT_MODE)],
                  [N(ESP_TFC_PADDING_NOT_SUPPORTED)],
```



```

                                [N(NON_FIRST_FRAGMENTS_ALSO)],
                                SA, Ni, [KEi], TSi, TSr
                                [V+][N+]

normal      <-- [CP(CFG_REPLY)],
response    [N(IPCOMP_SUPPORTED)],
            [N(USE_TRANSPORT_MODE)],
            [N(ESP_TFC_PADDING_NOT_SUPPORTED)],
            [N(NON_FIRST_FRAGMENTS_ALSO)],
            SA, Nr, [KEr], TSi, TSr,
            [N(ADDITIONAL_TS_POSSIBLE)]
            [V+][N+]

error case  <-- N(error)

different Diffie- <-- N(INVALID_KE_PAYLOAD),
Hellman group    [V+][N+]
wanted

```

C.5. CREATE_CHILD_SA Exchange for Rekeying the IKE SA

```

request      --> SA, Ni, KEi
              [V+][N+]

response     <-- SA, Nr, KEr
              [V+][N+]

```

C.6. INFORMATIONAL Exchange

```

request      --> [N+],
              [D+],
              [CP(CFG_REQUEST)]

response     <-- [N+],
              [D+],
              [CP(CFG_REPLY)]

```

Appendix D. Changes Between Internet Draft Versions

This section will be removed before publication as an RFC, but should be left intact until then so that reviewers can follow what has changed.

D.1. Changes from IKEv2 to draft -00

There were a zillion additions from [RFC 4718](#). These are noted with "{ Clarif-nn }".

Cleaned up many of the figures. Made the table headings consistent. Made some tables easier to read by removing blank spaces. Removed the "reserved to IANA" and "private use" text wording and moved it

into the tables.

Changed many SHOULD requirements to better match [RFC 2119](#). These are also marked with comments such as "{ { Demoted the SHOULD } }".

In [Section 2.16](#), changed the MUST requirement of authenticating the responder from "public key signature based" to "strong" because that is what most current IKEv2 implementations do, and it better matches the actual security requirement.

[D.2.](#) Changes from draft -00 to draft -01

The most significant technical change was to make KE optional but strongly recommended in [Section 1.3.2](#).

Updated all references to the IKEv2 Clarifications document to [RFC 4718](#).

Moved a lot of the protocol description out of the long tables in [Section 3.10.1](#) into the body of the document. These are noted with "{ { 3.10.1-nnnn } }", where "nnnn" is the notification type number.

Made some table changes based on suggestions from Alfred Hoenes.

Changed "byte" to "octet" in many places.

Removed discussion of ESP+AH bundles in many places, and added a paragraph about it in [Section 1.7](#).

Removed the discussion of INTERNAL_ADDRESS_EXPIRY in many places, and added a paragraph about it in [Section 1.7](#).

Moved Clarif-7.10 from [Section 1.2](#) to [Section 3.2](#).

In the figure in [Section 1.3.2](#), made KEi optional, and added text saying "The KEi payload SHOULD be included."

In the figure in [Section 1.3.2](#), made KEr optional, and removed text saying "KEi and KEr are required for rekeying an IKE SA."

In [Section 1.4](#), clarified that the half-closed connections being discussed are AH and ESP.

Rearranged the end of [Section 1.7](#), and added the new notation for moving text out of 3.10.1.

Clarified the wording in the second paragraph of [Section 2.2](#). This allowed the removal of the fourth paragraph, which previously had Clarif-2.2 in it.

In [section 2.5](#), removed "or later" from "version 2.0".

Added the question for implementers about payload order at the end of [Section 2.5](#).

Corrected [Section 2.7](#) based on Clarif-7-13 to say that you can't do ESP and AH at one time.

In [Section 2.8](#), clarified the wording about how to replace an IKE SA.

Clarified the text in the last many paragraphs in [Section 2.9](#). Also moved some text from near the beginning of 2.9 to the beginning of 2.9.1.

Removed some redundant text in [Section 2.9](#) concerning creating a Child SA pair not in response to an arriving packet.

Added the following to the end of the first paragraph of [Section 2.14](#): "The lengths of SK_d, SK_pi, and SK_pr are the key length of the agreed-to PRF."

Added the restriction in [Section 2.15](#) that all PRFs used with IKEv2 MUST take variable-sized keys.

In [Section 2.17](#), removed "If multiple IPsec protocols are negotiated, keying material is taken in the order in which the protocol headers will appear in the encapsulated packet" because multiple IPsec protocols cannot be negotiated at one time.

Added the material from Clarif-5.12 to [Section 2.18](#).

Changed "hash of" to "expected value of" in [Section 2.23](#).

In the bulleted list in [Section 2.23](#), replaced "this end" with a clearer description of which system is being discussed.

Added the paragraph at the beginning of [Section 3](#) about interoperability and UNSPECIFIED values ("In the tables in this section...").

Fixed [Section 3.3](#) to not include proposal that include both AH and ESP. Ditto for the "Proposal #" bullet in [Section 3.3.1](#).

In the description of ID_FQDN in [Section 3.5](#), added "All characters in the ID_FQDN are ASCII; this follows that for an "internationalized domain name" as defined in [\[IDNA\]](#)."

In [Section 3.8](#), shortened and clarified the description of "RSA Digital Signature".

In [Section 3.10](#), shortened and clarified the description of "Protocol ID".

In [Section 3.15](#), "The requested address is valid until the expiry

time defined with the INTERNAL_ADDRESS_EXPIRY attribute or there are no IKE SAs between the peers" is shortened to just "The requested address is valid until there are no IKE SAs between the peers."

In [Section 3.15.1](#), changed "INTERNAL_IP6_NBNS" to unspecified.

Made [[ADDRIPv6](#)] an informative reference instead of a normative reference and updated it.

Made [[PKCS1](#)] a normative reference instead of an informative reference and changed the pointer to [RFC 3447](#).

D.3. Changes from draft -00 to draft -01

In [Section 1.5](#), added "request" to first sentence to make it "If an encrypted IKE request packet arrives on port 500 or 4500 with an unrecognized SPI...".

In [Section 3.3](#), fifth paragraph, upped the number of transforms for AH and ESP by one each to account for ESN, which is now mandatory.

In [Section 2.1](#), added "or equal to" in "The responder MUST remember each response until it receives a request whose sequence number is larger than or equal to the sequence number in the response plus its window size."

In [Section 2.18](#), removed " Note that this may not work if the new IKE SA's PRF has a fixed key size because the output of the PRF may not be of the correct size." because it is no longer relevant.

D.4. Changes from draft -01 to draft -02

Many grammatical fixes.

In [Section 1.2](#), reworded Clarif-4.3 to be clearer.

In [Section 1.3.3](#), reworded 3.10.1-16393 and Clarif-5.4 to remove redundant text.

In [Section 2.13](#), replaced text about variable length keys with clearer explanation and requirement on non-HMAC PRFs. Also added "preferred" to [Section 2.14](#) for the key length, and removed redundant text.

In [Section 2.14](#), removed the "half and half" description and replaced it with exceptions for [RFC4434](#) and [RFC4615](#).

Removed the now-redundant "All PRFs used with IKEv2 MUST take variable-sized keys" from Section 2.15.

In [Section 2.15](#), added "(IKE_SA_INIT response)" after "of the second message" and "(IKE_SA_INIT request)" after "the first message".

In [Section 2.17](#), simplified because there are no more bundles. "A single Child SA negotiation may result in multiple security associations. ESP and AH SAs exist in pairs (one in each direction)." becomes "For ESP and AH, a single Child SA negotiation results in two security associations (one in each direction)."

In [section 3.3](#), made the example of combinations of algorithms and the contents of the first proposal clearer.

Added Clarif-4.4 to the end of [Section 3.3.2](#).

Reordered [Section 3.3.5](#) and added Clarif-7.11.

Clarified [Section 3.3.6](#) about choosing a single proposal. Also added second paragraph about transforms not understood, and clarified third paragraph about picking D-H groups.

Moved 3.10.1-16392 from [Section 3.6](#) to 3.7.

In [Section 3.10](#), clarified 3.10.1-16394.

Updated [Section 6](#) to indicate that there is nothing new for IANA in this spec. Also removed the definition of "Expert Review" from [Section 1.6](#) for the same reason.

In [Appendix A](#), removed "and not commit any state to an exchange until the initiator can be cryptographically authenticated" because that was only true in an earlier version of IKEv2.

[D.5. Changes from draft -02 to draft -03](#)

In [Section 1.3](#), changed "If the responder rejects the Diffie-Hellman group of the KEi payload, the responder MUST reject the request and indicate its preferred Diffie-Hellman group in the INVALID_KEY_PAYLOAD Notification payload." to "If the responder selects a proposal using a different Diffie-Hellman group (other than NONE), the responder MUST reject the request and indicate its preferred Diffie-Hellman group in the INVALID_KEY_PAYLOAD Notification payload."

In [Section 2.3](#), added the last two paragraphs covering why you initiator's SPI and/or IP to differentiate if this is a "half-open" IKE SA or a new request. Also removed similar text from Section 2.2.

In [Section 2.5](#), added "Payloads sent in IKE response messages MUST NOT have the critical flag set. Note that the critical flag applies only to the payload type, not the contents. If the payload type is recognized, but the payload contains something which is not (such as an unknown transform inside an SA payload, or an unknown Notify Message Type inside a Notify payload), the critical flag is ignored."

In [Section 2.6](#), moved the text about {{ 3.10.1-16390 }} later in the

section. Also reworded the text to make it clearer what the COOKIE is for.

Moved text from Clarif-2.1 from [Section 2.6](#) to Section 2.7.

In [Section 2.13](#), added "(see [Section 3.3.5](#) for the definition of the Key Length transform attribute)".

In [Section 2.17](#), change the description of the keying material from the list with two bullets to a clearer list.

In [Section 2.23](#), added "Implementations MUST process received UDP-encapsulated ESP packets even when no NAT was detected."

In [Section 3.3](#), changed "Each proposal may contain a" to "Each proposal contains a".

Added the asterisks to the transform type table in [Section 3.3.2](#) and the types table in 3.3.3 to foreshadow future developments.

In [Section 3.3.2](#), changed the following algorithms to (UNSPECIFIED) because the RFCs listed didn't really specify how to implement them in an interoperable fashion:

Encryption Algorithms

ENCR_DES_IV64	1	(RFC1827)
---------------	---	-----------------------------

ENCR_3IDEA	8	(RFC2451)
------------	---	-----------------------------

ENCR_DES_IV32	9	
---------------	---	--

Pseudo-random Functions

PRF_HMAC_TIGER	3	(RFC2104)
----------------	---	-----------------------------

Integrity Algorithms

AUTH_DES_MAC	3	
--------------	---	--

AUTH_KPDK_MD5	4	(RFC1826)
---------------	---	-----------------------------

In [Section 3.4](#), added "(other than NONE)" to the second-to-last paragraph.

Rewrote the third paragraph of [Section 3.14](#) to talk about other modes, and to clarify which encryption and integrity protection we are talking about.

Changed the "Initialization Vector" bullet in [Section 3.14](#) to specify better what is needed for the IV. Upgraded the SHOULDs to MUSTs. Also added the reference for [\[MODES\]](#).

In [Section 5](#), in the second-to-last paragraph, changed "a public-key-based" to "strong" to match the wording in [Section 2.16](#).

[D.6. Changes from draft -03 to \[draft-ietf-ipsecme-ikev2bis-00\]\(#\)](#)

Changed the document's filename to [draft-ietf-ipsecme-ikev2bis-00](#).
Added Yoav Nir as a co-author.

In many places in the document, changed "and/or" to "or" when talking about combinations of ESP and AH SAs. For example, in the intro, it said "can be used to efficiently establish SAs for Encapsulating Security Payload (ESP) and/or Authentication Header (AH)". This is changed to "or" to indicate that you can only establish one type of SA at a time.

In [Section 1](#), clarified that [RFC 4306](#) already replaced IKEv1, and that this document replaces [RFC 4306](#). Also fixed [Section 2.5](#) for similar issue. Also updated the Abstract to cover this.

In [Section 2.15](#), in the responder's signed octets, changed:

```
RestOfRespIDPayload = IDType | RESERVED | InitIDData  
to  
RestOfRespIDPayload = IDType | RESERVED | RespIDData
```

In 2.16, changed "strong" back to "public key signature based" to make it the same as 4306.

In [section 3.10](#), added "and the field must be empty" to make it clear that a zero-length SPI is really empty.

[D.7.](#) Changes from [draft-ietf-ipsecme-ikev2bis-00](#) to [draft-ietf-ipsecme-ikev2bis-01](#)

Throughout, changed "IKE_SA" to "IKE SA", and changed "CHILD_SA" to "Child SA" (except left "CREATE_CHILD_SA" alone).

Added the middle sentence in the Abstract to say what IKE actually does.

Added in [section 1](#) "(unless there is failure setting up the AH or ESP Child SA, in which case the IKE SA is still established without Child SA)".

Clarified the titles of 1.1.1, 1.1.2, and 1.1.3.

In 1.1.2, changed "If there is an inner IP header, the inner addresses will be the same as the outer addresses." because we are talking about transport mode here.

Added reference to [section 2.14](#) to setion 1.2 and 1.3.

In 1.2, clarified what is and isn't encrypted in a message.

Added the following to 1.2: "If the IDr proposed by the initiator is not acceptable to the responder, the responder might use some other IDr to finish the exchange. If the initiator then does not accept that fact that responder used different IDr than the one that was requested, the initiator can close the SA after noticing the fact."

Moved the paragraph beginning "All messages following..." from 1.3 up to 1.2, and reworded it to apply to all the cases it covers.

At the end of [section 1.3.1](#), clarified that the responder is the one who controls whether non-first-fragments will be sent, and reworded the paragraph.

In [section 1.3.3](#), added "The Protocol ID field of the REKEY_SA notification is set to match the protocol of the SA we are rekeying, for example, 3 for ESP and 2 for AH." [Issue #10]

In 1.3.2, added "of the SA payload" to "New initiator and responder SPIs are supplied in the SPI fields."

In 1.3.3, fixed the art.

```
<-- HDR, SK {SA, Nr, [KEr],  
      Si, TSr}
```

becomes

```
<-- HDR, SK {SA, Nr, [KEr],  
      TSi, TSr}
```

In 1.4 and 2.18, changed "replaced for the purpose of rekeying" to "rekeyed".

Split out the SA deletion material from [section 1.4](#) into its own subsection, 1.4.1.

Clarified which bits are set at the end of [Section 1.5](#).

In 1.7, added "That is, the version number is **not** changed from [RFC 4306](#)."

In 2.1, added wording about retransmissions needing to be identical.

In 2.2, added "or rekeyed" to "In the unlikely event that Message IDs grow too large to fit in 32 bits, the IKE SA MUST be closed"

In 2.2, moved the sentence "Rekeying an IKE SA resets the sequence numbers." up higher so it would be more likely to be seen. [Issue #15]

Moved the definition of "original initiator" from 2.8 into 2.2 because that is where it is first used.

In 2.4, added "fresh (i.e., not retransmitted)" to "If a cryptographically protected message has been received from the other side recently". Also added the sentence saying that liveness checks are sometimes call dead peer detection.

Removed the question to implementers about payload order in 2.5.

Changed the title of 2.6 to "IKE SA SPIs and Cookies". Also, in the paragraph that describes how to implement the responder, changed the lower-case "should" to "can" to emphasize that this is a choice.

Added the second paragraph in 2.6 to make it clear that the SPI is used for mapping.

In [section 2.6](#), upgraded "needs to choose them so as to be unique identifiers of an IKE_SA" to a MUST.

Added sentences at the end of 2.6 explaining why the initiator should limit the number of responses it sends out.

In 2.6.1, added the example of the shorter exchange; this is copied from [RFC 4718](#) but was dropped in early drafts of this document.

Added the paragraph to 2.7 that describes needing two proposals if you are having both normal ciphers and combined-mode ciphers. [Issue #20].

In [section 2.8](#), added "Note that, when rekeying, the new Child SA MAY have different traffic selectors and algorithms than the old one."

Added a note in 2.9 that PFKEY applies only to IKEv1. Also added that unknown traffic selector types are not returned in narrowed responses.

Added note in the first paragraph of Section 2.9.1 about decorrelated policies preventing the problem mentioned.

In 2.12, removed "In particular, it MUST forget the secrets used in the Diffie-Hellman calculation and any state that may persist in the state of a pseudo-random number generator that could be used to recompute the Diffie-Hellman secrets."

In 2.15, noted that the retry could happen multiple times for different reasons.

In [section 2.16](#), changed "This shared key generated during an IKE exchange" to "This key".

At the end of 2.19, added statement that FAILED_CP_REQUIRED is not fatal to the IKE SA.

Added the reference to ROHCv2 to the end of 2.22.

In 2.23, changed "can negotiate" to "will use". for UDP encapsulation. Added "or 4500" to "...MUST be sent from and to UDP port 500". Also removed the text about why not to do NAT-traversal over port 500 because we later say you can't do that anyway. [Issue

#27] Also removed the last paragraph, which obliquely pointed to MOBIKE. More will be added later on MOBIKE.

In 3.1, removed "and orderings of messages" from "Exchange type".
[Issue #29]

In 3.1, added "This bit changes to reflect who initiated the last rekey of the IKE SA." to the description of the Initiator bit.

In 3.3, added a long example of why you might use a Proposal structure because of combined-mode algorithms. [Issue #42]

In 3.3.2, changed "is unnecessary because the last Proposal could be identified from the length of the SA" to "is unnecessary because the last transform could be identified from the length of the proposal."

Added reference to AEAD to 3.3.2 and 3.3.3.

Added the reference to [RFC 2104](#) back for PRF_HMAC_TIGER in 3.3.2.
[Issue #33]

Added note at the bottom of 3.3.2 to see the IANA registry.

In 3.3.4, removed all the "this could happen in the future" stuff because it already happened.

Added a reference to email address internationalization to 3.5, making the address binary (not ASCII).

In the table in 3.6, made "Authority Revocation List (ARL) 8" and "X.509 Certificate - Attribute 10" unspecified.

In 3.7, changed the last sentence of the first paragraph to eliminate the non-protocol SHOULD.

In 3.13.1, added "(including protocol 0)" for the start port and end port.

In 3.14, updated the discussion of initialization modes to reflect that it is only about CBC, and that other specs have to specify their own IVs.

In 3.15.1, added a pointer to 3.15.3. In the entries for INTERNAL_IP4_SUBNET and INTERNAL_IP6_SUBNET, added a pointer to 3.15.2.

In 3.15.4, added "The IKE SA is still created even if the initial Child SA cannot be created because of this failure."

Changed "EAP exchange" to "EAP authentication" in 5.

Removed "In particular, these exponents MUST NOT be derived from

long-lived secrets like the seed to a pseudo-random generator that is not erased after use." from [section 5](#) because it is not possible in most implementations to do so.

Updated a bunch of reference to their newer versions.

Added "[V+]" to the end of the exchanges in C.4 and C.5.

Added two more response templates to [Appendix C.1](#). Added another response template in [Appendix C.2](#). Added two more responses in [Appendix C.4](#).

D.8. Changes from [draft-ietf-ipsecme-ikev2bis-01](#) to [draft-ietf-ipsecme-ikev2bis-02](#)

In [section 1.3.1](#), added "Failure of an attempt to create a CHILD SA SHOULD NOT tear down the IKE SA: there is no reason to lose the work done to set up the IKE SA. When an IKE SA is not created, the error message return SHOULD NOT be encrypted because the other party will not be able to authenticate that message." This may be changed again in the future. [Issue #9]

In [section 1.3.2](#), changed "The KEi payload SHOULD be included" to be "The KEi payload MUST be included". This also led to changes in [section 2.18](#). The square brackets around "g^{air} (new)" in the SKEYSEED calculation are eliminated, and the requirement language in the paragraph starting "The main rekeying" is changed from SHOULD to MUST. [Issue #50]

In [section 1.3.2](#), changed "The window size starts at 1 for any new IKE SA." to "The first IKE requests from both sides on the new IKE SA will have message ID 0. The old IKE SA retains its numbering, so any further requests (for example, to delete the IKE SA) will have consecutive numbering. The new IKE SA also has its window size reset to 1, and the initiator in this rekey exchange is the new "original initiator" of the new IKE SA." [Issue #65]

Added to [section 1.5](#): For a one-way INVALID_IKE_SPI notification for an unrecognized SPI, the responder SHOULD copy the Exchange Type from the request. [Issue #46]

In 2.1, at the end of the paragraph about retransmission timers, added "In order to allow saving memory, responders are allowed to forget response after a timeout of several minutes. If the responder receives a retransmitted request for which it has already forgotten the response, it MUST ignore the request (and not, for example, attempt constructing a new response)." [Issue #14]

In 2.6, added: "Also, incorporating Ni in the hash prevents an attacker from fetching one cookie from the other end, and then initiating many IKE_SA_INIT exchanges all with different initiator SPIs (and perhaps port numbers) so that the responder thinks that

there are lots of machines behind one NAT box who are all trying to connect." [Issue #19]

Added text for the new 2.8.2, and bumped the section number of the old 2.8.2 to 2.8.3. [Issue #22]

Added a reference to the end of 2.12 on key reuse.

Added to the end of the first paragraph in 2.19: Note, however, it is usual to only assign one IP address during the IKE_AUTH exchange. That address persists at least until the deletion of the IKE SA. [Issue #79]

Added the following to 2.23: An initiator can float to port 4500, regardless whether or not there is NAT, even at the beginning of IKE. When either side is using port 4500, sending with UDP encapsulation is not required, but understanding received packets with UDP encapsulation is required. UDP encapsulation MUST NOT be done on port 500. If NAT-T is supported (that is, if NAT_DETECTION_*_IP payloads were exchanged during IKE_SA_INIT), all devices MUST be able to receive and process both UDP encapsulated and non-UDP encapsulated packets at any time. Either side can decide whether or not to use UDP encapsulation irrespective of the choice made by the other side. However, if a NAT is detected, both devices MUST send UDP encapsulated packets. [Issue #40]

The second-to-last paragraph in [section 3.4](#) is changed to: The DH Group # identifies the Diffie-Hellman group in which the Key Exchange Data was computed (see [Section 3.3.2](#). This Group # MUST match a DH Group specified in a proposal in the SA payload that is sent in the same message, and SHOULD match the DH group in the first group in the first proposal, if such exists. If none of the proposals in that SA payload specifies a DH Group, the KE payload MUST NOT be present. If the selected proposal uses a different Diffie-Hellman group (other than NONE), the message MUST be rejected with a Notify payload of type INVALID_KEY_PAYLOAD. [Issue #30]

In 3.10.1, changed the definition of NO_PROPOSAL_CHOSEN, 14, to: None of the proposed crypto suites was acceptable. This can be sent in any case where the offered proposal (including but not limited to SA payload values, USE_TRANSPORT_MODE notify, IPCOMP_SUPPORTED notify) are not acceptable for the responder. This can also be used as "generic" Child SA error when Child SA cannot be created for some other reason. See also [Section 2.7](#). [Issue #81]

In the description of IVs in 3.14, reorganized the text a bit to emphasize when we are and are not talking about CBC. [Issue #68]

Added the following to [section 5](#) (Security Considerations): "The IKE_SA_INIT and IKE_AUTH exchanges happen before the initiator has been authenticated. As a result, an implementation of this protocol

needs to be completely robust when deployed on any insecure network. Implementation vulnerabilities, particularly denial-of-service attacks, can be exploited by unauthenticated peers. This issue is particularly worrisome because of the unlimited number of messages in EAP-based authentication." [Issue #62]

Added new [Appendix D](#), "Significant Changes from [RFC 4306](#)", as a placeholder for now. [Issue #3]

[D.9. Changes from \[draft-ietf-ipsecme-ikev2bis-01\]\(#\) to \[draft-ietf-ipsecme-ikev2bis-02\]\(#\)](#)

Near the end of 1.3, changed "If the guess turns out to be wrong, the responder will indicate the correct group in the response and the initiator SHOULD pick an element of that group for its KE value when retrying the first message." to "If the responder selects a proposal using a different Diffie-Hellman group (other than NONE), the responder will indicate the correct group in the response and the initiator SHOULD pick an element of that group for its KE value when retrying the first message." [Issue #6]

In the figures in 1.3.2, changed the diagrams from "HDR, SK {SA, Ni, [KEi]}" to "HDR, SK {SA, Ni, KEi}", and "HDR, SK {SA, Nr, [KEr]}" to "HDR, SK {SA, Nr, KEr}". This matches the text in the section, which was updated in the last revision. [Issue #50]

Reorganized the beginning of [section 2.3](#) and clarified some of the logic. [Issue #52]

Clarified the octets to be signed in setion 2.15. Changed

AUTH = prf(prf(Shared Secret,"Key Pad for IKEv2"), <msg octets>)

to

For the initiator:

AUTH = prf(prf(Shared Secret,"Key Pad for IKEv2"),
 <InitiatorSignedOctets>)

For the responder:

AUTH = prf(prf(Shared Secret,"Key Pad for IKEv2"),
 <ResponderSignedOctets>)

[Issue #72]

Changed the last bullet item in [section 2.23](#) to discuss MOBIKE in more detail. [Issue #41]

In [section 3.1](#), the bullet about bit 4, changed "must" to "MUST".

In [section 3.3.6](#), added two sentences at the end of the second paragraph to indicate that there is an exception for when the proposal is a DH group of NONE. [Issue #6]

D.10. Changes from [draft-ietf-ipsecme-ikev2bis-02](#) to [draft-ietf-ipsecme-ikev2bis-03](#)

In [section 2.4](#), change "The INITIAL_CONTACT notification, if sent, MUST be in the first IKE_AUTH request, not as a separate exchange afterwards; however, receiving parties need to deal with it in other requests." to "The INITIAL_CONTACT notification, if sent, MUST be in the first IKE_AUTH request or response, not as a separate exchange afterwards; receiving parties MAY ignore it in other messages."
[Issue #53]

Added to the security considerations: "Admission control is critical to the security of the protocol. For example, trust anchors used for identifying IKE peers should probably be different than those used for other forms of trust, such as those used to identify public web servers. Moreover, although IKE provides a great deal of leeway in defining the security policy for a trusted peer's identity, credentials, and the correlation between them, having such security policy defined explicitly is essential to a secure implementation."
[Issue #61]

Changed "[V+]" to "[V+][N+]" throughout [Appendix C](#). [Issue #63]

D.11. Changes from [draft-ietf-ipsecme-ikev2bis-03](#) to [draft-ietf-ipsecme-ikev2bis-04](#)

Throughout, removed the marks that showed where text from the Clarifications RFC was inserted, or where a "SHOULD" was demoted to weaker language.

In [section 1](#), added "IKEv2 was a change to the IKE protocol that was not backward compatible. In contrast, the current document not only provides a clarification of IKEv2, but makes minimum changes to the IKE protocol." [Issue #48]

In 1.5, added "The recipient of this notification cannot tell whether the SPI is for AH or ESP, but this is not important because the SPIs are supposed to be different for the two." [Issue #35]

In 1.5, added "(INVALID_MAJOR_VERSION is also a one-way message which is sent outside of an IKE SA, although it is sent as a response to the incoming IKE SA creation.)" [Issue #13]

In 1.7, added "This document removes the allowance for rejecting messages where the payloads were not in the "right" order; now implementations MUST NOT reject them. This is due to the lack of clarity where the orders for the payloads are described."

Added "The Message ID is reset to zero in the new IKE SA after the IKE SA is rekeyed" in the first paragraph of 2.2. [Issue #15]

In 2.5, changed "implementations MUST send the payloads defined in this specification in the order shown in the figures in [Section 2](#); implementations are explicitly allowed to reject as invalid a message with those payloads in any other order" to "implementations SHOULD send the payloads defined in this specification in the order shown in the figures in [Section 2](#); implementations MUST NOT reject as invalid a message with those payloads in any other order". [Issue #16]
[Issue #45]

In 2.9, added "Maintenance of a system's SPD is outside the scope of IKE (see [\[PFKEY\]](#) for an example programming interface, although it only applies to IKEv1), though some implementations might update their SPD in connection with the running of IKE (for an example scenario, see [Section 1.1.3](#))." This was actually done in -03 but not noted in the change notes. [Issue #64] [Issue #54]

In 2.18, added "using SPIi, SPIr, Ni, and Nr from the new exchange" to the last sentence.

In the last paragraph of 2.25, added "The SA that the initiator attempted to rekey is indicated by the SPI field in the Notify Payload, which is copied from the SPI field in the REVEY_SA notification."

Removed INTERNAL_IP6_NBNS from 3.15.1. [Issue #44]

Changed "The requested address is valid until there are no IKE_SAs between the peers" to "The requested address is valid as long as this IKE SA (or its rekeyed successors) requesting the address is valid." [Issue #43]

D.12. Changes from [draft-ietf-ipsecme-ikev2bis-04](#) to [draft-ietf-ipsecme-ikev2bis-05](#)

Added the following near the end of 1.2: "If the failure is related to creating the IKE SA (for example, AUTHENTICATION_FAILED), the IKE SA is not created. Note that although the IKE_AUTH messages are encrypted and integrity protected, if the peer receiving this notification has not yet authenticated the other end (or if the peer fails to authenticate the other end for some reason), the information needs to be treated with caution. More precisely, assuming that the MAC verifies correctly, the sender of the error indication is known to be the responder of the IKE_SA_INIT exchange, but the sender's identity cannot be assured." [Issue #9]

Added "[Section 2.21](#) also covers error messages in great detail" near the beginning of 1.4.

Added "[Section 2.21](#) has been greatly expanded to cover the different cases where error responses are needed and the appropriate responses to them" to the end of 1.7.

In 1.5, changed "There are two cases when such a one-way notification" to "There are two cases when a one-way notification". Also changed "notification" to "message" throughout this paragraph.

In 2.8, changed "Note that, when rekeying, the new Child SA MAY have different traffic selectors and algorithms than the old one." to "Note that, when rekeying, the new Child SA SHOULD NOT have different traffic selectors and algorithms than the old one.". [Issue #12]

[Section 2.21](#) was replaced and significantly expanded to cover many different error situations. [Issue #26]

Added 2.23.1, which covers how to handle NAT traversal when transport mode is requested. [Issue #28]

In 3.3.2, after the table for transform type 4, added "Although ESP and AH do not directly include a Diffie-Hellman exchange, a Diffie-Hellman group MAY be negotiated for the Child SA. This allows the peers to employ Diffie-Hellman in the CREATE_CHILD_SA exchange, providing perfect forward secrecy for the generated Child SA keys." [Issue #57]

In 3.5, added "The Peer Authorization Database (PAD) as described in [RFC 4301](#) [[IPSECARCH](#)] describes the use of the ID payload in IKEv2 and provides a formal model for the binding of identity to policy in addition to providing services that deal more specifically with the details of policy enforcement. The PAD is intended to provide a link between the SPD and the IKE security association management. See [Section 4.4.3 of RFC 4301](#) for more details." [Issue #58]

Added to the definition of "X.509 Certificate" in 3.6: "Note that with this encoding, if a chain of certificates needs to be sent, multiple CERT payloads are used, only the first of which holds the public key used to validate the sender's AUTH payload." [Issue #107].

In 3.14, added "When an authenticated encryption algorithm is used to protect the IKE SA, the construction of the encrypted payload is different than what is described here. See [[RFC5282](#)] for more information on authenticated encryption algorithms and their use in ESP."

Added the last two paragraphs of 3.15 (on CFG_REQUEST and CFG_REPLY, and CFG_SET and CFG_ACK). Removed all of 2.19.1 which contained the same material and a lot of material that was duplicated from other parts of the document. [Issue #108]

Added the following to 3.15.3: "Note that there is an additional document that discusses IPv6 configuration in IKEv2, [[IPv6CONFIG](#)]. At the present time, it is an experimental document, but there is a hope that with more implementation experience, it will gain the same

standards treatment as this document." [Issue #47 and Issue #60]

Reworded the acknowledgements to be more inclusive.

D.13. Changes from [draft-ietf-ipsecme-ikev2bis-05](#) to [draft-ietf-ipsecme-ikev2bis-06](#)

Many small editorial nits fixed.

Changed all the tables to only list the values that were defined in [RFC 4306](#). Removed reserved and private use ranges. Also, a pointer to the IANA registry is given repeatedly.

At the end of 1.3.1, added "See [Section 2.21](#) for a list of error messages that might occur if creating a Child SA fails."

In 1.3.2, made the response "HDR, SK {SA, Nr, KEr}", as it was supposed to be from earlier changes. [Issue #50]

In 1.3.2, added "Once a peer receives a request to rekey an IKE SA or sends a request to rekey an IKE SA, it SHOULD NOT start any new CREATE_CHILD_SA exchanges on the IKE SA that is being rekeyed."
[Issue #22]

In 1.3.2, removed "[[Note: this text may be changed in the future.]]"

Added "All of [Section 2.25](#) was added to explain how to act when there are timing collisions when deleting and/or rekeying SAs." to 1.7.
[Issue #22]

In 2.8, split the third paragraph into two paragraphs to make the different types of rekeying clearer. Also, changed "The old IKE SA is then deleted" to "After the new equivalent IKE SA is created, the initiator deletes the old IKE SA".

In 2.8, changed "The initiator MAY begin sending on an SA as soon as it processes the response" to "The initiator SHOULD begin sending on an SA as soon as it processes the response".

Completely revised and expanded the second paragraph of 2.8.2 ("The case where both..."). [Issue #22]

Changed the first parenthetical statement at the beginning of 2.15 to read "or MAC using a padded shared secret as the key, as described later in this section". Also, changed the formatting of the MAC calculation at the end of the section very slightly.

Also in 2.15, in the description of the signed octets, fixed two lines.

. . .

```
InitiatorIDPayload = PayloadHeader | RestOfIDPayload
RestOfInitIDPayload = IDType | RESERVED | InitIDData
. . .
```

becomes

```
. . .
InitiatorIDPayload = PayloadHeader | RestOfInitIDPayload
RestOfInitIDPayload = IDType | RESERVED | InitIDData
. . .
```

...and the same change for the responder.

In 2.23, removed the second-to-last bullet because it was accidentally left there when the last bullet was copied and expanded from it.

Added 2.25 and its subsections. [Issue #22]

Added to the end of 3.6: "Implementations MUST support the HTTP method for hash-and-URL lookup. The behavior of other URL methods is not currently specified, and such methods SHOULD NOT be used in the absence of a document specifying them." [Issue #117]

In 3.7, removed "10" from the list of acceptable types for the "Certification Authority" field. [Issue #120]

In 3.8, definition of RSA Digital Signature, added: "Implementations can use the certificates received from a given peer as a hint for selecting a mutually-understood hash function for the AUTH payload signature. Note, however, that the hash algorithm used in the AUTH payload signature doesn't have to be the same as any hash algorithm(s) used in the certificate(s)." [Issue #116]

In 3.10.1, added

TEMPORARY_FAILURE

See [section 2.25](#).

CHILD_SA_NOT_FOUND

See [section 2.25](#).

Also added these to the IANA considerations in [section 6](#). [Issue #22]

In 3.15, changed "Requestors MUST ignore returned attributes that they do not recognize" to "Unrecognized or unsupported attributes MUST be ignored in both requests and responses". This brings back some text that was removed a few iterations ago.

In 4, changed "If an implementation does support issuing such requests" to "If an implementation does support issuing such requests

and its policy requires using temporary IP addresses".

In 8 (Refereneces), changed the reference for AEAD from [RFC 5116](#) to [RFC 5282](#). Also added IKEV2IANA as a normative reference. Also changed the FTP URLs to the RFC Editor to HTTP references.

D.14. Changes from [draft-ietf-ipsecme-ikev2bis-06](#) to [draft-ietf-ipsecme-ikev2bis-07](#)

These changes were made during and after WG Last Call.

Many small editorial nits fixed.

In 1.2, added "(A man-in-the-middle who cannot complete the IKE_AUTH exchange can nonetheless see the identity of the initiator.)"

In the table in 1.2, added " (not a payload)" to "IKE Header" because the other items are, in fact, payloads. Also changed "E Encrypted" to "SK Encrypted and Authenticated".

Removed "When an IKE SA is not created, the error message return SHOULD NOT be encrypted because the other party will not be able to authenticate that message." from the end of 1.3.1. [Issue #127]

In 1.3.1, added "An IPCOMP_SUPPORTED notification, covered in [Section 2.22](#), can also be included in the exchange."

In 1.3.2, changed "New initiator and responder SPIs are supplied in the SPI fields of the SA payload." to "A new initiator SPI is supplied in the SPI field of the SA payload." Also added "A new responder SPI is supplied in the SPI field of the SA payload." a few paragraphs down.

In 1.3.3, changed the figure for the initiator from:

Initiator	Responder

HDR, SK {N, SA, Ni, [KEi], TSi, TSr}	-->

to:

Initiator	Responder

HDR, SK {N(REKEY_SA), SA, Ni, [KEi], TSi, TSr}	-->

Added to 1.4: "Note that some informational messages, not exchanges, can be sent outside the context of an IKE SA."

In 1.5, changed "it MAY send an informational message" to "it MAY indicate this with a Notify payload". Made a similar change in the

following paragraph.

In 1.5, changed "If the receiving node has an active IKE SA to the IP address from whence the packet came, it MAY send a notification of the wayward packet over that IKE SA in an INFORMATIONAL exchange. If it does not have such an IKE SA, it MAY indicate this with a Notify payload without cryptographic protection to the source IP address." to "If the receiving node does not have an active IKE SA to the IP address from whence the packet came, it MAY send a notification of the wayward packet with a Notify payload without cryptographic protection to the source IP address."

Fixed the boilerplate wording in 1.6.

Added and clarified materila in 1.7. Also added "Significant" to the title of the section because it cannot list all the differences.
[Issue #126]

In 2.1, changed "IKE is a reliable protocol, in the sense that the initiator MUST retransmit a request until either it receives a corresponding reply OR it deems the IKE security association to have failed and it discards all state associated with the IKE SA and any Child SAs negotiated using that IKE SA." to "IKE is a reliable protocol: the initiator MUST retransmit a request until either it receives a corresponding reply, or until it deems the IKE SA to have failed. In the latter case, the initiator discards all state associated with the IKE SA and any Child SAs that were negotiated using that IKE SA."

In 2.1, removed ", and the zero non-ESP marker" because it was confusing.

In 2.2, rearranged the paragraphs beginning "The Message ID is a 32-bit.." and "Throughout this document, "initiator"..."

In 2.5, changed "implementations SHOULD send the payloads defined in this specification in the order shown in the figures in [Section 2](#)" to "...the figures in Sections [1](#) and [2](#)".

In 2.6, changed "Also, incorporating Ni" to "Also, incorporating SPi".

In 2.6, removed the paragraph that started "In addition to cookies" because it was redundant with information in 2.7 that was stated better.

In 2.8, changed "It should do so if there has been no traffic since the last time the SA was rekeyed." to "It can also do so if ..."

In 2.8.1, changed NO_PROPOSAL_CHOSEN to CHILD_SA_NOT_FOUND in the paragraph that starts "To B, it looks like A is trying to rekey" and the artwork after it.

In 2.8.2, changed "In this case, when the peer that did not notice the simultaneous rekey gets the request to rekey the IKE SA that it has already successfully rekeyed, it MUST return TEMPORARY_FAILURE..." to "...it SHOULD return TEMPORARY_FAILURE...". [Issue #131]

In 2.9, changed "To enable the responder to choose the appropriate range in this case, if the initiator has requested the SA due to a data packet, the initiator SHOULD include as the first traffic selector in each of TS_i and TS_r a very specific traffic selector including the addresses in the packet triggering the request" to "If the initiator requests an SA because it wants to send a data packet, including the specific addresses in the packet triggering the request in the first traffic selector in both TS_i and TS_r enables the responder to choose the appropriate range".

In 2.9, removed "Such misconfigurations should be recorded in error logs." [Issue #125]

In 2.9, changed the end of the paragraph that starts "It is possible for the responder's policy..." to actually match the scenario, which is not a triggering packet.

In 2.9, changed the "192.0.1" example network to "198.51.100" and removed the parenthetical comment about the old ones. Did the same change in 3.15.2 and 5.1.

Rewrote parts of 2.13 to make it clearer when general functions and specific functions were being discussed. Also cleaned up inconsistent use of "prf" and "PRF" throughout the document.

In 2.18, added "to generate SKEYSEED" to the end of "The old and new IKE SA...", and added "and using the new IKE SA's PRF" to the end of the last paragraph. [Issue #121]

At the end of 2.19, removed some redundancy and split the final paragraph into two.

In 2.21.2, removed "NOTE FOR WG DISCUSSION: Having other payloads in the message is allowed but there are none suggested. One WG member mentioned the possibility of adding a DELETE payload when the error is sent in a separate INFORMATIONAL exchange. Do we want to allow such additional payloads that have operational semantics?"

In 2.23, changed "float to" to "use".

In 2.23, changed "In the case of a mismatching NAT_DETECTION_SOURCE_IP hash, the recipient MAY reject the connection attempt if NAT traversal is not supported." to "In the case there is a mismatch of the NAT_DETECTION_SOURCE_IP hash with all of the NAT_DETECTION_SOURCE_IP payloads received, the recipient MAY reject

the connection attempt if NAT traversal is not supported." Also removed the bullet that started "If the NAT_DETECTION_DESTINATION_IP payload received does not match the hash of the destination IP" because it was already covered above.

In 2.23, removed "so this method MUST NOT be used when MOBIKE is used" but left in the reference to [section 3.8](#) in MOBIKE so that readers can see what is and is not allowed.

In 2.23.1, in the first bullet for the responder in transport mode, changed "Store the original traffic selector IP addresses as received source and destination address in case we need to undo address substitution." to "Store the original traffic selector IP addresses as received source and destination address, both in case we need to undo address substitution, and to use as the "real source and destination address" specified by [[UDPENCAPS](#)], and for TCP/UDP checksum fixup."

In 2.25, changed: "A peer that receives a CHILD_SA_NOT_FOUND notification SHOULD silently delete the Child SA and send a request to create a new Child SA from scratch." to "A peer that receives a CHILD_SA_NOT_FOUND notification SHOULD silently delete the Child SA (if it still exists) and send a request to create a new Child SA from scratch (if the Child SA does not yet exist)."

In the flags description in 3.1, replaced "The bits are defined LSB first, so bit 0 would be the least significant bit of the Flags octet. " with "The bits are as follows:

```
+--+--+--+--+--+--+--+
|X|X|R|V|I|X|X|X|
+--+--+--+--+--+--+--+
```

Also added: ""X" bits MUST be cleared when sending and MUST be ignored on receipt." Then removed the bit positions from the description.

In 3.1, added "See [Section 2.5](#) for more information on this bit" to the end of the Critical bit description.

In 3.2, changed "E Encrypted" to "SK Encrypted and Authenticated".

In 3.3, fourth paragraph, changed "Combined-mode ciphers include both integrity and encryption in a single encryption algorithm, and are not allowed to be offered with a separate integrity algorithm other than "none"." to "Combined-mode ciphers include both integrity and encryption in a single encryption algorithm, and MUST either offer no integrity algorithm or a single integrity algorithm of "none", with no integrity algorithm being the RECOMMENDED method." Also, removed "If an algorithm that combines encryption and integrity protection is proposed, it MUST be proposed as an encryption algorithm and an

integrity protection algorithm MUST NOT be proposed" from the following paragraph. [Issue #122]

In 3.3.6, moved the last sentence from the second paragraph and moved it to third paragraph. It now reads "If one of the proposals offered is for the Diffie-Hellman group of NONE, the responder MUST ignore the initiator's KE payload and omit the KE payload from the response."

In 3.4, added "See also [Section 1.2](#) and [Section 2.7](#)."

In 3.6, changed "Certificate payloads SHOULD be included in an exchange if certificates are available to the sender unless the peer has indicated an ability to retrieve this information from elsewhere using an HTTP_CERT_LOOKUP_SUPPORTED Notify payload." to "Certificate payloads SHOULD be included in an exchange if certificates are available to the sender. The Hash and URL formats of the Certificate payloads should be used in case the peer has indicated an ability to retrieve this information from elsewhere using an HTTP_CERT_LOOKUP_SUPPORTED Notify payload."

In 3.10.1, added "More information on error handling can be found in [Section 2.21](#)."

Added TEMPORARY_FAILURE and CHILD_SA_NOT_FOUND to the table in 3.10.1.

Replaced the Start Port and End Port discussions in 3.13.1 with ones that describe the ICMP and ICMPv6 in more detail. Also replaced the two paragraphs starting "The traffic selector types 7..." and "Traffic selectors can use" with "The traffic selector types 7 and 8 can also refer to ICMP or ICMPv6 type and code fields, as well as MH Type fields for the IPv6 mobility header [[MIPv6](#)]. Note, however, that neither ICMP nor MIPv6 packets have separate source and destination fields. The method for specifying the traffic selectors for ICMP and MIPv6 is shown by example in Section 4.4.1.3 of [[IPSECARCH](#)]" . [Issue #129]

In 3.15.1, made the table heading "Multi-Valued" instead of "Valued".

In 3.15.1, added "(except INTERNAL_ADDRESS_EXPIRY and INTERNAL_IP6_NBNS which were removed by this document)" to the bullet point for "Value" because those two were removed from the table.

Added new paragraph at the end of 3.15.4 to suggest what the initiator should do if they don't get enough addresses. [Issue #124]

In 5, changed "An implementation using EAP MUST also use strong authentication" back to "An implementation using EAP MUST also use a public-key-based authentication" so as not to change mandatory requirements from [RFC 4306](#).

Added to [section 6](#): "Two items are removed from the IKEv2 Configuration Payload Attribute Types table: INTERNAL_IP6_NBNS and INTERNAL_ADDRESS_EXPIRY."

Removed [Appendix C](#), "Significant Changes from [RFC 4306](#)", because this information is actually going in [section 1.7](#).

In C.5, changed the figure from:

```
request          --> SA, Ni, [KEi]
                  [V+][N+]
```

```
response         <-- SA, Nr, [KEr]
                  [V+][N+]
```

to

```
request          --> SA, Ni, KEi
                  [V+][N+]
```

```
response         <-- SA, Nr, KEr
                  [V+][N+]
```

[D.15](#). Changes from [draft-ietf-ipsecme-ikev2bis-07](#) to [draft-ietf-ipsecme-ikev2bis-08](#)

Lots more small editorial issues fixed.

These changes were made after WG Last Call, mostly to close out open issues.

In 1.2, changed "The recipients of messages 3 and 4 MUST verify that all signatures and MACs are computed correctly and that the names in the ID payloads correspond to the keys used to generate the AUTH payload." to "The recipients of messages 3 and 4 MUST verify that all signatures and MACs are computed correctly. If either side uses a shared secret for authentication, the names in the ID payload MUST correspond to the key used to generate the AUTH payload."

In 1.3, added "This notify can also be used to reject IKE SA rekey" to the discussion of sending the NO_ADDITIONAL_SAS notification. [Issue #132]

In 1.3.2, added a pointer to 2.18; vice versa.

Added to 1.3.3: "The notifications described in [Section 1.3.1](#) may also be sent in a rekeying exchange. Usually these will be the same notifications that were used in the original exchange; for example, when rekeying a transport mode SA, the USE_TRANSPORT_MODE notification will be used." [Issue #133]

In 1.4.1, replaced the last paragraph ("Half-closed ESP or AH

connections...) with two paragraphs that clarify deleting IKE SAs as compared to half-closed ESP or AH connections.

In 1.5, changed "If the receiving node does not have an active IKE SA to the IP address from whence the packet came, it" to "The receiving node".

In 1.5, replaced the last three paragraphs ("There are two cases...", "In case of INVALID_IKE_SPI...", and "In case of INVALID_SPI...") with a more detailed description. [Issue #143]

In 1.7, added "[Section 2.23](#) clarified that, in NAT traversal, now both UDP encapsulated IPsec packets and non-UDP encapsulated IPsec packets need to be understood when receiving."

Added a new paragraph at the end of 2.1 ("The retransmission policy for one-way messages is somewhat different..."). [Issue #147]

Replaced the first paragraph in 2.6 with a shorter one, and moved the historical material to the end of the section. [Issue #148]

In 2.6.1, removed "SAi1 and" from "For instance, if the responder includes the SAi1 and KEi payloads in cookie calculation..." [Issue #134]

In 2.7, moved the paragraph that begins "Because the initiator sends its Diffie-Hellman value in the IKE_SA_INIT" to 1.2. [Issue #144]

In 2.8, replaced "MAY send a dummy message on a newly created SA" with "MAY send a dummy ESP message on a newly created ESP SA". [Issue #154]

In 2.8, changed "...it has received a cryptographically valid message on the new SA..." to "...it has received a cryptographically valid message on the other half of the SA pair...". [Issue #149]

In 2.8.2, changed "The new IKE SA containing the lowest nonce inherits the Child SAs" to "The new IKE SA containing the lowest nonce SHOULD be deleted by the node that created it, and the other surviving new IKE SA MUST inherit all the Child SAs". [Issue #135]

In 2.8.2, added "In addition to normal simultaneous rekeying cases, there is a special case where one peer finishes its rekey before it even notices that other peer is doing a rekey." [Issue #171]

In 2.8.2, added "Support of the TEMPORARY_FAILURE notification is not negotiated, so older peers may receive these notifications. In that case, they will treat it the same as any other unknown error notification, and will stop the exchange. Because the other peer has already rekeyed the exchange, doing so does not have any ill effects." [Issue #150]

In 2.9, reverted to using a SHOULD for trigger packets. Replaced "If the initiator requests an SA because it wants to send a data packet, including the specific addresses in the packet triggering the request in the first traffic selector in both TS_i and TS_r enables the responder to choose the appropriate range" with "To enable the responder to choose the appropriate range in this case, if the initiator has requested the SA due to a data packet, the initiator SHOULD include as the first traffic selector in each of TS_i and TS_r a very specific traffic selector including the addresses in the packet triggering the request." [Issue #155]

In 2.14, changed "only the first 64 bits of N_i and the first 64 bits of N_r are used in the calculation" to "only the first 64 bits of N_i and the first 64 bits of N_r are used in calculating SKEYSEED, but all the bits are used for input to the prf+ function". [Issue #138]

Added to the end of 2.15: "There are two types of EAP authentication (described in [Section 2.16](#)), and each type uses different values in the AUTH computations shown above. If the EAP method is key-generating, substitute MSK for the Shared Secret in the computation. For non-key-generating methods, substitute SK_{pi} and SK_{pr}, respectively, for the Shared Secret in the two AUTH computations." [Issue #151]

In 2.16, changed "the authenticated identity has to be sent" to "the authenticated identity, if different from that in the ID_i payload, has to be sent". [Issue #174]

In 2.17, significantly changed the discussion of the order in which keying material is taken from KEYMAT. The result is the same, but the description is quite different, and now also refers to ROHC. [Issue #139]

In 2.21, changed "Only authentication failures (AUTHENTICATION_FAILED)..." to "Only authentication failures (AUTHENTICATION_FAILED and EAP failure)..." Also added "If the exchange is terminated with EAP Failure, an AUTHENTICATION_FAILED notification is not sent." [Issue #152 and #160]

In 2.21.2, removed INVALID_SELECTORS from the list of things that are returned from the piggybacked exchanges. [Issue #166]

In 2.23, changed "In the case of NAT traversal, the Traffic Selectors MUST contain exactly one IP address, which is then used as the original IP address" to "In the case of transport mode NAT traversal, the traffic selectors MUST contain exactly one IP address, which is then used as the original IP address". [Issue #136]

In 2.23, completely replaced the paragraph that begins "An initiator can use port 4500". [Issue #146]

In 2.23, changed "In addition, firewalls may be configured to pass IPsec traffic over UDP but not ESP/AH or vice versa." to "In addition, firewalls may be configured to pass UDP-encapsulated IPsec traffic but not plain, unencapsulated ESP/AH or vice versa".

In 2.23, changed "SPIs, source IP address, and port" to "SPIs, source or recipient IP address respectively, and port". [Issue #162].

In 2.23, completely replaced the last paragraph ("There are cases where a NAT box..."). [Issue #175]

In 2.23.1, changed "When the client starts creating the IKEv2 SA and Child SA for sending traffic to the server, it has a triggering packet with source IP address of IP1, and a destination IP address of IPN2" to "...it may have a triggering packet...". Changed "The first traffic selector of TS*i* and TS*r* SHOULD have very specific traffic selectors including protocol and port numbers from the packet triggering the request" to "...SHOULD have very specific traffic selectors including protocol and port numbers, such as from the packet...". The same change is made in the third bullet of the client list near the end of the section. [Issue #173]

At the beginning of the second paragraph of 3.1, changed "The Recipient SPI" to the "The responder's SPI".

In 3.1, changed "Payloads are processed in the order in which they appear in an IKE message by invoking the appropriate processing routine according to the "Next Payload" field in the IKE header and subsequently according to the "Next Payload" field in the IKE payload itself until a "Next Payload" field of zero indicates that no payloads follow" to "Payloads are identified in the order in which they appear in an IKE message by looking in the "Next Payload" field in the IKE header, and subsequently according to the "Next Payload" field in the IKE payload itself until a "Next Payload" field of zero indicates that no payloads follow". [Issue #159]

In 3.1, added "including multiple sessions per peer" to the end of the second paragraph.

In 3.2, changed "In the header of an Encrypted payload, the Next Payload field is set to the payload type of the first contained payload (instead of 0)" to "In the header of an Encrypted payload, the Next Payload field is set to the payload type of the first contained payload (instead of 0); conversely, the Next Payload field of the last contained payload is set to zero." [Issue #164]

In 3.3, changed the example of the two proposals and added a worked-out figure for them. [Issue #157]

In 3.3.2, changed PRF_HMAC_TIGER to UNSPECIFIED.

In 3.3.5, added "unless that length exceeds two bytes" to the end of

"Attributes described as fixed length MUST NOT be encoded using the variable-length encoding". [Issue #167]

In 3.3.6, changed "The initiator of an exchange MUST check that the accepted offer is consistent with one of its proposals, and if not that response MUST be rejected" to "The initiator of an exchange MUST check that the accepted offer is consistent with one of its proposals, and if not MUST terminate the exchange".

In 3.3.6, changed "Similarly, if the responder receives a transform that contains a Transform Attribute it does not understand..." to "Similarly, if the responder receives a transform that it does not understand, or one that contains a Transform Attribute it does not understand...".

In 3.4, changed "The length of the Diffie-Hellman public value MUST be equal to the length of the prime modulus over which the exponentiation was performed, prepending zero bits to the value if necessary" to "The length of the the Diffie-Hellman public value for MODP groups..." (because it is not true for elliptic curve groups).

In 3.5, changed "IPv6-only implementations MAY be configurable to send only ID_IPV6_ADDR" to "IPv6-only implementations MAY be configurable to send ID_IPV6_ADDR instead of ID_IPV6_ADDR for IP addresses."

In 3.6, replaced "Use the following ASN.1 definition for an X.509 bundle" by "The "Hash and URL of a bundle" type uses the following ASN.1 definition for the X.509 bundle".

In 3.7, removed "If multiple CAs are trusted and the certificate encoding does not allow a list, then multiple Certificate Request payloads would need to be transmitted".

In 3.14, added "This payload is also called the "Encrypted and Authenticated" payload."

In 3.16, removed the table of EAP types and replaced it with "Note that since IKE passes an indication of initiator identity in message 3 of the protocol, the responder SHOULD NOT send EAP Identity requests (type 1). The initiator MAY, however, respond to such requests if it receives them." [Issue #153]

In 3.16, removed "In other messages, this field MAY be set to any value" from the bullet defining Identifier. [Issue #168]

In 4, changed "Ability to support various types of legacy authentication" to "Ability to support EAP-based authentication".

In [section 4](#), removed two sentences ("A minimal IPv4 responder implementation..." and "A minimal IPv4 initiator...") because they were redundant with the preceding text but also used new terms that

were not defined. [Issue #172]

In 5, removed "or overrun of either endpoint". [Issue #169]

In 6, added that IANA should change "46 Encrypted E" to "46 Encrypted SK".

In 8.2, updated the pointer for IPV6CONFIG to [RFC 5739](#).

D.16. Changes from [draft-ietf-ipsecme-ikev2bis-08](#) to [draft-ietf-ipsecme-ikev2bis-09](#)

These changes came during IETF Last Call.

Fixed more minor editorial nits.

Throughout, changed "#" in the name of variables to "Num" or "Number" because "#" is US-centric and confusing.

Throughout, changed "denial of service" to "DoS" after the first definition to be consistent.

In many places, changed "message 3" to "the first message in the IKE_AUTH exchange".

In 1, changed 'The pair is called an "exchange"' to 'The pair is called an "exchange", and is sometimes called "request/response"'. Then changed most of the rest of "request/response" to "exchange" throughout the document.

In 1, changed "We call the first messages establishing an IKE SA IKE_SA_INIT and IKE_AUTH exchanges and subsequent IKE exchanges CREATE_CHILD_SA or INFORMATIONAL exchanges" to "The first exchange of messages establishing an IKE SA are called the IKE_SA_INIT and IKE_AUTH exchanges; subsequent IKE exchanges are called the CREATE_CHILD_SA or INFORMATIONAL exchanges".

In 1.2, added "see [Section 2.13](#) and [Section 2.14](#) for details on the key derivation".

In 1.2, copied text from 2.2 to describe what a Message ID is before we start talking about it.

In 1.2, added "The traffic selectors (TSi and TSr) are discussed in [Section 2.9](#)" because it was ignored in the section.

In 1.2, changed "The recipients of messages 3 and 4 MUST verify..." to "Both parties in the IKE_SA_INIT exchange MUST verify...".

In 1.2, changed "The list of responses..." to "Notify message types...".

In 1.2, changed "If the failure is related to creating the IKE SA (for example, AUTHENTICATION_FAILED)" to "If the failure is related to creating the IKE SA (for example, an AUTHENTICATION_FAILED Notify error message is returned)".

In 1.2, changed "the sender of the error indication" to "the sender of the error Notify message".

In 1.3, removed the paragraph starting "All messages following..." because it is a duplicate from 1.2.

In 1.3, changed "this notify" to "this notification".

In 1.3, removed "The CREATE_CHILD_SA is also used for rekeying IKE SAs and Child SAs" because it is redundant with the first sentence of the section.

In 1.3.1, changed "Failure of an attempt" to "A failed attempt".

In 1.5, added "these flags are described in [Section 3.1](#)" because they had not been defined yet.

In 2.2, added "Retransmission of a message MUST use the same Message ID as the original message."

At the end of 2.3, changed "is optional" to "is OPTIONAL".

In 2.4, changed "Every implementation MUST be capable of responding to an INFORMATIONAL exchange, but a minimal implementation MAY respond to any INFORMATIONAL message with an empty INFORMATIONAL response" to "Every implementation MUST be capable of responding to an INFORMATIONAL exchange, but a minimal implementation MAY respond to any request in the INFORMATIONAL exchange with an empty response".

In 2.4, changed "An implementation MUST NOT continue sending on any SA if some failure prevents it from receiving on all of the associated SAs" to "An implementation needs to stop sending on any SA..." because there is no way for the implementation to know if "some failure" has occurred.

In 2.4, changed "If Child SAs can fail independently from one another without the associated IKE SA being able to send a delete message, then they MUST be negotiated by separate IKE SAs" to "If a system creates Child SAs that can fail independently from one another without the associated IKE SA being able to send a delete message, then the system MUST negotiate such Child SAs using separate IKE SAs". [Issue #181]

In 2.6, changed "will cause two packets:" to "will cause two packets to be sent:".

In 2.6, added "possibly using exponential back-off" to the discussion

of limiting the number of cookies it sends.

Moved the paragraph that starts "When the IKE_SA_INIT exchange does not result" from 2.7 to 2.6. Also changed "the responder's SPI will be zero" to "the responder's SPI will be zero also in the response message".

In 2.8.1, removed "lexicographical" because it was undefined and unnecessary.

In 2.8.2, last paragraph: Change the beginning of the sentence and changed "older peers may receive these notifications" to "older peers that implement [RFC 4306](#) but not this document may receive these notifications".

Fixed the first two paragraphs of 2.9 to talk about PFKEY in the correct context.

In 2.9, changed "reject the request with a status of SINGLE_PAIR_REQUIRED" with "reject the request with a SINGLE_PAIR_REQUIRED Notify message".

In 2.13, changed "The preferred key size is used as the length of SK_d, SK_pi, and SK_pr" to "The preferred key size MUST be used as the length of SK_d, SK_pi, and SK_pr".

In 2.14, changed "The lengths of SK_d, SK_pi, and SK_pr are the preferred key length of the agreed-to PRF" to "The lengths of SK_d, SK_pi, and SK_pr MUST be the preferred key length of the agreed-to PRF".

In 2.15, moved "In the above calculation, IDi' and IDr' are the entire ID payloads excluding the fixed header" earlier and removed redundant definitions.

In 2.16, added "(Note that the AUTH payload is required for non-EAP authentication, and is thus not marked as optional in the rest of this document.)"

In 2.17, added a reference to [[ROHCV2](#)].

In 2.20, removed "to prevent trolling" because it is not a widely-known term.

In 2.21.2, added "using the Vendor ID payload" to the last sentence.

In 2.23, clarified the paragraph that starts "An initiator can use..." in many places, saying that it is UDP encapsulated ESP.

In the bulleted list in 2.23 that lists what implementations that support NAT traversal must do, removed "IKE MUST listen on port 4500 as well as port 500. IKE MUST respond to the IP address and port

from which packets arrived". That requirement applies to all IKE implementations.

In 2.23, changed "these payloads" to "the NAT_DETECTION_SOURCE_IP or NAT_DETECTION_DESTINATION_IP payloads".

Throughout subsections of 3, added ", unsigned integer" in definitions of multi-octet items such as Message ID and Payload Length.

In 3.1, added "(with one exception; see [Section 2.21.2](#))" to the discussion of the Response flag.

In 3.3.1, changed "the SPI is obtained from outer header" to "the SPI is obtained from outer IP header".

In 3.3.6, changed "If one of the proposals offered is for the Diffie-Hellman group of NONE, the responder MUST ignore the initiator's KE payload and omit the KE payload from the response" to "If one of the proposals offered is for the Diffie-Hellman group of NONE, and the responder selects that Diffie-Hellman group, then it MUST ignore the initiator's KE payload and omit the KE payload from the response". [Issue #176]

In 3.5, changed "[X.501]" and "[X.509]" to "[[PKIX](#)]". Also removed those two now-unneeded references. [Issue #183]

In 3.5, changed "IPv6-only implementations MAY be configurable to send only ID_IPV6_ADDR instead of ID_IPV6_ADDR for IP addresses" to "IPv6-only implementations MAY be configurable to send only ID_IPV6_ADDR instead of ID_IPV4_ADDR for IP addresses".

In 3.5, changed "and MUST be configurable to accept all of these types" to "and MUST be configurable to accept all of these four types". [Issue #186]

In 3.6, changed "MUST be capable of being configured to send and accept the two Hash and URL formats (with HTTP URLs)" to "MUST be capable of being configured to send and accept the Hash and URL format (with HTTP URLs)" because there is only one format.

At the beginning of 3.16, changed "The full set of acceptable values for the payload is defined elsewhere, but a short summary of [RFC 3748](#) is included here to make this document stand alone in the common cases" to "When using EAP, an appropriate EAP method needs to be selected. Many of these methods have been defined, specifying the protocol's use with various authentication mechanisms. EAP method types are listed in [[EAP-IANA](#)]. A short summary of the EAP format is included here for clarity.". Also added the reference to [[EAP-IANA](#)] to the informative references. [Issue #187]

In 4, changed "There are a series of optional features that can

easily be ignored by a particular implementation if it does not support that feature. Those features include:" to "The following are some of the features that can be omitted in a minimal implementation:".

In the references, moved [[AEAD](#)] from informative to normative.

In [Appendix B](#), changed "The strength supplied by group one may not be sufficient for the mandatory-to-implement encryption algorithm and is here for historic reasons" to "The strength supplied by group 1 may not be sufficient for typical uses and is here for historic reasons".

Authors' Addresses

Charlie Kaufman
Microsoft
1 Microsoft Way
Redmond, WA 98052
US

Phone: 1-425-707-3335
Email: charliek@microsoft.com

Paul Hoffman
VPN Consortium
127 Segre Place
Santa Cruz, CA 95060
US

Phone: 1-831-426-9827
Email: paul.hoffman@vpnc.org

Yoav Nir
Check Point Software Technologies Ltd.
5 Hasolelim St.
Tel Aviv 67897
Israel

Email: ynir@checkpoint.com

Pasi Eronen
Nokia Research Center
P.O. Box 407
FIN-00045 Nokia Group
Finland

Email: pasi.eronen@nokia.com