

Network Working Group D.
Farinacci
Internet-Draft
lispers.net
Intended status: Experimental D.
Meyer
Expires: September 15, 2016
Brocade

Snijders J.

Communications NTT

2016 March 14,

**LISP Canonical Address Format (LCAF)
draft-ietf-lisp-lcaf-12**

Abstract

This draft defines a canonical address format encoding used in LISP control messages and in the encoding of lookup keys for the LISP Mapping Database System.

Status of This Memo

This Internet-Draft is submitted in full conformance with the provisions of [BCP 78](#) and [BCP 79](#).

Internet-Drafts are working documents of the Internet Engineering Task Force (IETF). Note that other groups may also distribute working documents as Internet-Drafts. The list of current Internet-Drafts is at <http://datatracker.ietf.org/drafts/current/>.

Internet-Drafts are draft documents valid for a maximum of six months and may be updated, replaced, or obsoleted by other documents at any time. It is inappropriate to use Internet-Drafts as reference material or to cite them other than as "work in progress."

This Internet-Draft will expire on September 15, 2016.

Copyright Notice

Copyright (c) 2016 IETF Trust and the persons identified as the document authors. All rights reserved.

This document is subject to [BCP 78](#) and the IETF Trust's Legal Provisions Relating to IETF Documents (<http://trustee.ietf.org/license-info>) in effect on the date of publication of this document. Please review these documents carefully, as they describe your rights and restrictions with respect to this document. Code Components extracted from this document must include Simplified BSD License text as described in [Section 4.e](#) of

the Trust Legal Provisions and are provided without warranty as described in the Simplified BSD License.

Table of Contents

1. Introduction 3
2. Definition of Terms 4
3. LISP Canonical Address Format Encodings 4
4. LISP Canonical Address Applications 7
4.1. Segmentation using LISP 7
4.2. Carrying AS Numbers in the Mapping Database 8
4.3. Assigning Geo Coordinates to Locator Addresses 9
4.4. NAT Traversal Scenarios 12
4.5. Multicast Group Membership Information 14
4.6. Traffic Engineering using Re-encapsulating Tunnels 15
4.7. Storing Security Data in the Mapping Database 17
4.8. Source/Destination 2-Tuple Lookups 18
4.9. Replication List Entries for Multicast Forwarding 20
4.10. Applications for AFI List Type 21
4.10.1. Binding IPv4 and IPv6 Addresses 21
4.10.2. Layer-2 VPNs 22
4.10.3. ASCII Names in the Mapping Database 23
4.10.4. Using Recursive LISP Canonical Address Encodings 24
4.10.5. Compatibility Mode Use Case 25
5. Experimental LISP Canonical Address Applications 26
5.1. Convey Application Specific Data 26
5.2. Generic Database Mapping Lookups 27
5.3. PETR Admission Control Functionality 29
5.4. Data Model Encoding

30	5.5.	Encoding Key/Value Address Pairs
31	5.6.	Multiple Data-Planes
32	6.	Security Considerations
34	7.	IANA Considerations
34	8.	References
35	8.1.	Normative References
35	8.2.	Informative References
36	Appendix A.	Acknowledgments
37	Appendix B.	Document Change Log
38	B.1.	Changes to draft-ietf-lisp-lcaf-12.txt
38	B.2.	Changes to draft-ietf-lisp-lcaf-11.txt
38	B.3.	Changes to draft-ietf-lisp-lcaf-10.txt
38	B.4.	Changes to draft-ietf-lisp-lcaf-09.txt
38	B.5.	Changes to draft-ietf-lisp-lcaf-08.txt
39	B.6.	Changes to draft-ietf-lisp-lcaf-07.txt
39	B.7.	Changes to draft-ietf-lisp-lcaf-06.txt
39	B.8.	Changes to draft-ietf-lisp-lcaf-05.txt
39	B.9.	Changes to draft-ietf-lisp-lcaf-04.txt
39	B.10.	Changes to draft-ietf-lisp-lcaf-03.txt

[B.11](#). Changes to [draft-ietf-lisp-lcaf-02.txt](#)
40

[B.12](#). Changes to [draft-ietf-lisp-lcaf-01.txt](#)
40

[B.13](#). Changes to [draft-ietf-lisp-lcaf-00.txt](#)
40

Authors' Addresses
40

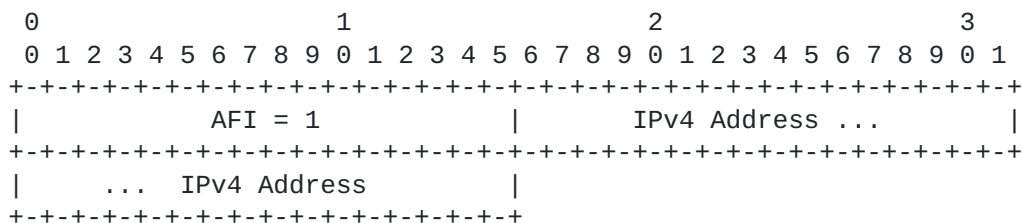
1. Introduction

The LISP architecture and protocols [[RFC6830](#)] introduces two new numbering spaces, Endpoint Identifiers (EIDs) and Routing Locators (RLOCs) which are intended to replace most use of IP addresses on the

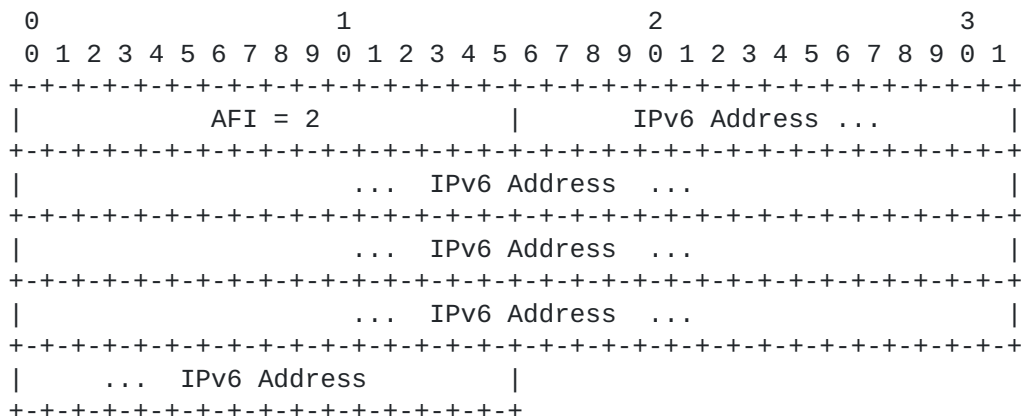
Internet. To provide flexibility for current and future applications, these values can be encoded in LISP control messages using a general syntax that includes Address Family Identifier (AFI), length, and value fields.

Currently defined AFIs include IPv4 and IPv6 addresses, which are formatted according to code-points assigned in [[AFI](#)] as follows:

IPv4 Encoded Address:



IPv6 Encoded Address:



This document describes the currently-defined AFIs the LISP protocol uses along with their encodings and introduces the LISP Canonical

Address Format (LCAF) that can be used to define the LISP-specific encodings for arbitrary AFI values.

Farinacci, et al.
3]

Expires September 15, 2016

[Page

2. Definition of Terms

Address Family Identifier (AFI): a term used to describe an address encoding in a packet. An address family currently defined for IPv4 or IPv6 addresses. See [AFI] and [RFC1700] for details.

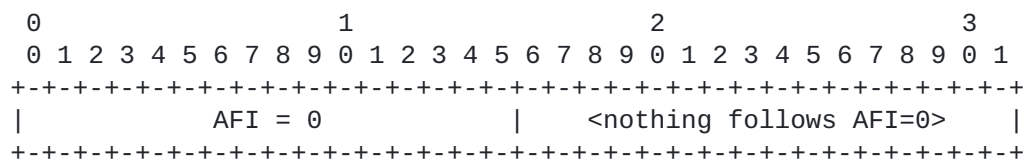
The

reserved AFI value of 0 is used in this specification to indicate an unspecified encoded address where the the length of the

address

is 0 bytes following the 16-bit AFI value of 0.

Unspecified Address Format:



Endpoint ID (EID): a 32-bit (for IPv4) or 128-bit (for IPv6) value used in the source and destination address fields of the first (most inner) LISP header of a packet. The host obtains a destination EID the same way it obtains a destination address today, for example through a DNS lookup or SIP exchange. The source EID is obtained via existing mechanisms used to set a host's "local" IP address. An EID is allocated to a host from an EID-prefix block associated with the site where the host is located. An EID can be used by a host to refer to other hosts.

Routing Locator (RLOC): the IPv4 or IPv6 address of an egress tunnel router (ETR). It is the output of a EID-to-RLOC mapping lookup. An EID maps to one or more RLOCs. Typically, RLOCs are numbered from topologically aggregatable blocks that are assigned to a site at each point to which it attaches to the global Internet; where the topology is defined by the connectivity of provider networks, RLOCs can be thought of as PA addresses. Multiple RLOCs can be assigned to the same ETR device or to multiple ETR devices at a site.

3. LISP Canonical Address Format Encodings

IANA has assigned AFI value 16387 (0x4003) to the LISP architecture and protocols. This specification defines the encoding format of the

LISP Canonical Address (LCA). This section defines both experimental

types as well as types that reside in the registry that have corresponding working group drafts. See IANA Considerations section for a list of types that will reside in the LISP-LCAF Registry.

The Address Family AFI definitions from [AFI] only allocate code-points for the AFI value itself. The length of the address or

entity

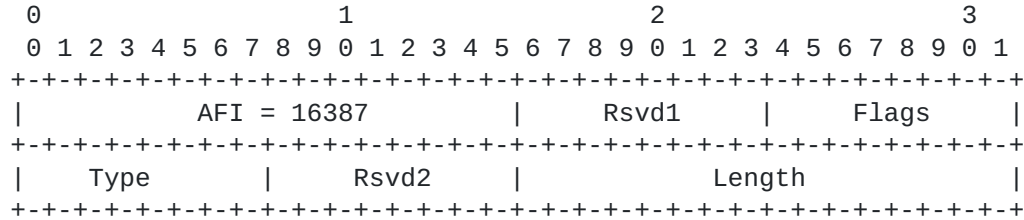
Farinacci, et al.
4]

Expires September 15, 2016

[Page

that follows is not defined and is implied based on conventional experience. Where the LISP protocol uses LISP Canonical Addresses specifically, the address length definitions will be in this specification and take precedent over any other specification.

The first 6 bytes of an LISP Canonical Address are followed by a variable length of fields:



Rsvd1: this 8-bit field is reserved for future use and MUST be transmitted as 0 and ignored on receipt.

Flags: this 8-bit field is for future definition and use. For now, set to zero on transmission and ignored on receipt.

Type: this 8-bit field is specific to the LISP Canonical Address formatted encodings, values are:

- Type 0: Null Body Type
- Type 1: AFI List Type
- Type 2: Instance ID Type
- Type 3: AS Number Type
- Type 4: Application Data Type
- Type 5: Geo Coordinates Type
- Type 6: Opaque Key Type
- Type 7: NAT-Traversal Type
- Type 8: Nonce Locator Type
- Type 9: Multicast Info Type
- Type 10: Explicit Locator Path Type
- Type 11: Security Key Type

Type 12: Source/Dest Key Type

Type 13: Replication List Entry Type

Type 14: JSON Data Model Type

Type 15: Key/Value Address Pair Type

Type 16: Encapsulation Format Type

Rsvd2: this 8-bit field is reserved for future use and MUST be transmitted as 0 and ignored on receipt.

Length: this 16-bit field is in units of bytes and covers all of the

LISP Canonical Address payload, starting and including the byte after the Length field. So any LCAF encoded address will have a minimum length of 8 bytes when the Length field is 0. The 8 bytes

include the AFI, Flags, Type, Reserved, and Length fields. When the AFI is not next to encoded address in a control message, then the encoded address will have a minimum length of 6 bytes when the

Length field is 0. The 6 bytes include the Flags, Type, Reserved, and Length fields.

[RFC6830] states RLOC records are sorted when encoded in control messages so the locator-set has consistent order across all xTRs for a given EID. The sort order is based on sort-key {afi, RLOC-address}. When an RLOC is LCAF encoded, the sort-key is {afi, LCAF-Type, payload}. Therefore, when a locator-set has a mix of AFI records and LCAF records, all LCAF records will appear after all the AFI records.

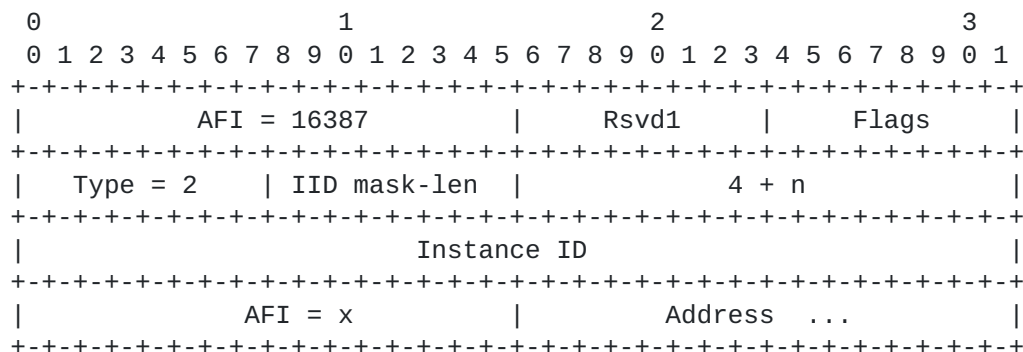
4. LISP Canonical Address Applications

4.1. Segmentation using LISP

When multiple organizations inside of a LISP site are using private addresses [[RFC1918](#)] as EID-prefixes, their address spaces must remain segregated due to possible address duplication. An Instance ID in the address encoding can aid in making the entire AFI based address unique.

Another use for the Instance ID LISP Canonical Address Format is when creating multiple segmented VPNs inside of a LISP site where keeping EID-prefix based subnets is desirable.

Instance ID LISP Canonical Address Format:



IID mask-len: if the AFI is set to 0, then this format is not encoding an extended EID-prefix but rather an instance-ID range where the 'IID mask-len' indicates the number of high-order bits used in the Instance ID field for the range.

Length value n: length in bytes of the AFI address that follows the Instance ID field including the AFI field itself.

Instance ID: the low-order 24-bits that can go into a LISP data header when the I-bit is set. See [[RFC6830](#)] for details.

AFI = x: x can be any AFI value from [[AFI](#)].

This LISP Canonical Address Type can be used to encode either EID or RLOC addresses.

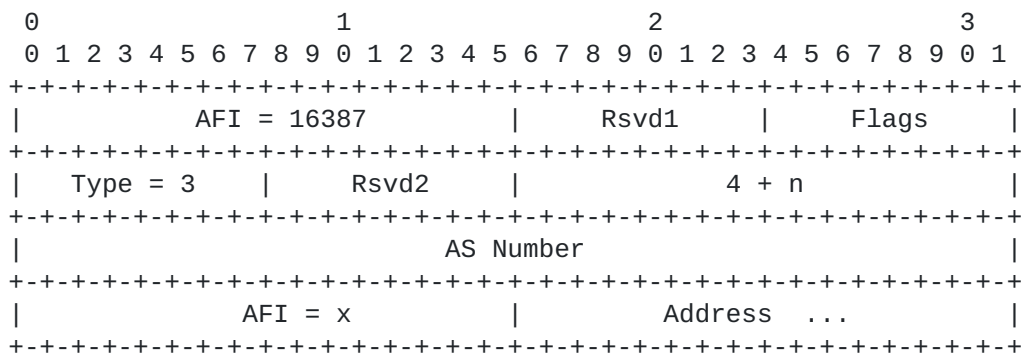
Usage: When used as a lookup key, the EID is regarded as a extended-EID in the mapping system. And this encoding is used in EID records in Map-Requests, Map-Replies, Map-Registers, and Map-Notify messages.

When LISP-DDT [[LISP-DDT](#)] is used as the mapping system mechanism, extended EIDs are used in Map-Referral messages.

4.2. Carrying AS Numbers in the Mapping Database

When an AS number is stored in the LISP Mapping Database System for either policy or documentation reasons, it can be encoded in a LISP Canonical Address.

AS Number LISP Canonical Address Format:



Length value n: length in bytes of the AFI address that follows the AS Number field including the AFI field itself.

AS Number: the 32-bit AS number of the autonomous system that has been assigned either the EID or RLOC that follows.

AFI = x: x can be any AFI value from [[AFI](#)].

The AS Number Canonical Address Type can be used to encode either EID

or RLOC addresses. The former is used to describe the LISP-ALT AS number the EID-prefix for the site is being carried for. The latter is used to describe the AS that is carrying RLOC based prefixes in the underlying routing system.

Usage: This encoding can be used in EID or RLOC records in Map-Requests, Map-Replies, Map-Registers, and Map-Notify messages. When LISP-DDT [[LISP-DDT](#)] is used as the mapping system mechanism, extended


EIDs are used in Map-Referral messages.

4.3. Assigning Geo Coordinates to Locator Addresses

If an ETR desires to send a Map-Reply describing the Geo Coordinates for each locator in its locator-set, it can use the Geo Coordinate Type to convey physical location information.

Coordinates are specified using the WGS-84 (World Geodetic System) reference coordinate system [[WGS-84](#)].

Geo Coordinate LISP Canonical Address Format:



Length value n: length in bytes of the AFI address that follows the 8-byte Longitude and Latitude fields including the AFI field itself.

N: When set to 1 means North, otherwise South.

Latitude Degrees: Valid values range from 0 to 90 degrees above or below the equator (northern or southern hemisphere, respectively).

Latitude Minutes: Valid values range from 0 to 59.

Latitude Seconds: Valid values range from 0 to 59.

E: When set to 1 means East, otherwise West.

Longitude Degrees: Value values are from 0 to 180 degrees right or left of the Prime Meridian.

Longitude Minutes: Valid values range from 0 to 59.

Longitude Seconds: Valid values range from 0 to 59.

Altitude: Height relative to sea level in meters. This is a signed integer meaning that the altitude could be below sea level. A value of 0x7fffffff indicates no Altitude value is encoded.

AFI = x: x can be any AFI value from [AFI].

The Geo Coordinates Canonical Address Type can be used to encode either EID or RLOC addresses. When used for EID encodings, you can

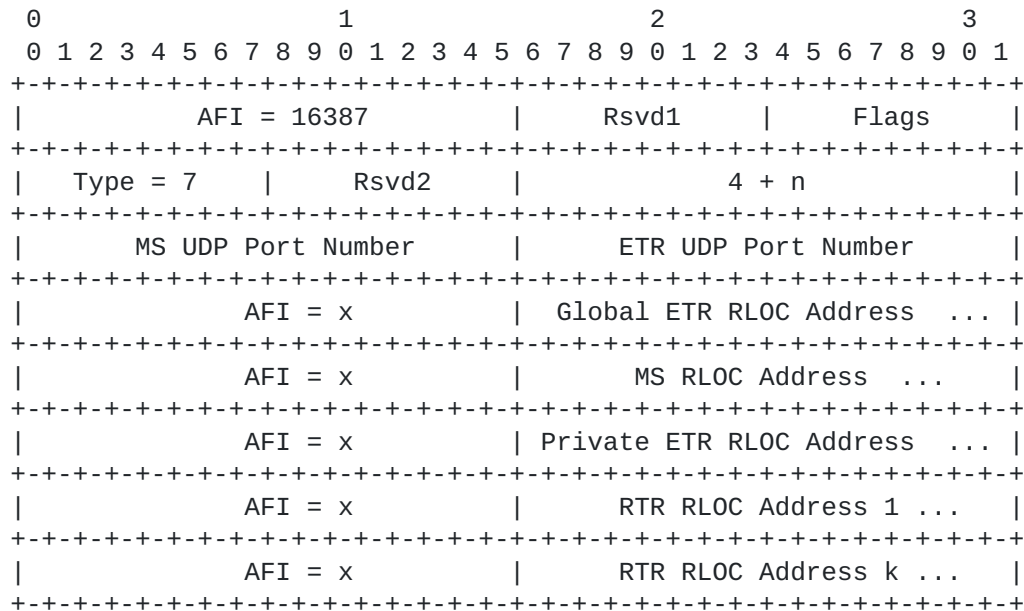
determine the physical location of an EID along with the topological location by observing the locator-set.

Usage: This encoding can be used in EID or RLOC records in Map-Requests, Map-Replies, Map-Registers, and Map-Notify messages. When LISP-DDT [[LISP-DDT](#)] is used as the mapping system mechanism, extended EIDs are used in Map-Referral messages.

4.4. NAT Traversal Scenarios

When a LISP system is conveying global address and mapped port information when traversing through a NAT device, the NAT-Traversal LCAF Type is used. See [LISP-NATT] for details.

NAT-Traversal Canonical Address Format:



Length value n: length in bytes of the AFI addresses that follows the UDP Port Number field including the AFI fields themselves.

MS UDP Port Number: this is the UDP port number of the Map-Server and is set to 4342.

ETR UDP Port Number: this is the port number returned to a LISP system which was copied from the source port from a packet that has flowed through a NAT device.

AFI = x: x can be any AFI value from [AFI].

Global ETR RLOC Address: this is an address known to be globally unique built by NAT-traversal functionality in a LISP router.

MS RLOC Address: this is the address of the Map-Server used in the destination RLOC of a packet that has flowed through a NAT device.

Private ETR RLOC Address: this is an address known to be a private address inserted in this LCAF format by a LISP router that resides on the private side of a NAT device.

RTR RLOC Address: this is an encapsulation address used by an ITR or PITR which resides behind a NAT device. This address is known to have state in a NAT device so packets can flow from it to the LISP ETR behind the NAT. There can be one or more NTR addresses supplied in these set of fields. The number of NTRs encoded is determined by the LCAF length field. When there are no NTRs supplied, the NTR fields can be omitted and reflected by the LCAF length field or an AFI of 0 can be used to indicate zero NTRs encoded.

Usage: This encoding can be used in Info-Request and Info-Reply messages. The mapping system does not store this information. The information is used by an xTR and Map-Server to convey private and public address information when traversing NAT and firewall devices.

4.5. Multicast Group Membership Information

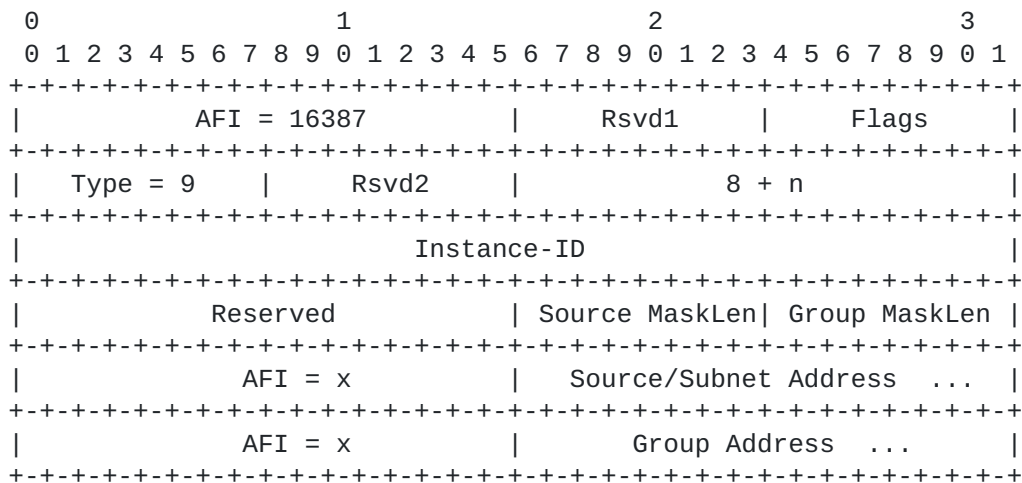
Multicast group information can be published in the mapping database so a lookup on an EID based group address can return a replication list of group addresses or a unicast addresses for single replication

or multiple head-end replications. The intent of this type of unicast replication is to deliver packets to multiple ETRs at receiver LISP multicast sites. The locator-set encoding for this EID

record type can be a list of ETRs when they each register with "Merge Semantics". The encoding can be a typical AFI encoded locator address. When an RTR list is being registered (with multiple levels according to [LISP-RE]), the Replication List Entry LCAF type is used for locator encoding.

This LCAF encoding can be used to send broadcast packets to all members of a subnet when each EIDs are away from their home subnet location.

Multicast Info Canonical Address Format:



Length value n: length in bytes of fields that follow.

Reserved: must be set to zero and ignore on receipt.

Instance ID: the low-order 24-bits that can go into a LISP data header when the I-bit is set. See [RFC6830] for details. The use

of the Instance-ID in this LCAF type is to associate a multicast forwarding entry for a given VPN. The instance-ID describes the VPN and is registered to the mapping database system as a 3-tuple of (Instance-ID, S-prefix, G-prefix).

Source MaskLen: the mask length of the source prefix that follows.

Farinacci, et al.
14]

Expires September 15, 2016

[Page

Group MaskLen: the mask length of the group prefix that follows.

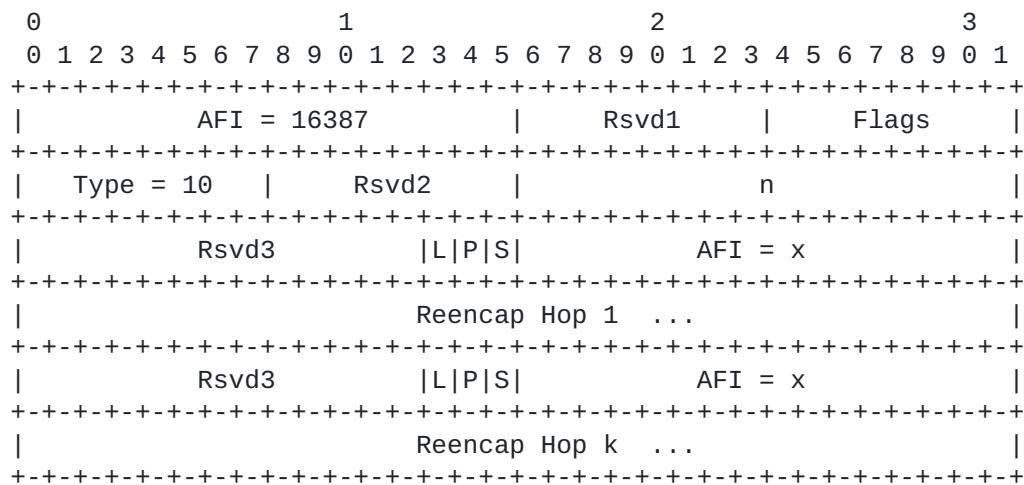
AFI = x: x can be any AFI value from [[AFI](#)]. When a specific AFI has its own encoding of a multicast address, this field must be either a group address or a broadcast address.

Usage: This encoding can be used in EID records in Map-Requests, Map-Replies, Map-Registers, and Map-Notify messages. When LISP-DDT [[LISP-DDT](#)] is used as the mapping system mechanism, extended EIDs are used in Map-Referral messages.

4.6. Traffic Engineering using Re-encapsulating Tunnels

For a given EID lookup into the mapping database, this LCAF format can be returned to provide a list of locators in an explicit re-encapsulation path. See [[LISP-TE](#)] for details.

Explicit Locator Path (ELP) Canonical Address Format:



Length value n: length in bytes of fields that follow.

Lookup bit (L): this is the Lookup bit used to indicate to the user of the ELP to not use this address for encapsulation but to look it up in the mapping database system to obtain an encapsulating RLOC address.

RLOC-Probe bit (P): this is the RLOC-probe bit which means the Reencap Hop allows RLOC-probe messages to be sent to it. When the R-bit is set to 0, RLOC-probes must not be sent. When a Reencap Hop is an anycast address then multiple physical Reencap Hops are using the same RLOC address. In this case, RLOC-probes are not needed because when the closest RLOC address is not reachable another RLOC address can be reachable.

Strict bit (S): this is the strict bit which means the associated Reencap Hop is required to be used. If this bit is 0, the reencapsulator can skip this Reencap Hop and go to the next one in the list.

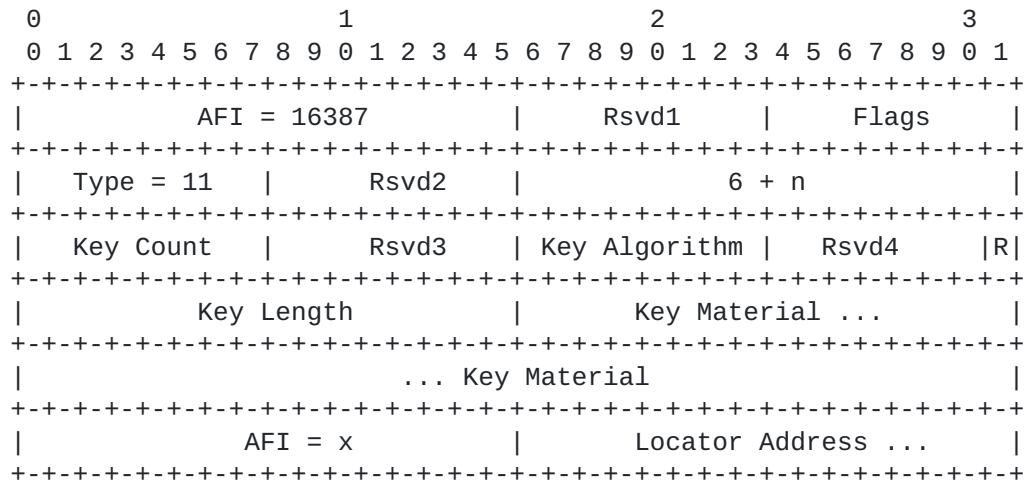
AFI = x: x can be any AFI value from [AFI]. When a specific AFI has its own encoding of a multicast address, this field must be either a group address or a broadcast address.

Usage: This encoding can be used in RLOC records in Map-Requests, Map-Replies, Map-Registers, and Map-Notify messages. This encoding does not need to be understood by the mapping system for mapping database lookups since this LCAF type is not a lookup key.

4.7. Storing Security Data in the Mapping Database

When a locator in a locator-set has a security key associated with it, this LCAF format will be used to encode key material. See [LISP-DDT] for details.

Security Key Canonical Address Format:



Length value n: length in bytes of fields that start with the Key Material field.

Key Count: the Key Count field declares the number of Key sections included in this LCAF.

Key Algorithm: the Algorithm field identifies the key's cryptographic algorithm and specifies the format of the Public Key field.

R bit: this is the revoke bit and, if set, it specifies that this Key is being Revoked.

Key Length: this field determines the length in bytes of the Key Material field.

Key Material: the Key Material field stores the key material. The format of the key material stored depends on the Key Algorithm field.

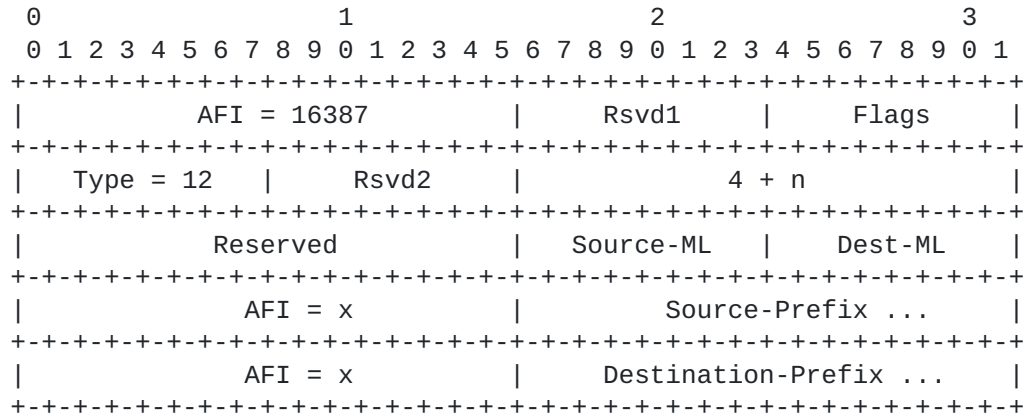
AFI = x: x can be any AFI value from [AFI]. This is the locator address that owns the encoded security key.

Usage: This encoding can be used in EID or RLOC records in Map-Requests, Map-Replies, Map-Registers, and Map-Notify messages. When LISP-DDT [[LISP-DDT](#)] is used as the mapping system mechanism, extended EIDs are used in Map-Referral messages.

4.8. Source/Destination 2-Tuple Lookups

When both a source and destination address of a flow needs consideration for different locator-sets, this 2-tuple key is used in EID fields in LISP control messages. When the Source/Dest key is registered to the mapping database, it can be encoded as a source-prefix and destination-prefix. When the Source/Dest is used as a key for a mapping database lookup the source and destination come from a data packet.

Source/Dest Key Canonical Address Format:



Length value n: length in bytes of fields that follow.

Reserved: must be set to zero and ignore on receipt.

Source-ML: the mask length of the source prefix that follows.

Dest-ML: the mask length of the destination prefix that follows.

AFI = x: x can be any AFI value from [AFI]. When a specific AFI has its own encoding of a multicast address, this field must be either a group address or a broadcast address.

Refer to [LISP-TE] for usage details.

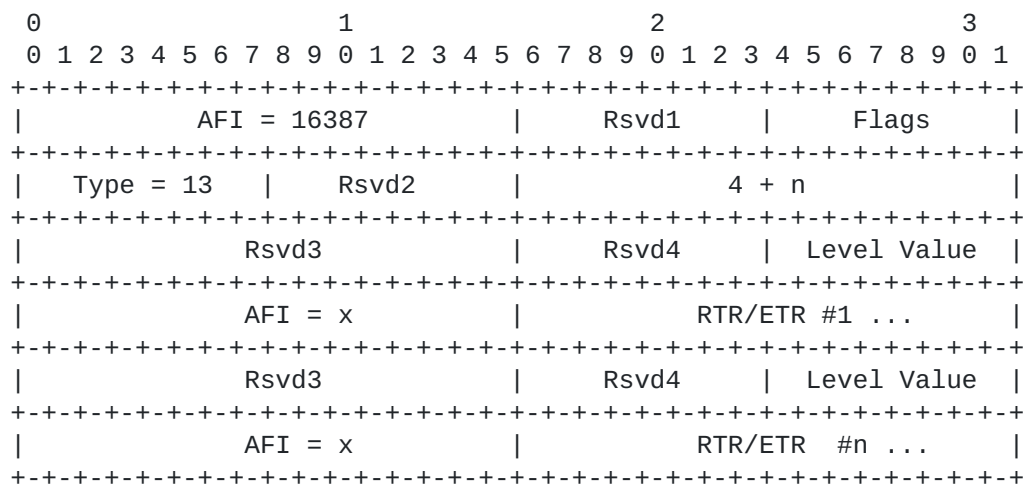
Usage: This encoding can be used in EID records in Map-Requests, Map-Replies, Map-Registers, and Map-Notify messages. When LISP-DDT [LISP-DDT] is used as the mapping system mechanism, extended EIDs are used in Map-Referral messages.

4.9. Replication List Entries for Multicast Forwarding

The Replication List Entry LCAF type is an encoding for a locator being used for unicast replication according to the specification in [LISP-RE]. This locator encoding is pointed to by a Multicast Info LCAF Type and is registered by Re-encapsulating Tunnel Routers (RTRs)

that are participating in an overlay distribution tree. Each RTR will register its locator address and its configured level in the distribution tree.

Replication List Entry Address Format:



Length value n: length in bytes of fields that follow.

Rsvd{1,2,3,4}: must be set to zero and ignore on receipt.

Level Value: this value is associated with the level within the overlay distribution tree hierarchy where the RTR resides. The level numbers are ordered from lowest value being close to the

ITR

(meaning that ITRs replicate to level-0 RTRs) and higher levels are further downstream on the distribution tree closer to ETRs of multicast receiver sites.

AFI = x: x can be any AFI value from [AFI]. A specific AFI has its own encoding of either a unicast or multicast locator address.

All RTR/ETR entries for the same level should be combined together by a Map-Server to avoid searching through the entire multi-level list of locator entries in a Map-Reply message.

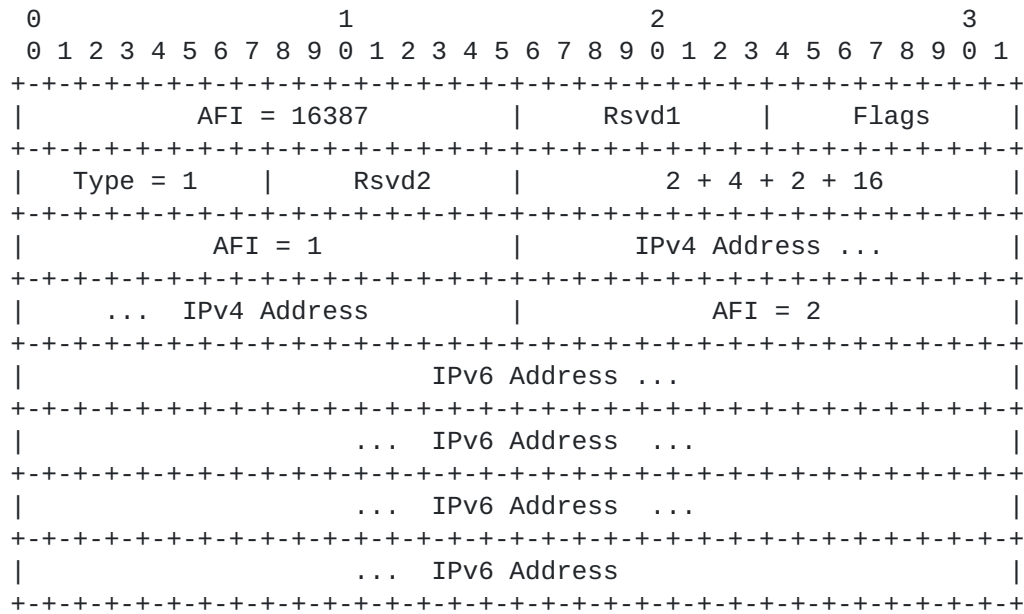
Usage: This encoding can be used in RLOC records in Map-Requests, Map-Replies, Map-Registers, and Map-Notify messages.

4.10. Applications for AFI List Type

4.10.1. Binding IPv4 and IPv6 Addresses

When header translation between IPv4 and IPv6 is desirable a LISP Canonical Address can use the AFI List Type to carry multiple AFIs in one LCAF AFI.

Address Binding LISP Canonical Address Format:



Length: length in bytes is fixed at 24 when IPv4 and IPv6 AFI encoded addresses are used.

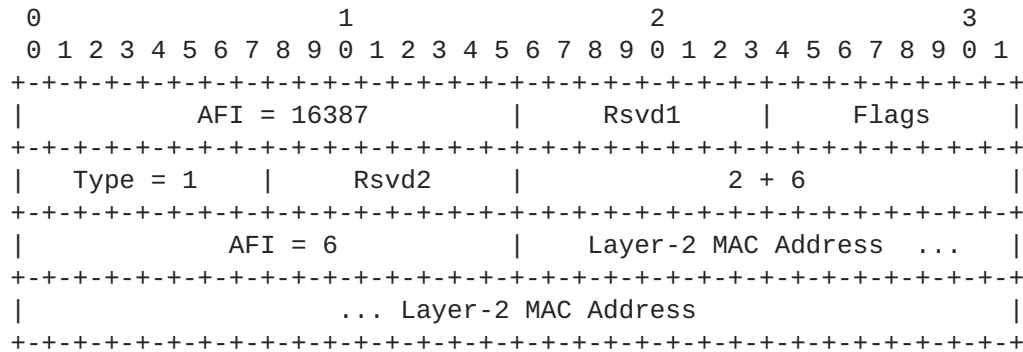
This type of address format can be included in a Map-Request when the address is being used as an EID, but the Mapping Database System lookup destination can use only the IPv4 address. This is so a Mapping Database Service Transport System, such as LISP-ALT [RFC6836], can use the Map-Request destination address to route the control message to the desired LISP site.

Usage: This encoding can be used in EID or RLOC records in Map-Requests, Map-Replies, Map-Registers, and Map-Notify messages. See subsections in this section for specific use cases.

4.10.2. Layer-2 VPNs

When MAC addresses are stored in the LISP Mapping Database System, the AFI List Type can be used to carry AFI 6.

MAC Address LISP Canonical Address Format:



Length: length in bytes is fixed at 8 when MAC address AFI encoded addresses are used.

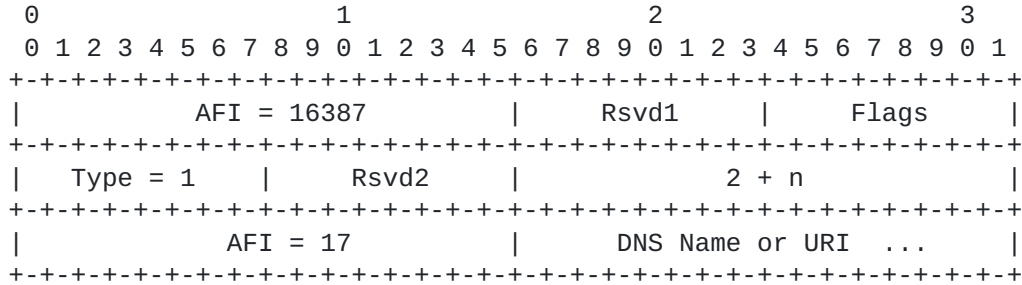
This address format can be used to connect layer-2 domains together using LISP over an IPv4 or IPv6 core network to create a layer-2 VPN.

In this use-case, a MAC address is being used as an EID, and the locator-set that this EID maps to can be an IPv4 or IPv6 RLOCs, or even another MAC address being used as an RLOC.

4.10.3. ASCII Names in the Mapping Database

If DNS names or URIs are stored in the LISP Mapping Database System, the AFI List Type can be used to carry an ASCII string where it is delimited by length 'n' of the LCAF Length encoding.

ASCII LISP Canonical Address Format:

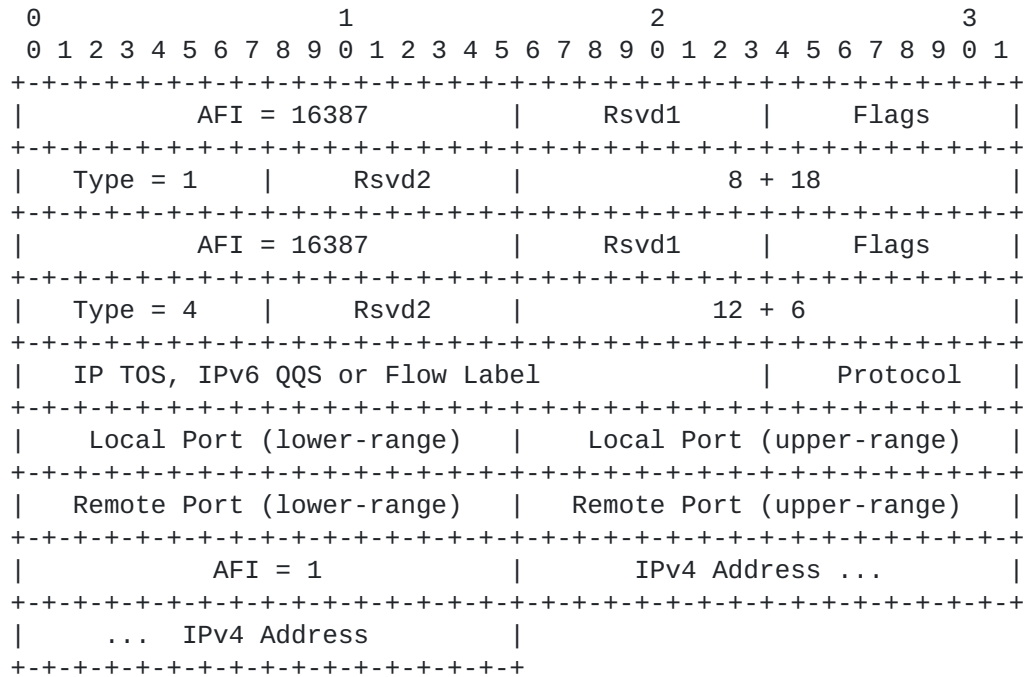


Length value n: length in bytes AFI=17 field and the null-terminated ASCII string (the last byte of 0 is included).

4.10.4. Using Recursive LISP Canonical Address Encodings

When any combination of above is desirable, the AFI List Type value can be used to carry within the LCAF AFI another LCAF AFI.

Recursive LISP Canonical Address Format:



Length: length in bytes is fixed at 18 when an AFI=1 IPv4 address is included.

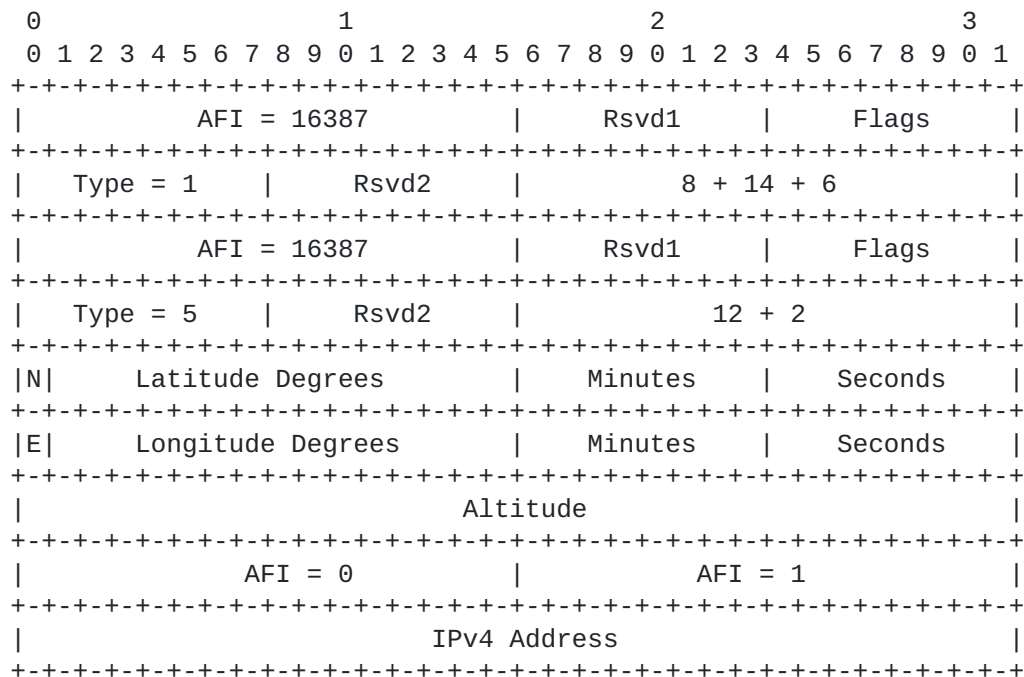
This format could be used by a Mapping Database Transport System, such as LISP-ALT [RFC6836], where the AFI=1 IPv4 address is used as an EID and placed in the Map-Request destination address by the sending LISP system. The ALT system can deliver the Map-Request to the LISP destination site independent of the Application Data Type AFI payload values. When this AFI is processed by the destination LISP site, it can return different locator-sets based on the type of application or level of service that is being requested.

4.10.5. Compatibility Mode Use Case

A LISP system should use the AFI List Type format when sending to LISP systems that do not support a particular LCAF Type used to encode locators. This allows the receiving system to be able to parse a locator address for encapsulation purposes. The list of AFIs

in an AFI List LCAF Type has no semantic ordering and a receiver should parse each AFI element no matter what the ordering.

Compatibility Mode Address Format:



If a system does not recognized the Geo Coordinate LCAF Type that is accompanying a locator address, an encoder can include the Geo Coordinate LCAF Type embedded in a AFI List LCAF Type where the AFI in the Geo Coordinate LCAF is set to 0 and the AFI encoded next in the list is encoded with a valid AFI value to identify the locator address.

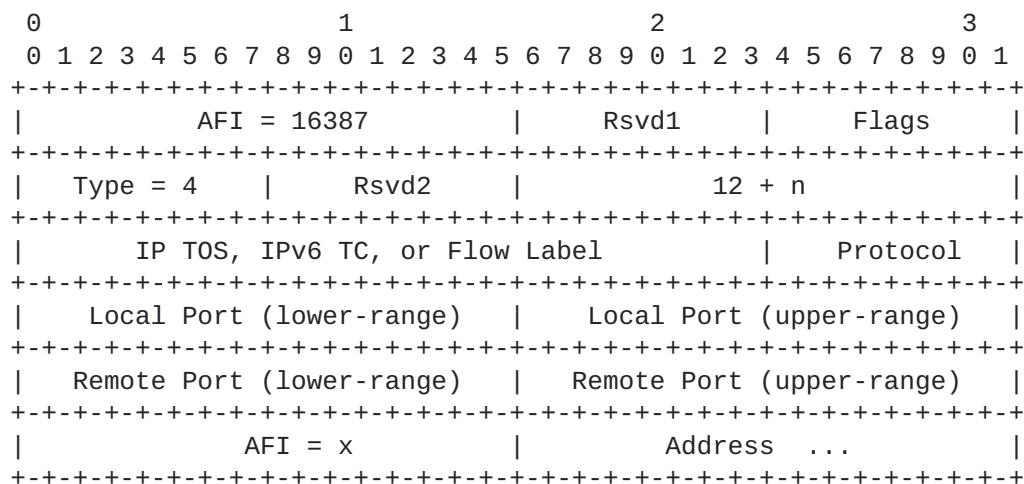
A LISP system is required to support the AFI List LCAF Type to use this procedure. It would skip over 10 bytes of the Geo Coordinate LCAF Type to get to the locator address encoding (an IPv4 locator address). A LISP system that does support the Geo Coordinate LCAF Type can support parsing the locator address within the Geo Coordinate LCAF encoding or in the locator encoding that follows in the AFI List LCAF.

5. Experimental LISP Canonical Address Applications

5.1. Convey Application Specific Data

When a locator-set needs to be conveyed based on the type of application or the Per-Hop Behavior (PHB) of a packet, the Application Data Type can be used.

Application Data LISP Canonical Address Format:



Length value n: length in bytes of the AFI address that follows the 8-byte Application Data fields including the AFI field itself.

IP TOS, IPv6 TC, or Flow Label: this field stores the 8-bit IPv4 TOS field used in an IPv4 header, the 8-bit IPv6 Traffic Class or Flow Label used in an IPv6 header.

Local Port/Remote Port Ranges: these fields are from the TCP, UDP, or SCTP transport header. A range can be specified by using a lower value and an upper value. When a single port is encoded, the lower and upper value fields are the same.

AFI = x: x can be any AFI value from [AFI].

The Application Data Canonical Address Type is used for an EID encoding when an ITR wants a locator-set for a specific application. When used for an RLOC encoding, the ETR is supplying a locator-set for each specific application is has been configured to advertise.

Usage: This encoding can be used in EID records in Map-Requests, Map-Replies, Map-Registers, and Map-Notify messages. When LISP-DDT [LISP-DDT] is used as the mapping system mechanism, extended EIDs are

used in Map-Referral messages. This LCAF type is used as a lookup key to the mapping system that can return a longest-match or exact-match entry.

5.2. Generic Database Mapping Lookups

When the LISP Mapping Database system holds information accessed by a generic formatted key (where the key is not the usual IPv4 or IPv6 address), an opaque key may be desirable.

Opaque Key LISP Canonical Address Format:



Length value n: length in bytes of the type's payload. The value n is the number of bytes that follow this Length field.

Key Field Num: the number of fields (minus 1) the key can be broken up into. The width of the fields are fixed length. So for a key size of 8 bytes, with a Key Field Num of 4 allows 4 fields of 2 bytes in length. Valid values for this field range from 0 to 15 supporting a maximum of 16 field separations.

Key Wildcard Fields: describes which fields in the key are not used as part of the key lookup. This wildcard encoding is a bitfield. Each bit is a don't-care bit for a corresponding field in the key.

Bit 0 (the low-order bit) in this bitfield corresponds the first field, right-justified in the key, bit 1 the second field, and so on. When a bit is set in the bitfield it is a don't-care bit and should not be considered as part of the database lookup. When

the entire 16-bits is set to 0, then all bits of the key are used for the database lookup.

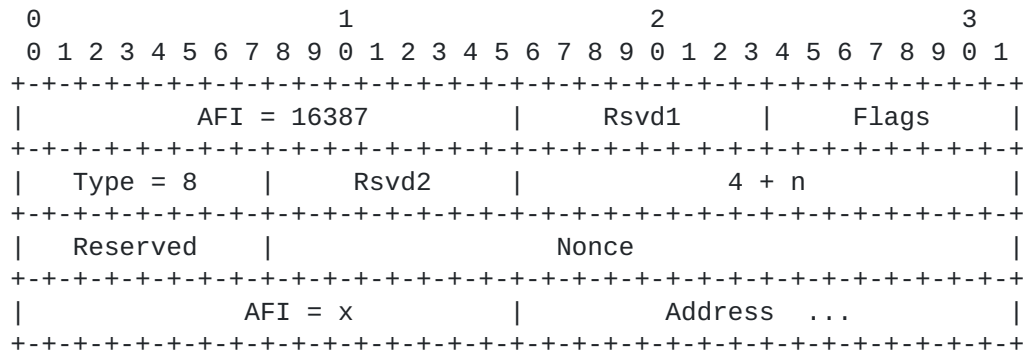
Key: the variable length key used to do a LISP Database Mapping lookup. The length of the key is the value n (shown above) minus 3.

Usage: This is an experimental type where the usage has not been defined yet.

5.3. PETR Admission Control Functionality

When a public PETR device wants to verify who is encapsulating to it, it can check for a specific nonce value in the LISP encapsulated packet. To convey the nonce to admitted ITRs or PITRs, this LCAF format is used in a Map-Register or Map-Reply locator-record.

Nonce Locator Canonical Address Format:



Length value n: length in bytes of the AFI address that follows the Nonce field including the AFI field itself.

Reserved: must be set to zero and ignore on receipt.

Nonce: this is a nonce value returned by an ETR in a Map-Reply locator-record to be used by an ITR or PITR when encapsulating to the locator address encoded in the AFI field of this LCAF type.

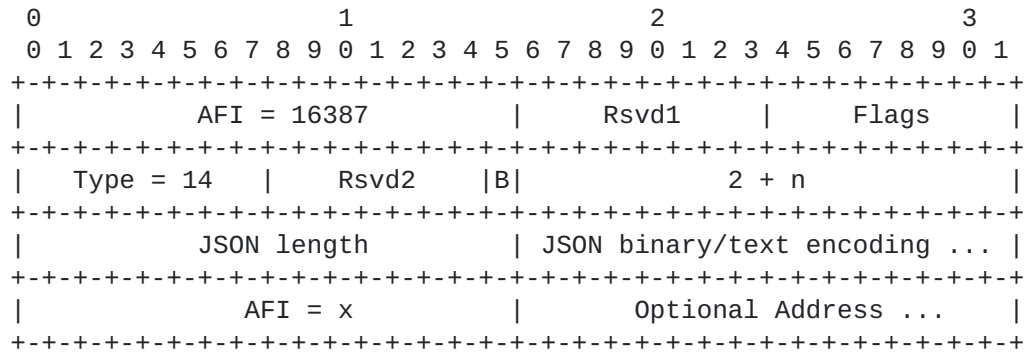
AFI = x: x can be any AFI value from [AFI].

Usage: This is an experimental type where the usage has not been defined yet.

5.4. Data Model Encoding

This type allows a JSON data model to be encoded either as an EID or RLOC.

JSON Data Model Type Address Format:



Length value n: length in bytes of fields that follow.

Rsvd{1,2}: must be set to zero and ignore on receipt.

B bit: indicates that the JSON field is binary encoded according to [\[JSON-BINARY\]](#) when the bit is set to 1. Otherwise the encoding is based on text encoding according to [\[RFC4627\]](#).

JSON length: length in octets of the following 'JSON binary/text encoding' field.

JSON binary/text encoding field: a variable length field that contains either binary or text encodings.

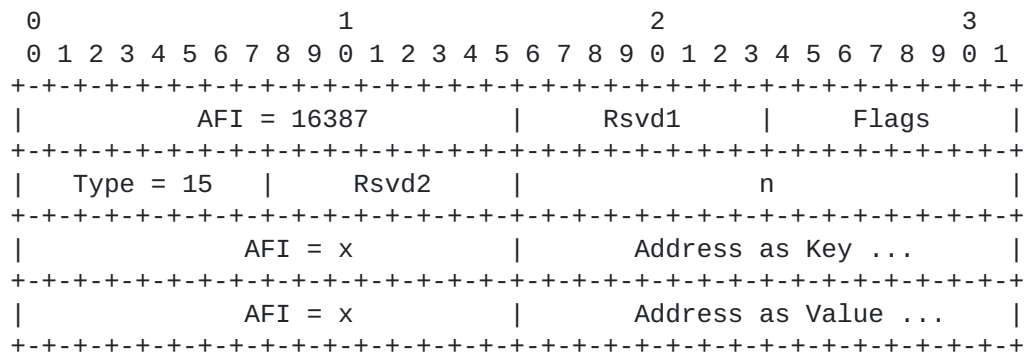
AFI = x: x can be any AFI value from [\[AFI\]](#). A specific AFI has its own encoding of either a unicast or multicast locator address. All RTR/ETR entries for the same level should be combined together by a Map-Server to avoid searching through the entire multi-level list of locator entries in a Map-Reply message.

Usage: This is an experimental type where the usage has not been defined yet.

5.5. Encoding Key/Value Address Pairs

The Key/Value pair is for example useful for attaching attributes to other elements of LISP packets, such as EIDs or RLOCs. When attaching attributes to EIDs or RLOCs, it's necessary to distinguish between the element that should be used as EID or RLOC, and hence as key for lookups, and additional attributes. This is especially the case when the difference cannot be determined from the types of the elements, such as when two IP addresses are being used.

Key/Value Pair Address Format:



Length value n: length in bytes of fields that follow.

Rsvd{1,2}: must be set to zero and ignore on receipt.

AFI = x: x can be any AFI value from [AFI]. A specific AFI has its own encoding of either a unicast or multicast locator address.

All RTR/ETR entries for the same level should be combined together by a Map-Server to avoid searching through the entire multi-level list of locator entries in a Map-Reply message.

Address as Key: this AFI encoded address will be attached with the attributes encoded in "Address as Value" which follows this field.

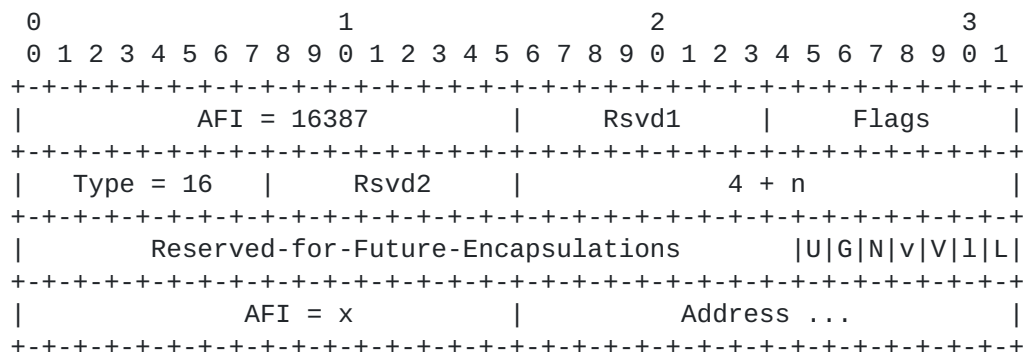
Address as Value: this AFI encoded address will be the attribute address that goes along with "Address as Key" which precedes this field.

Usage: This is an experimental type where the usage has not been defined yet.

5.6. Multiple Data-Planes

Overlays are becoming popular in many parts of the network which have created an explosion of data-plane encapsulation headers. Since the LISP mapping system can hold many types of address formats, it can represent the encapsulation format supported by an RLOC as well. When an encapsulator receives a Map-Reply with an Encapsulation Format LCAF Type encoded in an RLOC-record, it can select an encapsulation format, that it can support, from any of the encapsulation protocols which have the bit set to 1 in this LCAF type.

Encapsulation Format Address Format:



Rsvd1/Rsvd2: must be set to zero and ignored on receipt.

Length value n: length in bytes of the AFI address that follows the next 32-bits including the AFI field itself.

Reserved-for-Future-Encapsulations: must be set to zero and ignored on receipt. This field will get bits allocated to future encapsulations, as they are created.

L: The RLOCs listed in the AFI encoded addresses in the next longword can accept layer3 LISP encapsulation using destination UDP port 4341 [[RFC6830](#)].

l: The RLOCs listed in the AFI encoded addresses in the next longword can accept layer2 LISP encapsulation using destination UDP port 8472 [[L2-LISP](#)].

V: The RLOCs listed in the AFI encoded addresses in the next longword can accept VXLAN encapsulation using destination UDP port 4789 [[RFC7348](#)].

v: The RLOCs listed in the AFI encoded addresses in the next longword can accept VXLAN-GPE encapsulation using destination UDP port 4790 [[GPE](#)].

N: The RLOCs listed in the AFI encoded addresses in the next longword can accept NV-GRE encapsulation using IPv4/ IPv6 protocol number 47 [[NVGRE](#)].

G: The RLOCs listed in the AFI encoded addresses in the next longword can accept GENEVE encapsulation using destination UDP port 6081 [[GENEVE](#)].

U: The RLOCs listed in the AFI encoded addresses in the next longword can accept GUE encapsulation using destination UDP port TBD [[GUE](#)].

Usage: This encoding can be used in RLOC records in Map-Requests, Map-Replies, Map-Registers, and Map-Notify messages.

6. Security Considerations

There are no security considerations for this specification. The security considerations are documented for the protocols that use LISP Canonical Addressing. Refer to the those relevant specifications.

The use of the Geo-Coordinates LCAF Type may raise physical privacy issues. It can be up to the mapping system, based on policy parameters, when this LCAF type is returned to a Map-Requester.

7. IANA Considerations

This document defines a canonical address format encoding used in LISP control messages and in the encoding of lookup keys for the LISP

Mapping Database System. Such address format is based on a fixed AFI (16387) and a LISP LCAF Type field.

The LISP LCAF Type field is an 8-bit field specific to the LISP Canonical Address formatted encodings, for which IANA is to create and maintain a new registry (as outlined in [[RFC5226](#)]) entitled

"LISP

LCAF Type". Initial values for the LISP LCAF Type registry are given

below. Future assignments are to be made through expert review with a specification required publication. Assignments consist of a LISP LCAF Type name and its associated value:

Value	LISP LCAF Type Name	Definition
0	Null Body Type	Section 3
1	AFI List Type	Section 3
2	Instance ID Type	Section 3
3	AS Number Type	Section 3
5	Geo Coordinates Type	Section 3
7	NAT-Traversal Type	Section 3
9	Multicast Info Type	Section 3
10	Explicit Locator Path Type	Section 3
11	Security Key Type	Section 3
12	Source/Dest Key Type	Section 3
13	Replication List Entry Type	Section 3

Table 1: LISP LCAF Type Initial Values

8. References

8.1. Normative References

- [RFC1700] Reynolds, J. and J. Postel, "Assigned Numbers", [RFC 1700](#), DOI 10.17487/RFC1700, October 1994, <<http://www.rfc-editor.org/info/rfc1700>>.
- [RFC1918] Rekhter, Y., Moskowitz, B., Karrenberg, D., de Groot, G., and E. Lear, "Address Allocation for Private Internets", [BCP 5](#), [RFC 1918](#), DOI 10.17487/RFC1918, February 1996, <<http://www.rfc-editor.org/info/rfc1918>>.
- [RFC4627] Crockford, D., "The application/json Media Type for JavaScript Object Notation (JSON)", [RFC 4627](#), DOI 10.17487/RFC4627, July 2006, <<http://www.rfc-editor.org/info/rfc4627>>.

- [RFC5226] Narten, T. and H. Alvestrand, "Guidelines for Writing an IANA Considerations Section in RFCs", [BCP 26](#), [RFC 5226](#), DOI 10.17487/RFC5226, May 2008, <<http://www.rfc-editor.org/info/rfc5226>>.
- [RFC6830] Farinacci, D., Fuller, V., Meyer, D., and D. Lewis, "The Locator/ID Separation Protocol (LISP)", [RFC 6830](#), DOI 10.17487/RFC6830, January 2013, <<http://www.rfc-editor.org/info/rfc6830>>.
- [RFC6836] Fuller, V., Farinacci, D., Meyer, D., and D. Lewis, "Locator/ID Separation Protocol Alternative Logical Topology (LISP+ALT)", [RFC 6836](#), DOI 10.17487/RFC6836, January 2013, <<http://www.rfc-editor.org/info/rfc6836>>.
- [RFC7348] Mahalingam, M., Dutt, D., Duda, K., Agarwal, P., Kreeger, L., Sridhar, T., Bursell, M., and C. Wright, "Virtual eXtensible Local Area Network (VXLAN): A Framework for Overlaying Virtualized Layer 2 Networks over Layer 3 Networks", [RFC 7348](#), DOI 10.17487/RFC7348, August 2014, <<http://www.rfc-editor.org/info/rfc7348>>.

8.2. Informative References

- [AFI] IANA, , "Address Family Identifier (AFIs)", ADDRESS FAMILY NUMBERS <http://www.iana.org/numbers.html>, February 2007.
- [GENEVE] Gross, J., Sridhar, T., Garg, P., Wright, C., Ganga, I., Agarwal, P., Duda, K., Dutt, D., and J. Hudson, "Geneve: Generic Network Virtualization Encapsulation", [draft-gross-geneve-02](#) (work in progress).
- [GPE] Quinn, P., Agarwal, P., Fernando, R., Kreeger, L., Kreeger, L., Lewis, D., Maino, F., Smith, M., Yadav, N., Yong, L., Xu, X., Elzur, U., and P. Garg, "Generic Protocol Extension for VXLAN", [draft-quinn-vxlan-gpe-03.txt](#) (work in progress).
- [GUE] Herbert, T. and L. Yong, "Generic UDP Encapsulation", [draft-herbert-gue-02.txt](#) (work in progress).
- [JSON-BINARY] "Universal Binary JSON Specification", URL <http://ubjson.org>.
- [L2-LISP] Smith, M., Dutt, D., Farinacci, D., and F. Maino, "Layer 2 (L2) LISP Encapsulation Format", [draft-smith-lisp-layer2-03.txt](#) (work in progress).

[LISP-DDT]

Fuller, V., Lewis, D., and V. Ermagan, "LISP Delegated Database Tree", [draft-ietf-lisp-ddt-01.txt](#) (work in progress).

[LISP-NATT]

Ermagan, V., Farinacci, D., Lewis, D., Skriver, J., Maino, F., and C. White, "NAT traversal for LISP", [draft-ermagan-lisp-nat-traversal-10.txt](#) (work in progress).

[LISP-RE]

Coras, F., Cabellos-Aparicio, A., Domingo-Pascual, J., Maino, F., and D. Farinacci, "LISP Replication Engineering", [draft-coras-lisp-re-08.txt](#) (work in progress).

[LISP-TE]

Farinacci, D., Lahiri, P., and M. Kowal, "LISP Traffic Engineering Use-Cases", [draft-farinacci-lisp-te-10.txt](#) (work in progress).

[NVGRE]

Sridharan, M., Greenberg, A., Wang, Y., Garg, P., Venkataramiah, N., Duda, K., Ganga, I., Lin, G., Pearson, M., Thaler, P., and C. Tumuluri, "NVGRE: Network Virtualization using Generic Routing Encapsulation", [draft-sridharan-virtualization-nvgre-06.txt](#) (work in progress).

[WGS-84]

Geodesy and Geophysics Department, DoD., "World Geodetic System 1984", NIMA TR8350.2, January 2000, <<http://earth-info.nga.mil/GandG/publications/tr8350.2/wgs84fin.pdf>>.

Appendix A. Acknowledgments

The authors would like to thank Vince Fuller, Gregg Schudel, Jesper Skriver, Luigi Iannone, Isidor Kouvelas, and Sander Steffann for their technical and editorial commentary.

The authors would like to thank Victor Moreno for discussions that lead to the definition of the Multicast Info LCAF type.

The authors would like to thank Parantap Lahiri and Michael Kowal for discussions that lead to the definition of the Explicit Locator Path (ELP) LCAF type.

The authors would like to thank Fabio Maino and Vina Ermagan for discussions that lead to the definition of the Security Key LCAF type.

The authors would like to thank Albert Cabellos-Aparicio and Florin Coras for discussions that lead to the definition of the Replication List Entry LCAF type.

Thanks goes to Michiel Blokzijl and Alberto Rodriguez-Natal for suggesting new LCAF types.

Thanks also goes to Terry Manderson for assistance obtaining a LISP AFI value from IANA.

Appendix B. Document Change Log

B.1. Changes to [draft-ietf-lisp-lcaf-12.txt](#)

- o Submitted March 2016.
- o Updated references and document timer.
- o Removed the R, J, and L bits from the Multicast Info Type LCAF since working group decided to not go forward with [draft-farinacci-lisp-mr-signaling-03.txt](#) in favor of [draft-ietf-lisp-signal-free-00.txt](#).

B.2. Changes to [draft-ietf-lisp-lcaf-11.txt](#)

- o Submitted September 2015.
- o Reflecting comments from Prague LISP working group.
- o Readying document for a LISP LCAF registry, RFC publication, and for new use-cases that will be defined in the new charter.

B.3. Changes to [draft-ietf-lisp-lcaf-10.txt](#)

- o Submitted June 2015.
- o Fix coauthor Job's contact information.

B.4. Changes to [draft-ietf-lisp-lcaf-09.txt](#)

- o Submitted June 2015.
- o Fix IANA Considerations section to request a registry to allocate and track LCAF Type values.

B.5. Changes to [draft-ietf-lisp-lcaf-08.txt](#)

- o Submitted April 2015.
- o Comment from Florin. The Application Data Type length field has a typo. The field should be labeled "12 + n" and not "8 + n".
- o Fix length fields in the sections titled "Using Recursive LISP Canonical Address Encodings", "Generic Database Mapping Lookups", and "Data Model Encoding".

B.6. Changes to [draft-ietf-lisp-lcaf-07.txt](#)

- o Submitted December 2014.
- o Add a new LCAF Type called "Encapsulation Format" so decapsulating xTRs can inform encapsulating xTRs what data-plane encapsulations they support.

B.7. Changes to [draft-ietf-lisp-lcaf-06.txt](#)

- o Submitted October 2014.
- o Make it clear how sorted RLOC records are done when LCAFs are used as the RLOC record.

B.8. Changes to [draft-ietf-lisp-lcaf-05.txt](#)

- o Submitted May 2014.
- o Add a length field of the JSON payload that can be used for either binary or text encoding of JSON data.

B.9. Changes to [draft-ietf-lisp-lcaf-04.txt](#)

- o Submitted January 2014.
- o Agreement among ELP implementors to have the AFI 16-bit field adjacent to the address. This will make the encoding consistent with all other LCAF type address encodings.

B.10. Changes to [draft-ietf-lisp-lcaf-03.txt](#)

- o Submitted September 2013.
- o Updated references and author's affiliations.

- o Added Instance-ID to the Multicast Info Type so there is relative ease in parsing (S,G) entries within a VPN.
- o Add port range encodings to the Application Data LCAF Type.
- o Add a new JSON LCAF Type.
- o Add Address Key/Value LCAF Type to allow attributes to be attached to an address.

B.11. Changes to [draft-ietf-lisp-lcaf-02.txt](#)

- o Submitted March 2013.
- o Added new LCAF Type "Replication List Entry" to support LISP replication engineering use-cases.
- o Changed references to new LISP RFCs.

B.12. Changes to [draft-ietf-lisp-lcaf-01.txt](#)

- o Submitted January 2013.
- o Change longitude range from 0-90 to 0-180 in [section 4.4](#).
- o Added reference to WGS-84 in [section 4.4](#).

B.13. Changes to [draft-ietf-lisp-lcaf-00.txt](#)

- o Posted first working group draft August 2012.
- o This draft was renamed from [draft-farinacci-lisp-lcaf-10.txt](#).

Authors' Addresses

Dino Farinacci
lispers.net
San Jose, CA
USA

Email: farinacci@gmail.com

Internet-Draft
2016

LISP Canonical Address Format (LCAF)

March

Dave Meyer
Brocade
San Jose, CA
USA

Email: dmm@1-4-5.net

Job Snijders
NTT Communications
Theodorus Majofskistraat 100
Amsterdam 1065 SZ
NL

Email: job@ntt.net

