

Link State Routing
Internet-Draft
Intended status: Standards Track
Expires: 18 July 2023

Z. Li
Z. Hu
Huawei Technologies
K. Talaulikar, Ed.
P. Psenak
Cisco Systems
14 January 2023

OSPFv3 Extensions for SRv6
draft-ietf-lsr-ospfv3-srv6-extensions-09

Abstract

The Segment Routing (SR) architecture allows a flexible definition of the end-to-end path by encoding it as a sequence of topological elements called segments. It can be implemented over an MPLS or IPv6 data plane. This document describes the OSPFv3 extensions required to support Segment Routing over the IPv6 data plane (SRv6).

Status of This Memo

This Internet-Draft is submitted in full conformance with the provisions of [BCP 78](#) and [BCP 79](#).

Internet-Drafts are working documents of the Internet Engineering Task Force (IETF). Note that other groups may also distribute working documents as Internet-Drafts. The list of current Internet-Drafts is at <https://datatracker.ietf.org/drafts/current/>.

Internet-Drafts are draft documents valid for a maximum of six months and may be updated, replaced, or obsoleted by other documents at any time. It is inappropriate to use Internet-Drafts as reference material or to cite them other than as "work in progress."

This Internet-Draft will expire on 18 July 2023.

Copyright Notice

Copyright (c) 2023 IETF Trust and the persons identified as the document authors. All rights reserved.

This document is subject to [BCP 78](#) and the IETF Trust's Legal Provisions Relating to IETF Documents (<https://trustee.ietf.org/license-info>) in effect on the date of publication of this document. Please review these documents carefully, as they describe your rights and restrictions with respect to this document. Code Components extracted from this document must include Revised BSD License text as described in Section 4.e of the [Trust Legal Provisions](#) and are provided without warranty as described in the Revised BSD License.

Table of Contents

1.	Introduction	3
1.1.	Requirements Language	3
2.	SRV6 Capabilities TLV	4
3.	Advertisement of Supported Algorithms	5
4.	Advertisement of Maximum SRV6 SID Depths	5
4.1.	Maximum Segments Left MSD Type	6
4.2.	Maximum End Pop MSD Type	6
4.3.	Maximum H.Encaps MSD Type	6
4.4.	Maximum End D MSD Type	6
5.	SRV6 SIDs and Reachability	6
5.1.	SRV6 Flexible Algorithm	8
6.	Advertisement of Anycast Property	9
7.	SRV6 Locator LSA	10
7.1.	SRV6 Locator TLV	11
7.2.	SRV6 Locator Sub-TLVs	13
8.	Advertisement of SRV6 End SIDs	13
9.	Advertisement of SRV6 SIDs Associated with Adjacencies	15
9.1.	SRV6 End.X SID Sub-TLV	16
9.2.	SRV6 LAN End.X SID Sub-TLV	17
10.	SRV6 SID Structure Sub-TLV	19
11.	Advertising Endpoint Behaviors	21
12.	Security Considerations	21
13.	IANA Considerations	22
13.1.	OSPF Router Information TLVs	22
13.2.	OSPFv3 LSA Function Codes	22
13.3.	OSPFv3 Prefix Options	22
13.4.	OSPFv3 SRV6 Capabilities TLV Flags	23
13.5.	OSPFv3 Extended-LSA Sub-TLVs	23
13.6.	OSPFv3 Locator LSA TLVs	23
13.7.	OSPFv3 Locator LSA Sub-TLVs	24
14.	Acknowledgements	25
15.	References	25
15.1.	Normative References	25
15.2.	Informative References	27
	Authors' Addresses	27

1. Introduction

Segment Routing (SR) architecture [[RFC8402](#)] specifies how a node can steer a packet through an ordered list of instructions, called segments. These segments are identified through Segment Identifiers (SIDs).

Segment Routing can be instantiated on the IPv6 data plane through the use of the Segment Routing Header (SRH) defined in [[RFC8754](#)]. SRv6 refers to this SR instantiation on the IPv6 dataplane.

The network programming paradigm for SRv6 is specified in [[RFC8986](#)]. It describes how any behavior can be bound to a SID and how any network program can be expressed as a combination of SIDs. It also describes several well-known behaviors that can be bound to SRv6 SIDs.

This document specifies OSPFv3 extensions to support SRv6 as defined in [[RFC8986](#)]. The extensions include advertisement of an OSPFv3 router's SRv6 capabilities, SRv6 Locators, and required SRv6 SIDs along with their supported endpoint behaviors. Familiarity with [[RFC8986](#)] is necessary to understand the extensions specified in this document.

At a high level, the extensions to OSPFv3 are comprised of the following:

1. An SRv6 Capabilities TLV to advertise the SRv6 features and SRH operations supported by an OSPFv3 router
2. Several sub-TLVs are defined to advertise various SRv6 Maximum SID Depths.
3. An SRv6 Locator TLV using an SRv6 Locator Link-State Advertisement (LSA) to advertise the SRv6 Locator - a form of summary address for the algorithm-specific SIDs instantiated on an OSPFv3 router
4. TLVs and Sub-TLVs to advertise the SRv6 SIDs instantiated on an OSPFv3 router along with their endpoint behaviors

1.1. Requirements Language

The key words "MUST", "MUST NOT", "REQUIRED", "SHALL", "SHALL NOT", "SHOULD", "SHOULD NOT", "RECOMMENDED", "NOT RECOMMENDED", "MAY", and "OPTIONAL" in this document are to be interpreted as described in [BCP 14](#) [[RFC2119](#)] [[RFC8174](#)] when, and only when, they appear in all capitals, as shown here.

2. SRv6 Capabilities TLV

The SRv6 Capabilities TLV is used by an OSPFv3 router to advertise its support for the SR Segment Endpoint Node [RFC8754] functionality along with its SRv6-related capabilities. This is an optional top level TLV of the OSPFv3 Router Information LSA [RFC7770] which MUST be advertised by an SRv6-enabled router.

This TLV SHOULD be advertised only once in the OSPFv3 Router Information LSA. When multiple SRv6 Capabilities TLVs are received from a given router, the receiver MUST use the first occurrence of the TLV in the OSPFv3 Router Information LSA. If the SRv6 Capabilities TLV appears in multiple OSPFv3 Router Information LSAs that have different flooding scopes, the TLV in the OSPFv3 Router Information LSA with the area-scoped flooding scope MUST be used. If the SRv6 Capabilities TLV appears in multiple OSPFv3 Router Information LSAs that have the same flooding scope, the TLV in the OSPFv3 Router Information LSA with the numerically smallest LSA ID MUST be used and subsequent instances of the TLV MUST be ignored.

The OSPFv3 Router Information LSA can be advertised at any of the defined flooding scopes (link, area, or Autonomous System (AS)). For the purpose of SRv6 Capabilities TLV advertisement, area-scoped flooding is REQUIRED.

The format of OSPFv3 SRv6 Capabilities TLV is shown below:




Figure 1: SRv6 Capabilities TLV

Where:

- * Type: 2-octet field. The value for this type is 20.
- * Length: 2-octet field. The total length (in octets) of the value portion of the TLV including nested Sub-TLVs.
- * Reserved: 2-octet field. It MUST be set to 0 on transmission and MUST be ignored on receipt.

* Flags: 2-octet field. The flags are defined as follows:

```

      0                               1
      0 1 2 3 4 5 6 7 8 9 0 1 2 3 4 5
+-+--+--+--+--+--+--+--+--+--+--+--+
| 0|                                     |
+-+--+--+--+--+--+--+--+--+--+--+--+

```

where:

- 0-flag: If set, then the router is capable of supporting the 0-bit in the SRH flags, as specified in [\[RFC9259\]](#).
- Other flags are not defined and are reserved for future use. They MUST be set to 0 on transmission and MUST be ignored on receipt.

The SRv6 Capabilities TLV may contain optional Sub-TLVs. No Sub-TLVs are defined in this specification.

3. Advertisement of Supported Algorithms

An SRv6-enabled OSPFv3 router advertises its algorithm support using the SR-Algorithm TLV defined in [\[RFC8665\]](#) as described in [\[RFC8666\]](#).

4. Advertisement of Maximum SRv6 SID Depths

An SRv6-enabled router may have different capabilities and limits related to SRH processing and this needs to be advertised to other OSPFv3 routers in the SRv6 domain.

[\[RFC8476\]](#) defines the means to advertise node and link specific values for Maximum SID Depth (MSD) types. Node MSDs are advertised using the Node MSD TLV in the OSPFv3 Router Information LSA [\[RFC7770\]](#) while Link MSDs are advertised using the Link MSD Sub-TLV of the Router-Link TLV [\[RFC8362\]](#). The format of the MSD types for OSPFv3 is defined in [\[RFC8476\]](#).

The MSD types for SRv6 that are defined in section 4 of [\[I-D.ietf-lsr-isis-srv6-extensions\]](#) for IS-IS are also used by OSPFv3. These MSD Types are allocated under the IGP MSD Types registry maintained by IANA that are shared by IS-IS and OSPF. They are described below:

4.1. Maximum Segments Left MSD Type

The Maximum Segments Left MSD Type signals the maximum value of the "Segments Left" field of the SRH of a received packet before applying the Endpoint behavior associated with a SID. If no value is advertised, the supported value is assumed to be 0.

4.2. Maximum End Pop MSD Type

The Maximum End Pop MSD Type signals the maximum number of SIDs in the SRH to which the router can apply "Penultimate Segment Pop (PSP) of the SRH" or "Ultimate Segment Pop (USP) of the SRH", as defined in [\[RFC8986\]](#) flavors. If the advertised value is zero or no value is advertised, then the router cannot apply PSP or USP flavors.

4.3. Maximum H.Encaps MSD Type

The Maximum H.Encaps MSD Type signals the maximum number of SIDs that can be added as part of the "H.Encaps" behavior as defined in [\[RFC8986\]](#). If the advertised value is zero or no value is advertised then the headend can apply an SR Policy that only contains one segment, without inserting any SRH. A non-zero SRH Max H.encaps MSD indicates that the headend can insert an SRH with SIDs up to the advertised value.

4.4. Maximum End D MSD Type

The Maximum End D MSD Type specifies the maximum number of SIDs present in an SRH when performing decapsulation. These include, but not limited to, End.DX6, End.DT4, End.DT46, End with USD, End.X with USD as defined in [\[RFC8986\]](#). If the advertised value is zero or no value is advertised, then the router cannot apply any behavior that results in decapsulation and forwarding of the inner packet when the outer IPv6 header contains an SRH.

5. SRv6 SIDs and Reachability

An SRv6 Segment Identifier (SID) is 128 bits and consists of Locator, Function, and Argument parts as described in [\[RFC8986\]](#).

An OSPFv3 router is provisioned with algorithm-specific locators for each algorithm supported by that router. Each locator is a covering prefix for all SIDs provisioned on that router that have the matching algorithm.

Locators MUST be advertised within an SRv6 Locator TLV (see [Section 7.1](#)) using an SRv6 Locator LSA (see [Section 7](#)). The SRv6 Locator LSA is introduced instead of reusing the respective Extended

Prefix LSAs [[RFC8362](#)] for a clear distinction between the two different types of reachability advertisements (viz., the base OSPFv3 prefix reachability advertisements and the SRv6 Locator reachability advertisements).

Forwarding entries for the locators advertised in the SRv6 Locator TLV MUST be installed in the forwarding plane of receiving SRv6-capable routers when the associated algorithm is supported by the receiving OSPFv3 router. Locators can be of different route types similar to existing OSPFv3 route types - Intra-Area, Inter-Area, External, and NSSA. The advertisement and propagation of the SRv6 Locator LSAs also follow the OSPFv3 [[RFC5340](#)] specifications for the respective route types. The processing of the prefix advertised in the SRv6 Locator TLV, the calculation of its reachability, and the installation in the forwarding plane follows the OSPFv3 [[RFC5340](#)] specifications for the respective route types.

Locators associated with algorithms 0 and 1 SHOULD be advertised using the respective OSPFv3 Extended LSA types with extended TLVs [[RFC8362](#)] so that routers that do not support SRv6 will install a forwarding entry for SRv6 traffic matching those locators. When operating in Extended LSA sparse-mode [[RFC8362](#)], these locators SHOULD be also advertised using the respective legacy OSPFv3 LSAs [[RFC5340](#)].

When SRv6 Locators are also advertised as Intra-Area-Prefix-LSAs and/or E-Intra-Area-Prefix-LSAs, the SRv6 Locator MUST be considered as a prefix associated with the router and the referenced LSA type MUST point to the Router LSA of the advertising router as specified in [Section 4.4.3.9 of \[RFC5340\]](#).

In cases where a locator advertisement is received both in a prefix reachability advertisement (i.e., via legacy OSPFv3 LSAs and/or Extended Prefix TLVs using OSPFv3 Extended LSAs) and an SRv6 Locator TLV, the prefix reachability advertisement in the OSPFv3 legacy LSA or Extended LSA MUST be preferred over the advertisement in the SRv6 Locator TLV when installing entries in the forwarding plane. This is to prevent inconsistent forwarding entries between SRv6 capable and SRv6 incapable OSPFv3 routers. Such preference for prefix reachability advertisement does not have any impact on the rest of the data advertised in the SRv6 Locator TLV.

SRv6 SIDs are advertised as Sub-TLVs in the SRv6 Locator TLV except for SRv6 End.X SIDs/LAN End.X SIDs which are associated with a specific Neighbor/Link and are therefore advertised as Sub-TLVs of E-Router-Link TLV.

SRv6 SIDs received from other OSPFv3 routers are not directly routable and MUST NOT be installed in the forwarding plane. Reachability to SRv6 SIDs depends upon the existence of a covering locator.

Adherence to the rules defined in this section will assure that SRv6 SIDs associated with a supported algorithm will be forwarded correctly, while SRv6 SIDs associated with an unsupported algorithm will be dropped. NOTE: The drop behavior depends on the absence of a default/summary route matching the locator prefix.

For forwarding to work correctly, the locator associated with SRv6 SID advertisements must be the longest prefix match installed in the forwarding plane for those SIDs. To ensure correct forwarding, network operators should take steps to make sure that this requirement is not compromised. For example, the following situations should be avoided:

- * Another locator associated with a different algorithm is the longest prefix match
- * Another prefix advertised via OSPFv3 legacy or Extended LSA advertisement is the longest prefix match

5.1. SRv6 Flexible Algorithm

[I-D.ietf-lsr-flex-algo] specifies IGP Flexible Algorithm mechanisms for OSPFv3. Section 14.2 of [I-D.ietf-lsr-flex-algo] explains SRv6 forwarding for Flexible Algorithm and the same applies to supporting SRv6 Flexible Algorithm using OSPFv3. When the algorithm value that is advertised in the SRv6 Locator TLV (refer to [Section 7.1](#)) represents a Flexible Algorithm, the procedures described in [section 14.2](#) of [I-D.ietf-lsr-flex-algo] are followed for the programming of those specific SRv6 Locators.

Locators associated with Flexible Algorithms SHOULD NOT be advertised in the base OSPFv3 prefix reachability advertisements. Advertising the Flexible Algorithm locator in a regular prefix reachability advertisement would make them available for non-Flexible Algorithm forwarding (i.e., algorithm 0).

The procedures for OSPFv3 Flexible Algorithm for SR-MPLS, as specified in [I-D.ietf-lsr-flex-algo], like ASBR reachability, inter-area, external, and NSSA prefix advertisements and their use in Flexible Algorithm route computation also apply for SRv6.

6. Advertisement of Anycast Property

Both prefixes and SRv6 Locators may be configured as anycast and as such the same value can be advertised by multiple routers. It is useful for other routers to know that the advertisement is for an anycast identifier.

A new bit in OSPFv3 PrefixOptions [[RFC5340](#)] is defined to advertise the anycast property:

```

      0  1  2  3  4  5  6  7
    +--+--+--+--+--+--+--+
    |AC|EL| N|DN| P| x|LA|NU|
    +--+--+--+--+--+--+--+

```

Figure 2: OSPFv3 Prefix Options Field

Value: 0x80

Description: Anycast (AC-bit)

When the prefix/SRv6 Locator is configured as anycast, the AC-bit SHOULD be set. Otherwise, this flag MUST be clear.

The AC-bit MUST be preserved when re-advertising the prefix/SRv6 Locator across areas.

The AC-bit and the N-bit MUST NOT both be set. If both N-bit and AC-bit are set in the prefix/SRv6 Locator advertisement, the receiving routers MUST ignore the N-bit.

The same prefix/SRv6 Locator can be advertised by multiple routers. If at least one of them sets the AC-bit in its advertisement, the prefix/SRv6 Locator SHOULD be considered as anycast.

A prefix/SRv6 Locator that is advertised by a single node and without an AC-bit is considered node-specific.

All the nodes advertising the same anycast SRv6 Locator MUST instantiate the exact same set of SIDs under that anycast SRv6 Locator. Failure to do so may result in traffic being dropped or misrouted.

The PrefixOptions field is common to the prefix reachability advertisements (i.e., the base OSPFv3 prefix LSA types defined in [[RFC5340](#)] and the OSPFv3 Extended Prefix TLV types defined in [[RFC8362](#)]) and the SRv6 Locator TLV advertisements specified in [Section 7.1](#) of this document. When a router originates both the

prefix reachability advertisement and the SRv6 Locator advertisement for a given prefix, the router SHOULD advertise the same PrefixOptions bits in both advertisements. In the case of any inconsistency between the PrefixOptions advertised in the SRv6 Locator and in the prefix reachability advertisements, the ones advertised in prefix reachability advertisement MUST be preferred.

7. SRv6 Locator LSA

The SRv6 Locator LSA has a function code of 42 while the S1/S2 bits are dependent on the desired flooding scope for the LSA. The flooding scope of the SRv6 Locator LSA depends on the scope of the advertised SRv6 Locator and is under the control of the advertising router. The U-bit will be set indicating that the LSA should be flooded even if it is not understood.

Multiple SRv6 Locator LSAs can be advertised by an OSPFv3 router and they are distinguished by their Link State IDs (which are chosen arbitrarily by the originating router).

The format of SRv6 Locator LSA is shown below:

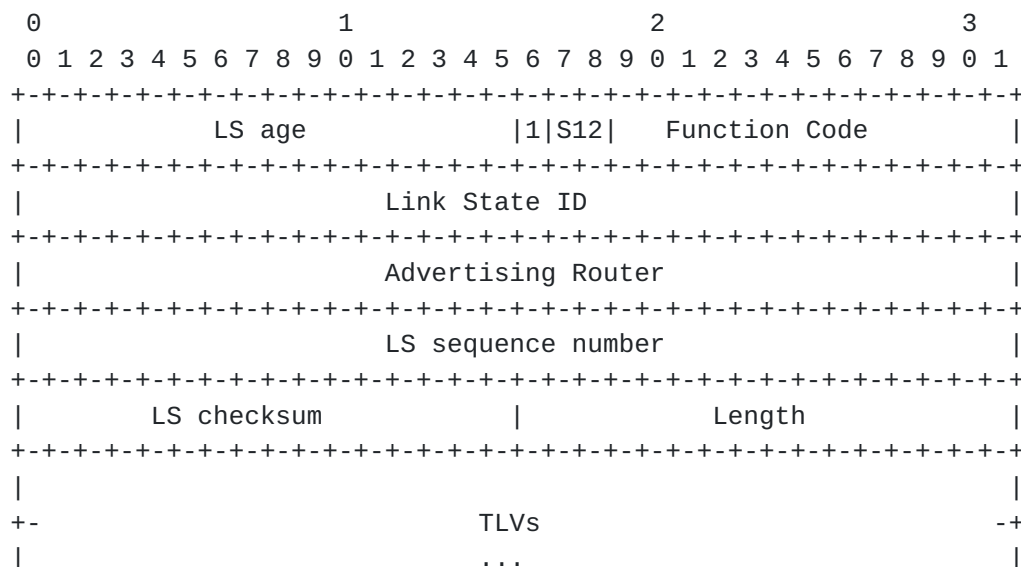


Figure 3: SRv6 Locator LSA

The format of the TLVs within the body of the SRv6 Locator LSA is the same as the format used by [\[RFC3630\]](#). The variable TLV section consists of one or more nested TLV tuples. Nested TLVs are also referred to as Sub-TLVs. The format of each TLV is:




Figure 4: SRv6 Locator LSA TLV Format

The Length field defines the length of the value portion in octets (thus, a TLV with no value portion would have a length of 0). The TLV is padded to 4-octet alignment; padding is not included in the Length field (so a 3-octet value would have a length of 3, but the total size of the TLV would be 8 octets). Nested TLVs are also 32-bit aligned. For example, a 1-byte value would have the Length field set to 1 and 3 octets of padding would be added to the end of the value portion of the TLV. The padding is composed of zeros.

7.1. SRv6 Locator TLV

The SRv6 Locator TLV is a top-level TLV of the SRv6 Locator LSA that is used to advertise an SRv6 Locator, its attributes, and SIDs associated with it. Multiple SRv6 Locator TLVs MAY be advertised in each SRv6 Locator LSA. However, since the S12 bits define the flooding scope, the LSA flooding scope MUST satisfy the application-specific requirements for all the locators included in a single SRv6 Locator LSA.

When multiple SRv6 Locator TLVs are received from a given router in an SRv6 Locator LSA for the same Locator, the receiver MUST use the first occurrence of the TLV in the LSA. If the SRv6 Locator TLV for the same Locator appears in multiple SRv6 Locator LSAs that have different flooding scopes, the TLV in the SRv6 Locator LSA with the area-scoped flooding scope MUST be used. If the SRv6 Locator TLV for the same Locator appears in multiple SRv6 Locator LSAs that have the same flooding scope, the TLV in the SRv6 Locator LSA with the numerically smallest Link-State ID MUST be used and subsequent instances of the TLV MUST be ignored.

The format of SRv6 Locator TLV is shown below:

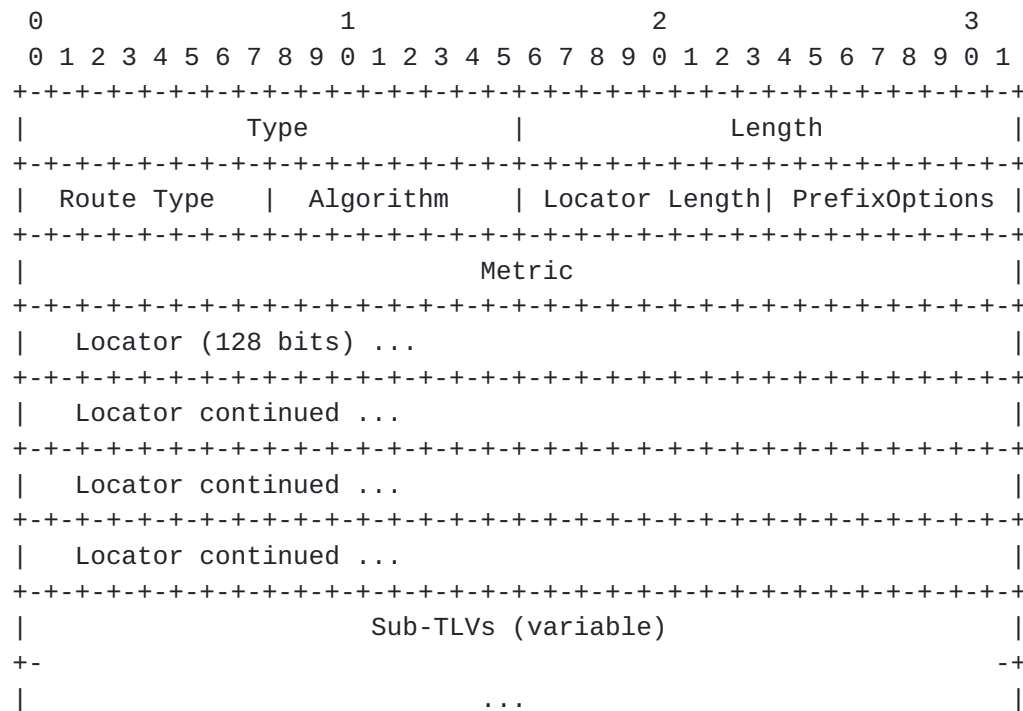


Figure 5: SRv6 Locator TLV

Where:

Type: 2-octet field. The value for this type is 1.

Length: 2-octet field. The total length (in octets) of the value portion of the TLV including nested Sub-TLVs.

Route Type: 1-octet field. The type of the locator route. The only supported types are the ones listed below and the SRv6 Locator TLV MUST be ignored on receipt of any other type.

- 1 - Intra-Area
- 2 - Inter-Area
- 3 - AS External Type 1
- 4 - AS External Type 2
- 5 - NSSA External Type 1
- 6 - NSSA External Type 2

Algorithm: 1-octet field. The algorithm associated with the SRv6 Locator. Algorithm values are defined in the IGP Algorithm Type registry.

Locator Length: 1-octet field. Specifies the length of the Locator prefix as the number of locator bits from the range (1-128).

PrefixOptions: 1-octet field. Specifies the prefix options bits/flags as specified in [[RFC5340](#)] and further extended by [[RFC8362](#)] and [Section 6](#) of this document.

Metric: 4-octet field. The metric value associated with the SRv6 Locator. The metric value of 0xFFFFFFFF MUST be considered as unreachable.

Locator: 16-octet field. This field encodes the advertised SRv6 Locator.

Sub-TLVs: Used to advertise Sub-TLVs that provide additional attributes for the given SRv6 Locator and SRv6 SIDs associated with the SRv6 Locator.

7.2. SRv6 Locator Sub-TLVs

The following OSPFv3 Extended-LSA sub-TLVs corresponding to the Extended Prefix LSAs are also applicable for use as sub-TLVs of the SRv6 Locator TLV using code points as specified in [Section 13.7](#):

- * IPv6-Forwarding-Address sub-TLV [[RFC8362](#)]
- * Route-Tag sub-TLV [[RFC8362](#)]
- * Prefix Source OSPF Router-ID sub-TLV [[RFC9084](#)]
- * Prefix Source Router Address sub-TLV [[RFC9084](#)]

8. Advertisement of SRv6 End SIDs

The SRv6 End SID Sub-TLV is a Sub-TLV of the SRv6 Locator TLV in the SRv6 Locator LSA (defined in [Section 7](#)). It is used to advertise the SRv6 SIDs belonging to the router along with their associated endpoint behaviors. SIDs associated with adjacencies are advertised as described in [Section 9](#). Every SRv6-enabled OSPFv3 router SHOULD advertise at least one SRv6 SID associated with an END behavior for itself as specified in [[RFC8986](#)].

SRv6 End SIDs inherit the algorithm from the parent locator. The SRv6 End SID MUST be allocated from its associated locator. SRv6 End SIDs that are NOT allocated from the associated locator MUST be ignored.

The router MAY advertise multiple instances of the SRv6 End SID Sub-TLV within the SRv6 Locator TLV - one for each of the SRv6 SIDs to be advertised. When multiple SRv6 End SID Sub-TLVs are received in the SRv6 Locator TLV from a given router for the same SRv6 SID value, the receiver MUST use the first occurrence of the Sub-TLV in the SRv6 Locator TLV.

The format of SRv6 End SID Sub-TLV is shown below

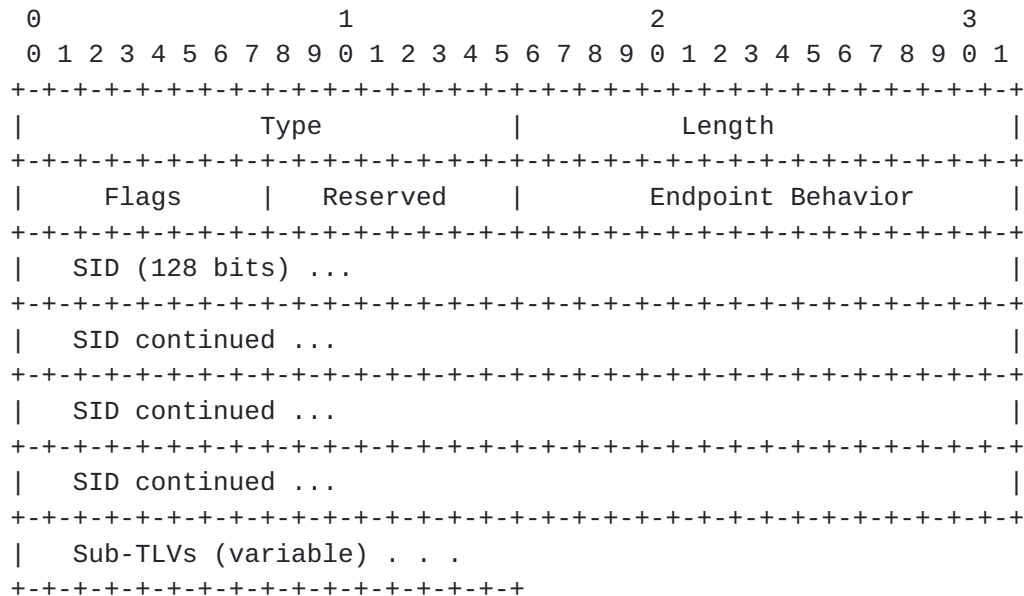


Figure 6: SRv6 End SID Sub-TLV

Where:

Type: 2-octet field. The value for this type is 1.

Length: 2-octet field. The total length (in octets) of the value portion of the Sub-TLV including its further nested Sub-TLVs.

Reserved: 1-octet field. It MUST be set to 0 on transmission and MUST be ignored on receipt.

Flags: 1-octet field. It specifies the flags associated with the SID. No flags are currently defined and this field MUST be set to 0 on transmission and MUST be ignored on receipt.

Endpoint Behavior: 2 octets field. The endpoint behavior code point for this SRv6 SID as defined in [\[RFC8986\]](#). Supported behavior values for this sub-TLV are defined in [Section 11](#) of this document. Unsupported or unrecognized behavior values are ignored by the receiver.

SID: 16-octet field. This field encodes the advertised SRv6 SID.

Sub-TLVs: Used to advertise Sub-TLVs that provide additional attributes for the given SRv6 SID.

9. Advertisement of SRv6 SIDs Associated with Adjacencies

The SRv6 endpoint behaviors defined in [[RFC8986](#)] include certain behaviors that are specific to links or adjacencies. The most basic of these which is critical for link-state routing protocols like OSPFv3 is the End.X behavior that is an instruction to forward to a specific neighbor on a specific link. These SRv6 SIDs and others that are defined in [[RFC8986](#)] which are specific to links or adjacencies need to be advertised to OSPFv3 routers within an area to steer SRv6 traffic over a specific link or adjacency.

The advertisement of SRv6 SIDs that are specific to a particular neighbor is accomplished via two different optional Sub-TLVs of the E-Router-Link TLV defined in [[RFC8362](#)]:

- * SRv6 End.X SID Sub-TLV: Used for OSPFv3 adjacencies over point-to-point or point-to-multipoint links and for the adjacency to the Designated Router (DR) over broadcast and Non-Broadcast-Multi-Access (NBMA) links.
- * SRv6 LAN End.X SID Sub-TLV: Used for OSPFv3 adjacencies on broadcast and NBMA links to the Backup DR and DR-Other neighbors. This Sub-TLV includes the OSPFv3 Router-ID of the neighbor and thus allows for an instance of this Sub-TLV for each neighbor to be explicitly advertised as a Sub-TLV of the E-Router-Link TLV for the same link.

Every SRv6 enabled OSPFv3 router SHOULD instantiate at least one unique SRv6 End.X SID corresponding to each of its neighbors. A router MAY instantiate more than one SRv6 End.X SID for a single neighbor. The same SRv6 End.X SID MAY be advertised for more than one neighbor. Thus multiple instances of the SRv6 End.X SID and SRv6 LAN End.X SID Sub-TLVs MAY be advertised within the E-Router-Link TLV for a single link.

All End.X and LAN End.X SIDs MUST be subsumed by the subnet of a Locator with the matching algorithm which is advertised by the same OSPFv3 router in an SRv6 Locator TLV. End.X SIDs which do not meet this requirement MUST be ignored. This ensures that the OSPFv3 router advertising the End.X or LAN End.X SID is also advertising its corresponding Locator with the algorithm that will be used for computing paths destined to the SID.

9.1. SRv6 End.X SID Sub-TLV

The format of the SRv6 End.X SID Sub-TLV is shown below

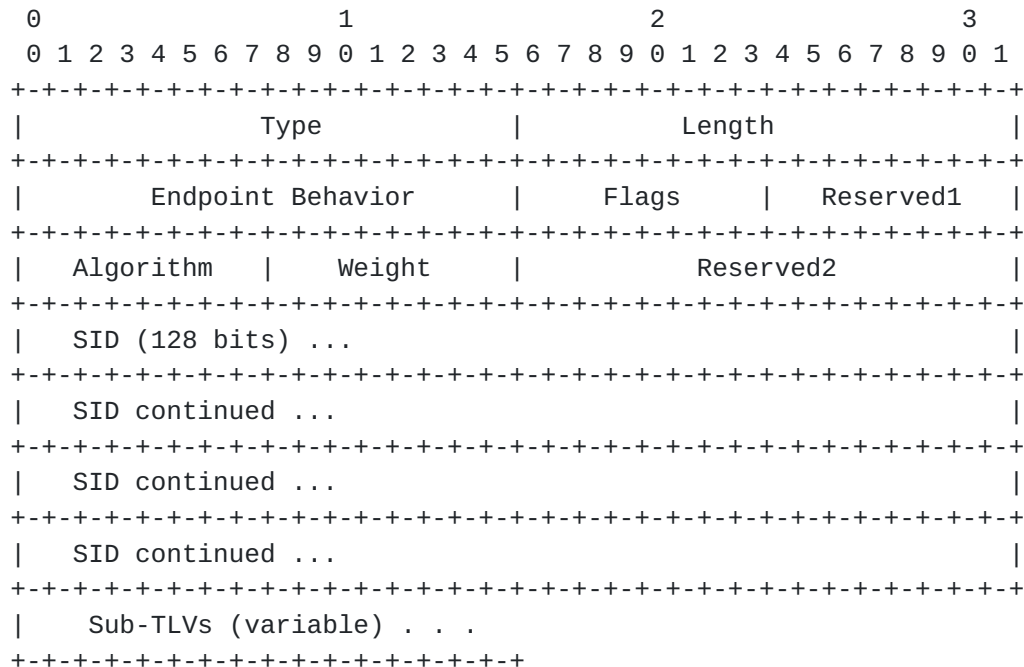


Figure 7: SRv6 End.X SID Sub-TLV

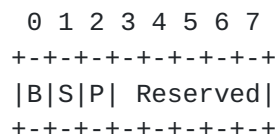
Where:

Type: 2-octet field. The value for this type is 31.

Length: 2-octet field. The total length (in octets) of the value portion of the Sub-TLV including its further nested Sub-TLVs.

Endpoint Behavior: 2-octet field. The endpoint behavior code point for this SRv6 SID as defined in [RFC8986]. Supported behavior values for this sub-TLV are defined in [Section 11](#) of this document. Unsupported or unrecognized behavior values are ignored by the receiver.

Flags: 1-octet field. The flags are defined as follows:



- B-Flag: Backup Flag. If set, the SID refers to a path that is eligible for protection.

- S-Flag: Set Flag. When set, the S-Flag indicates that the End.X SID refers to a set of adjacencies (and therefore MAY be assigned to other adjacencies as well).
- P-Flag: Persistent Flag: If set, the SID is persistently allocated, i.e., the SID value remains consistent across router restart and session/interface flap.
- Other flags are not defined and are reserved for future use. They MUST be set to 0 on transmission and MUST be ignored on receipt.

Reserved1: 1-octet field. It MUST be set to 0 on transmission and MUST be ignored on receipt.

Algorithm: 1-octet field. The algorithm associated with the SRv6 Locator from which the SID is allocated. Algorithm values are defined in the IGP Algorithm Type registry.

Weight: 1-octet field. Its value represents the weight of the End.X SID for load-balancing. The use of the weight is defined in [[RFC8402](#)].

Reserved2: 2-octet field. It MUST be set to 0 on transmission and MUST be ignored on receipt.

SID: 16-octet field. This field encodes the advertised SRv6 SID.

Sub-TLVs: Used to advertise Sub-TLVs that provide additional attributes for the given SRv6 End.X SID.

[9.2.](#) SRv6 LAN End.X SID Sub-TLV

The format of the SRv6 LAN End.X SID Sub-TLV is as shown below:

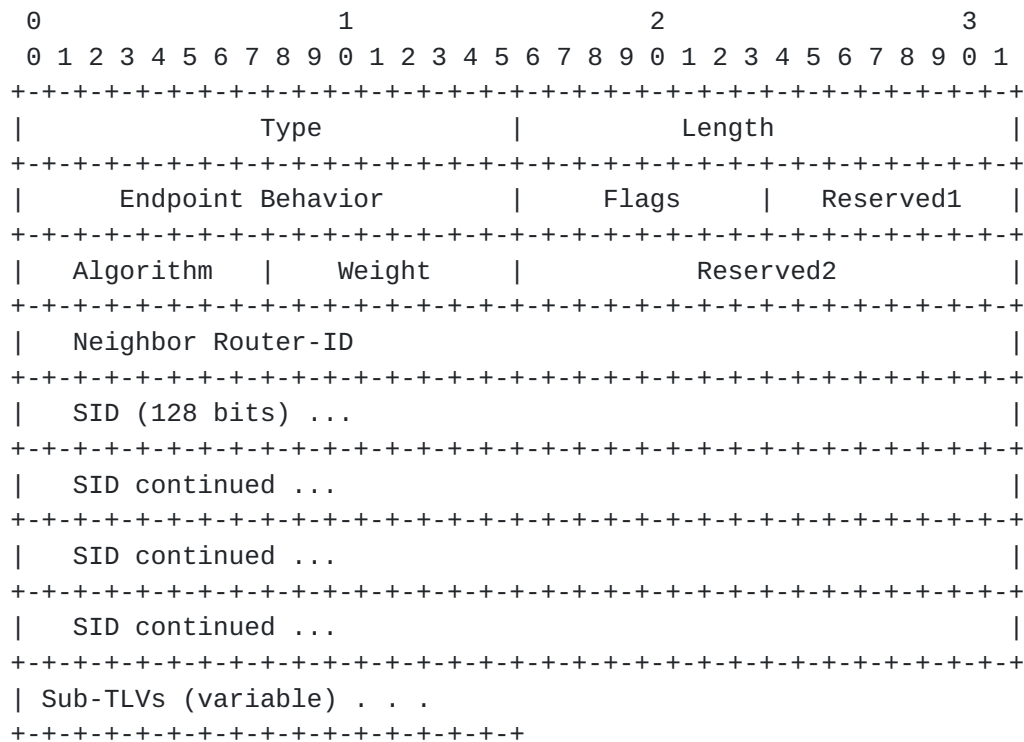


Figure 8: SRv6 LAN End.X SID Sub-TLV

Where:

- * Type: 2-octet field. The value for this type is 32.
- * Length: 2-octet field. The total length (in octets) of the value portion of the Sub-TLV including its further nested Sub-TLVs.
- * Endpoint Behavior: 2-octet field. The code point for the endpoint behavior for this SRv6 SID as defined in [section 9.2 of \[RFC8986\]](#).
- * Flags: 1-octet field. The flags are defined as follows:

0	1	2	3	4	5	6	7
B S P Reserved							

- B-Flag: Backup Flag. If set, the SID refers to a path that is eligible for protection.
- S-Flag: Set Flag. When set, the S-Flag indicates that the End.X SID refers to a set of adjacencies (and therefore MAY be assigned to other adjacencies as well).

- P-Flag: Persistent Flag: If set, the SID is persistently allocated, i.e., the SID value remains consistent across router restart and session/interface flap.
 - Other flags are not defined and are reserved for future use. They MUST be set to 0 on transmission and MUST be ignored on receipt.
- * Reserved1: 1-octet field. It MUST be set to 0 on transmission and MUST be ignored on receipt.
 - * Algorithm: 1-octet field. The algorithm associated with the SRv6 Locator from which the SID is allocated. Algorithm values are defined in the IGP Algorithm Type registry.
 - * Weight: 1-octet field. Its value represents the weight of the End.X SID for load balancing. The use of the weight is defined in [[RFC8402](#)].
 - * Reserved2: 2-octet field. It MUST be set to 0 on transmission and MUST be ignored on receipt.
 - * Neighbor Router-ID: 4-octet field. It specifies the OSPFv3 Router-id of the neighbor.
 - * SID: 16-octet field. This field encodes the advertised SRv6 SID.
 - * Sub-TLVs: Used to advertise Sub-TLVs that provide additional attributes for the given SRv6 SID.

10. SRv6 SID Structure Sub-TLV

SRv6 SID Structure Sub-TLV is used to advertise the structure of the SRv6 SID as defined in [[RFC8986](#)]. It is used as an optional Sub-TLV of the following:

- * SRv6 End SID Sub-TLV (refer to [Section 8](#))
- * SRv6 End.X SID Sub-TLV (refer to [Section 9.1](#))
- * SRv6 LAN End.X SID Sub-TLV (refer to [Section 9.2](#))

The Sub-TLV has the following format:

The details of these potential applications are outside the scope of this document.

11. Advertising Endpoint Behaviors

Endpoint behaviors are defined in [RFC8986]. The codepoints for the Endpoint behaviors are defined in the "SRv6 Endpoint Behaviors" registry of [RFC8986]. This section lists the Endpoint behaviors and their codepoints, which MAY be advertised by OSPFv3 and the Sub-TLVs in which each type MAY appear.

Endpoint Behavior	Endpoint Behavior Codepoint	End SID	End.X SID	LAN End.X SID
End (PSP, USP, USD)	1-4, 28-31	Y	N	N
End.X (PSP, USP, USD)	5-8, 32-35	N	Y	Y
End.DX6	16	N	Y	Y
End.DX4	17	N	Y	Y
End.DT6	18	Y	N	N
End.DT4	19	Y	N	N
End.DT64	20	Y	N	N

Figure 10: SRv6 Endpoint Behaviors in OSPFv3

12. Security Considerations

Existing security extensions as described in [RFC5340] and [RFC8362] apply to these SRv6 extensions. While OSPFv3 is under a single administrative domain, there can be deployments where potential attackers have access to one or more networks in the OSPFv3 routing domain. In these deployments, stronger authentication mechanisms such as those specified in [RFC4552] or [RFC7166] SHOULD be used.

Implementations MUST assure that malformed TLV and Sub-TLV defined in this document are detected and do not provide a vulnerability for attackers to crash the OSPFv3 router or routing process. Reception of malformed TLV or Sub-TLV SHOULD be counted and/or logged for further analysis. Logging of malformed TLVs and Sub-TLVs SHOULD be rate-limited to prevent a Denial of Service (DoS) attack (distributed or otherwise) from overloading the OSPFv3 control plane.

This document describes the OSPFv3 extensions required to support Segment Routing over an IPv6 data plane. The security considerations for Segment Routing are discussed in [\[RFC8402\]](#). [\[RFC8986\]](#) defines the SRv6 Network Programming concept and specifies the main Segment Routing behaviors to enable the creation of interoperable overlays; the security considerations from that document apply too.

The advertisement for an incorrect MSD value may have negative consequences, see [\[RFC8476\]](#) for additional considerations.

Security concerns associated with the setting of the O-flag are described in [\[RFC9259\]](#).

Security concerns associated with the usage of Flexible Algorithms are described in [\[I-D.ietf-lsr-flex-algo\]](#).

[13.](#) IANA Considerations

This document requests IANA to perform allocations from OSPF and OSPFv3 related registries as well as creating of new registries as follows.

[13.1.](#) OSPF Router Information TLVs

IANA has allocated a code point via the early allocation process in the "OSPF Router Information (RI) TLVs" registry under the "OSPF Parameters" registry for the new TLV below that needs to be made permanent:

Type 20: SRv6-Capabilities TLV: Refer to [Section 2](#) of this document.

[13.2.](#) OSPFv3 LSA Function Codes

IANA has allocated a code point via the early allocation process in the "OSPFv3 LSA Function Codes" registry under the "OSPFv3 Parameters" registry for the new LSA below that needs to be made permanent:

* Type 42: SRv6 Locator LSA: Refer to [Section 7](#) of this document.

[13.3.](#) OSPFv3 Prefix Options

IANA has allocated a code point via the early allocation process in the "OSPFv3 Prefix Options" registry under the "OSPFv3 Parameters" registry as below that needs to be made permanent:

* Value 0x80: AC-bit: Refer to [Section 6](#) of this document.

13.4. OSPFv3 SRv6 Capabilities TLV Flags

This document requests a new IANA sub-registry name "OSPFv3 SRv6 Capabilities TLV Flags" be created under the "OSPFv3 Parameters" registry to control the assignment of bits in the 16-bit Flags field of the OSPFv3 SRv6 Capabilities TLV specified in this document. The registration procedure is "Standards Action" as defined in [[RFC8126](#)].

The following assignments are made by this document:

- * Value: 0x0001. Description: 0-flag. Reference: [Section 2](#) of this document.

13.5. OSPFv3 Extended-LSA Sub-TLVs

IANA has allocated the following code points via the early allocation process in the "OSPFv3 Extended-LSA Sub-TLVs" registry under the "OSPFv3 Parameters" registry for the new Sub-TLVs below that need to be made permanent:

- * Type 30: SRv6 SID Structure Sub-TLV: Refer to [Section 10](#) of this document.
- * Type 31: SRv6 End.X SID Sub-TLV: Refer to [Section 9.1](#) of this document.
- * Type 32: SRv6 LAN End.X SID Sub-TLV: Refer to [Section 9.2](#) of this document.

For all 3 of these sub-TLVs the column L2BM in the registry is set to "Y".

13.6. OSPFv3 Locator LSA TLVs

This document requests the creation of an "OSPFv3 Locator LSA TLVs" registry, that defines top-level TLVs for the OSPFv3 SRv6 Locator LSA, under the "OSPFv3 Parameters" registry. The initial code-points assignment is as below:

- * Type 0: Reserved.
- * Type 1: SRv6 Locator TLV: Refer to [Section 7.1](#) of this document.

Types in the range 2-32767 are allocated via IETF Review or IESG Approval [[RFC8126](#)].

Types in the range 32768-33023 are Reserved for Experimental Use; these will not be registered with IANA and MUST NOT be mentioned by RFCs.

Types in the range 33024-45055 are to be assigned on a First Come First Served (FCFS) basis.

Types in the range 45056-65535 are not to be assigned at this time. Before any assignments can be made in the 45056-65535 range, there MUST be an IETF specification that specifies IANA Considerations that cover the range being assigned.

13.7. OSPFv3 Locator LSA Sub-TLVs

This document requests the creation of an "OSPFv3 Locator LSA Sub-TLVs" registry, that defines Sub-TLVs at any level of nesting for the SRv6 Locator LSA, to be added under the "OSPFv3 Parameters" registry. The initial code-points assignment is as below:

- * Type 0: Reserved.
- * Type 1: SRv6 End SID Sub-TLV: Refer to [Section 8](#) of this document.
- * Type 2: IPv6-Forwarding-Address sub-TLV: Refer to [[RFC8362](#)] and [Section 7.2](#) of this document.
- * Type 3: Route-Tag sub-TLV: Refer to [[RFC8362](#)] and [Section 7.2](#) of this document.
- * Type 4: Prefix Source OSPF Router-ID sub-TLV: Refer to [[RFC9084](#)] and [Section 7.2](#) of this document.
- * Type 5: Prefix Source Router Address sub-TLV: Refer to [[RFC9084](#)] and [Section 7.2](#) of this document.
- * Type 10: SRv6 SID Structure Sub-TLV: Refer to [Section 10](#) of this document.

Types in the range 6-9 and 11-32767 are allocated via IETF Review or IESG Approval [[RFC8126](#)].

Types in the range 32768-33023 are Reserved for Experimental Use; these will not be registered with IANA and MUST NOT be mentioned by RFCs.

Types in the range 33024-45055 are to be assigned on a First Come First Served (FCFS) basis.

Types in the range 45056-65535 are not to be assigned at this time. Before any assignments can be made in the 45056-65535 range, there MUST be an IETF specification that specifies IANA Considerations that cover the range being assigned.

14. Acknowledgements

The authors would like to acknowledge the contributions of Dean Cheng in the early versions of this document. The authors would like to thank Ran Chen and Detao Zhao for their suggestions related to the extension of PrefixOptions for the signaling of the anycast property.

The authors would like to thank Chenzichao, Dirk Goethals, Baalajee S, Yingzhen Qu, Shraddha Hegde, Dhruv Dhody, and Martin Vigoureux for their review and comments on this document. The authors would like to thank Acee Lindem for his detailed shepherd review and feedback for improvement of this document.

15. References

15.1. Normative References

[I-D.ietf-lsr-flex-algo]

Psenak, P., Hegde, S., Filsfils, C., Talaulikar, K., and A. Gulko, "IGP Flexible Algorithm", Work in Progress, Internet-Draft, [draft-ietf-lsr-flex-algo-26](https://www.ietf.org/archive/id/draft-ietf-lsr-flex-algo-26), 17 October 2022, <<https://www.ietf.org/archive/id/draft-ietf-lsr-flex-algo-26.txt>>.

[I-D.ietf-lsr-isis-srv6-extensions]

Psenak, P., Filsfils, C., Bashandy, A., Decraene, B., and Z. Hu, "IS-IS Extensions to Support Segment Routing over IPv6 Dataplane", Work in Progress, Internet-Draft, [draft-ietf-lsr-isis-srv6-extensions-19](https://www.ietf.org/archive/id/draft-ietf-lsr-isis-srv6-extensions-19), 14 November 2022, <<https://www.ietf.org/archive/id/draft-ietf-lsr-isis-srv6-extensions-19.txt>>.

[RFC2119] Bradner, S. and RFC Publisher, "Key words for use in RFCs to Indicate Requirement Levels", [BCP 14](https://www.rfc-editor.org/info/rfc2119), [RFC 2119](https://www.rfc-editor.org/info/rfc2119), DOI 10.17487/RFC2119, March 1997, <<https://www.rfc-editor.org/info/rfc2119>>.

[RFC5340] Coltun, R., Ferguson, D., Moy, J., Lindem, A., and RFC Publisher, "OSPF for IPv6", [RFC 5340](https://www.rfc-editor.org/info/rfc5340), DOI 10.17487/RFC5340, July 2008, <<https://www.rfc-editor.org/info/rfc5340>>.

- [RFC7770] Lindem, A., Ed., Shen, N., Vasseur, JP., Aggarwal, R., and S. Shaffer, "Extensions to OSPF for Advertising Optional Router Capabilities", [RFC 7770](#), DOI 10.17487/RFC7770, February 2016, <<https://www.rfc-editor.org/info/rfc7770>>.
- [RFC8126] Cotton, M., Leiba, B., Narten, T., and RFC Publisher, "Guidelines for Writing an IANA Considerations Section in RFCs", [BCP 26](#), [RFC 8126](#), DOI 10.17487/RFC8126, June 2017, <<https://www.rfc-editor.org/info/rfc8126>>.
- [RFC8174] Leiba, B. and RFC Publisher, "Ambiguity of Uppercase vs Lowercase in [RFC 2119](#) Key Words", [BCP 14](#), [RFC 8174](#), DOI 10.17487/RFC8174, May 2017, <<https://www.rfc-editor.org/info/rfc8174>>.
- [RFC8362] Lindem, A., Roy, A., Goethals, D., Reddy Vallem, V., and F. Baker, "OSPFv3 Link State Advertisement (LSA) Extensibility", [RFC 8362](#), DOI 10.17487/RFC8362, April 2018, <<https://www.rfc-editor.org/info/rfc8362>>.
- [RFC8402] Filsfils, C., Ed., Previdi, S., Ed., Ginsberg, L., Decraene, B., Litkowski, S., Shakir, R., and RFC Publisher, "Segment Routing Architecture", [RFC 8402](#), DOI 10.17487/RFC8402, July 2018, <<https://www.rfc-editor.org/info/rfc8402>>.
- [RFC8476] Tantsura, J., Chunduri, U., Aldrin, S., and P. Psenak, "Signaling Maximum SID Depth (MSD) Using OSPF", [RFC 8476](#), DOI 10.17487/RFC8476, December 2018, <<https://www.rfc-editor.org/info/rfc8476>>.
- [RFC8665] Psenak, P., Ed., Previdi, S., Ed., Filsfils, C., Gredler, H., Shakir, R., Henderickx, W., and J. Tantsura, "OSPF Extensions for Segment Routing", [RFC 8665](#), DOI 10.17487/RFC8665, December 2019, <<https://www.rfc-editor.org/info/rfc8665>>.
- [RFC8666] Psenak, P., Ed. and S. Previdi, Ed., "OSPFv3 Extensions for Segment Routing", [RFC 8666](#), DOI 10.17487/RFC8666, December 2019, <<https://www.rfc-editor.org/info/rfc8666>>.
- [RFC8754] Filsfils, C., Ed., Dukes, D., Ed., Previdi, S., Leddy, J., Matsushima, S., Voyer, D., and RFC Publisher, "IPv6 Segment Routing Header (SRH)", [RFC 8754](#), DOI 10.17487/RFC8754, March 2020, <<https://www.rfc-editor.org/info/rfc8754>>.

- [RFC8986] Filsfils, C., Ed., Camarillo, P., Ed., Leddy, J., Voyer, D., Matsushima, S., Li, Z., and RFC Publisher, "Segment Routing over IPv6 (SRv6) Network Programming", [RFC 8986](#), DOI 10.17487/RFC8986, February 2021, <<https://www.rfc-editor.org/info/rfc8986>>.
- [RFC9084] Wang, A., Lindem, A., Dong, J., Psenak, P., and K. Talaulikar, Ed., "OSPF Prefix Originator Extensions", [RFC 9084](#), DOI 10.17487/RFC9084, August 2021, <<https://www.rfc-editor.org/info/rfc9084>>.
- [RFC9259] Ali, Z., Filsfils, C., Matsushima, S., Voyer, D., and M. Chen, "Operations, Administration, and Maintenance (OAM) in Segment Routing over IPv6 (SRv6)", [RFC 9259](#), DOI 10.17487/RFC9259, June 2022, <<https://www.rfc-editor.org/info/rfc9259>>.

15.2. Informative References

- [RFC3630] Katz, D., Kompella, K., and D. Yeung, "Traffic Engineering (TE) Extensions to OSPF Version 2", [RFC 3630](#), DOI 10.17487/RFC3630, September 2003, <<https://www.rfc-editor.org/info/rfc3630>>.
- [RFC4552] Gupta, M. and N. Melam, "Authentication/Confidentiality for OSPFv3", [RFC 4552](#), DOI 10.17487/RFC4552, June 2006, <<https://www.rfc-editor.org/info/rfc4552>>.
- [RFC7166] Bhatia, M., Manral, V., and A. Lindem, "Supporting Authentication Trailer for OSPFv3", [RFC 7166](#), DOI 10.17487/RFC7166, March 2014, <<https://www.rfc-editor.org/info/rfc7166>>.

Authors' Addresses

Zhenbin Li
Huawei Technologies
Email: lizhenbin@huawei.com

Zhibo Hu
Huawei Technologies
Email: huzhibo@huawei.com

Ketan Talaulikar (editor)
Cisco Systems
India

Email: ketant.ietf@gmail.com

Peter Psenak
Cisco Systems
Slovakia

Email: ppsenak@cisco.com