

Network Working Group  
Internet-Draft  
Intended status: Experimental  
Expires: January 26, 2017

J. Yi  
Ecole Polytechnique  
B. Parrein  
University of Nantes  
July 25, 2016

**Multi-path Extension for the Optimized Link State Routing Protocol  
version 2 (OLSRv2)  
draft-ietf-manet-olsrv2-multipath-11**

**Abstract**

This document specifies a multi-path extension for the Optimized Link State Routing Protocol version 2 (OLSRv2) to discover multiple disjoint paths, so as to improve reliability of the OLSRv2 protocol. The interoperability with OLSRv2 is retained.

**Status of this Memo**

This Internet-Draft is submitted in full conformance with the provisions of [BCP 78](#) and [BCP 79](#).

Internet-Drafts are working documents of the Internet Engineering Task Force (IETF). Note that other groups may also distribute working documents as Internet-Drafts. The list of current Internet-Drafts is at <http://datatracker.ietf.org/drafts/current/>.

Internet-Drafts are draft documents valid for a maximum of six months and may be updated, replaced, or obsoleted by other documents at any time. It is inappropriate to use Internet-Drafts as reference material or to cite them other than as "work in progress."

This Internet-Draft will expire on January 26, 2017.

**Copyright Notice**

Copyright (c) 2016 IETF Trust and the persons identified as the document authors. All rights reserved.

This document is subject to [BCP 78](#) and the IETF Trust's Legal Provisions Relating to IETF Documents (<http://trustee.ietf.org/license-info>) in effect on the date of publication of this document. Please review these documents carefully, as they describe your rights and restrictions with respect to this document. Code Components extracted from this document must include Simplified BSD License text as described in Section 4.e of the Trust Legal Provisions and are provided without warranty as

described in the Simplified BSD License.

## Table of Contents

<a href="#">1.</a>	<a href="#">Introduction . . . . .</a>	<a href="#">3</a>
<a href="#">1.1.</a>	<a href="#">Motivation and Experiments to Be Conducted . . . . .</a>	<a href="#">3</a>
<a href="#">2.</a>	<a href="#">Terminology . . . . .</a>	<a href="#">5</a>
<a href="#">3.</a>	<a href="#">Applicability Statement . . . . .</a>	<a href="#">5</a>
<a href="#">4.</a>	<a href="#">Protocol Overview and Functioning . . . . .</a>	<a href="#">6</a>
<a href="#">5.</a>	<a href="#">Parameters and Constants . . . . .</a>	<a href="#">7</a>
<a href="#">5.1.</a>	<a href="#">Router Parameters . . . . .</a>	<a href="#">7</a>
<a href="#">6.</a>	<a href="#">Packets and Messages . . . . .</a>	<a href="#">8</a>
<a href="#">6.1.</a>	<a href="#">HELLO and TC messages . . . . .</a>	<a href="#">8</a>
<a href="#">6.1.1.</a>	<a href="#">SOURCE_ROUTE TLV . . . . .</a>	<a href="#">9</a>
<a href="#">6.2.</a>	<a href="#">Datagram . . . . .</a>	<a href="#">9</a>
<a href="#">6.2.1.</a>	<a href="#">Source Routing Header in IPv4 . . . . .</a>	<a href="#">9</a>
<a href="#">6.2.2.</a>	<a href="#">Source Routing Header in IPv6 . . . . .</a>	<a href="#">9</a>
<a href="#">7.</a>	<a href="#">Information Bases . . . . .</a>	<a href="#">10</a>
<a href="#">7.1.</a>	<a href="#">SR-OLSRv2 Router Set . . . . .</a>	<a href="#">10</a>
<a href="#">7.2.</a>	<a href="#">Multi-path Routing Set . . . . .</a>	<a href="#">10</a>
<a href="#">8.</a>	<a href="#">Protocol Details . . . . .</a>	<a href="#">11</a>
<a href="#">8.1.</a>	<a href="#">HELLO and TC Message Generation . . . . .</a>	<a href="#">11</a>
<a href="#">8.2.</a>	<a href="#">HELLO and TC Message Processing . . . . .</a>	<a href="#">11</a>
<a href="#">8.3.</a>	<a href="#">MPR Selection . . . . .</a>	<a href="#">12</a>
<a href="#">8.4.</a>	<a href="#">Datagram Processing at the MP-OLSRv2 Originator . . . . .</a>	<a href="#">12</a>
<a href="#">8.5.</a>	<a href="#">Multi-path Calculation . . . . .</a>	<a href="#">13</a>
<a href="#">8.5.1.</a>	<a href="#">Requirements of Multi-path Calculation . . . . .</a>	<a href="#">13</a>
<a href="#">8.5.2.</a>	<a href="#">Multi-path Dijkstra Algorithm . . . . .</a>	<a href="#">14</a>
<a href="#">8.6.</a>	<a href="#">Multi-path Routing Set Updates . . . . .</a>	<a href="#">15</a>
<a href="#">8.7.</a>	<a href="#">Datagram Forwarding . . . . .</a>	<a href="#">16</a>
<a href="#">9.</a>	<a href="#">Configuration Parameters . . . . .</a>	<a href="#">16</a>
<a href="#">10.</a>	<a href="#">Implementation Status . . . . .</a>	<a href="#">17</a>
<a href="#">10.1.</a>	<a href="#">Multi-path extension based on nOLSRv2 . . . . .</a>	<a href="#">18</a>
<a href="#">10.2.</a>	<a href="#">Multi-path extension based on olsrd . . . . .</a>	<a href="#">18</a>
<a href="#">10.3.</a>	<a href="#">Multi-path extension based on umOLSR . . . . .</a>	<a href="#">18</a>
<a href="#">11.</a>	<a href="#">Security Considerations . . . . .</a>	<a href="#">18</a>
<a href="#">12.</a>	<a href="#">IANA Considerations . . . . .</a>	<a href="#">19</a>
<a href="#">12.1.</a>	<a href="#">Expert Review: Evaluation Guidelines . . . . .</a>	<a href="#">19</a>
<a href="#">12.2.</a>	<a href="#">Message TLV Types . . . . .</a>	<a href="#">19</a>
<a href="#">12.3.</a>	<a href="#">Routing Type . . . . .</a>	<a href="#">20</a>
<a href="#">13.</a>	<a href="#">Acknowledgments . . . . .</a>	<a href="#">20</a>
<a href="#">14.</a>	<a href="#">References . . . . .</a>	<a href="#">20</a>
<a href="#">14.1.</a>	<a href="#">Normative References . . . . .</a>	<a href="#">20</a>
<a href="#">14.2.</a>	<a href="#">Informative References . . . . .</a>	<a href="#">21</a>
<a href="#">Appendix A.</a>	<a href="#">Examples of Multi-path Dijkstra Algorithm . . . . .</a>	<a href="#">23</a>
	<a href="#">Authors' Addresses . . . . .</a>	<a href="#">24</a>



## **1. Introduction**

The Optimized Link State Routing Protocol version 2 (OLSRv2) [[RFC7181](#)] is a proactive link state protocol designed for use in mobile ad hoc networks (MANETs). It generates routing messages periodically to create and maintain a Routing Set, which contains routing information to all the possible destinations in the routing domain. For each destination, there exists a unique Routing Tuple, which indicates the next hop to reach the destination.

This document specifies an extension of the OLSRV2 protocol [[RFC7181](#)], to provide multiple disjoint paths when appropriate for a source-destination pair. Because of the characteristics of MANETs [[RFC2501](#)], especially the dynamic topology, having multiple paths is helpful for increasing network throughput, improving forwarding reliability and load balancing.

The Multi-path OLSRV2 (MP-OLSRv2) specified in this document uses Multi-path Dijkstra algorithm by default to explore multiple disjoint paths from a source router to a destination router based on the topology information obtained through OLSRV2, and to forward the datagrams in a load-balancing manner using source routing. MP-OLSRv2 is designed to be interoperable with OLSRV2.

### **1.1. Motivation and Experiments to Be Conducted**

This document is an experimental extension of OLSRV2 that can increase the data forwarding reliability in dynamic and high-load MANET scenarios by transmitting datagrams over multiple disjoint paths using source routing. This mechanism is used because:

- o Disjoint paths can avoid single route failures.
- o Transmitting datagrams through parallel paths can increase aggregated throughput.
- o Some scenarios may require some routers must (or must not) be used.
- o Having control of the paths at the source benefits the load balancing and traffic engineering.
- o An application of this extension is in combination with Forward Error Correction (FEC) coding applied across packets (erasure coding). Because the packet drop is normally bursty in a path (for example, due to route failure), erasure coding is less effective in single path routing protocols. By providing multiple disjoint paths, the application of erasure coding with multi-path



protocol is more resilient to routing failures.

While in existing deployments, running code and simulations have proven the interest of multi-path extension for OLSRV2 in certain networks, more experiments and experiences are still needed to understand the effects of the protocol. The multi-path extension for OLSRV2 is expected to be revised and improved to the Standard Track, once sufficient operational experience is obtained. Other than general experiences including the protocol specification and interoperability with original OLSRV2 implementations, the experiences in the following aspects are highly appreciated:

- o Optimal values for the number of multiple paths (NUMBER\_OF\_PATHS) to be used. This depends on the network topology and router density.
- o Optimal values used in the metric functions. Metric functions are applied to increase the metric of used links and nodes so as to obtain disjoint paths. What kind of disjointness is desired (node-disjoint or link-disjoint) may depend on the layer 2 protocol used, and can be achieved by setting different sets of metric functions.
- o Use of different metric types. This multi-path extension can be used with metric types that meet the requirement of OLSRV2, such as [[RFC7779](#)]. The metric type used has also impact to the choice of metric functions as indicated in the previous bullet point.
- o The impact of partial topology information to the multi-path calculation. OLSRV2 maintains a partial topology information base to reduce protocol overhead. Although with existing experience, multiple paths can be obtained even with such partial information, the calculation might be impacted, depending on the MPR selection algorithm used.
- o Optimal choice of "key" routers for IPv4 loose source routing. In some cases, loose source routing is used to reduce overhead or for interoperability with OLSRV2 routers. Other than the basic rules defined in the following of this document, optimal choices of routers to put in the loose source routing header can be further studied.
- o Different path-selection schedulers. By default, Round-Robin scheduling is used to select a path to be used for datagrams. In some scenarios, weighted scheduling can be considered: for example, the paths with lower metrics (i.e., higher quality) can transfer more datagrams compared to paths with higher metrics.



- o The impacts of the delay variation due to multi-path routing. [\[RFC2991\]](#) brings out some concerns of multi-path routing, especially variable latencies. Although current experiment results show that multi-path routing can reduce the jitter in dynamic scenarios, some transport protocols or applications may be sensitive to the datagram re-ordering.
- o The disjoint multi-path protocol has interesting application with erasure coding, especially for services like video/audio streaming. The combination of erasure coding mechanisms and this extension is thus encouraged.
- o Different algorithms to obtain multiple paths, other than the default Multi-path Dijkstra algorithm introduced in this specification.
- o The use of multi-topology information. By using [\[RFC7722\]](#), multiple topologies using different metric types can be obtained. Although there is no work defining how this extension can make use of the multi-topology information base yet, it is encouraged to experiment with the use of multiple metrics for building multiple paths.

## 2. Terminology

The key words "MUST", "MUST NOT", "REQUIRED", "SHALL", "SHALL NOT", "SHOULD", "SHOULD NOT", "RECOMMENDED", "NOT RECOMMENDED", "MAY", and "OPTIONAL" in this document are to be interpreted as described in [\[RFC2119\]](#).

This document uses the terminology and notation defined in [\[RFC5444\]](#), [\[RFC6130\]](#), [\[RFC7181\]](#). Additionally, it defines the following terminology:

OLSRv2 Routing Process - The routing process based on [\[RFC7181\]](#), without multi-path extension specified in this document.

MP-OLSRv2 Routing Process - The multi-path routing process based on this specification as an extension to [\[RFC7181\]](#).

## 3. Applicability Statement

As an extension of OLSRV2, this specification is applicable to MANETs for which OLSRV2 is applicable (see [\[RFC7181\]](#)). It can operate on single, or multiple interfaces, to discover multiple disjoint paths from a source router to a destination router. MP-OLSRv2 is designed





for networks with dynamic topology by avoiding single route failure. It can also provide higher aggregated throughput and load balancing.

In a router supporting MP-OLSRv2, MP-OLSRv2 does not necessarily replace OLSRV2 completely. The extension can be applied for certain applications that are suitable for multi-path routing (mainly video or audio streams), based on the information such as DiffServ Code Point [[RFC2474](#)].

Compared to OLSRV2, this extension does not introduce new message type. A new Message TLV Type is introduced to identify the routers that support forwarding based on source route header. It is interoperable with OLSRV2 implementations that do not have this extension.

MP-OLSRv2 supports two different, but interoperable multi-path calculation approaches: proactive and reactive. In the proactive calculation, the paths to all the destinations are calculated before needed. In the reactive calculation, only the paths to desired destination(s) are calculated on demand. The proactive approach requires more computational resources than the reactive one. The reactive approach requires the IP forwarding plane to trigger the multi-path calculation.

MP-OLSRv2 forwards datagrams using the source routing header. As there are multiple paths to each destination, MP-OLSRv2 requires the IP forwarding plane to be able to choose which source route to be put in the source routing header based on the path scheduler defined by MP-OLSRv2. For IPv4 networks, implementation of loose source routing is required following [[RFC0791](#)]. For IPv6 networks, implementation of strict source routing is required following the source routing header generation and processing defined in [[RFC6554](#)].

#### **4. Protocol Overview and Functioning**

This specification uses OLSRV2 [[RFC7181](#)] to:

- o Identify all the reachable routers in the network.
- o Identify a sufficient subset of links in the networks, so that routes can be calculated to all reachable destinations.
- o Provide a Routing Set containing shortest routes from this router to all destinations.

In addition, the MP-OLSRv2 Routing Process identifies the routers that support source routing by adding a new Message TLV in HELLO and



TC messages. Based on the above information acquired, every MP-OLSRv2 Routing Process is aware of a reduced topology map of the network and the routers supporting source routing.

A Multi-path Routing Set containing the multi-path information is maintained. It may either be proactively calculated or reactively calculated:

- o In the proactive approach, multiple paths to all possible destinations are calculated and updated based on control message exchange. The routes are thus available before they are actually needed.
- o In the reactive approach, a multi-path algorithm is invoked on demand, i.e., only when there is a datagram to be sent from the source to the destination, and there is no available Routing Tuple in the Multi-path Routing Set. This requires the IP forwarding information base to trigger the multi-path calculation specified in [Section 8.5](#) when no Multi-path Routing Tuple is available. The reactive operation is local in the router and no message transmission delay is introduced.

Routers in the same network may choose either proactive or reactive multi-path calculation independently according to their computation resources. The Multi-path Dijkstra algorithm (defined in [Section 8.5](#)) is introduced as the default algorithm to generate multiple disjoint paths from a source to a destination, and such information is kept in the Multi-path Routing Set.

The datagram is forwarded based on source routing. When there is a datagram to be sent to a destination, the source router acquires a path from the Multi-path Routing Set (MAY be Round-Robin, or other scheduling algorithms). The path information is stored in the datagram header as source routing header.

## **5. Parameters and Constants**

In addition to the parameters and constants defined in [\[RFC7181\]](#), this specification uses the parameters and constants described in this section.

### **5.1. Router Parameters**



**NUMBER\_OF\_PATHS** The number of paths desired by the router.

**MAX\_SRC\_HOPS** The maximum number of hops allowed to be put in the source routing header. A value set zero means there is no limitation on the maximum number of hops. In an IPv6 network, it MUST be set to 0 because [\[RFC6554\]](#) supports only strict source routing. All the intermediate routers MUST be included in the source routing header, which makes the number of hops to be kept a variable. In an IPv4 network, it MUST be strictly less than 11 and greater than 0 due to the limit of the IPv4 header.

**CUTOFF\_RATIO** The ratio that defines the maximum metric of a path compared to the shortest path kept in the OLSRv2 Routing Set. For example, the metric to a destination is  $R\_metric$  based on the Routing Set. Then the maximum metric allowed for a path is  $CUTOFF\_RATIO * R\_metric$ . **CUTOFF\_RATIO** MUST be greater than or equal to 1. Note that setting the value to 1 means looking for equal length paths, which may not be possible in some networks.

**SR\_TC\_INTERVAL** The maximum time between the transmission of two successive TC messages by a MP-OLSRv2 Routing Process.

**SR\_HOLD\_TIME\_MULTIPLIER** The multiplier to calculate the minimal time that a SR-OLSRv2 Router Tuple SHOULD be kept in the SR-OLSRv2 Router Set.

## **6. Packets and Messages**

This extension employs the routing control messages HELLO and TC (Topology Control) as defined in OLSRv2 [\[RFC7181\]](#) to obtain network topology information. For the datagram, to support source routing, a source routing header is added to each datagram routed by this extension. Depending on the IP version used, the source routing header is defined in this section.

### **6.1. HELLO and TC messages**

HELLO and TC messages used by MP-OLSRv2 Routing Process use the same format as defined in [\[RFC7181\]](#). In addition, a new Message TLV type is defined, to identify the originator of the HELLO or TC message that supports source route forwarding. The new Message TLV type is introduced for enabling MP-OLSRv2 as an extension of OLSRv2: only the routers supporting source-route forwarding can be used in the source routing header of a datagram, because adding a router that does not understand the source routing header will cause routing failure.



### 6.1.1. SOURCE\_ROUTE TLV

SOURCE\_ROUTE TLV is a Message TLV signalling that the message is generated by a router that supports source-route forwarding. It can be an MP-OLSRv2 Routing Process, or an OLSRv2 Routing Process that supports source-route forwarding.

Every HELLO or TC message generated by a MP-OLSRv2 Routing Process MUST have exactly one SOURCE\_ROUTE TLV.

Type	Value	Value
	Length	
SOURCE_ROUTE	1 octet	The parameter SR_HOLD_TIME_MULTIPLIER (unsigned integer)

Table 1: SOURCE\_ROUTE TLV Definition

Every HELLO or TC message generated by an OLSRv2 Routing Process MAY have one SOURCE\_ROUTE TLV, if the OLSRv2 Routing Process supports source-route forwarding, and is willing to join the source route generated by other MP-OLSRv2 Routing Processes. The existence of SOURCE\_ROUTE TLV MUST be consistent for a specific OLSRv2 Routing Process, i.e., either it adds SOURCE\_ROUTE TLV to all its HELLO/TC messages, or it does not add SOURCE\_ROUTE TLV to any HELLO/TC messages.

## 6.2. Datagram

### 6.2.1. Source Routing Header in IPv4

In IPv4 [[RFC0791](#)] networks, the MP-OLSRv2 routing process employs loose source routing header, as defined in [[RFC0791](#)]. It exists as an option header, with option class 0, and option number 3.

The source route information is kept in the "route data" field of the loose source route header.

### 6.2.2. Source Routing Header in IPv6

In IPv6 [[RFC2460](#)] networks, the MP-OLSRv2 routing process employs the source routing header as defined in [section 3 of \[RFC6554\]](#), but with IPv6 Routing Type 254 (experimental).

The source route information is kept in the "Addresses" field of the routing header.





## **7. Information Bases**

Each MP-OLSRV2 routing process maintains the information bases as defined in [[RFC7181](#)]. Additionally, a Multipath Information Base is used for this specification. It includes the protocol sets as defined below.

### **7.1. SR-OLSRV2 Router Set**

The SR-OLSRV2 Router Set records the routers that support source-route forwarding. This includes routers that run MP-OLSRV2 Routing Process, or OLSRV2 Routing Process with source-route forwarding support. The set consists of SR-OLSRV2 Router Tuples:

(SR\_addr, SR\_time)

where:

SR\_addr - is the network address of the router that supports source-route forwarding;

SR\_time - is the time until which the SR-OLSRV2 Router Tuple is considered valid.

### **7.2. Multi-path Routing Set**

The Multi-path Routing Set records the full path information of different paths to the destination. It consists of Multi-path Routing Tuples:

(MR\_dest\_addr, MR\_path\_set)

where:

MR\_dest\_addr - is the network address of the destination, either the network address of an interface of a destination router or the network address of an attached network;

MR\_path\_set - contains the multiple paths to the destination. It consists of a set of Path Tuples.

Each Path Tuple is defined as:

(PT\_metric, PT\_address[1], PT\_address[2], ..., PT\_address[n])

where:



PT\_metric - is the metric of the path to the destination, measured in LINK\_METRIC\_TYPE defined in [\[RFC7181\]](#);

PT\_address[1, ..., n-1] - are the addresses of intermediate routers to be visited numbered from 1 to n-1, where n is the number of routers in the path, i.e., the hop count.

## 8. Protocol Details

This protocol is based on OLSRV2, and extended to discover multiple disjoint paths from a source router to a destination router. It retains the basic routing control packets formats and processing of OLSRV2 to obtain topology information of the network. The main differences between OLSRV2 routing process are the datagram processing at the source router and datagram forwarding.

### 8.1. HELLO and TC Message Generation

HELLO messages are generated according to [Section 15.1 of \[RFC7181\]](#).

TC message are generated according to [Section 16.1 of \[RFC7181\]](#). As least one TC message MUST be generated by an MP-OLSRV2 Routing Process during SR\_TC\_INTERVAL. The TC message generation based on SR\_TC\_INTERVAL does not replace the ordinary TC message generation specified in [\[RFC7181\]](#) and MUST not carry any advertised neighbor addresses. This is due to the fact that not all routers will generate TC messages based on OLSRV2. The TC generation based on SR\_TC\_INTERVAL serves for those routers to advertise SOURCE\_ROUTE TLV so that the other routers can be aware of the source-route enabled routers so as to be used as destinations of multipath routing. The SR\_TC\_INTERVAL is set to a longer value than TC\_INTERVAL.

For both TC and HELLO messages, a single Message TLV with Type := SOURCE\_ROUTE MUST be included.

### 8.2. HELLO and TC Message Processing

HELLO and TC messages are processed according to [section 15.3](#) and [16.3 of \[RFC7181\]](#).

For the purpose of this section, the following definitions are used:

- o "validity time" is calculated from the Message TLV with Type = VALIDITY\_TIME of the HELLO message or TC message.
- o "source route hold time multiplier" is defined as being the value of a Message TLV with Type = SOURCE\_ROUTE.



For every HELLO or TC message received, if there is a Message TLV with Type := SOURCE\_ROUTE, create or update (if the Tuple exists already) the SR-OLSR Router Tuple with

- o SR\_addr := originator address of the HELLO or TC message
- o SR\_time := current\_time + source route hold time multiplier \* validity time, unless the existed SR\_time is greater than the newly calculated the SR\_time.

### **8.3. MPR Selection**

Each MP-OLSRv2 Routing Process selects routing MPRs and flooding MPRs following [Section 18 of \[RFC7181\]](#). In a mixed network with OLSRv2-only routers, the following considerations apply when calculating MPRs:

- o MP-OLSR routers SHOULD be preferred as routing MPRs.
- o The number of routing MPRs that run MP-OLSR Routing Process MUST be equal or greater than NUMBER\_OF\_PATHS if there are enough MP-OLSR symmetric neighbors. Or else, all the MP-OLSR routers are selected as routing MPRs.

### **8.4. Datagram Processing at the MP-OLSRv2 Originator**

If datagrams without source routing header need to be forwarded using multiple paths (for example, based on the information of DiffServ Code Point [\[RFC2474\]](#)), the MP-OLSRv2 routing process will try to find the Multi-path Routing Tuple where:

- o MR\_dest\_addr = destination of the datagram

If no matching Multi-path Routing Tuple is found and the Multi-path Routing Set is maintained proactively, it indicates that there is no route available to the desired destination. The datagram is discarded.

If no matching Multi-path Routing Tuple is found and the Multi-path Routing Set is maintained reactively, the multi-path algorithm defined in [Section 8.5](#) is invoked, to calculate the Multi-path Routing Tuple to the destination. If the calculation does not return any Multi-path Routing Tuple, the following steps are aborted and the datagram is forwarded following OLSRv2 routing process.

If a matching Multi-path Routing Tuple is obtained, the Path Tuples of the Multi-path Routing Tuple are applied to the datagrams using Round-robin scheduling. For example, they are 2 path Tuples (Path-1,



Path-2) for destination router D. A series of datagrams (Packet-1, Packet-2, Packet-3, ... etc.) are to be sent router D. Path-1 is then chosen for Packet-1, Path-2 for Packet-2, Path-1 for Packet 3, etc. Other path scheduling mechanisms are also possible and will not impact the interoperability of different implementations.

The addresses in PT\_address[1, ..., n-1] of the chosen Path Tuple are thus added to the datagram header as the source routing header. For IPv6 networks, strict source routing is used, thus all the intermediate routers in the path are stored in the source routing header following format defined in [section 3 of \[RFC6554\]](#), except the Routing Type field is set to 254 (experimental).

For IPv4 networks, loose source routing is used, with following rules:

- o Only the addresses that exist in SR-OLSR Router Set can be added to the source routing header.
- o If the length of the path (n) is greater than MAX\_SRC\_HOPS, only the "key" routers in the path are kept. By default, the key routers are uniformly chosen in the path. If further information such as capacity of the routers (e.g., battery life) or the routers' willingness in forwarding data is available, the routers with higher capacity and willingness are preferred.
- o The routers that are considered not appropriate for forwarding indicated by external policies should be avoided.

## **8.5. Multi-path Calculation**

### **8.5.1. Requirements of Multi-path Calculation**

The Multi-path Routing Set maintains the information of multiple paths to the destination. The Tuples are generated based on a multi-path algorithm.

For each path to a destination, the algorithm must provide:

- o The metric of the path to the destination,
- o The list of intermediate routers on the path.

For IPv6 networks, as strict source routing is used, only the routers that exist in SR-OLSRV2 Router Set are considered in the path calculation, i.e., only the source-routing supported routers can exist in the path.





After the calculation of multiple paths, the metric of paths (denoted  $c_i$  for path  $i$ ) to the destination is compared to the  $R\_metric$  of the OLSRv2 Routing Tuple ([RFC7181]) to the same destination. If the metric  $c_i$  is greater than  $R\_metric * CUTOFF\_RATIO$ , the corresponding path  $i$  SHOULD NOT be used. If less than 2 paths are found with metrics less than  $R\_metric * CUTOFF\_RATIO$ , the router SHOULD fall back to OLSRv2 Routing Process without using multipath routing. This can happen if there are too much OLSRv2-only routers in the network, and requiring multipath routing may result in inferior paths.

By invoking the multi-path algorithm,  $NUMBER\_OF\_PATHS$  paths are obtained and added to the Multi-path Routing Set, by creating a Multi-path Routing Tuple with:

- o  $MR\_dest\_addr$  := destination of the datagram
- o A  $MP\_path\_set$  with calculated Path Tuples. Each Path Tuple corresponds to a path obtained in Multi-path Dijkstra algorithm, with  $PT\_metric$  := metric of the calculated path and  $PT\_address[1, \dots, n-1]$  := list of intermediate routers.

### **8.5.2. Multi-path Dijkstra Algorithm**

This section introduces Multi-path Dijkstra Algorithm as a default algorithm. It tries to obtain disjoint paths when appropriate, but does not guarantee strict disjoint paths. The use of other algorithms is not prohibited, as long as the requirements described in [Section 8.5.1](#) are met. Using different multi-path algorithms will not impact the interoperability.

The general principle of the Multi-path Dijkstra Algorithm is at step  $i$  to look for the shortest path  $P[i]$  to the destination  $d$ . Compared to the original Dijkstra algorithm, the main modification consists in adding two incremental functions named metric functions  $fp$  and  $fe$  in order to prevent the next steps resulting in similar paths:

- o  $fp(c)$  is used to increase metrics of arcs belonging to the previous path  $P[i-1]$  (with  $i > 1$ ), where  $c$  is the value of the previous metric. This encourages future paths to use different arcs but not different vertices.
- o  $fe(c)$  is used to increase metrics of the arcs that lead to intermediate vertices of the previous path  $P[i-1]$  (with  $i > 1$ ), where  $c$  is the value of the previous metric. The "lead to" means that only one vertex of the arc belongs to the previous path  $P[i-1]$ , while the other vertex is not. The "intermediate" means that the source and destination vertices are not considered.



Considering the simple example in Figure 1: a path  $P[i]$  S--A--D is obtained at step  $i$ . For the next step, the metric of link S--A and A--D are to be increased using  $fp(c)$ , because they belong to the path  $P[i]$ . A--B is to be increased using  $fe(c)$ , because A is an intermediate vertex of path  $P[i]$ , and B is not part of  $P[i]$ . B--D is unchanged.

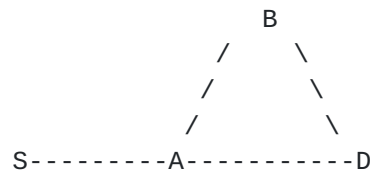


Figure 1

It is possible to choose different  $fp$  and  $fe$  to get link-disjoint paths or node-disjoint paths as desired. A recommendation of configuration of  $fp$  and  $fe$  is given in [Section 9](#).

To get `NUMBER_OF_PATHS` different paths, for each path  $P[i]$  ( $i = 1, \dots, \text{NUMBER\_OF\_PATHS}$ ) do:

1. Run Dijkstra algorithm to get the shortest path  $P[i]$  for the destination  $d$ .
2. Apply metric function  $fp$  to the metric of links (in both directions) in  $P[i]$ .
3. Apply metric function  $fe$  to the metric of links (in both directions) that lead to routers used in  $P[i]$ .

A simple example of Multi-path Dijkstra Algorithm is illustrated in [Appendix A](#).

## 8.6. Multi-path Routing Set Updates

The Multi-path Routing Set MUST be updated when the Local Information Base, the Neighborhood Information Base, or the Topology Information Base indicate a change (including of any potentially used outgoing neighbor metric values) of the known symmetric links and/or attached networks in the MANET, hence changing the Topology Graph, as described in [section 17.7 of \[RFC7181\]](#). How the Multi-path Routing Set is updated depends on the set is maintained reactively or proactively:



- o In reactive mode, all the Tuples in the Multi-path Routing Set are removed. The new arriving datagrams will be processed as specified in [Section 8.4](#);
- o In proactive mode, the route to all the destinations are updated according to [Section 8.5](#).

### **[8.7.](#) Datagram Forwarding**

In IPv4 networks, datagrams are forwarded using loose source routing as specified in [Section 3.1 of \[RFC0791\]](#).

In IPv6 networks, datagrams are forwarded using strict source routing as specified in [Section 4.2 of \[RFC6554\]](#), except the applied routers are MP-OLSRV2 routers rather than RPL routers. The last hop of the source route MUST remove the source routing header.

## **[9.](#) Configuration Parameters**

This section gives default values and guideline for setting parameters defined in [Section 5](#). Network administrators may wish to change certain, or all the parameters for different network scenarios. As an experimental protocol, the users of this protocol are also encouraged to explore different parameter setting in various network environments, and provide feedback.

- o `NUMBER_OF_PATHS` := 3. This parameter defines the number of parallel paths used in datagram forwarding. Setting it to one makes the specification identical to OLSRV2. Setting it to too large values may lead to unnecessary computational overhead and inferior paths.
- o `MAX_SRC_HOPS` := 10, for IPv4 networks. For IPv6 networks, it MUST be set to 0, i.e., no constraint on maximum number of hops.
- o `CUTOFF_RATIO` := 1.5. It MUST be strictly greater than 1.
- o `SR_TC_INTERVAL` := 10 x `TC_INTERVAL`. It SHOULD be significantly greater than `TC_INTERVAL` to reduce unnecessary TC message generations.
- o `SR_HOLD_TIME_MULTIPLIER` := 32. It MUST be greater than 1 and less than 255. It SHOULD be greater than 30.

If Multi-path Dijkstra Algorithm is applied:



- o  $fp(c) := 4*c$ , where  $c$  is the original metric of the link.
- o  $fe(c) := 2*c$ , where  $c$  is the original metric of the link.

The setting of metric functions  $fp$  and  $fc$  defines the preference of obtained multiple disjoint paths. If  $id$  is the identity function, i.e.,  $fp(c)=c$ , 3 cases are possible:

- o if  $id=fe<fp$ : only increase the metric of related links;
- o if  $id<fe=fp$ : apply equal increase to the metric of related nodes and links;
- o if  $id<fe<fp$ : apply more increase to the metric of related links.

Increasing the metric of related links or nodes means avoiding the use of such links or nodes in the next path to be calculated.

## **10. Implementation Status**

This section records the status of known implementations of the protocol defined by this specification at the time of posting of this Internet-Draft, and based on a proposal described in [[RFC6982](#)]. The description of implementations in this section is intended to assist the IETF in its decision processes in progressing drafts to RFCs. Please note that the listing of any individual implementation here does not imply endorsement by the IETF. Furthermore, no effort has been spent to verify the information presented here that was supplied by IETF contributors. This is not intended as, and must not be construed to be, a catalog of available implementations or their features. Readers are advised to note that other implementations may exist.

According to [[RFC6982](#)], "this will allow reviewers and working groups to assign due consideration to documents that have the benefit of running code, which may serve as evidence of valuable experimentation and feedback that have made the implemented protocols more mature. It is up to the individual working groups to use this information as they see fit".

Until April 2015, there are 3 open source implementations of the protocol specified in this document, for both testbed and simulation use.





### **10.1. Multi-path extension based on nOLSRv2**

The implementation is conducted by University of Nantes, France, and is based on Niigata University's nOLSRv2 implementation. It is an open source implementation. The code is available at [https://github.com/yijiazi/mpolsr\\_qualnet](https://github.com/yijiazi/mpolsr_qualnet) and <http://jiiaziyi.com/index.php/research-projects/mp-olsr> .

It can be used for Qualnet simulations, and be exported to run in a testbed. All the specification is implemented in this implementation.

Implementation experience and test data can be found at [[ADHOC11](#)].

### **10.2. Multi-path extension based on olsrd**

The implementation is conducted under SEREADMO (Securite des Reseaux Ad Hoc & Mojette) project, and supported by French research agency (RNRT2803). It is based on olsrd (<http://www.olsr.org/>) implementation, and is open sourced. The code is available at [https://github.com/yijiazi/mpolsr\\_testbed](https://github.com/yijiazi/mpolsr_testbed) and <http://jiiaziyi.com/index.php/research-projects/sereadmo> .

The implementation is for testing the specification in the field. All the specification is implemented in this implementation.

Implementation experience and test data can be found at [[ADHOC11](#)] and [[GIIS14](#)].

### **10.3. Multi-path extension based on umOLSR**

The implementation is conducted by University of Nantes, France, and is based on um-olsr implementation (<http://masimum.inf.um.es/fjrm/development/um-olsr/>). The code is available at [https://github.com/yijiazi/mpolsr\\_ns2](https://github.com/yijiazi/mpolsr_ns2) and <http://jiiaziyi.com/index.php/research-projects/mp-olsr> under GNU GPL license.

The implementation is for network simulation for NS2 network simulator. All the specification is implemented in this implementation.

Implementation experience and test data can be found at [[WCNC08](#)].

## **11. Security Considerations**

As an extension of [[RFC7181](#)], the security considerations and



security architecture illustrated in [\[RFC7181\]](#) are applicable to this MP-OLSRv2 specification. The implementations without security mechanisms are vulnerable to threats discussed in [\[I-D.ietf-manet-olsrv2-sec-threats\]](#).

In a mixed network with OLSRv2-only routers, a compromised router can add SOURCE\_ROUTE TLVs in its TC and HELLO messages, which will make other MP-OLSR Routing Process believes that it supports source routing. This will increase the the possibility of being chosen as MPRs and be put into the source routing header. The former will make it possible to manipulate the flooding of TC messages and the latter will make the datagram pass through the compromised router.

As [\[RFC7181\]](#), a conformant implementation of MP-OLSRv2 MUST, at minimum, implement the security mechanisms specified in [\[RFC7183\]](#) to provide integrity and replay protection of routing control messages.

Compared to OLSRv2, the use of source routing header in this specification introduces vulnerabilities related to source routing attacks, which include bypassing filtering devices, bandwidth exhaustion of certain routers, etc. Those attacks are discussed in [Section 5.1 of \[RFC6554\]](#) and [\[RFC5095\]](#). The influence is limited to the OLSRv2/MP-OLSRv2 routing domain, because the source routing header is used only in the current routing domain.

## **[12.](#) IANA Considerations**

This section adds one new Message TLV, allocated as a new Type Extension to an existing Message TLV.

### **[12.1.](#) Expert Review: Evaluation Guidelines**

For the registry where an Expert Review is required, the designated expert SHOULD take the same general recommendations into consideration as are specified by [\[RFC5444\]](#).

### **[12.2.](#) Message TLV Types**

This specification updates the Message Type 7 by adding the new Type Extension SOURCE\_ROUTE, as illustrated in Table 2.



Type	Name	Description	Reference
Extension			
TBD	SOURCE_ROUTE	Indicates that the originator of the message supports source route forwarding. The value is a multiplier for calculating the hold time of SR-OLSRv2 Router Tuples.	This specification

Table 2: SOURCE\_ROUTE type for [RFC 5444](#) Type 7 Message TLV Type Extensions

### [12.3.](#) Routing Type

This specification uses the experimental value 254 of the IPv6 Routing Type as specified in [[RFC5871](#)] for IPv6 source routing.

## [13.](#) Acknowledgments

The authors would like to thank Sylvain David, Asmaa Adnane, Eddy Cizeron, Salima Hamma, Pascal Lesage and Xavier Lecourtier for their efforts in developing, implementing and testing the specification. The authors also appreciate valuable discussions with Thomas Clausen, Ulrich Herberg, Justin Dean, Geoff Ladwig, Henning Rogge, Marcus Barkowsky and especially Christopher Dearlove for his multiple rounds of reviews during the working group last calls.

## [14.](#) References

### [14.1.](#) Normative References

- [RFC0791] Postel, J., "Internet Protocol", STD 5, [RFC 791](#), DOI 10.17487/RFC0791, September 1981, <<http://www.rfc-editor.org/info/rfc791>>.
- [RFC2119] Bradner, S., "Key words for use in RFCs to Indicate Requirement Levels", [BCP 14](#), [RFC 2119](#), DOI 10.17487/[RFC2119](#), March 1997, <<http://www.rfc-editor.org/info/rfc2119>>.



- [RFC5444] Clausen, T., Dearlove, C., Dean, J., and C. Adjih, "Generalized Mobile Ad Hoc Network (MANET) Packet/Message Format", [RFC 5444](#), DOI 10.17487/RFC5444, February 2009, <<http://www.rfc-editor.org/info/rfc5444>>.
- [RFC6130] Clausen, T., Dearlove, C., and J. Dean, "Mobile Ad Hoc Network (MANET) Neighborhood Discovery Protocol (NHDP)", [RFC 6130](#), DOI 10.17487/RFC6130, April 2011, <<http://www.rfc-editor.org/info/rfc6130>>.
- [RFC6554] Hui, J., Vasseur, JP., Culler, D., and V. Manral, "An IPv6 Routing Header for Source Routes with the Routing Protocol for Low-Power and Lossy Networks (RPL)", [RFC 6554](#), DOI 10.17487/RFC6554, March 2012, <<http://www.rfc-editor.org/info/rfc6554>>.
- [RFC7181] Clausen, T., Dearlove, C., Jacquet, P., and U. Herberg, "The Optimized Link State Routing Protocol Version 2", [RFC 7181](#), DOI 10.17487/RFC7181, April 2014, <<http://www.rfc-editor.org/info/rfc7181>>.
- [RFC7183] Herberg, U., Dearlove, C., and T. Clausen, "Integrity Protection for the Neighborhood Discovery Protocol (NHDP) and Optimized Link State Routing Protocol Version 2 (OLSRv2)", [RFC 7183](#), DOI 10.17487/RFC7183, April 2014, <<http://www.rfc-editor.org/info/rfc7183>>.

## **14.2. Informative References**

- [ADHOC11] Yi, J., Adnane, A-H., David, S., and B. Parrein, "Multipath optimized link state routing for mobile ad hoc networks", In Elsevier Ad Hoc Journal, vol.9, n. 1, 28-47, January, 2011.
- [GIIS14] Macedo, R., Melo, R., Santos, A., and M. Nogueria, "Experimental performance comparison of single-path and multipath routing in VANETs", In Global Information Infrastructure and Networking Symposium (GIIS), 2014 , vol. 1, no. 6, pp. 15-19, 2014.
- [I-D.ietf-manet-olsrv2-sec-threats] Clausen, T., Herberg, U., and J. Yi, "Security Threats for the Optimized Link State Routing Protocol version 2 (OLSRv2)", [draft-ietf-manet-olsrv2-sec-threats-02](#) (work in progress), May 2016.
- [RFC2460] Deering, S. and R. Hinden, "Internet Protocol, Version 6 (IPv6) Specification", [RFC 2460](#), DOI 10.17487/RFC2460,





December 1998, <<http://www.rfc-editor.org/info/rfc2460>>.

- [RFC2474] Nichols, K., Blake, S., Baker, F., and D. Black, "Definition of the Differentiated Services Field (DS Field) in the IPv4 and IPv6 Headers", [RFC 2474](#), DOI 10.17487/RFC2474, December 1998, <<http://www.rfc-editor.org/info/rfc2474>>.
- [RFC2501] Corson, S. and J. Macker, "Mobile Ad hoc Networking (MANET): Routing Protocol Performance Issues and Evaluation Considerations", [RFC 2501](#), DOI 10.17487/RFC2501, January 1999, <<http://www.rfc-editor.org/info/rfc2501>>.
- [RFC2991] Thaler, D. and C. Hopps, "Multipath Issues in Unicast and Multicast Next-Hop Selection", [RFC 2991](#), DOI 10.17487/RFC2991, November 2000, <<http://www.rfc-editor.org/info/rfc2991>>.
- [RFC5095] Abley, J., Savola, P., and G. Neville-Neil, "Deprecation of Type 0 Routing Headers in IPv6", [RFC 5095](#), DOI 10.17487/RFC5095, December 2007, <<http://www.rfc-editor.org/info/rfc5095>>.
- [RFC5871] Arkko, J. and S. Bradner, "IANA Allocation Guidelines for the IPv6 Routing Header", [RFC 5871](#), DOI 10.17487/RFC5871, May 2010, <<http://www.rfc-editor.org/info/rfc5871>>.
- [RFC6982] Sheffer, Y. and A. Farrel, "Improving Awareness of Running Code: The Implementation Status Section", [RFC 6982](#), DOI 10.17487/RFC6982, July 2013, <<http://www.rfc-editor.org/info/rfc6982>>.
- [RFC7722] Dearlove, C. and T. Clausen, "Multi-Topology Extension for the Optimized Link State Routing Protocol Version 2 (OLSRv2)", [RFC 7722](#), DOI 10.17487/RFC7722, December 2015, <<http://www.rfc-editor.org/info/rfc7722>>.
- [RFC7779] Rogge, H. and E. Baccelli, "Directional Airtime Metric Based on Packet Sequence Numbers for Optimized Link State Routing Version 2 (OLSRv2)", [RFC 7779](#), DOI 10.17487/RFC7779, April 2016, <<http://www.rfc-editor.org/info/rfc7779>>.
- [WCNC08] Yi, J., Cizeron, E., Hamma, S., and B. Parrein, "Simulation and performance analysis of MP-OLSR for mobile ad hoc networks", In Proceeding of IEEE Wireless Communications and Networking Conference, 2008.



## Appendix A. Examples of Multi-path Dijkstra Algorithm

This appendix gives two examples of multi-path Dijkstra algorithm.

A network topology is depicted in Figure 2.

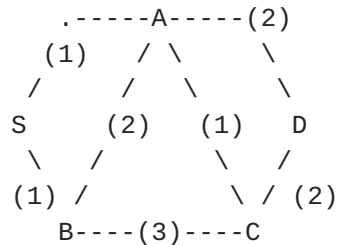


Figure 2

The capital letters are name of routers. An arbitrary metric with value between 1 and 3 is used. The initial metrics of all the links are indicated in the parenthesis. The incremental functions  $fp(c)=4c$  and  $fe(c)=2c$  are used in this example. Two paths from router S to router D are demanded.

On the first run of the Dijkstra algorithm, the shortest path S->A->D with metric 3 is obtained.

The incremental function  $fp$  is applied to increase the metric of the link S-A and A-D.  $fe$  is applied to increase the metric of the link A-B and A-C. Figure 3 shows the link metrics after the punishment.

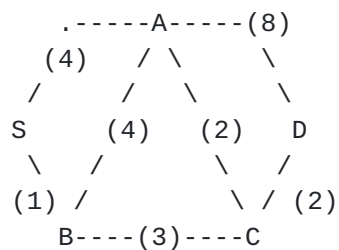


Figure 3

On the second run of the Dijkstra algorithm, the second path S->B->C->D with metric 6 is obtained.

As mentioned in [Section 8.5](#), the Multi-path Dijkstra Algorithm does not guarantee strict disjoint path to avoid choosing inferior paths. For example, given the topology in Figure 4, two paths from node S to D are desired. On the top of the figure, there is a high cost path



between S and D.

If a algorithm tries to obtain strict disjoint paths, the two paths obtained will be S--B--D and S--(high cost path)--D, which are extremely unbalanced. It is undesired because it will cause huge delay variance between the paths. By using the Multi-path Dijkstra algorithm, which is based on the punishing scheme, S--B--D and S--B--C--D will be obtained.

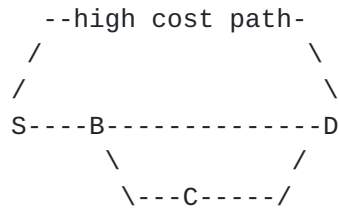


Figure 4

#### Authors' Addresses

Jiazi Yi  
Ecole Polytechnique  
91128 Palaiseau Cedex,  
France

Phone: +33 (0) 1 77 57 80 85  
Email: [jiazi@jiaziyi.com](mailto:jiazi@jiaziyi.com)  
URI: <http://www.jiaziyi.com/>

Benoit Parrein  
University of Nantes  
IRCCyN lab - IVC team  
Polytech Nantes, rue Christian Pauc, BP50609  
44306 Nantes cedex 3  
France

Phone: +33 (0) 2 40 68 30 50  
Email: [Benoit.Parrein@polytech.univ-nantes.fr](mailto:Benoit.Parrein@polytech.univ-nantes.fr)  
URI: <http://www.irccyn.ec-nantes.fr/~parrein>

