

MIP6
Internet-Draft
Expires: August 24, 2005

F. Le
S. Faccin
B. Patil
Nokia
H. Tschofenig
Siemens
February 20, 2005

Mobile IPv6 and Firewalls Problem statement
draft-ietf-mip6-firewalls-01.txt

Status of this Memo

This document is an Internet-Draft and is subject to all provisions of [Section 3 of RFC 3667](#). By submitting this Internet-Draft, each author represents that any applicable patent or other IPR claims of which he or she is aware have been or will be disclosed, and any of which he or she become aware will be disclosed, in accordance with [RFC 3668](#).

Internet-Drafts are working documents of the Internet Engineering Task Force (IETF), its areas, and its working groups. Note that other groups may also distribute working documents as Internet-Drafts.

Internet-Drafts are draft documents valid for a maximum of six months and may be updated, replaced, or obsoleted by other documents at any time. It is inappropriate to use Internet-Drafts as reference material or to cite them other than as "work in progress."

The list of current Internet-Drafts can be accessed at <http://www.ietf.org/ietf/1id-abstracts.txt>.

The list of Internet-Draft Shadow Directories can be accessed at <http://www.ietf.org/shadow.html>.

This Internet-Draft will expire on August 24, 2005.

Copyright Notice

Copyright (C) The Internet Society (2005).

Abstract

Firewalls are an integral aspect of a majority of IP networks today given the state of security in the Internet, threats and vulnerabilities to data networks. Current IP networks are

predominantly based on IPv4 technology and hence firewalls have been designed for these networks. Deployment of IPv6 networks is currently progressing, albeit at a slower pace. Firewalls for IPv6 networks are still maturing and in development.

Mobility support for IPv6 has now been standardized as specified in [RFC 3775](#). Given the fact that Mobile IPv6 is a recent standard, most firewalls available for IPv6 networks do not support Mobile IPv6.

Unless firewalls are aware of Mobile IPv6 protocol details, these security devices will interfere in the smooth operation of the protocol and can be a detriment to deployment. This document presents deployment of IPv6 networks when they support Mobile IPv6 and firewalls.

The issues are not only applicable to firewalls protecting enterprise networks, but are also applicable in 3G mobile networks such as GPRS/UMTS and CDMA2000 networks, where packet filters are implemented in the GGSN in GPRS/UMTS networks and the PDSN in CDMA2000 networks.

The goal of this Internet draft is to highlight the issues with firewalls and Mobile IPv6 and act as an enabler for further discussion. Issues identified here can be solved by developing appropriate solutions in the MIP6 WG.

Table of Contents

1.	Introduction	4
2.	Terminology	5
3.	Abbreviations	6
4.	Overview of firewalls	7
5.	Analysis of various scenarios involving MIP6 nodes and firewalls	9
5.1	Scenario where the Mobile Node is in a network protected by firewall(s)	9
5.2	Scenario where the Correspondent Node is in a network protected by firewall(s)	11
5.3	Scenario where the HA is in a network protected by firewall(s)	14
5.4	Scenario where MN moves to a network protected by firewall(s)	14
6.	Conclusions	16
7.	Security Considerations	17
8.	Acknowledgments	18
9.	References	19
9.1	Normative References	19
9.2	Informative References	19
	Authors' Addresses	19
A.	Applicability to 3G Networks	21
	Intellectual Property and Copyright Statements	22

1. Introduction

Mobile IPv6 enables IP mobility for IPv6 nodes. It allows a mobile IPv6 node to be reachable via its home IPv6 address irrespective of any link that the mobile attaches to. This is possible as a result of the extensions to IPv6 defined in the Mobile IPv6 specification [1].

Mobile IPv6 protocol design also incorporates a feature termed as Route Optimization. This set of extensions is a fundamental part of the protocol that enables optimized routing of packets between a Mobile Node and its correspondent node and therefore the performance of the communication.

In most cases, current firewall technologies, however, do not support Mobile IPv6 or are even unaware of Mobile IPv6 headers and extensions. Since most networks in the current business environment deploy firewalls, this may prevent future large-scale deployment of the Mobile IPv6 protocol.

This document presents in detail about some of the issues that firewalls present for Mobile IPv6 deployment, as well as the impact of each issue.

2. Terminology

Return Routability Test (RRT): The Return Routability Test is a procedure defined in [RFC 3775 \[1\]](#). It is performed prior to the Route Optimization (RO), where a mobile node (MN) instructs a correspondent node (CN) to direct the mobile node's data traffic to its claimed care-of address (CoA). The Return Routability procedure provides some security assurance and prevents the misuse of Mobile IPv6 signaling to maliciously redirect the traffic or to launch other attacks.

3. Abbreviations

This document uses the following abbreviations:

- o CN Correspondent Node
- o CoA Care of Address
- o CoTI Care of Test Init
- o HA Home Agent
- o HoA Home Address
- o HoTI Home Test Init
- o MN Mobile Node
- o RO Route Optimization
- o RRT Return Routability Test

4. Overview of firewalls

The following provides a brief overview of firewalls. This section is intended as a background information so that issues with the Mobile IPv6 protocol can then be presented in detail in the following sections. Readers familiar with firewall technology may skip this section.

There are different types of firewalls and state can be created in these firewalls through different methods. Independent of the adopted method, firewalls typically look at five parameters of the traffic arriving at the firewalls:

- o Source IP address
- o Destination IP address
- o Protocol type
- o Source port number
- o Destination port number

Based on these parameters, firewalls usually decide whether to allow the traffic or to drop the packets. Some firewalls may filter only incoming traffic while others may also filter outgoing traffic.

Stateful packet filters are a specific type of firewalls. They are commonly deployed to protect networks from different threats. Stateful packet filters typically block unsolicited incoming traffic from the external networks. The following briefly describe how these firewalls work since they can create additional issues with the Mobile IPv6 protocol as described in the subsequent sections.

When a MN connects using TCP to another host in the Internet, it sends a TCP SYN message to set up the connection. When that SYN packet is routed through the firewall, the firewall creates an entry in its state table containing the source IP address, the destination IP address, the Protocol type, the source port number and the destination port number indicated in that packet and then forwards the packet to the destination. When the response comes back, the filter looks up the packet's source IP address, destination IP address, Protocol type, source port number and destination port number in its state table: If they match an expected response, the firewall let the packet to pass. If no table entry exists, the packet is dropped since it was not requested from inside the network.

The filter removes the state table entries when the TCP close session negotiation packets are routed through, or after some period of delay, usually a few minutes. This ensures that dropped connections do not leave table holes open.

For UDP, similar state is created but since UDP is connectionless and the protocol does not have indication of the beginning nor the end of a session, the state is based only on timers.

5. Analysis of various scenarios involving MIP6 nodes and firewalls

The following section describes various scenarios involving MIP6 nodes and firewalls and also presents the issues related to each scenario.

The Mobile IPv6 specifications define three main entities: the Mobile Node (MN), the Correspondent Node (CN) and the Home Agent (HA). Each of these entities may be in a network protected by one or many firewalls:

- o [Section 5.1](#) analyzes the issues when the MN is in a network protected by firewall(s)
- o [Section 5.2](#) analyzes the issues when the CN is in a network protected by firewall(s)
- o [Section 5.3](#) analyzes the issues when the HA is in a network protected by firewall(s)

The MN may also be moving from an external network, to a network protected by firewall(s). The issues of this case are described in [Section 5.3](#).

5.1 Scenario where the Mobile Node is in a network protected by firewall(s)

Let's consider a MN A, in a network protected by firewall(s).

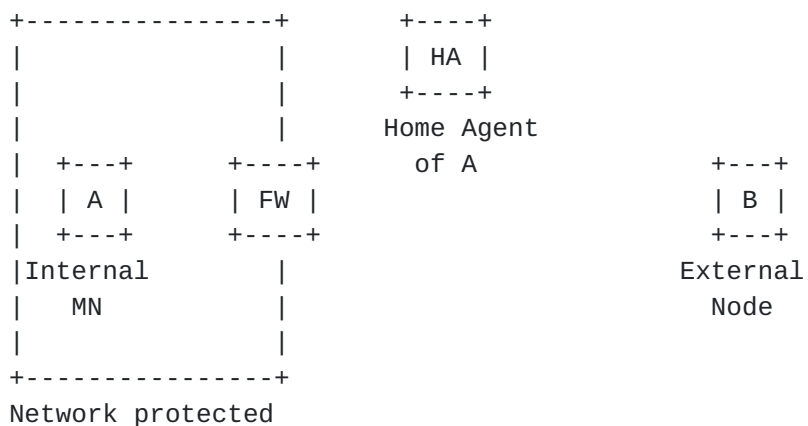


Figure 1: Issues between MIP6 and firewalls when MN is in a network protected by firewalls

A number of issues need to be considered:

Issue 1: When the MN A connects to the network, it should acquire a local IP address (CoA), and send a Binding Update to its Home Agent to update the HA with its current point of attachment. The Binding Updates and Acknowledgements should be protected by IPsec ESP according to the MIPv6 specifications [1]. However, as a default rule, many firewalls drop ESP packets. This may cause the Binding Updates and Acknowledgements between the Mobile Nodes and their Home Agent to be dropped.

Issue 2: Let's now consider a node in the external network, B, trying to establish a communication with MN A.

- * B sends a packet to the Mobile Node's home address.
- * The packet is intercepted by the MN's Home Agent which tunnels it to the MN's CoA [1].
- * When arriving at the firewall(s) protecting MN A, the packet may be dropped since the incoming packet may not match any existing state. As described in [Section 4](#), stateful inspection packet filters e.g. typically drop unsolicited incoming traffic.
- * B will thus not be able to contact the MN A and establish a communication.

Even though the HA is updated with the location of a MN, firewalls may prevent Correspondent nodes from establishing communications when the MN is in a network protected by firewall(s).

Issue 3: Let's assume a communication between MN A and an external node B. MN A may want to use Route Optimization (RO) so that packets can be directly exchanged between the MN and the CN without passing through the HA. However the firewalls protecting the MN might present issues with the Return Routability procedure that needs to be performed prior to using RO.

According to the MIPv6 specifications, the Home Test message of the RRT must be protected by IPsec in tunnel mode. However, firewalls might drop any packet protected by ESP, since the firewalls cannot analyze the packets encrypted by ESP (e.g. port numbers). The firewalls may thus drop the Home Test messages and prevent the completion of the RRT procedure.

Issue 4: Let's assume that MN A successfully sends a Binding Update to its Home Agent (resp. Correspondent nodes) - issues 1 (resp. issue 3) solved - the subsequent traffic is sent from the HA (resp. CN) to the MN's CoA. However there may not be any corresponding state in the firewalls. The firewalls protecting A may thus drop the incoming packets.

The appropriate states for the traffic to the MN's CoA need to be created in the firewall(s).

Issue 5: When the MN A moves, it may move to a link that is served by a different firewall. MN A might be sending a BU to its CN, however incoming packets may be dropped at the firewall, since the firewall on the new link that the MN attaches to does not have any state that is associated with the MN.

5.2 Scenario where the Correspondent Node is in a network protected by firewall(s)

Let's consider a MN in a network, communicating with a Correspondent Node A in a network protected by firewall(s). There is no issue with Reverse Tunneling. However firewalls may present different issues to Route Optimization.

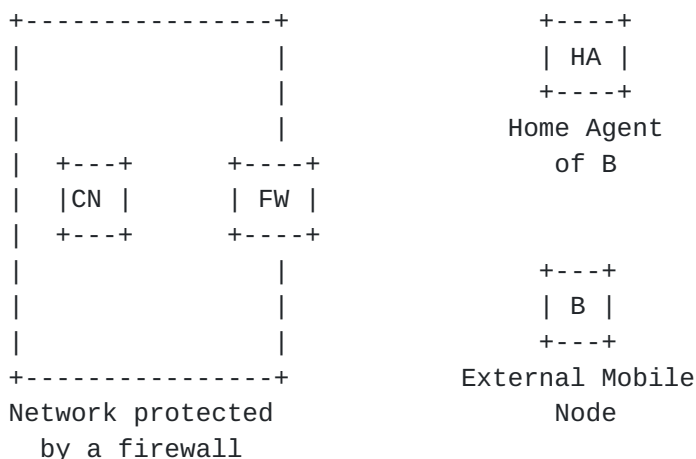


Figure 2: Issues between MIP6 and firewalls when a CN is in a network protected by firewalls

The following issues need to be considered:

Issue 1: The MN, MN B, should use its Home Address, HoA B, when establishing the communication with the CN (CN A) if the MN (MN B) wants to take advantage of the mobility support provided by the Mobile IPv6 protocol, for its communication with CN A. The state created by the firewall protecting CN A is therefore created based on the IP address of A (IP A) and the home address of the node B (IP HoA B). The states may be created via different means and the protocol type as well as the port numbers depend on the connection set up.

Uplink packet filters (1)

Source IP address: IP A
Destination IP address: HoA B
Protocol Type: TCP/UDP
Source Port Number: #1
Destination Port Number: #2

Downlink packet filters (2)

Source IP address: HoA B
Destination IP address: IP A
Protocol Type: TCP/UDP
Source Port Number: #2
Destination Port Number: #1

Nodes A and B might be topologically close to each other while B's Home Agent may be far away, resulting in a trombone effect that can create delay and degrade the performance. The MN B may decide to initiate the route optimization procedure with Node A. Route optimization requires the MN B to send a Binding Update to Node A in order to create an entry in its binding cache that maps the MN's home address to its current care-of-address. However, prior to sending the binding update, the Mobile Node must first execute a Return Routability Test:

- * the Mobile Node B has to send a Home Test Init (HoTI) message via its Home Agent and
- * a Care of Test Init (COTI) message directly to its Correspondent Node A.

The Care of Test Init message is sent using the CoA of B as the source address. Such a packet does not match any entry in the protecting firewall (2). The CoTi message will thus be dropped by the firewall.

The HoTI is a Mobility Header packet, and the protocol type differing from the existing states (2), the HoTI packet will also be dropped.

As a consequence, the RRT cannot be completed and route optimization cannot be applied. Every packet has to go through the node B's Home Agent and tunneled between B's Home Agent and B.

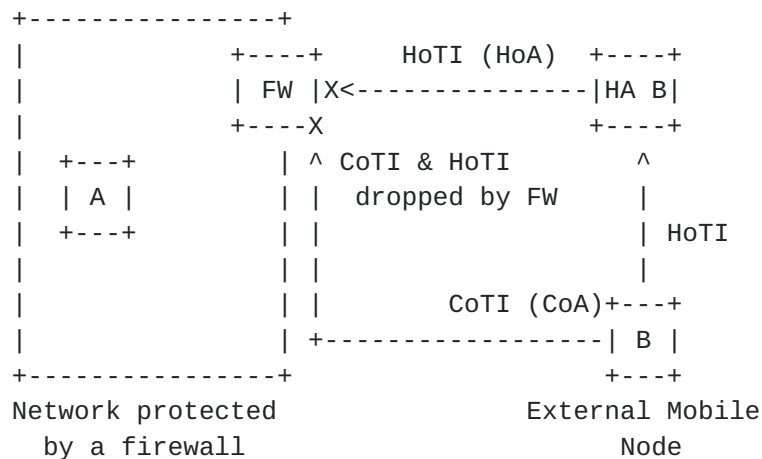


Figure 3: Issues with Return Routability Test

Issue 2: Let's assume that the Binding Update to the CN is successful, the firewall(s) might still drop packets

1. coming from the CoA, since these incoming packets are sent from the CoA and do not match the Downlink Packet filter (2)
2. sent from the CN to the CoA if uplink packet filters are implemented. The uplink packets are sent to the MN's CoA and do not match the uplink packet filter (1).

The packet filters for the traffic sent to (resp. from) the CoA need to be created in the firewall(s).

Requiring the firewalls to update the connection state upon detecting Binding Update messages from a node outside the network protected by the firewall does not appear feasible nor desirable, since currently the firewall does not have any means to verify the validity of Binding Update messages and to therefore securely modify the state information. Changing the firewall states without verifying the validity of the Binding Update messages could lead to denial of service attacks. Malicious nodes may send faked Binding Update forcing the firewall to change its state information, and therefore leading the firewall to drop packets from the connections that use the legitimate addresses. An adversary might also use an address update to enable its own traffic to enter the network.

Issue 3: Let's assume that the Binding Update to the CN is successful. The CN may be protected by different firewalls and as a result of the MN's change of IP address, incoming and outgoing traffic may pass through a different firewall. The new firewall may not have any state associated with the CN and incoming

(potentially outgoing traffic) may be dropped at the firewall.

5.3 Scenario where the HA is in a network protected by firewall(s)

Let's consider a MN moving into a network protected by firewall(s). The following issues may exist:

Issue 1: If the firewall(s) block ESP traffic, many of the MIPv6 signaling (e.g. Binding Update, HoT) may be dropped at the firewall(s) preventing MN(s) from updating their binding cache and performing Route Optimization, since Binding Update, HoT and other MIPv6 signaling must be protected by IPsec ESP.

Issue 2: If the firewall(s) protecting the Home Agent block unsolicited incoming traffic (e.g. as stateful inspection packet filters do), the firewall(s) may drop connection set up requests from CN, and packets from MN.

Issue 3: If the Home Agent is in a network protected by several firewalls, a MN/CN's change of IP address may result in the traffic to and from the Home Agent passing through a different firewall that may not have the states corresponding to the flows. As a consequence, packets may be dropped at the firewall.

5.4 Scenario where MN moves to a network protected by firewall(s)

Let's consider a HA in a network protected by firewall(s). The following issues need to be investigated:

Issue 1: Similarly to the issue 1 described in [Section 5.1](#), the MN will send a Binding Update to its Home Agent after acquiring a local IP address (CoA). The Binding Updates and Acknowledgements should be protected by IPsec ESP according to the MIPv6 specifications [1]. However, as a default rule, many firewalls drop ESP packets. This may cause the Binding Updates and Acknowledgements between the Mobile Nodes and their Home Agent to be dropped.

Issue 2: The MN may be in a communication with a CN, or a CN may be attempting to establish a connection with the MN. In both cases, packets sent from the CN will be forwarded by the MN's HA to the MN's CoA. However when the packets arrive at the firewall(s), the incoming traffic may not match any existing state, and the firewall(s) may therefore drop it.

Issue 3: If the MN is in a communication with a CN, the MN may attempt to execute a RRT for packets to be route optimized. Similarly to the issue 3, [Section 5.1](#), the Home Test message which should be protected by ESP may be dropped by firewall(s) protecting the MN. Firewall(s) may as a default rule drop any ESP traffic. As a consequence, the RRT cannot be completed.

Issue 4: If the MN is in a communication with a CN, and assuming that the MN successfully sent a Binding Update to its CN to use Route Optimization, packets will then be sent from the CN to the MN's CoA and from the MN's CoA to the CN. Packets sent from the CN to the MN's CoA may however not match any existing entry in the firewall(s) protecting the MN, and therefore be dropped by the firewall(s).

If packet filtering is applied to uplink traffic (i.e. traffic sent by the MN), packets sent from the MN's CoA to the the CN may not match any entry in the firewall(s) either and may be dropped as well.

6. Conclusions

Current firewalls may not only prevent route optimization but may also prevent communications to be established in some cases. This document describes some of the issues between the Mobile IP protocol and current firewall technologies.

This document captures the various issues involved in the deployment of Mobile IPv6 in networks that would invariably include firewalls. A number of different scenarios are described which include configurations where the mobile node, correspondent node and home agent exist across various boundaries delimited by the firewalls. This enables a better understanding of the issues when deploying Mobile IPv6 as well as providing an understanding for firewall design and policies to be installed therein.

7. Security Considerations

This document describes several issues that exist between the Mobile IPv6 protocol and firewalls.

Firewalls may prevent Mobile IP6 traffic and drop incoming/outgoing traffic.

If the firewall configuration is modified in order to support the Mobile IPv6 protocol but not properly configured, many attacks may be possible as outlined above: malicious nodes may be able to launch different types of denial of service attacks.

8. Acknowledgments

We would like to thank James Kempf, Samita Chakrabarti and Giaretta Gerardo for their valuable comments. Their suggestions have helped to improve both the presentation and the content of the document.

9. References

9.1 Normative References

- [1] Johnson, D., Perkins, C. and J. Arkko, "Mobility Support in IPv6", [RFC 3775](#), June 2004.

9.2 Informative References

- [2] Chen, X., Watson, M. and M. Harris, "Problem Statement for MIPv6 Interactions with GPRS/UMTS Packet Filtering", Internet-Draft [draft-chen-mip6-gprs-02](#), October 2004.

Authors' Addresses

Franck Le
Nokia Research Center
6000 Connection Drive
Irving, TX 75039
USA

Email: franck.le@nokia.com

Stefano Faccin
Nokia Research Center
6000 Connection Drive
Irving, TX 75039
USA

Email: stefano.faccin@nokia.com

Basavaraj Patil
Nokia Research Center
6000 Connection Drive
Irving, TX 75039
USA

Email: Basavaraj.Patil@nokia.com

Hannes Tschofenig
Siemens
Otto-Hahn-Ring 6
Munich, Bavaria 81739
Germany

Email: Hannes.Tschofenig@siemens.com

[Appendix A](#). Applicability to 3G Networks

In 3G networks, different packet filtering functionalities may be implemented to prevent malicious nodes from flooding or launching other attacks against the 3G subscribers. The packet filtering functionality of 3G networks are further described in [2]. Packet filters are set up and applied to both uplink and downlink traffic: outgoing and incoming data not matching the packet filters is dropped. The issues described in this document also apply to 3G networks.

Intellectual Property Statement

The IETF takes no position regarding the validity or scope of any Intellectual Property Rights or other rights that might be claimed to pertain to the implementation or use of the technology described in this document or the extent to which any license under such rights might or might not be available; nor does it represent that it has made any independent effort to identify any such rights. Information on the procedures with respect to rights in RFC documents can be found in [BCP 78](#) and [BCP 79](#).

Copies of IPR disclosures made to the IETF Secretariat and any assurances of licenses to be made available, or the result of an attempt made to obtain a general license or permission for the use of such proprietary rights by implementers or users of this specification can be obtained from the IETF on-line IPR repository at <http://www.ietf.org/ipr>.

The IETF invites any interested party to bring to its attention any copyrights, patents or patent applications, or other proprietary rights that may cover technology that may be required to implement this standard. Please address the information to the IETF at ietf-ipr@ietf.org.

Disclaimer of Validity

This document and the information contained herein are provided on an "AS IS" basis and THE CONTRIBUTOR, THE ORGANIZATION HE/SHE REPRESENTS OR IS SPONSORED BY (IF ANY), THE INTERNET SOCIETY AND THE INTERNET ENGINEERING TASK FORCE DISCLAIM ALL WARRANTIES, EXPRESS OR IMPLIED, INCLUDING BUT NOT LIMITED TO ANY WARRANTY THAT THE USE OF THE INFORMATION HEREIN WILL NOT INFRINGE ANY RIGHTS OR ANY IMPLIED WARRANTIES OF MERCHANTABILITY OR FITNESS FOR A PARTICULAR PURPOSE.

Copyright Statement

Copyright (C) The Internet Society (2005). This document is subject to the rights, licenses and restrictions contained in [BCP 78](#), and except as set forth therein, the authors retain all their rights.

Acknowledgment

Funding for the RFC Editor function is currently provided by the Internet Society.

