

MPLS Working Group  
Internet-Draft  
Updates: [RFC4090](#) (if approved)  
Intended status: Standards Track  
Expires: June 13, 2020

M. Taillon  
Cisco Systems, Inc.  
T. Saad, Ed.  
Juniper Networks  
R. Gandhi  
Cisco Systems, Inc.  
A. Deshmukh  
Juniper Networks  
M. Jork  
128 Technology  
V. Beeram  
Juniper Networks  
December 11, 2019

**RSVP-TE Summary Fast Reroute Extensions for LSP Tunnels**  
**draft-ietf-mpls-summary-frr-rsvpte-07**

Abstract

This document updates the Resource Reservation Protocol (RSVP) Traffic-Engineering (TE) procedures that are defined in [RFC 4090](#) for facility backup protection. The updates include extensions that reduce the amount of signaling and processing that occurs during Fast Reroute (FRR), and subsequently, improves scalability when undergoing FRR convergence after a link or node failure. These extensions allow the RSVP message exchange between the Point of Local Repair (PLR) and the Merge Point (MP) to be independent of the number of protected Label Switched Paths (LSPs) traversing between them when facility bypass FRR protection is used. The signaling extensions are fully backwards compatible with nodes that do not support them.

Status of This Memo

This Internet-Draft is submitted in full conformance with the provisions of [BCP 78](#) and [BCP 79](#).

Internet-Drafts are working documents of the Internet Engineering Task Force (IETF). Note that other groups may also distribute working documents as Internet-Drafts. The list of current Internet-Drafts is at <https://datatracker.ietf.org/drafts/current/>.

Internet-Drafts are draft documents valid for a maximum of six months and may be updated, replaced, or obsoleted by other documents at any time. It is inappropriate to use Internet-Drafts as reference material or to cite them other than as "work in progress."

This Internet-Draft will expire on June 13, 2020.

## Copyright Notice

Copyright (c) 2019 IETF Trust and the persons identified as the document authors. All rights reserved.

This document is subject to [BCP 78](https://trustee.ietf.org/license-info) and the IETF Trust's Legal Provisions Relating to IETF Documents (<https://trustee.ietf.org/license-info>) in effect on the date of publication of this document. Please review these documents carefully, as they describe your rights and restrictions with respect to this document. Code Components extracted from this document must include Simplified BSD License text as described in Section 4.e of the Trust Legal Provisions and are provided without warranty as described in the Simplified BSD License.

## Table of Contents

<a href="#">1.</a>	<a href="#">Introduction</a>	<a href="#">3</a>
<a href="#">2.</a>	<a href="#">Conventions Used in This Document</a>	<a href="#">4</a>
<a href="#">2.1.</a>	<a href="#">Terminology</a>	<a href="#">4</a>
<a href="#">2.2.</a>	<a href="#">Acronyms and Abbreviations</a>	<a href="#">4</a>
<a href="#">3.</a>	<a href="#">Extensions for Summary FRR Signaling</a>	<a href="#">4</a>
<a href="#">3.1.</a>	<a href="#">B-SFRR-Ready Extended ASSOCIATION Object</a>	<a href="#">6</a>
<a href="#">3.1.1.</a>	<a href="#">IPv4 B-SFRR-Ready IPv4 Extended ASSOCIATION ID</a>	<a href="#">6</a>
<a href="#">3.1.2.</a>	<a href="#">IPv6 B-SFRR-Ready IPv6 Extended ASSOCIATION ID</a>	<a href="#">7</a>
<a href="#">3.2.</a>	<a href="#">B-SFRR-Active Extended ASSOCIATION Object</a>	<a href="#">10</a>
<a href="#">3.2.1.</a>	<a href="#">IPv4 B-SFRR-Active Extended ASSOCIATION ID</a>	<a href="#">11</a>
<a href="#">3.2.2.</a>	<a href="#">IPv6 B-SFRR-Active Extended ASSOCIATION ID</a>	<a href="#">12</a>
<a href="#">3.3.</a>	<a href="#">Signaling Procedures Prior to Failure</a>	<a href="#">13</a>
<a href="#">3.3.1.</a>	<a href="#">PLR Signaling Procedure</a>	<a href="#">14</a>
<a href="#">3.3.2.</a>	<a href="#">MP Signaling Procedure</a>	<a href="#">14</a>
<a href="#">3.4.</a>	<a href="#">Signaling Procedures Post Failure</a>	<a href="#">15</a>
<a href="#">3.4.1.</a>	<a href="#">PLR Signaling Procedure</a>	<a href="#">15</a>
<a href="#">3.4.2.</a>	<a href="#">MP Signaling Procedure</a>	<a href="#">16</a>
<a href="#">3.5.</a>	<a href="#">Refreshing Summary FRR Active LSPs</a>	<a href="#">17</a>
<a href="#">4.</a>	<a href="#">Backwards Compatibility</a>	<a href="#">17</a>
<a href="#">5.</a>	<a href="#">Security Considerations</a>	<a href="#">17</a>
<a href="#">6.</a>	<a href="#">IANA Considerations</a>	<a href="#">17</a>
<a href="#">7.</a>	<a href="#">Acknowledgments</a>	<a href="#">17</a>
<a href="#">8.</a>	<a href="#">Contributors</a>	<a href="#">17</a>
<a href="#">9.</a>	<a href="#">References</a>	<a href="#">18</a>
<a href="#">9.1.</a>	<a href="#">Normative References</a>	<a href="#">18</a>
<a href="#">9.2.</a>	<a href="#">Informative References</a>	<a href="#">19</a>
	<a href="#">Authors' Addresses</a>	<a href="#">19</a>



## 1. Introduction

The Fast Reroute (FRR) procedures defined in [[RFC4090](#)] describe the mechanisms for the Point of Local Repair (PLR) to reroute traffic and signaling of a protected RSVP-TE LSP onto the bypass tunnel in the event of a TE link or node failure. Such signaling procedures are performed individually for each affected protected LSP. This may eventually lead to control plane scalability and latency issues on the PLR and/or the MP due to limited memory and CPU processing resources. This condition is exacerbated when the failure affects large number of protected LSPs that traverse the same PLR and Merge Point (MP) nodes.

For example, in a large scale RSVP-TE LSPs deployment, a single LSR acting as a PLR node may host tens of thousands of protected RSVP-TE LSPs egressing the same link, and also act as a MP node for similar number of LSPs that ingress on the same link. In the event of the failure of the link or neighbor node, the RSVP-TE control plane of the node when acting as PLR becomes busy rerouting protected LSPs signaling over the bypass tunnel(s) in one direction, and when acting as an MP node becomes busy merging RSVP states from signaling received over bypass tunnels for LSP(s) in the reverse direction. Subsequently, the head-end LER(s) that are notified of the local repair at downstream LSR will attempt to (re)converge the affected RSVP-TE LSPs onto newly computed paths - possibly traversing the same previously affected LSR(s). As a result, the RSVP-TE control plane at the PLR and MP becomes overwhelmed by the amount of FRR RSVP-TE processing overhead following the link or node failure, and due to other control plane protocol(s) (e.g. the IGP) that undergo convergence on the same node at the same time too.

The extensions defined in this document update the procedures defined in [[RFC4090](#)] for facility backup protection to enable a MP node to become aware of the PLR node's bypass tunnel assignment group and allow the FRR procedures between PLR node and MP node to be signaled and processed on groups of protected LSPs.

As defined in [[RFC2961](#)], Summary Refresh procedures use MESSAGE\_ID to refresh the RSVP Path and Resv states to help with the scale. The extensions defined in this document allow the MESSAGE\_ID information for the rerouted Path and Resv states to be exchanged between PLR and MP nodes a priori to the fault such that Summary Refresh procedures can continue to be used to refresh the rerouted state(s) after FRR has occurred.



## **2. Conventions Used in This Document**

### **2.1. Terminology**

The key words "MUST", "MUST NOT", "REQUIRED", "SHALL", "SHALL NOT", "SHOULD", "SHOULD NOT", "RECOMMENDED", "NOT RECOMMENDED", "MAY", and "OPTIONAL" in this document are to be interpreted as described in [BCP 14](#) [[RFC2119](#)] [[RFC8174](#)] when, and only when, they appear in all capitals, as shown here.

### **2.2. Acronyms and Abbreviations**

The reader is assumed to be familiar with terms and abbreviations used in [[RFC3209](#)] and [[RFC4090](#)].

The following abbreviations are also used in this document:

LSR: Label Switching Router

LER: Label Edge Router

MPLS: Multiprotocol Label Switching

LSP: Label Switched Path

MP: Merge Point node as defined in [[RFC4090](#)]

PLR: Point of Local Repair node as defined in [[RFC4090](#)]

FRR: Fast Reroute as defined in [[RFC4090](#)]

B-SFRR-Ready: Bypass Summary FRR Ready Extended ASSOCIATION object. Added by the PLR for each LSP protected by the bypass tunnel.

B-SFRR-Active: Bypass Summary FRR Active Extended ASSOCIATION object. Used to notify the MP node of one or more groups of protected LSP(s) that are being protected by the specified bypass tunnel are being rerouted.

## **3. Extensions for Summary FRR Signaling**

The RSVP ASSOCIATION object is defined in [[RFC4872](#)] as a means to associate LSPs with each other. For example, in the context of GMPLS-controlled LSP(s), the object is used to associate recovery LSPs with the LSP they are protecting. The Extended ASSOCIATION object is introduced in [[RFC6780](#)] to expand on the possible usage of



the ASSOCIATION object and generalize the definition of the Extended Association ID field.

This document defines the use of the Extended ASSOCIATION object to carry the Summary FRR information and associate the protected LSP(s) with the bypass tunnel that protects them. Two new Association Types for the Extended ASSOCIATION object, and new Extended Association IDs are proposed in this draft to describe the Bypass Summary FRR Ready (B-SFRR-Ready) and the Bypass Summary FRR Active (B-SFRR-Active) associations.

The PLR creates and manages the Summary FRR LSP groups (identified by Bypass\_Group\_Identifiers) and shares the group identifier(s) with the MP via signaling.

The PLR SHOULD assign the same Bypass\_Group\_Identifier to all protected LSPs that share the egress link, and bypass tunnel as long as the protected LSP(s) have the common group attributes, including the modified tunnel sender address used for backup path identification as described in [[RFC4090](#)].

The MP maintains the PLR group assignments learned via signaling, and acknowledges the group assignments via signaling. Once the PLR receives the acknowledgment, FRR signaling can proceed as group based.

The PLR node that supports Summary FRR procedures adds the Extended ASSOCIATION object with Type B-SFRR-Ready and respective Extended Association ID in the RSVP Path message of the protected LSP to inform the MP of the PLR's assigned bypass tunnel, Summary FRR Bypass\_Group\_Identifier, and the MESSAGE\_ID that the PLR will use to refresh the protected LSP Path state after FRR occurs.

The MP node that supports Summary FRR procedures adds the B-SFRR-Ready Extended ASSOCIATION object and respective Extended Association ID in the RSVP Resv message of the protected LSP to acknowledge the PLR's bypass tunnel assignment, and provide the MESSAGE\_ID object that the MP node will use to refresh the protected LSP Resv state after FRR occurs.

This document also defines a new Association Type for the Extended ASSOCIATION object and new Extended Association ID to describe the B-SFRR-Active association. The B-SFRR-Active Extended ASSOCIATION object and Extended Association ID are sent by PLR after activating FRR procedures on the PLR. The B-SFRR-Active Extended ASSOCIATION object and Extended Association ID are sent within the RSVP Path message of the bypass tunnel to inform the MP node that one or more





groups of protected LSPs protected by the bypass tunnel are now being rerouted over the bypass tunnel.

### **3.1. B-SFRR-Ready Extended ASSOCIATION Object**

The Extended ASSOCIATION object is populated using the rules defined below to associate a protected LSP with the bypass tunnel that is protecting it when Summary FRR procedures are enabled.

The Association Type, Association ID, and Association Source MUST be set as defined in [[RFC4872](#)] for the ASSOCIATION Object. More specifically:

Association Source:

The Association Source is set to an address of the PLR node.

Association Type:

A new Association Type is defined for B-SFRR-Ready as follows:

Value	Type
-----	-----
(TBD-1)	Bypass Summary FRR Ready Association (B-SFRR-Ready)

Extended ASSOCIATION ID for B-SFRR-Ready:

The B-SFRR-Ready Extended ASSOCIATION ID is populated by the PLR for the Bypass Summary FRR Ready association. The rules to populate the Extended ASSOCIATION ID in this case are described below.

#### **3.1.1. IPv4 B-SFRR-Ready IPv4 Extended ASSOCIATION ID**

The IPv4 Extended ASSOCIATION ID for the B-SFRR-Ready association type has the following format:



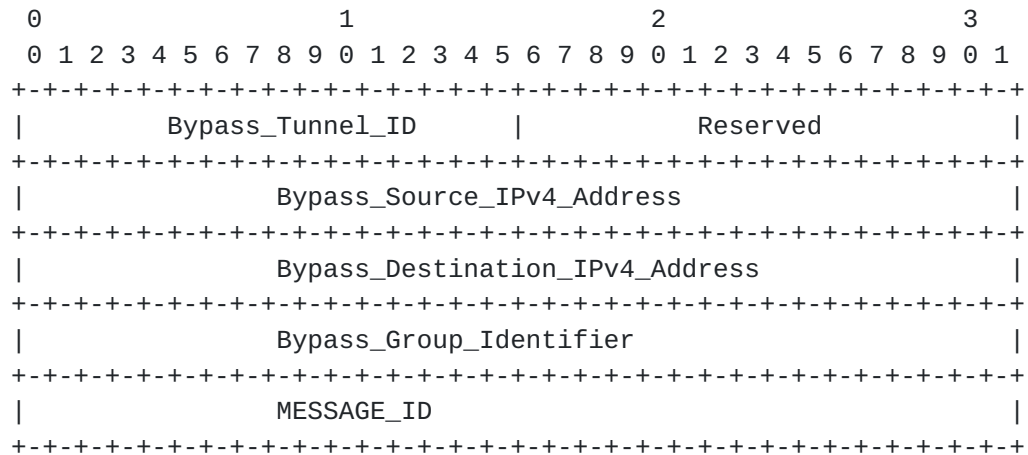


Figure 1: The IPv4 Extended ASSOCIATION ID for B-SFRR-Ready

Bypass\_Tunnel\_ID: 16 bits

The bypass tunnel identifier.

Reserved: 16 bits

Reserved for future use.

Bypass\_Source\_IPv4\_Address: 32 bits

The bypass tunnel source IPV4 address.

Bypass\_Destination\_IPv4\_Address: 32 bits

The bypass tunnel destination IPV4 address.

Bypass\_Group\_Identifier: 32 bits

The bypass tunnel group identifier.

MESSAGE\_ID

A MESSAGE\_ID object as defined by [[RFC2961](#)].

### 3.1.2. IPv6 B-SFRR-Ready IPv6 Extended ASSOCIATION ID

The IPv6 Extended ASSOCIATION ID field for the B-SFRR-Ready association type has the following format:



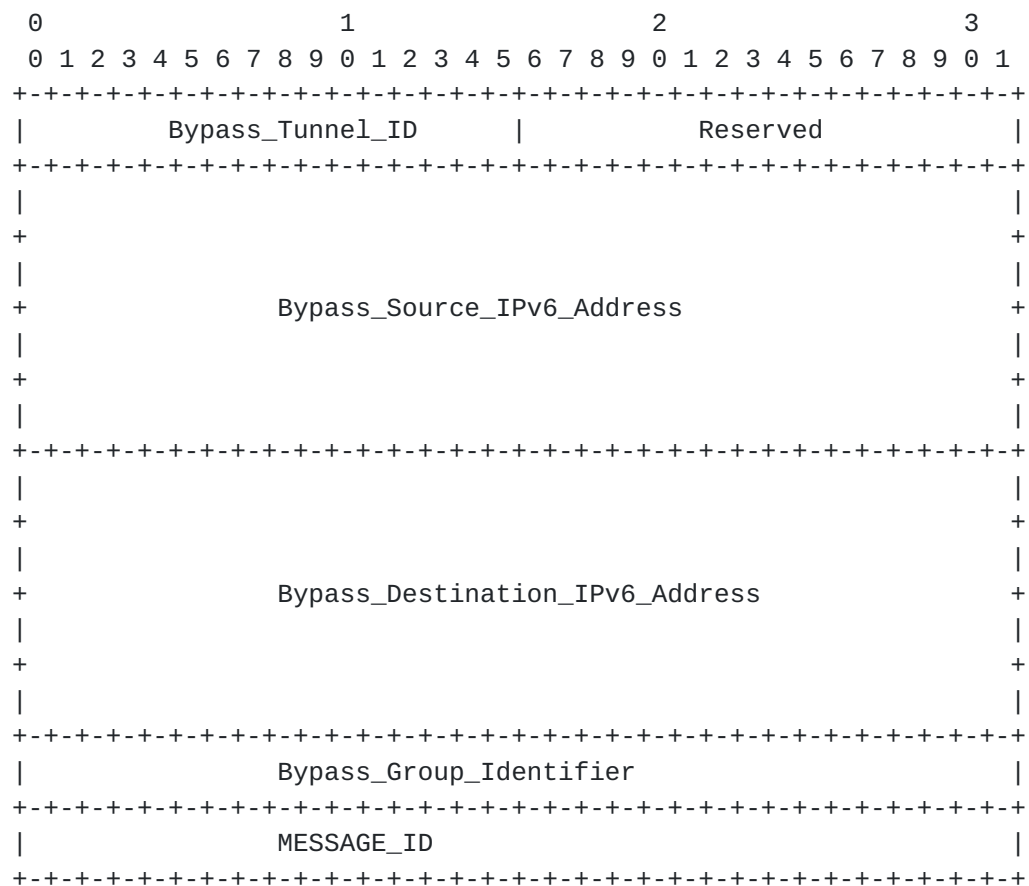


Figure 2: The IPv6 Extended ASSOCIATION ID for B-SFRR-Ready



Bypass\_Tunnel\_ID: 16 bits

The bypass tunnel identifier.

Reserved: 16 bits

Reserved for future use.

Bypass\_Source\_IPv6\_Address: 128 bits

The bypass tunnel source IPV6 address.

Bypass\_Destination\_IPv6\_Address: 128 bits

The bypass tunnel destination IPV6 address.

Bypass\_Group\_Identifier: 32 bits

The bypass tunnel group identifier.

MESSAGE\_ID

A MESSAGE\_ID object as defined by [[RFC2961](#)].

The PLR assigns a bypass tunnel and Bypass\_Group\_Identifier for each protected LSP. The same Bypass\_Group\_Identifier is used for the set of protected LSPs that share the same bypass tunnel, traverse the same egress link, and are not already rerouted. The PLR also generates a MESSAGE\_ID object (flags SHOULD be clear, Epoch and Message\_Identifier MUST be set according to [[RFC2961](#)]).

The PLR MUST generate a new Message\_Identifier each time the contents of the B-SFRR-Ready Extended ASSOCIATION ID changes (e.g. when PLR node changes the bypass tunnel assignment).

The PLR node notifies the MP node of the bypass tunnel assignment via adding a B-SFRR-Ready Extended ASSOCIATION object and Extended Association ID in the RSVP Path message for the protected LSP using procedures described in [Section 3.4](#).

The MP node acknowledges the assignment to the PLR node by signaling the B-SFRR-Ready Extended ASSOCIATION object and Extended Association ID within the RSVP Resv message of the protected LSP. With exception of the MESSAGE\_ID objects, all other fields of the received in the B-SFRR-Ready Extended ASSOCIATION ID in the RSVP Path message are copied into the B-SFRR-Ready Extended ASSOCIATION ID to be added in the Resv message. The MESSAGE\_ID object is set according to





[RFC2961] with the Flags being clear. A new Message\_Identifier MUST be used to acknowledge an updated PLR assignment.

The PLR considers the protected LSP as Summary FRR capable only if all the fields in the B-SFRR-Ready Extended ASSOCIATION ID that are sent in the RSVP Path message and the ones received in the RSVP Resv message (with exception of the MESSAGE\_ID) match. If it does not match, or if B-SFRR-Ready Extended ASSOCIATION object is absent in a subsequent refresh, the PLR node MUST consider the protected LSP as not Summary FRR capable.

### **3.2. B-SFRR-Active Extended ASSOCIATION Object**

The Extended ASSOCIATION object for B-SFRR-Active association type is populated by a PLR node to indicate to the MP node (bypass tunnel destination) that one or more groups of Summary FRR protected LSPs that are being protected by the bypass tunnel are being rerouted over the bypass tunnel.

The B-SFRR-Active Extended ASSOCIATION object is carried in the RSVP Path message of the bypass tunnel and signaled downstream towards the MP (bypass tunnel destination).

The Association Type, Association ID, and Association Source MUST be set as defined in [[RFC4872](#)] for the ASSOCIATION Object. More specifically:

Association Source:

The Association Source is set to an address of the PLR node.

Association Type:

A new Association Type is defined for B-SFRR-Active as follows:

Value	Type
-----	-----
(TBD-2)	Bypass Summary FRR Active Association (B-SFRR-Active)

Extended ASSOCIATION ID for B-SFRR-Active:

The B-SFRR-Active Extended ASSOCIATION ID is populated by the PLR for the Bypass Summary FRR Active association. The rules to populate the Extended ASSOCIATION ID in this case are described below.



### 3.2.1. IPv4 B-SFRR-Active Extended ASSOCIATION ID

The IPv4 Extended ASSOCIATION ID for the B-SFRR-Active association type is carried inside the IPv4 Extended ASSOCIATION object and has the following format:




Figure 3: The IPv4 Extended ASSOCIATION ID for B-SFRR-Active

Num-BGIDs: 16 bits

Number of Bypass\_Group\_Identifier fields.

Reserved: 16 bits

Reserved for future use.

Bypass\_Group\_Identifier: 32 bits

The Bypass\_Group\_Identifier that is previously signaled by the PLR using the Extended Association object. One or more Bypass\_Group\_Identifiers may be included.

RSVP\_HOP\_Object: Class 3, as defined by [\[RFC2205\]](#)

Replacement RSVP HOP object to be applied to all LSPs associated with each of the following Bypass\_Group\_Identifiers. This corresponds to C-Type = 1 for IPv4 RSVP HOP.



TIME\_VALUES object: Class 5, as defined by [[RFC2205](#)]

Replacement TIME\_VALUES object to be applied to all LSPs associated with each of the following Bypass\_Group\_Identifiers after receiving the B-SFRR-Active Extended ASSOCIATION Object.

IPv4 tunnel sender address:

The IPv4 address that the PLR sets to identify backup path(s) as described in [Section 6.1.1 of \[RFC4090\]](#). This address is applicable to all groups identified by Bypass\_Group\_Identifier(s) carried in the B-SFRR-Active Extended ASSOCIATION ID.

### **3.2.2. IPv6 B-SFRR-Active Extended ASSOCIATION ID**

The IPv6 Extended ASSOCIATION ID for the B-SFRR-Active association type is carried inside the IPv6 Extended ASSOCIATION object and has the following format:




Figure 4: The IPv6 Extended ASSOCIATION ID for B-SFRR-Active



Num-BGIDs: 16 bits

Number of Bypass\_Group\_Identifier fields.

Reserved: 16 bits

Reserved for future use.

Bypass\_Group\_Identifier: 32 bits

The Bypass\_Group\_Identifier that is previously signaled by the PLR using the Extended Association object. One or more Bypass\_Group\_Identifiers may be included.

RSVP\_HOP\_Object: Class 3, as defined by [[RFC2205](#)]

Replacement RSVP HOP object to be applied to all LSPs associated with each of the following Bypass\_Group\_Identifiers. This corresponds to C-Type = 2 for IPv6 RSVP HOP.

TIME\_VALUES object: Class 5, as defined by [[RFC2205](#)]

Replacement TIME\_VALUES object to be applied to all LSPs associated with each of the following Bypass\_Group\_Identifiers after receiving the B-SFRR-Active Extended ASSOCIATION Object.

IPv6 tunnel sender address:

The IPv6 address that the PLR sets to identify backup path(s) as described in [Section 6.1.1 of \[RFC4090\]](#). This address is applicable to all groups identified by Bypass\_Group\_Identifier(s) carried in the B-SFRR-Active Extended ASSOCIATION ID.

### **[3.3.](#) Signaling Procedures Prior to Failure**

Before Summary FRR procedures can be used, a handshake MUST be completed between the PLR and MP. This handshake is performed using the Extended ASSOCIATION object that carries the B-SFRR-Ready Extended Association ID in both the RSVP Path and Resv messages of the protected LSP.

When using procedures defined in this document, the PLR MUST ensure bypass tunnel assignment can satisfy the protected LSP MTU requirements post FRR. This avoids any packets from being dropped due to exceeding the MTU size of the bypass tunnel after traffic is rerouted on the bypass tunnel post failure.





### **3.3.1. PLR Signaling Procedure**

The B-SFRR-Ready Extended ASSOCIATION object is added by each PLR in the RSVP Path message of the protected LSP to record the bypass tunnel assignment. This object is updated every time the PLR updates the bypass tunnel assignment and that triggers an RSVP Path change message.

Upon receiving an RSVP Resv message with B-SFRR-Ready Extended ASSOCIATION object, the PLR node checks if the expected sub-objects from the B-SFRR-Ready Extended ASSOCIATION ID are present. If present, the PLR determines if the MP has acknowledged the current PLR assignment.

To be a valid acknowledgement, the received B-SFRR-Ready Extended ASSOCIATION ID contents within the RSVP Resv message of the protected LSP MUST match the latest B-SFRR-Ready Extended ASSOCIATION object and Association ID contents that the PLR node had sent within the RSVP Path message (with exception of the MESSAGE\_ID).

Note, when forwarding an RSVP Resv message upstream, the PLR node SHOULD remove any/all B-SFRR-Ready Extended ASSOCIATION objects whose Association Source matches the PLR node address.

### **3.3.2. MP Signaling Procedure**

Upon receiving an RSVP Path message with a B-SFRR-Ready Extended ASSOCIATION object, the MP node processes all (there may be multiple PLRs for a single MP) B-SFRR-Ready Extended ASSOCIATION objects that have the MP node address as Bypass Destination address in the Extended Association ID.

The MP node first ensures the existence of the bypass tunnel and that the Bypass\_Group\_Identifier is not already FRR active. That is, an LSP cannot join a group that is already FRR rerouted.

The MP node builds a mirrored Summary FRR Group database per PLR, which is determined using the Bypass\_Source\_Address field. The MESSAGE\_ID is extracted and recorded for the protected LSP Path state. The MP node signals a B-SFRR-Ready Extended Association object and Extended Association ID in the RSVP Resv message of the protected LSP. With exception of the MESSAGE\_ID objects, all other fields of the received B-SFRR-Ready Extended ASSOCIATION object in the RSVP Path message are copied into the B-SFRR-Ready Extended ASSOCIATION object to be added in the Resv message. The MESSAGE\_ID object is set according to [\[RFC2961\]](#) with the Flags being clear.



Note, an MP may receive more than one RSVP Path message with the B-SFRR-Ready Extended ASSOCIATION object from different upstream PLR node(s). In this case, the MP node is expected to save all the received MESSAGE\_IDs from the different upstream PLR node(s). After a failure, the MP node determines and activates the associated Summary Refresh ID to use once it receives and processes the RSVP Path message containing B-SFRR-Active Extended ASSOCIATION object that is signaled over the bypass tunnel from the PLR, as described [Section 3.4](#)

When forwarding an RSVP Path message downstream, the MP SHOULD remove any/all B-SFRR-Ready Extended ASSOCIATION object(s) whose Association ID contains Bypass\_Destination\_Address matching the MP node address.

### **[3.4.](#) Signaling Procedures Post Failure**

Upon detection of the fault (egress link or node failure) the PLR first performs the object modification procedures described by [Section 6.4.3 of \[RFC4090\]](#) for all affected protected LSPs. For the Summary FRR capable LSPs that are assigned to the same bypass tunnel a common RSVP\_HOP and SENDER\_TEMPLATE MUST be used.

The PLR MUST signal non-Summary FRR capable LSPs over the bypass tunnel before signaling the Summary FRR capable LSPs. This is needed to allow for the case when the PLR node has recently changed a bypass assignment and the MP has not processed the change yet.

The B-SFRR-Active Extended ASSOCIATION object is sent within the RSVP Path message of the bypass tunnel to reroute RSVP state of Summary FRR capable LSPs.

#### **[3.4.1.](#) PLR Signaling Procedure**

After a failure event, when using the Summary FRR path signaling procedures, an individual RSVP Path message is not signaled for each Summary FRR LSP. Instead, to reroute Summary FRR LSPs via the bypass tunnel, the PLR adds the B-SFRR-Active Extended Association object in the RSVP Path message of the RSVP session of the bypass tunnel.

The RSVP\_HOP\_Object field in the B-SFRR-Active Extended ASSOCIATION ID is set to the common RSVP\_HOP that was used by the PLR in [Section 3.4](#) of this document.

The previously received MESSAGE\_ID from the MP is activated. As a result, the MP may refresh the protected rerouted Resv state using Summary Refresh procedures.



The PLR adds the Bypass\_Group\_Identifier(s) of group(s) that have common group attributes, including the tunnel sender address, to the same B-SFRR-Active Extended ASSOCIATION ID. Note that multiple ASSOCIATION objects, each carrying a B-SFRR-Active Extended ASSOCIATION ID, can be carried within a single RSVP Path message of the bypass tunnel and sent towards the MP as described in [\[RFC6780\]](#).

#### **[3.4.2.](#) MP Signaling Procedure**

Upon receiving an RSVP Path message with a B-SFRR-Active Extended Association object, the MP performs normal merge point processing for each protected LSP associated with each Bypass\_Group\_Identifier, as if it received an individual RSVP Path messages for that LSP.

For each Summary FRR capable LSP that is being merged, the MP first modifies the Path state as follows:

1. The RSVP\_HOP object is copied from the B-SFRR-Active Extended ASSOCIATION ID.
2. The TIME\_VALUES object is copied from the TIMES\_VALUE field in the B-SFRR-Active Extended ASSOCIATION ID. The TIME\_VALUES object contains the refresh time of the PLR to generate refreshes and that would have exchanged in a Path message sent to the MP after the failure when no Summary FRR procedures are in effect.
3. The tunnel sender address field in the SENDER\_TEMPLATE object is copied from the tunnel sender address of the B-SFRR-Active Extended ASSOCIATION ID.
4. The ERO object is modified as per [Section 6.4.4 of \[RFC4090\]](#). Once the above modifications are completed, the MP node performs the merge processing as per [\[RFC4090\]](#).
5. The previously received MESSAGE\_ID from the PLR is activated, meaning that the PLR may now refresh the protected rerouted Path state using Summary Refresh procedures.

A failure during merge processing of any individual rerouted LSP MUST result in an RSVP Path Error message.

An individual RSVP Resv message for each successfully merged Summary FRR LSP is not signaled. The MP node SHOULD immediately use Summary Refresh procedures to refresh the protected LSP Resv state.



### **3.5. Refreshing Summary FRR Active LSPs**

Refreshing of Summary FRR active LSPs is performed using Summary Refresh as defined by [[RFC2961](#)].

## **4. Backwards Compatibility**

The (Extended) ASSOCIATION object is defined in [[RFC4872](#)] with a class number in the form 11bbbbbb, which ensures compatibility with non-supporting node(s). Such nodes will ignore the object and forward it without modification.

## **5. Security Considerations**

This document updates an existing RSVP object. Thus, in the event of the interception of a signaling message, slightly more information could be deduced about the state of the network than was previously the case. Existing mechanisms for maintaining the integrity and authenticity of RSVP protocol messages [[RFC2747](#)] can be applied. Other considerations mentioned in [[RFC4090](#)] and [[RFC5920](#)] also apply.

## **6. IANA Considerations**

IANA maintains the "Generalized Multi-Protocol Label Switching (GMPLS) Signaling Parameters" registry. The "Association Type" sub-registry is included in this registry.

This registry has been updated by new Association Type for Extended ASSOCIATION Object defined in this document as follows:

Value	Name	Reference
-----	----	-----
TBD-1	B-SFRR-Ready Association	<a href="#">Section 3.1</a>
TBD-2	B-SFRR-Active Association	<a href="#">Section 3.2</a>

## **7. Acknowledgments**

The authors would like to thank Alexander Okonnikov, Loa Andersson, Lou Berger, Eric Osborne, Gregory Mirsky, Mach Chen for reviewing and providing valuable comments to this document.

## **8. Contributors**

Nicholas Tan  
Arista Networks

Email: [ntan@arista.com](mailto:ntan@arista.com)





## 9. References

### 9.1. Normative References

- [RFC2119] Bradner, S., "Key words for use in RFCs to Indicate Requirement Levels", [BCP 14](#), [RFC 2119](#), DOI 10.17487/RFC2119, March 1997, <<https://www.rfc-editor.org/info/rfc2119>>.
- [RFC2205] Braden, R., Ed., Zhang, L., Berson, S., Herzog, S., and S. Jamin, "Resource ReSeRVation Protocol (RSVP) -- Version 1 Functional Specification", [RFC 2205](#), DOI 10.17487/RFC2205, September 1997, <<https://www.rfc-editor.org/info/rfc2205>>.
- [RFC2747] Baker, F., Lindell, B., and M. Talwar, "RSVP Cryptographic Authentication", [RFC 2747](#), DOI 10.17487/RFC2747, January 2000, <<https://www.rfc-editor.org/info/rfc2747>>.
- [RFC2961] Berger, L., Gan, D., Swallow, G., Pan, P., Tommasi, F., and S. Molendini, "RSVP Refresh Overhead Reduction Extensions", [RFC 2961](#), DOI 10.17487/RFC2961, April 2001, <<https://www.rfc-editor.org/info/rfc2961>>.
- [RFC3209] Awduche, D., Berger, L., Gan, D., Li, T., Srinivasan, V., and G. Swallow, "RSVP-TE: Extensions to RSVP for LSP Tunnels", [RFC 3209](#), DOI 10.17487/RFC3209, December 2001, <<https://www.rfc-editor.org/info/rfc3209>>.
- [RFC4090] Pan, P., Ed., Swallow, G., Ed., and A. Atlas, Ed., "Fast Reroute Extensions to RSVP-TE for LSP Tunnels", [RFC 4090](#), DOI 10.17487/RFC4090, May 2005, <<https://www.rfc-editor.org/info/rfc4090>>.
- [RFC4872] Lang, J., Ed., Rekhter, Y., Ed., and D. Papadimitriou, Ed., "RSVP-TE Extensions in Support of End-to-End Generalized Multi-Protocol Label Switching (GMPLS) Recovery", [RFC 4872](#), DOI 10.17487/RFC4872, May 2007, <<https://www.rfc-editor.org/info/rfc4872>>.
- [RFC6780] Berger, L., Le Faucheur, F., and A. Narayanan, "RSVP ASSOCIATION Object Extensions", [RFC 6780](#), DOI 10.17487/RFC6780, October 2012, <<https://www.rfc-editor.org/info/rfc6780>>.
- [RFC8174] Leiba, B., "Ambiguity of Uppercase vs Lowercase in [RFC 2119](#) Key Words", [BCP 14](#), [RFC 8174](#), DOI 10.17487/RFC8174, May 2017, <<https://www.rfc-editor.org/info/rfc8174>>.



## **9.2. Informative References**

[RFC5920] Fang, L., Ed., "Security Framework for MPLS and GMPLS Networks", [RFC 5920](https://www.rfc-editor.org/info/rfc5920), DOI 10.17487/RFC5920, July 2010, <<https://www.rfc-editor.org/info/rfc5920>>.

### Authors' Addresses

Mike Taillon  
Cisco Systems, Inc.

Email: mtaillon@cisco.com

Tarek Saad (editor)  
Juniper Networks

Email: tsaad@juniper.net

Rakesh Gandhi  
Cisco Systems, Inc.

Email: rgandhi@cisco.com

Abhishek Deshmukh  
Juniper Networks

Email: adeshmukh@juniper.net

Markus Jork  
128 Technology

Email: mjork@128technology.com

Vishnu Pavan Beeram  
Juniper Networks

Email: vbeeram@juniper.net

