

NEMO Working Group  
INTERNET DRAFT  
Category: Standards Track  
Expires June 2004

Vijay Devarapalli  
Nokia  
Ryuji Wakikawa  
Keio University  
Alexandru Petrescu  
Motorola  
Pascal Thubert  
Cisco Systems  
December 2003

Network Mobility (NEMO) Basic Support Protocol  
draft-ietf-nemo-basic-support-02.txt

## Status of This Memo

This document is an Internet-Draft and is subject to all provisions of [Section 10 of RFC2026](#).

Internet-Drafts are working documents of the Internet Engineering Task Force (IETF), its areas, and its working groups. Note that other groups may also distribute working documents as Internet-Drafts.

Internet-Drafts are draft documents valid for a maximum of six months and may be updated, replaced, or obsoleted by other documents at any time. It is inappropriate to use Internet-Drafts as reference material or to cite them other than as "work in progress."

The list of current Internet-Drafts can be accessed at:

<http://www.ietf.org/ietf/1id-abstracts.txt>

The list of Internet-Draft Shadow Directories can be accessed at:

<http://www.ietf.org/shadow.html>.

## Abstract

This document describes the NEMO Basic Support protocol that enables mobile networks to attach to different points in the Internet. The protocol is an extension of Mobile IPv6 and allows for session continuity for every node in the mobile network as the network moves. It also allows every node in the mobile network to be reachable while moving around. The Mobile Router, which connects the network to the Internet, runs the NEMO Basic Support protocol with its Home Agent. The protocol is designed in such a way that network mobility is transparent to the nodes inside the mobile network.

Internet Draft

NEMO Basic Support

December 2003

## Contents

Status of This Memo	1
Abstract	1
1. Introduction	4
2. Terminology	5
3. Overview of the NEMO Protocol	6
4. Message Formats	9
<a href="#">4.1.</a> Binding Update . . . . .	<a href="#">9</a>
<a href="#">4.2.</a> Binding Acknowledgement . . . . .	<a href="#">9</a>
<a href="#">4.3.</a> Mobile Network Prefix Option . . . . .	<a href="#">10</a>
5. Mobile Router Operation	12
<a href="#">5.1.</a> Data Structures . . . . .	<a href="#">12</a>
<a href="#">5.2.</a> Sending Binding Updates . . . . .	<a href="#">13</a>
<a href="#">5.3.</a> Receiving Binding Acknowledgements . . . . .	<a href="#">13</a>
<a href="#">5.4.</a> Error Processing . . . . .	<a href="#">14</a>
<a href="#">5.5.</a> Establishment of Bi-directional Tunnel . . . . .	<a href="#">15</a>
<a href="#">5.6.</a> Neighbor Discovery for Mobile Router . . . . .	<a href="#">16</a>
<a href="#">5.7.</a> Multicast Groups for Mobile Router . . . . .	<a href="#">16</a>
<a href="#">5.8.</a> Returning Home . . . . .	<a href="#">16</a>
6. Home Agent Operation	18
<a href="#">6.1.</a> Data Structures . . . . .	<a href="#">18</a>
<a href="#">6.1.1.</a> Binding Cache . . . . .	<a href="#">18</a>
<a href="#">6.1.2.</a> Prefix Table . . . . .	<a href="#">18</a>
<a href="#">6.2.</a> Mobile Network Prefix Registration . . . . .	<a href="#">19</a>
<a href="#">6.3.</a> Advertising Mobile Network Reachability . . . . .	<a href="#">20</a>
<a href="#">6.4.</a> Establishment of Bi-directional Tunnel . . . . .	<a href="#">20</a>
<a href="#">6.5.</a> Forwarding Packets . . . . .	<a href="#">21</a>
<a href="#">6.6.</a> Sending Binding Acknowledgements . . . . .	<a href="#">21</a>

<a href="#">6.7</a> . Mobile Network Prefix De-Registration . . . . .	<a href="#">22</a>
7. Modifications to Dynamic Home Agent Discovery	23
<a href="#">7.1</a> . Modified Dynamic Home Agent Discovery Request . . . . .	<a href="#">23</a>
<a href="#">7.2</a> . Modified Dynamic Home Agent Discovery Reply . . . . .	<a href="#">23</a>
<a href="#">7.3</a> . Modified Home Agent Information Option . . . . .	<a href="#">24</a>
8. Support for Dynamic Routing Protocols	25
9. Security Considerations	27

---

Internet Draft	NEMO Basic Support	December 2003
<a href="#">10</a> . IANA Considerations		28
<a href="#">11</a> . Contributors		28
<a href="#">12</a> . Acknowledgements		28
A. Examples of NEMO Basic Support Operation		31
B. Changes from Previous Version		34

## 1. Introduction

This document describes protocol extensions to Mobile IPv6 (MIPv6) [\[1\]](#) to enable support for network mobility. The extensions are backward compatible with Mobile IPv6. In particular, a NEMO compliant Home Agent can operate as a Mobile IPv6 Home Agent as well.

The NEMO Basic Support works in such a way that session continuity is ensured for all the nodes in the mobile network even as the Mobile Router changes its point of attachment to the Internet. It also provides connectivity and reachability for all nodes in the mobile network as the network moves. The solution supports both mobile nodes and hosts that do not support mobility in the mobile network.

Within the context of this document, the definition of a Mobile Router extends that of a Mobile IPv6 [\[1\]](#) Mobile Node, by adding the capability of routing between its point of attachment (Care-of Address) and a subnet which moves with the Mobile Router.

The solution described in this document requires setting up a bi-directional tunnel between the Mobile Router and its Home Agent. This tunnel is set up when the Mobile Router sends a successful Binding Update to its Home Agent, informing the Home Agent of its

current point of attachment.

All traffic between the nodes in the mobile network and Correspondent Nodes passes through the Home Agent. This document does not describe route optimization of this traffic.

The terminology document [9] describes Nested Mobility as a scenario where a Mobile Router allows another Mobile Router to attach to its mobile network. There could be arbitrary levels of nested mobility. The operation of each Mobile Router remains the same whether the Mobile Router attaches to another Mobile Router or to a fixed Access Router on the Internet. The solution described here does not place any restriction on the number of levels for nested mobility. But it should be noted that this might introduce significant overhead on the data packets as each level of nesting introduces another IPv6 header encapsulation.

## [2](#). Terminology

The keywords "MUST", "MUST NOT", "REQUIRED", "SHALL", "SHALL NOT", "SHOULD", "SHOULD NOT", "RECOMMENDED", "MAY", and "OPTIONAL" in this document are to be interpreted as described in [RFC 2119](#) [2].

Network Mobility related terminology is defined in [8] [9]. This document in addition defines the following terms.

### Mobile Network Prefix

An IPv6 prefix that is delegated to a Mobile Router and advertised in the mobile network. There could be more than one Mobile Network Prefix being advertised in a mobile network.

## Prefix Table

It is a list of Mobile Network Prefixes indexed by the Home Address of a Mobile Router. The prefix table is managed by the Home Agent and is used by the Home Agent to determine which Mobile Network Prefixes belong to a particular Mobile Router.

### [3.](#) Overview of the NEMO Protocol

A Mobile Network is a network segment or subnet which can move and attach to arbitrary points in the Internet. A mobile network can only be accessed via specific gateways called Mobile Routers that manage its movement. Mobile networks have atleast one Mobile Router serving them. A Mobile Router does not distribute the mobile network

routes to the infrastructure at its point of attachment (i.e. in the visited network). Instead, it maintains a bidirectional tunnel to a Home Agent that advertises an aggregation of mobile networks to the infrastructure. The Mobile Router is also the default gateway for the mobile network.

A mobile network can also consist of multiple and nested subnets. A router with no support for mobility may be permanently attached to a mobile network for local distribution. Also, Mobile Routers may be attached to mobile networks owned by different Mobile Routers and form a graph. In particular, with Basic NEMO Support, each Mobile Router is attached to another mobile network by a single interface, and if loops are avoided, the graph is a tree.

A Mobile Router has an unique Home Address through which it is reachable when it is registered with its Home Agent. The Home Address is configured from a prefix that is aggregated and advertised by its Home Agent. The prefix could either be the prefix advertised on the home link or the prefix delegated to the Mobile Router. The Mobile Router can have more than one Home Address if there are multiple prefixes in the home link. The Mobile Router also advertises one or more prefixes in the mobile network attached to it. The actual mechanism for assigning these prefixes to a given Mobile Router is outside the scope of this specification.

When the Mobile Router moves away from the home link and attaches to a new access router, it acquires a Care-of Address from the visited link. The Mobile Router can at any time act either as a Mobile Host or a Mobile Router. In either case, as soon as the Mobile Router acquires a Care-of Address, it immediately sends a Binding Update to its Home Agent as described in [\[1\]](#). When the Home Agent receives this Binding Update it creates a binding cache entry binding the Mobile Router's Home Address to its Care-of address at the current point of attachment.

If the Mobile Router wishes to act as a Mobile Router and provide connectivity to nodes in the mobile network, it indicates this to the Home Agent by setting a flag (R) in the Binding Update. It MAY also include information about the Mobile Network Prefix in the Binding Update using one of the modes described in [Section 5.2](#), so that the Home Agent can forward packets meant for nodes in the mobile network to the Mobile Router. A new Mobility Header Option is described in

this document to carry prefix information. This option is described in [Section 4.3](#). If the mobile network has more than one IPv6 prefix and wants the Home Agent to setup forwarding for all these prefixes, it includes multiple prefix information options in a single Binding Update. The Home Agent sets up forwarding for each of these prefixes to the Mobile Router's Care-of Address. In some scenarios the Home Agent already knows which prefixes belong to a Mobile Router. In these scenarios, the Mobile Router does not include any prefix information in the Binding Update. The Home Agent sets up forwarding for all prefixes owned by the Mobile Router, when it receives a Binding Update from the mobile router with the router flag (R) set.

The Home Agent acknowledges the Binding Update by sending a Binding Acknowledgement to the Mobile Router. A positive acknowledgement means that the Home Agent has set up forwarding for the mobile network. Once the binding process completes, a bi-directional tunnel is established between the Home Agent and the Mobile Router. The tunnel end points are Mobile Router's Care-of Address and the Home Agent's address. If a packet with a source address belonging to the Mobile Network Prefix is received from the mobile network, the Mobile Router reverse-tunnels the packet to the Home Agent through this tunnel. This reverse-tunneling is done by using IP-in-IP encapsulation [3]. The Home Agent decapsulates this packet and forwards it to the Correspondent Node. For traffic originated by itself, the Mobile Router can use either reverse tunneling or route optimization as specified in [1].

When a data packet is sent by a Correspondent Node to a node in the mobile network, it gets routed to the Home Agent which currently has the binding for the Mobile Router. It is expected that the Mobile Router's network prefix would be aggregated at the Home Agent, which advertises the resulting aggregation. Alternatively, the Home Agent may receive the data packets destined to the mobile network by advertising routes to the Mobile Network Prefix. The actual mechanism by which these routes are advertised is outside the scope of this document. When the Home Agent receives a data packet meant for a node in the mobile network, it tunnels the packet to Mobile Router's current Care-of address. The Mobile Router decapsulates the packet and forwards it onto the interface where the mobile network is connected. The Mobile Router before decapsulating the tunneled packet, has to check if the Source address on the outer IPv6 header is the Home Agent's address. It also has to make sure the destination address on the inner IPv6 header belongs to one of its Mobile Network Prefixes before forwarding the packet to the mobile network.

The mobile network could consist of nodes that do not support mobility and nodes that support mobility. A node in the mobile network can also be a fixed or a mobile router. The protocol



described here ensures complete transparency of network mobility to the nodes in the mobile network. Mobile Nodes that attach to the mobile network treat it as a normal IPv6 access network and run the Mobile IPv6 protocol.

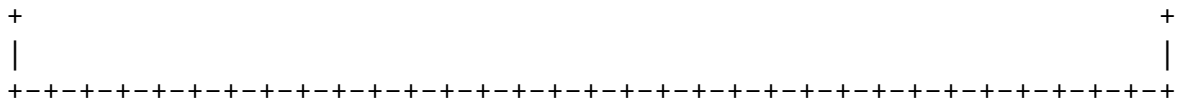
It is also possible for the Mobile Router and the Home Agent to run a routing protocol through the bi-directional tunnel. In that case, the Mobile Router need not include prefix information in the Binding Update. Instead the Home Agent uses the routing protocol updates to setup forwarding for the mobile network. When running the routing protocol it is required that the bi-directional tunnel be treated as a tunnel interface. The tunnel interface is included as the list of interfaces on which routing protocol is active. The Mobile Router should be configured not to run the routing protocol on its egress interface when it is away from the home link.

Finally, the Home Agent may be configured with static routes to the Mobile Network Prefix via the Mobile Router's Home Address. In that case, the routes are set independently of the binding flows and the returning Home of a Mobile Router. The benefit is that such movement does not induce any additional signalling in the form of routing updates in the Home Network. The drawback of that model is that the routes are present even if the related Mobile Routers that are not reachable (at Home or bound) at a given point of time.

## Mobility Options

The Mobile Router Flag is set to indicate that the Home Agent which processed the Binding Update supports Mobile Routers. It is set to 1 only if the corresponding Binding Update had the Mobile Router flag set to 1.





Type

TBA

Length

8 bit unsigned integer indicating the length in octets of the option excluding the type and length fields. Set to 18.

Reserved

This field is unused for now. The value MUST be initialized to zero by the sender, and MUST be ignored by the receiver.

Prefix Length

8 bit unsigned integer indicating the prefix length of the IPv6 prefix contained in the option.

Mobile Network Prefix

A 16 byte field contains the Mobile Network Prefix.

## 5. Mobile Router Operation

Mobile Router operation is derived largely from the combined behaviors of a Host, of a Router [6], and of a Mobile Node [1].

A Mobile Node can act in two different ways: (1) as a Mobile Host (in which case the Mobile IPv6 Home Agent doesn't maintain any prefix information related to the Mobile Host's Home Address, but does maintain a binding cache entry related to the Mobile Host's Home Address) and (2) as a Mobile Router (in which case, in addition to

maintaining the binding cache entry corresponding to the Mobile Router Home Address, the Mobile IPv6 Home Agent also maintains forwarding information related to prefixes assigned to the mobile network). The distinction between the the two modes is represented by the value of the Mobile Router flag (R).

A Mobile Router MUST implement all requirements for IPv6 Mobile Nodes, Section 8.5 in [1]. However if a Mobile Router is not expected to initiate sessions of its own and behaves purely as a router serving the mobile network most of the time, then the Route Optimization functionality MAY be implemented.

### [5.1.](#) Data Structures

Like a Mobile Host, a Mobile Router also maintains a Binding Update List, described in [Section 11.1](#) of Mobile IPv6 specification[1]. The Binding Update list is a conceptual data structure which records information that is sent in the Binding Updates. There is one entry per each destination that the Mobile Router is currently sending Binding Updates to.

This document introduces a new Prefix Information field in the Binding Update list structure. This field is used to store any prefix information that the Mobile Router includes in the Binding Update. If the Mobile Router sets the Mobile Router flag (R) in the Binding Update, but does not include any prefix information in it this field is set to null. The Mobile Router does not include prefix information in the Binding Update in the implicit mode or when it runs a dynamic routing protocol with its Home Agent.

Similar to a Mobile Host, a Mobile Router stores the information regarding status of flags of the Binding Update, in the corresponding Binding Update List entry. This document introduces a new mobile router flag (R) for this entry. The status of this flag is stored in the Binding Update list whenever a Binding Update is sent.

A Mobile Router also maintains a Home Agent list populated according to the same procedure as a Mobile Host.

### [5.2.](#) Sending Binding Updates

A Mobile Router sends Binding Updates to its Home Agent as described in [1]. It uses one of the following modes to instruct the Home Agent to determine the prefixes that belong to the Mobile Router. In all the modes, the Mobile Router sets the Mobile Router flag (R).

#### Implicit:

In this mode, the Mobile Router does not include either a Mobile Network Prefix Option or a Mobile Network Prefix Length Option in the Binding Update (but it does include the Home Address Option in the Destination Options header, as all Mobile Hosts do). The Home Agent can use any mechanism (not defined in this document) to determine the Mobile Network Prefix(es) owned by the Mobile Router and setup forwarding for the mobile network. One example would be manual configuration at the Home Agent mapping the Mobile Router's Home Address to the information required for setting up forwarding for the mobile network.

#### Explicit:

In this mode, the Mobile Router includes one or more Mobile Network Prefix Options in the Binding Update. These options contain information about the Mobile Network Prefix(es) configured on the mobile network.

A Mobile Router MUST implement at least one mode and MAY implement both modes. If the Mobile Router flag is set, Home Registration flag (H) MUST be set.

### [5.3.](#) Receiving Binding Acknowledgements

The Mobile Router receives Binding Acknowledgements from the Home Agent, corresponding to the Binding Updates it sent. If the Binding Acknowledgement status is set to '0' (Binding Update accepted) and the Mobile Router flag (R) is set to 1, the Mobile Router assumes that the Home Agent has successfully processed the Binding Update and has set up forwarding for the mobile network. The Mobile Router can then start using the bi-directional tunnel for reverse tunneling traffic from the mobile network. If the Mobile Router flag (R) is not set, then the Mobile Router concludes that its current Home Agent does not support Mobile Routers and performs Dynamic Home Agent Discovery again to discover Home Agents which support Mobile Routers. Additionally the Mobile Router MUST also de-register with the Home Agent which did not support Mobile Routers before attempting registration with another Home Agent.

#### 5.4. Error Processing

If the Binding Acknowledgement status is set to a value between 128 and 140, the Mobile Router takes necessary actions as described in the Mobile IPv6 specification [1].

If the Mobile Router sent a Binding Update to the Home Agent in implicit mode (i.e. the prefix field in the Binding Update list entry is null) then the Mobile Router interprets only the error status '140' (Mobile Router Operation not permitted) and '143' (Forwarding Setup failed). For this Binding Update, the Mobile Router MUST discard Binding Acknowledgements with codes '141' and '142'.

For the same Binding Update, if the status is '140', then the Mobile Router should send a similar Binding Update (implicit mode) to another Home Agent on the same home link. If no Home Agent replies positively then the Mobile Router MUST refrain from sending any Binding Update with the Mobile Router flag set to any Home Agent on the home link, and log the information.

For the same Binding Update, if the status is '143', then the Mobile Router should send a similar Binding Update (implicit mode) to another Home Agent on the same home link. If no Home Agent replies positively then Mobile Router SHOULD refrain from sending this Binding Update to any Home Agent on the home link, and MAY send Binding Updates in another mode (e.g. explicitly include a prefix) to a Home Agent on the same home link.

If the Mobile Router sent a Binding Update to Home Agent in explicit mode then the Mobile Router interprets only the error status '141' (Invalid Prefix) and '142' (Not Authorized for Prefix). For this Binding Update, the Mobile Router MUST discard Binding Acknowledgements with codes '140' and '143'.

For the same Binding Update, if the status is set to '141', then the Mobile Router should send a similar Binding Update to another Home Agent on the same home link. If no Home Agent replies positively then Mobile Router SHOULD refrain from sending this Binding Updates to any Home Agent on the home link. At this point, Mobile Router MAY try to obtain and own a prefix by the same means that it initially got assigned the current Mobile Network Prefix. Alternatively, Mobile Router MAY send Binding Updates in another mode (e.g. implicit mode) to a Home Agent on the same home link.

For the same Binding Update, if the status is set to '142', then the



Mobile Router should send a similar Binding Update to another Home Agent on the same home link. If no Home Agent replies positively then Mobile Router SHOULD refrain from sending this Binding Updates

to any Home Agent on the home link. Additionally, the Home Agent MUST stop advertising the respective prefix(es) in the mobile network with associated Router Advertisements, and modify its own forwarding information accordingly. Following this, the Mobile Router MAY send Binding Updates in another mode (e.g. implicit) to a Home Agent on the same home link.

If at the end of this Error Processing procedure the Mobile Router has tried every available modes of sending Binding Updates and still has not received a positive Binding Acknowledgement (status value between 0 and 127) for this Home Address from any Home Agent on its home link, then the Mobile Router MUST stop sending Binding Updates with the Mobile Router flag set for this Home Address and log the information.

In all the above cases, the Mobile Router MUST conclude that the Home Agent did not create a binding cache entry for the Mobile Router's Home Address.

#### [5.5](#). Establishment of Bi-directional Tunnel

When a successful Binding Acknowledgement is received, the Mobile Router sets up its endpoint of the bi-directional tunnel.

The bi-directional tunnel between Mobile Router and Home Agent allows packets to flow in both directions between these entities, while the Mobile Router is connected to a Visited Link. The bi-directional tunnel involves two virtual links [3]: one virtual link has the address of the tunnel entry point as the Care-of Address of the Mobile Router and the tunnel exit point as the address of the Home Agent; the other virtual link has as tunnel entry point the Home Agent address and as tunnel exit point the Care-of Address of the Mobile Router. Both addresses are unicast addresses. All IPv6 traffic to and from the mobile network is sent through this bi-directional tunnel.

A Mobile Router MAY limit the number of mobile routers that attach to

its mobile network (the number of levels in the nested aggregation) by means of setting the Tunnel Encapsulation Limit field of the Tunnel Encapsulation option.

A Mobile Router uses the Tunnel Hop Limit that is normally assigned to routers (not to hosts). Please refer to [3] for more details.

#### 5.6. Neighbor Discovery for Mobile Router

When the Mobile Router is at home, it MAY be configured to send Router Advertisements and reply to Router Solicitations on the interface attached to the home link. The value of the Router Lifetime field MUST be set to zero to prevent other nodes from configuring the Mobile Router as the default router.

A Mobile Router SHOULD NOT send unsolicited Router Advertisements and SHOULD NOT reply to Router Solicitations on any egress interface when that interface is attached to a visited link. However, the Mobile Router SHOULD reply with Neighbor Advertisements to Neighbor Solicitations received on the egress interface, for topologically correct addresses.

A router typically ignores router advertisements sent by other routers on a link. However, a Mobile Router MUST NOT ignore Router Advertisements received on the egress interface. The received Router Advertisements MAY be used for address configuration, default router selection or movement detection.

#### 5.7. Multicast Groups for Mobile Router

When at home, the Mobile Router joins the multicast group All Routers Address with scopes '1' interface-local (on the home-advertising interface) and '2' link-local on any of its egress interfaces. When in a visited network, the Mobile Router MUST NOT join the above multicast groups on the corresponding interface.

### [5.8](#). Returning Home

When the Mobile Router realizes it has returned to its home link through movement detection mechanisms, it MUST de-register with its Home Agent. The Mobile Router MUST implement and follow the returning home procedures defined for a mobile node in [\[1\]](#). In addition, the Mobile Router MAY start behaving as a router on its egress interface. In particular,

- The Mobile Router MAY send router advertisements on its egress interfaces. But the router lifetime SHOULD be set to 0, so that hosts on the home link do not pick the Mobile Router as the default router.
- The Mobile Router MAY join the All Routers multicast group on the home link.

- The Mobile Router MAY send routing protocol messages on its egress interface if it is configured to run a dynamic routing protocol.

## [6.](#) Home Agent Operation

In order for a Mobile Router to operate correctly, the Home Agent MUST satisfy all the requirements listed in Section 8.4 of [\[1\]](#). The Home Agent MUST implement both modes described in [Section 5.2](#) of this document.

### [6.1.](#) Data Structures

#### [6.1.1.](#) Binding Cache

The Home Agent maintains Binding Cache Entries for each Mobile Router that is currently registered with the Home Agent. The Binding Cache

is a conceptual data structure described in detail in [\[1\]](#).

The Home Agent might need to store the Mobile Network Prefixes associated with a Mobile Router in the corresponding Binding Cache Entry. This is required if the Binding Update (that created the Binding Cache Entry) contained explicit prefix information. This information can be used later to cleanup routes installed in explicit mode, when the Binding Cache Entry is removed, and to maintain the routing table, for instance should the routes be manually removed.

The Home Agent also stores the status of the Mobile Router Flag (R) in the Binding Cache entry.

#### [6.1.2](#). Prefix Table

The Home Agent SHOULD be able to prevent a Mobile Router from claiming Mobile Network Prefixes that belong to another Mobile Router. The Home Agent can prevent such attacks if it maintains a Prefix Table and verifies the Prefix Information provided by the Mobile Router against the entries in the Prefix Table. The Prefix Table SHOULD be used by the Home Agent when it processes a Binding Update in explicit mode. It is not required when a dynamic routing protocol is run between the Mobile Router and the Home Agent.

Each entry in the Prefix Table conceptually contains the following fields:

- The Home Address of the Mobile Router. This field is used as the key for searching the pre-configured prefix table.
- The Mobile Network Prefix of the Mobile Router associated with the Home Address.

#### [6.2](#). Mobile Network Prefix Registration

The Home Agent processes the Binding Update as described in [Section 10.3.1](#) of the Mobile IPv6 specification [\[1\]](#). This section describes the processing of the Binding Update if the Mobile Router (R) flag is set. The Home Agent performs the following check in addition.

- The Home Registration (H) flag MUST be set. If not, the Home Agent MUST reject the Binding Update and send a Binding Acknowledgement with status set to 140. Note: The basic support does not allow sending Binding Update for a Mobile Network Prefix to correspondent nodes (for route optimization).
- Mobile IPv6 specification [1] requires that the Home Address in the Binding Update should be configured from a prefix advertised on the home link. Otherwise the Binding Update is rejected with status value 132 [1]. This specification relaxes this requirement so that the Home Agent rejects the Binding Update only if Home Address does not belong to the prefix that the Home Agent is configured to serve.

If the Home Agent does not reject the Binding Update as described above, then it retrieves the Mobile Network Prefix information as described below.

- If a Mobile Network Prefix Option is present in the Binding Update, the prefix information for the Mobile Network Prefix is retrieved from the Mobile Network Prefix field and the Prefix Length field of the option. If the Binding Update contains more than one option, the Home Agent MUST set up forwarding for all of the Mobile Network Prefixes. If the Home Agent fails to setup forwarding to all the prefixes listed in the Binding Update, then it MUST NOT forward traffic to any of the prefixes, reject the Binding Update and send a Binding Acknowledgement with status set to 141 (Invalid Prefix).

If the Home Agent verifies the prefix information with the Prefix Table and the check fails, the Home Agent MUST discard the Binding Update and send a Binding Acknowledgement with status set to 142 (Not Authorized for Prefix).

- If there are is no option in the Binding Update carying prefix information, the Home Agent uses manual pre-configured information to determine the prefixes assigned to the Mobile Router and for setting up forwarding for the mobile network. If there is no information that the Home Agent can use, it MUST reject the Binding Update and send a Binding Acknowledgement with status set to 143 (Forwarding Setup failed).

If the Lifetime specified in the Binding Update is zero or the specified Care-of address matches the Home Address in the Binding Update, then this is a request to delete the cached binding for the home address and specified Mobile Network Prefixes. The Binding Update is processed according to the procedure described in [Section 6.7](#).

If all checks are passed, the Home Agent creates a binding cache entry for Mobile Router's Home Address, or updates the binding cache entry if it already exists. Otherwise, the Home Agent MUST NOT register the binding of the Mobile Router's Home Address.

The Home Agent defends the Mobile Router's Home Address through Proxy Neighbor Discovery by multicasting onto the home link a Neighbor Advertisement message on behalf of the mobile router. All fields in the Proxy Neighbor Advertisement message should be set in the same way they would be set by the Mobile Router itself if sending this Neighbor Advertisement while at home, as described in [7], with the exception that the Router (R) bit in the Advertisement MUST be set if the Mobile Router (R) flag has been set in the Binding Update.

The Home Agent also creates a bi-directional tunnel to the mobile router for the requested Mobile Network Prefix, or update an existing bi-directional tunnel as described in [Section 6.4](#).

### [6.3](#). Advertising Mobile Network Reachability

In order to be able to receive packets meant for the mobile network, the Home Agent advertises reachability to the mobile network. If the Home Link is configured with a prefix that is an aggregation and if the Mobile Network Prefix is aggregated under that prefix, then the routing updates advertising reachability to the mobile network are sent only on the Home Link. If the Home Agent is the only default router on the Home Link, routes to the Mobile Network Prefix get aggregated naturally under the Home Agent and the Home Agent does not have to do anything special.

If the Home Agent receives routing updates through a dynamic routing protocol from the Mobile Router, those routes are propagated by the routing protocol running on the Home Agent on the relevant interfaces.

### [6.4](#). Establishment of Bi-directional Tunnel

The implementation of the bi-directional tunnels and the mechanism of attaching them to the IP stack are outside the scope of this

specification. However, all implementations MUST be capable of the following operations.

- The Home Agent can tunnel packets meant for the mobile network prefix to the Mobile Router's current location, the Care-of Address of the Mobile Router.
- The Home Agent can accept packets tunneled by the Mobile Router with source address of the outer IPv6 header set to the Care-of Address of the Mobile Router.

#### [6.5.](#) Forwarding Packets

When the Home Agent receives a data packet destined for the mobile network, it MUST forward the packet to the Mobile Router through the bi-directional tunnel. The Home Agent either uses only the routing table, only the Binding Cache or a combination of routing table and Binding Cache to route packets to the mobile network. This is implementation specific. Two examples are shown below.

1. The Home Agent maintains a route to the Mobile Network Prefix with the next hop set to the Mobile Router's Home Address. When the Home Agent tries to forward the packet to the next hop, it finds a binding cache entry for the home address. Then the Home Agent extracts the Mobile Router's Care-of address and tunnels the packet to the Care-of address.
2. The Home Agent maintains a route to the Mobile Network Prefix with the outgoing interface set to the bi-directional tunnel interface between the Home Agent and the Mobile Router. For this purpose, the Home Agent MUST treat this tunnel as a tunnel interface. When the packets are forwarded through the tunnel interface, they get encapsulated automatically with the source address and destination address in the outer IPv6 header set to the Home Agent's address and the Mobile Router's Care-of address, respectively.

#### [6.6.](#) Sending Binding Acknowledgements



A Home Agent serving a Mobile Router sends Binding Acknowledgements according to the same rules it uses for sending Binding Acknowledgements to Mobile Hosts [\[1\]](#), with the following enhancements.

The Home Agent sets the status code in the Binding Acknowledgement to '0' (Binding Update accepted) in order to indicate to the Mobile Router that it successfully processed the Binding Update. It also

sets the Mobile Router flag (R) to indicate to the Mobile Router that it has setup forwarding for the mobile network.

If the Home Agent is configured not to support mobile routers, it sets the status code in the Binding Acknowledgement to '140' (Mobile Router Operation not permitted).

If one or more prefixes received in the Binding Update are invalid and the Home Agent cannot setup forwarding for the prefixes, the Home Agent sets the status code in the Binding Acknowledgement to '141' (Invalid Prefix) in order to indicate this to the Mobile Router.

If the Mobile Router is not authorized to use this Home Address to forward packets for one or more prefixes that are present in the Binding Update, the Home Agent sets the status code in the Binding Acknowledgement to '142' (Not Authorized for Prefix) in order to indicate this.

The Home Agent sets the status code to 143 (Forwarding Setup failed) if it is unable to determine the information needed to setup forwarding for the mobile network. This is used in the Implicit mode where the Mobile Router does not include any prefix information in the Binding Update.

#### [6.7](#). Mobile Network Prefix De-Registration

The Mobile Router de-registers with the Home Agent by sending a Binding Update with the lifetime set to zero. When the Home Agent successfully processes the de-registration BU, it deletes the Binding Cache Entry for the Mobile Router's Home Address and stops proxying the Home Address. This is described in detail in the Mobile IPv6 specification [\[1\]](#).



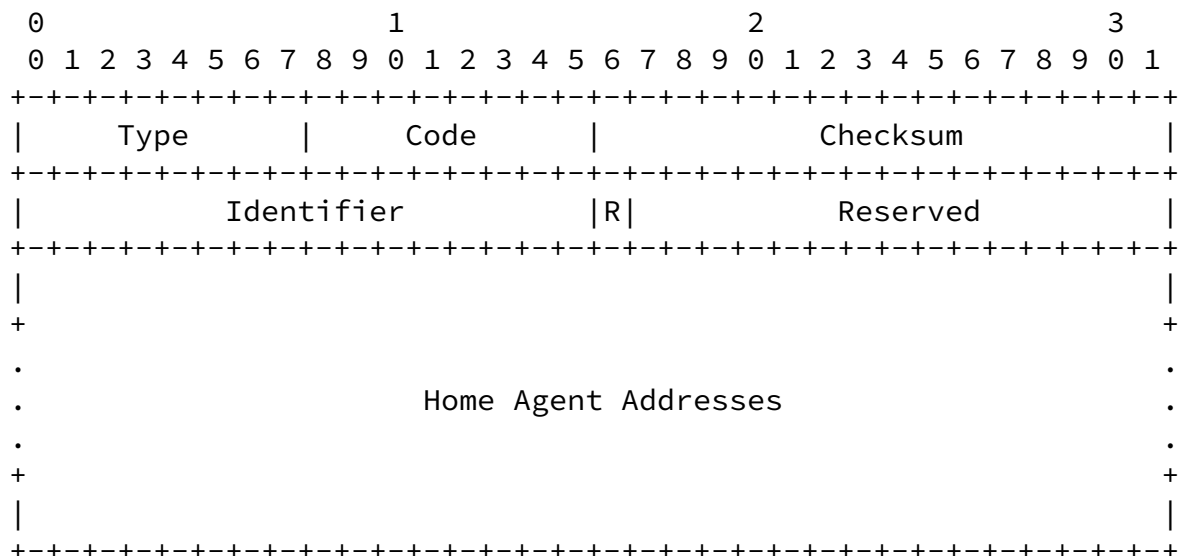
wants to discover Home Agents that support Mobile Routers.

For a description of the other fields in the message, see [1].

## 7.2. Modified Dynamic Home Agent Discovery Reply

A new flag (R) (Support for Mobile Routers) is introduced in the Dynamic Home Agent Discovery Reply message defined in [1]. If a Home Agent receives a Dynamic Home Agent Discovery request message with the Mobile Router Support flag set, it MUST reply with a list of Home Agents that support Mobile Routers. The Mobile Router Support flag MUST be set if there is atleast one Home Agent that supports Mobile Routers. If none of the Home Agents support Mobile Routers, the Home Agent MAY reply with a list of Home Agents that support just Mobile IPv6 Mobile Nodes. In this case, the Mobile Router Support flag MUST be set to 0.

The modified message format is as follows.



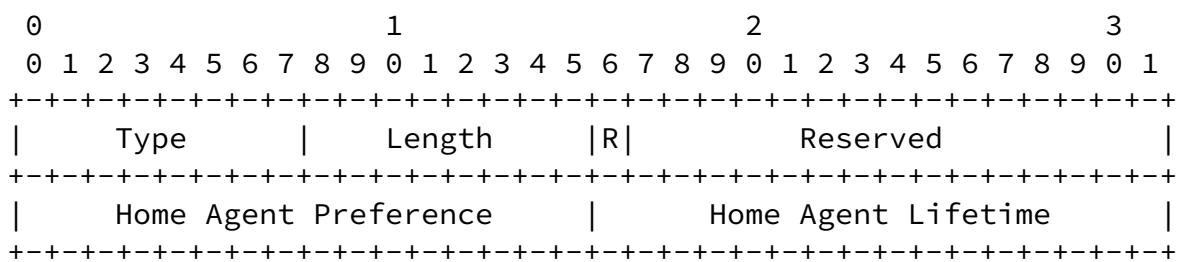
## Mobile Router Support Flag (R)

A 1 bit flag which when set indicates that the Home Agents listed in this message support Mobile Routers.

For a description of the other fields in the message, see [1].

### 7.3. Modified Home Agent Information Option

A new flag (R) (Support for Mobile Routers) is introduced in the Home Agent Information Option defined in [1]. If a Home Agent supports Mobile Routers, it SHOULD set the flag.



## Mobile Router Support Flag (R)

A 1 bit flag which when set indicates that the Home Agent supports Mobile Routers.

For a description of the other fields in the message, see [\[1\]](#).

## 8. Support for Dynamic Routing Protocols

In the solution described so far, forwarding to the mobile network at the Home Agent is set up when the Home Agent receives a Binding Update from the Mobile Router. An alternative to this is for the Home Agent and the Mobile Router to run an intra-domain routing protocol like RIPng [11] and OSPF [12] through the bi-directional tunnel. The Mobile Router can continue running the same routing protocol that it was running when it was attached to the home link.

This feature is very useful when the mobile network is large with multiple subnets containing different IPv6 prefixes. Routing changes in the mobile network are propagated to the Home Agent quickly. Routing changes in the home link are also propagated to the Mobile Router very quickly.

When the Mobile Router is attached to the home link, it runs a routing protocol by sending routing updates through its egress interface. When the mobile router moves and attaches to a visited network, it **MUST** stop sending routing updates on the interface with which it attaches to the visited link. This is very important so that IPv6 prefixes specific to the mobile network do not leak into the visited network. The Mobile Router then starts sending routing protocol messages through the bi-directional tunnel towards the Home Agent. Most routing protocols use link local addresses as source addresses for the routing information messages. The Mobile Router is allowed to use link local addresses for the inner IPv6 header of an encapsulated packet. But these messages after decapsulation **MUST NOT** be forwarded to another link by either the Mobile Router or the Home Agent.

When the Home Agent receives the encapsulated routing protocol message, it processes the inner packets and updates its routing table accordingly. The next hop information in these routing entries is filled with the Mobile Router's link local address with the outgoing interface set to the bi-directional tunnel.

Similary, the Home Agent also sends routing updates through the bi-directional tunnel to the Mobile Router. The Mobile Router processes these routing protocol messages and updates its routing table. For all routes advertised by the Home Agent, the Mobile Router sets the outgoing interface to the bi-directional tunnel to the Home Agent.

When the Mobile Router and the Home Agent exchange routes through a dynamic routing protocol, the Mobile Router should be careful in including the same Mobile Network Prefixes in the Binding Update to the Home Agent and in the routing protocol updates. The Home Agent depending on its configuration might not add routes based on the

the routing protocol updates. Moreover, including the same prefix information in both the Binding Update and the routing protocol update is redundant.

Since the routing protocol messages from the Home Agent to the Mobile Router could potentially contain information about the internal routing structure of the home network, these messages require authentications and confidentiality protection. Confidentially protection using IPsec ESP [\[4\]](#) MUST be supported and SHOULD be used. For protecting routing protocol messages using ESP, the bi-directional tunnel between the Mobile Router and the Home Agent should be treated as the outgoing interface, with link local addresses as source and destination addresses for the messages. IPsec ESP with a non-null encryption algorithm should be used in transport mode for protecting the routing protocol messages. Examples of SPD entries for protecting OSPFv3 messages are described in [\[13\]](#).

## 9. Security Considerations

All signaling messages between the Mobile Router and the Home Agent MUST be authenticated by IPsec [5]. The use of IPsec to protect Mobile IPv6 signaling messages is described in detail in the HA-MN IPsec specification [2]. The signaling messages described in this document just extend Mobile IPv6 messages and do not require any changes to what is described in the HA-MN IPsec specification.

The Mobile Router has to perform ingress filtering on packets received from the mobile network to ensure that nodes in the Mobile Network do not use the bi-directional tunnel to launch IP spoofing attacks. In particular the Mobile Router SHOULD check that the IP source address in the packets received from the nodes in the Mobile Network belongs to the Mobile Network Prefix and is not the same as one of the addresses used by the Mobile Router. In case the Mobile Router receives a IP-in-IP tunneled packet from a node in the Mobile Network and the Mobile Router has to forward the decapsulated packet, it SHOULD perform the above mentioned checks on the source address of the inner packet.

The Home Agent has to verify that packets received through the bi-directional tunnel belong to the mobile network. This check is necessary in order to prevent nodes from using the Home Agent to launch attacks that would have otherwise been prevented by ingress filtering. The source address of the outer IPv6 header MUST be set to the Mobile Router's current Care-of address. The source address of the inner IPv6 header MUST be a topologically correct address with respect to the IPv6 prefixes used in the mobile network.

When the Mobile Router is running a dynamic routing protocol as described in [Section 8](#), it injects routing update messages into the Home Link. The Home Agent MUST verify that the Mobile Router is allowed to send routing updates before processing the messages and propagating the routing information.

Please refer to the Mobile IPv6 specification [1] for security considerations when the Mobile Router operates as a Mobile Host.

## [10](#). IANA Considerations

This document defines a new Mobility Header Option, the Mobile Network Prefix Option. This option is described in [Section 4.3](#). The type value for this option needs to be assigned from the same space used by the mobility options defined in [\[1\]](#).

This document also defines the following new Binding Acknowledgement status values. These status values are defined in [Section 4.2](#) and need to be assigned from the same space used for Binding Acknowledgement status values in [\[1\]](#).

- Mobile Router Operation not permitted
- Invalid Prefix
- Not Authorized for Prefix
- Forwarding Setup failed

## [11](#). Contributors

We would like to acknowledge Ludovic Bellier, Claude Castelluccia, Thierry Ernst, Miguel Catalina-Gallego, Christophe Janneteau, T.J. Kniveton, Hong-Yon Lach, Jari T. Malinen, Koshiro Mitsuya, Alexis Olivereau, Charles E. Perkins and Keisuke Uehara, for their work on earlier proposals for Network Mobility. This document inherits a lot of ideas from these proposals.

## [12](#). Acknowledgements

We thank all members of the NEMO Working Group, and of the preceding MONET BoF for fruitful discussions on the mailing list and at IETF



meetings.

Kent Leung, Marco Molteni and Patrick Wetterwald for their work on Network Mobility for IPv4 and IPv6.

Tim Leinmueller for many insightful remarks and for [Section 7](#).

Jari Arkko, James Kempf and Chan-Wah Ng for their thorough review and comments.

## References

- [1] D. Johnson, C. Perkins and J. Arkko. Mobility Support in IPv6. Internet Draft, IETF. [draft-ietf-mobileip-ipv6-24.txt](#) (work in progress). June 2003.
- [2] J. Arkko, V. Devarapalli and F. Dupont. Using IPsec to Protect Mobile IPv6 Signaling between Mobile Nodes and Home Agents. Internet Draft, IETF. [draft-ietf-mobileip-mipv6-ha-ipsec-06.txt](#) (work in progress). June 2003.
- [3] A. Conta and S. Deering. Generic Packet Tunneling in IPv6 Specification. [RFC 2473](#), IETF. December 1998.
- [4] S. Kent and R. Atkinson. IP Encapsulating Security Payload (ESP). [RFC 2402](#), IETF. November 1998.
- [5] S. Kent and R. Atkinson. Security Architecture for the Internet Protocol. [RFC 2401](#), IETF. November 1998.
- [6] S. Deering and R. Hinden. Internet Protocol, Version 6 (IPv6) Specification. [RFC 2460](#), IETF. December 1998.
- [7] T. Narten, E. Nordmark and W. Simpson. Neighbour Discovery for IP Version 6 (IPv6). [RFC 2461](#), IETF. December 1998.

## References

- [8] J. Manner and M. Kojo. Mobility Related Terminology. Internet Draft, IETF. [draft-ietf-seamoby-mobility-terminology-05.txt](#) (work in progress). November 2003.
- [9] T. Ernst and H.-Y. Lach. Network Mobility Support Terminology. Internet Draft, IETF. [draft-ietf-nemo-terminology-00.txt](#) (work in progress). May 2003.
- [10] T. Ernst. Network Mobility Support Goals and Requirements. Internet Draft, IETF. [draft-ietf-nemo-requirements-01.txt](#) (work in progress). May 2003.
- [11] G. Malkin and R. Minnear. RIPng for IPv6. [RFC 2080](#), IETF. January 1997.
- [12] R. Coltun, D. Ferguson and J. Moy. OSPF for IPv6. [RFC 2470](#), IETF. December 1999.

- [13] M. Gupta and N. Melam. Authentication/Confidentiality for OSPFv3. Internet Draft, IETF. [draft-ietf-ospf-ospfv3-auth-04.txt](#) (work in progress). December 2003.
- [14] T. Ernst. Network Mobility Support in IPv6. PhD Thesis, University Joseph Fourier, Grenoble, France. October 2001.
- [15] T. Ernst, K. Mitsuya and K. Uehara. Network Mobility from the InternetCAR perspective. Journal of Interconnection Networks (JOIN), Vol. 4, No. 3. September 2003.

#### [A.](#) Examples of NEMO Basic Support Operation

This section tries to illustrate the NEMO protocol using a Mobile Router and a Mobile Node belonging to different administrative domains. The Mobile Router's mobile network consists of a Local Fixed Node (LFN) and a Local Fixed Router (LFR) [\[9\]](#). The LFR has an access link to which other Mobile Nodes or Mobile Routers could attach to.

Figure 1 depicts the scenario where both the Mobile Router and the Mobile Node are at home.

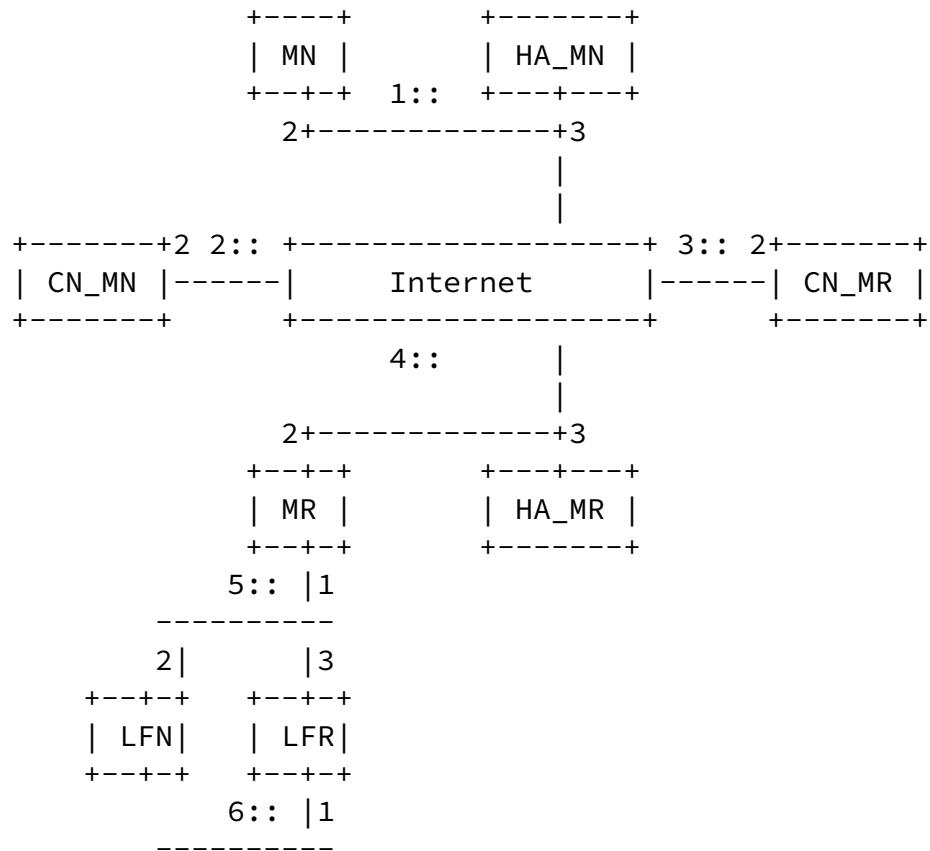


Figure 1: Mobile Router and Mobile Node at home.

The Mobile Router then moves away from the home link and attaches to a visited link. This is shown in Figure 2. The Mobile Router sends a Binding Update to HA\_MR when it attaches to a visited link and

configures a Care-of Address. HA\_MR creates a binding cache entry for the Mobile Router's Home Address and also sets up forwarding for the prefixes on the mobile network.

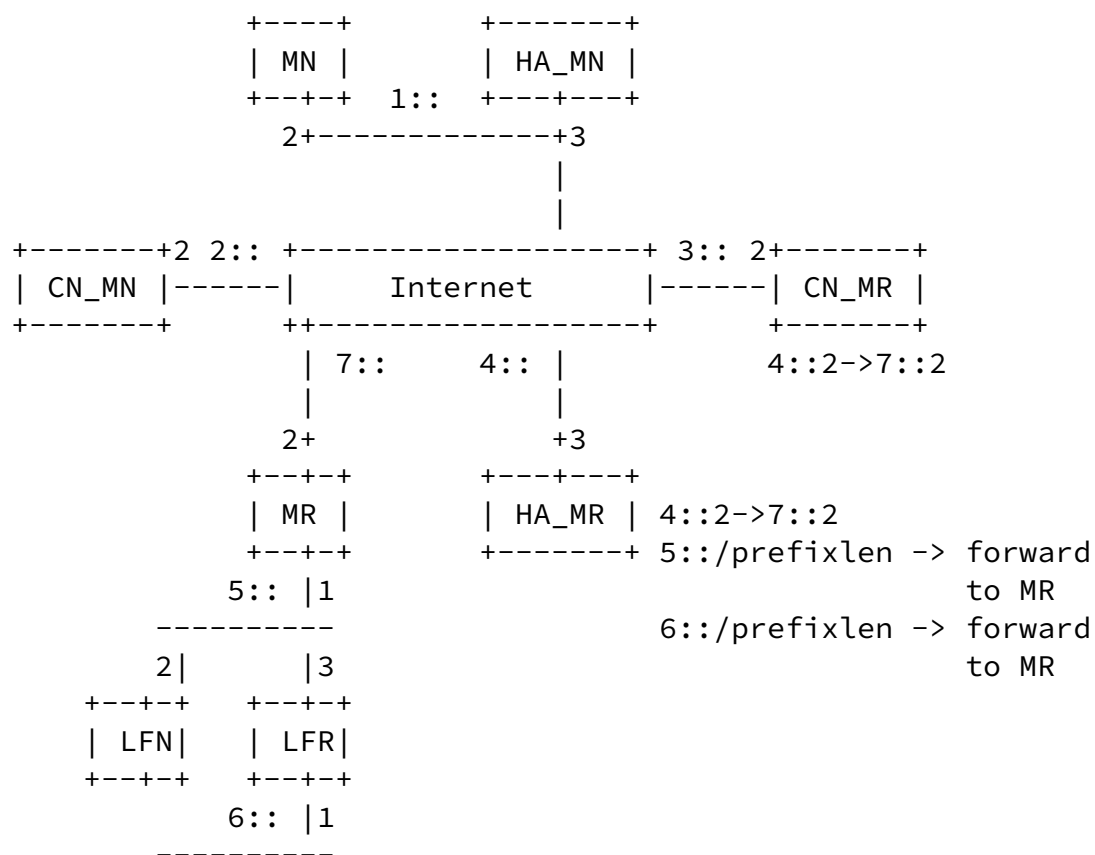


Figure 2: Mobile Router on a Visited Link.

Figure 3 shows the Mobile Node moving away from its home link and attaching to the Mobile Router. The Mobile Node configures a Care-of Address from the prefix advertised on the mobile network and sends a Binding Update to its Home Agent (HA\_MN) and its Correspondent Node (CN\_MN). Both HA\_MN and CN\_MN create binding cache entries for the Mobile Node's Home Address.

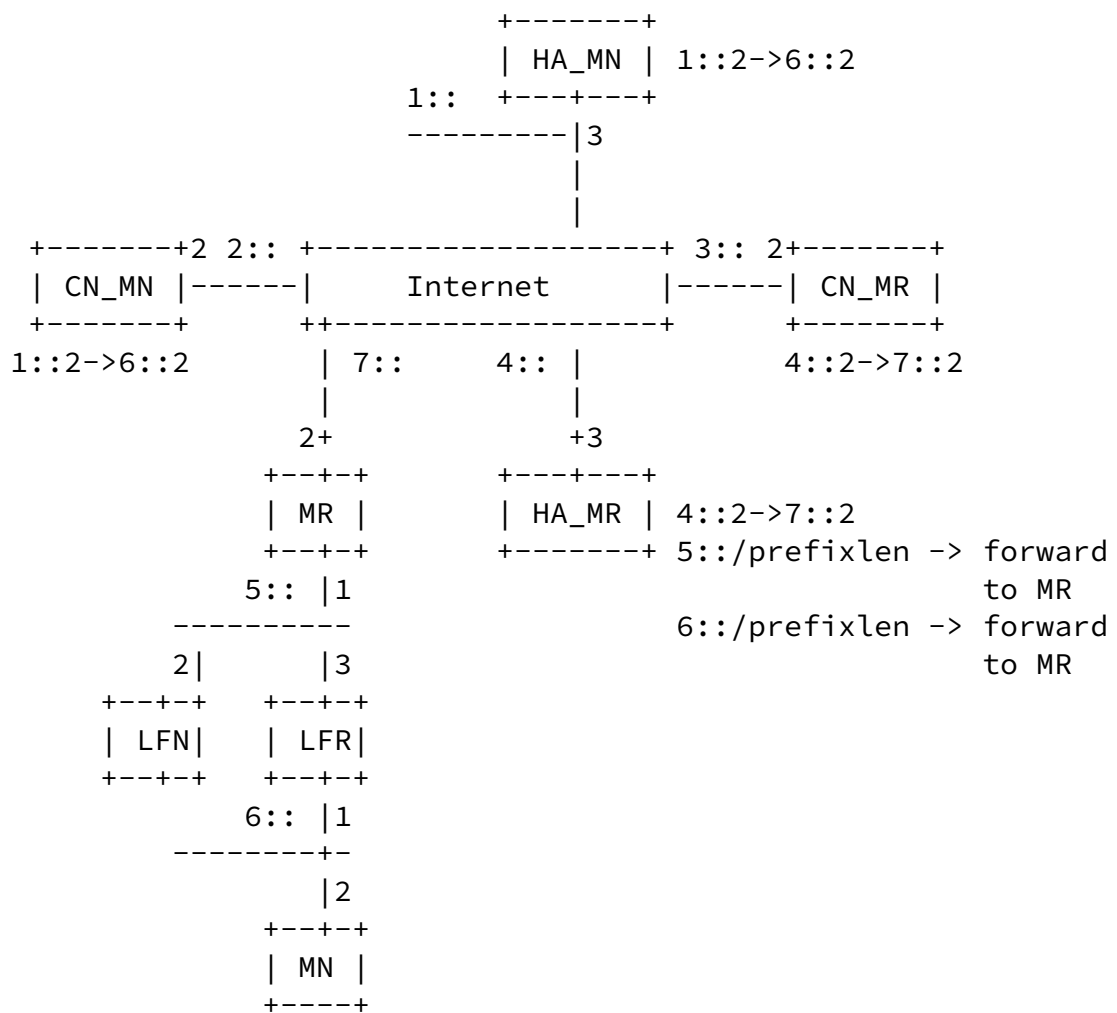


Figure 3: Mobile Node attached to Mobile Router on a Visited Link

## B. Changes from Previous Version

The following changes have been made to this document from version 01

- Dynamic Home Agent Discovery was modified to return only Home Agents that support Mobile Routers. A new section was added to the specification. (Issue 16).
- A new flag (R) was introduced in the Binding Acknowledgement for the Home Agent to indicate to the Mobile Router that it processed the Mobile Router flag (R) in the corresponding Binding Update. (Issue 16).
- Relaxed a Mobile IPv6 requirement which said the Home Agent MUST drop a Binding Update if the home address is not configured from the home prefix. NEMO Home Agent drops the Binding Update only if the Home Address does not belong to the prefix that the Home Agent is currently configured to serve. (Issue 19)
- Explicit Prefix Length mode is removed. (Issue 20).
- Text related to Mobile Router performing ingress filtering was added to the Security Considerations section to prevent some threats due to tunneling. (Issue 23).
- Added a new section on Mobile Router returning home. (Issue 25).
- Clarified that the Prefix Table is not required when a dynamic routing protocol is being run between the Mobile Router and the Home Agent. (Issue 26).
- Clarified the use of Prefix Table. (Issue 25).
- Clarified Mobile Router sending router advertisements on its egress interface when at home. (Issue 21 and 26).
- Clarified implementation requirements with respect to the Mobile IPv6 specification. (Issue 27).

- Modified/added network mobility terms so that the NEMO terminology document becomes an informative reference. (Issue 28).
- Provided more information for creating SPD entries for protecting routing protocol messages. (Issue 29).

Devarapalli, et al.

[Page 34]

---

Internet Draft

NEMO Basic Support

December 2003

#### Authors Addresses

Vijay Devarapalli  
Nokia Research Center  
313 Fairchild Drive  
Mountain View, CA 94043  
USA  
Email: vijay.devarapalli@nokia.com

Ryuji Wakikawa  
Keio University and WIDE  
5322 Endo Fujisawa Kanagawa  
252-8520 Japan  
Email: ryuji@sfc.wide.ad.jp

Alexandru Petrescu  
Motorola Labs  
Parc les Algorithmes Saint Aubin  
Gif-sur-Yvette 91193  
France  
Email: Alexandru.Petrescu@motorola.com

Pascal Thubert  
Cisco Systems Technology Center  
Village d'Entreprises Green Side  
400, Avenue Roumanille  
Biot - Sophia Antipolis 06410  
France  
Email: pthubert@cisco.com



#### Intellectual Property Statement

The IETF has been notified of intellectual property rights claimed in regard to some or all of the specification contained in this document. For more information consult the online list of claimed rights.

The IETF takes no position regarding the validity or scope of any intellectual property or other rights that might be claimed to pertain to the implementation or use of the technology described in this document or the extent to which any license under such rights might or might not be available; neither does it represent that it has made any effort to identify any such rights. Information on the IETF's procedures with respect to rights in standards-track and standards-related documentation can be found in [BCP-11](#). Copies of claims of rights made available for publication and any assurances of licenses to be made available, or the result of an attempt made to obtain a general license or permission for the use of such proprietary rights by implementers or users of this specification can be obtained from the IETF Secretariat.

The IETF invites any interested party to bring to its attention any copyrights, patents or patent applications, or other proprietary

rights which may cover technology that may be required to practice this standard. Please address the information to the IETF Executive Director.

#### Full Copyright Statement

Copyright (C) The Internet Society (2003). All Rights Reserved.

This document and translations of it may be copied and furnished to others, and derivative works that comment on or otherwise explain it or assist in its implementation may be prepared, copied, published and distributed, in whole or in part, without restriction of any kind, provided that the above copyright notice and this paragraph are included on all such copies and derivative works. However, this document itself may not be modified in any way, such as by removing the copyright notice or references to the Internet Society or other Internet organizations, except as needed for the purpose of developing Internet standards in which case the procedures for copyrights defined in the Internet Standards process must be followed, or as required to translate it into languages other than English.

The limited permissions granted above are perpetual and will not be revoked by the Internet Society or its successors or assignees.

Devarapalli, et al.

[Page 36]

---

Internet Draft

NEMO Basic Support

December 2003

This document and the information contained herein is provided on an "AS IS" basis and THE INTERNET SOCIETY AND THE INTERNET ENGINEERING TASK FORCE DISCLAIMS ALL WARRANTIES, EXPRESS OR IMPLIED, INCLUDING BUT NOT LIMITED TO ANY WARRANTY THAT THE USE OF THE INFORMATION HEREIN WILL NOT INFRINGE ANY RIGHTS OR ANY IMPLIED WARRANTIES OF MERCHANTABILITY OR FITNESS FOR A PARTICULAR PURPOSE.

#### Acknowledgement

Funding for the RFC Editor function is currently provided by the Internet Society.

