

NTP Working Group  
Internet-Draft  
Intended status: Standards Track  
Expires: August 16, 2020

D. Franke  
Akamai  
D. Sibold  
K. Teichel  
PTB  
M. Dansarie  
  
R. Sundblad  
Netnod  
February 13, 2020

Network Time Security for the Network Time Protocol  
draft-ietf-ntp-using-nts-for-ntp-22

## Abstract

This memo specifies Network Time Security (NTS), a mechanism for using Transport Layer Security (TLS) and Authenticated Encryption with Associated Data (AEAD) to provide cryptographic security for the client-server mode of the Network Time Protocol (NTP).

NTS is structured as a suite of two loosely coupled sub-protocols. The first (NTS-KE) handles initial authentication and key establishment over TLS. The second handles encryption and authentication during NTP time synchronization via extension fields in the NTP packets, and holds all required state only on the client via opaque cookies.

## Status of This Memo

This Internet-Draft is submitted in full conformance with the provisions of [BCP 78](#) and [BCP 79](#).

Internet-Drafts are working documents of the Internet Engineering Task Force (IETF). Note that other groups may also distribute working documents as Internet-Drafts. The list of current Internet-Drafts is at <https://datatracker.ietf.org/drafts/current/>.

Internet-Drafts are draft documents valid for a maximum of six months and may be updated, replaced, or obsoleted by other documents at any time. It is inappropriate to use Internet-Drafts as reference material or to cite them other than as "work in progress."

This Internet-Draft will expire on August 16, 2020.

Internet-Draft

NTS4NTP

February 2020

Copyright Notice

Copyright (c) 2020 IETF Trust and the persons identified as the document authors. All rights reserved.

This document is subject to [BCP 78](https://trustee.ietf.org/bcp78) and the IETF Trust's Legal Provisions Relating to IETF Documents (<https://trustee.ietf.org/license-info>) in effect on the date of publication of this document. Please review these documents carefully, as they describe your rights and restrictions with respect to this document. Code Components extracted from this document must include Simplified BSD License text as described in Section 4.e of the Trust Legal Provisions and are provided without warranty as described in the Simplified BSD License.

Table of Contents

- [1. Introduction . . . . .](#) [4](#)
- [1.1. Objectives . . . . .](#) [4](#)
- [1.2. Protocol Overview . . . . .](#) [5](#)
- [2. Requirements Language . . . . .](#) [7](#)
- [3. TLS profile for Network Time Security . . . . .](#) [7](#)
- [4. The NTS Key Establishment Protocol . . . . .](#) [8](#)
- [4.1. NTS-KE Record Types . . . . .](#) [10](#)
- [4.1.1. End of Message . . . . .](#) [10](#)
- [4.1.2. NTS Next Protocol Negotiation . . . . .](#) [11](#)
- [4.1.3. Error . . . . .](#) [11](#)
- [4.1.4. Warning . . . . .](#) [12](#)
- [4.1.5. AEAD Algorithm Negotiation . . . . .](#) [12](#)
- [4.1.6. New Cookie for NTPv4 . . . . .](#) [13](#)
- [4.1.7. NTPv4 Server Negotiation . . . . .](#) [13](#)
- [4.1.8. NTPv4 Port Negotiation . . . . .](#) [13](#)
- [4.2. Key Extraction \(generally\) . . . . .](#) [14](#)
- [5. NTS Extension Fields for NTPv4 . . . . .](#) [14](#)
- [5.1. Key Extraction \(for NTPv4\) . . . . .](#) [14](#)
- [5.2. Packet Structure Overview . . . . .](#) [15](#)
- [5.3. The Unique Identifier Extension Field . . . . .](#) [15](#)
- [5.4. The NTS Cookie Extension Field . . . . .](#) [16](#)
- [5.5. The NTS Cookie Placeholder Extension Field . . . . .](#) [16](#)
- 5.6. The NTS Authenticator and Encrypted Extension Fields  
    Extension Field . . . . . [17](#)
- [5.7. Protocol Details . . . . .](#) [19](#)
- [6. Suggested Format for NTS Cookies . . . . .](#) [24](#)

7.	IANA Considerations . . . . .	<a href="#">25</a>
7.1.	Service Name and Transport Protocol Port Number Registry	25
7.2.	TLS Application-Layer Protocol Negotiation (ALPN) Protocol IDs Registry . . . . .	<a href="#">25</a>
<a href="#">7.3.</a>	TLS Exporter Labels Registry . . . . .	<a href="#">26</a>

<a href="#">7.4.</a>	NTP Kiss-o'-Death Codes Registry . . . . .	<a href="#">26</a>
<a href="#">7.5.</a>	NTP Extension Field Types Registry . . . . .	<a href="#">26</a>
7.6.	Network Time Security Key Establishment Record Types Registry . . . . .	<a href="#">27</a>
<a href="#">7.7.</a>	Network Time Security Next Protocols Registry . . . . .	<a href="#">28</a>
7.8.	Network Time Security Error and Warning Codes Registries	29
8.	Implementation Status - RFC EDITOR: REMOVE BEFORE PUBLICATION	30
<a href="#">8.1.</a>	Implementation 1 . . . . .	<a href="#">30</a>
<a href="#">8.1.1.</a>	Coverage . . . . .	<a href="#">30</a>
<a href="#">8.1.2.</a>	Licensing . . . . .	<a href="#">31</a>
<a href="#">8.1.3.</a>	Contact Information . . . . .	<a href="#">31</a>
<a href="#">8.1.4.</a>	Last Update . . . . .	<a href="#">31</a>
<a href="#">8.2.</a>	Implementation 2 . . . . .	<a href="#">31</a>
<a href="#">8.2.1.</a>	Coverage . . . . .	<a href="#">31</a>
<a href="#">8.2.2.</a>	Licensing . . . . .	<a href="#">31</a>
<a href="#">8.2.3.</a>	Contact Information . . . . .	<a href="#">31</a>
<a href="#">8.2.4.</a>	Last Update . . . . .	<a href="#">31</a>
<a href="#">8.3.</a>	Implementation 3 . . . . .	<a href="#">32</a>
<a href="#">8.3.1.</a>	Coverage . . . . .	<a href="#">32</a>
<a href="#">8.3.2.</a>	Licensing . . . . .	<a href="#">32</a>
<a href="#">8.3.3.</a>	Contact Information . . . . .	<a href="#">32</a>
<a href="#">8.3.4.</a>	Last Update . . . . .	<a href="#">32</a>
<a href="#">8.4.</a>	Implementation 4 . . . . .	<a href="#">32</a>
<a href="#">8.4.1.</a>	Coverage . . . . .	<a href="#">32</a>
<a href="#">8.4.2.</a>	Licensing . . . . .	<a href="#">33</a>
<a href="#">8.4.3.</a>	Contact Information . . . . .	<a href="#">33</a>
<a href="#">8.4.4.</a>	Last Update . . . . .	<a href="#">33</a>
<a href="#">8.5.</a>	Implementation 5 . . . . .	<a href="#">33</a>
<a href="#">8.5.1.</a>	Coverage . . . . .	<a href="#">33</a>
<a href="#">8.5.2.</a>	Licensing . . . . .	<a href="#">33</a>
<a href="#">8.5.3.</a>	Contact Information . . . . .	<a href="#">33</a>
<a href="#">8.5.4.</a>	Last Update . . . . .	<a href="#">33</a>
<a href="#">8.6.</a>	Implementation 6 . . . . .	<a href="#">33</a>
<a href="#">8.6.1.</a>	Coverage . . . . .	<a href="#">34</a>
<a href="#">8.6.2.</a>	Licensing . . . . .	<a href="#">34</a>
<a href="#">8.6.3.</a>	Contact Information . . . . .	<a href="#">34</a>

8.6.4.	Last Update . . . . .	34
8.7.	Interoperability . . . . .	34
9.	Security Considerations . . . . .	34
9.1.	Protected Modes . . . . .	34
9.2.	Sensitivity to DDoS Attacks . . . . .	35
9.3.	Avoiding DDoS Amplification . . . . .	35
9.4.	Initial Verification of Server Certificates . . . . .	36
9.5.	Delay Attacks . . . . .	37
9.6.	Random Number Generation . . . . .	37
9.7.	NTS Stripping . . . . .	38
10.	Privacy Considerations . . . . .	38
10.1.	Unlinkability . . . . .	38

10.2.	Confidentiality . . . . .	39
11.	Acknowledgements . . . . .	39
12.	References . . . . .	39
12.1.	Normative References . . . . .	39
12.2.	Informative References . . . . .	41
Appendix A.	Terms and Abbreviations . . . . .	42
Authors' Addresses	. . . . .	43

## 1. Introduction

This memo specifies Network Time Security (NTS), a cryptographic security mechanism for network time synchronization. A complete specification is provided for application of NTS to the client-server mode of the Network Time Protocol (NTP) [[RFC5905](#)].

### 1.1. Objectives

The objectives of NTS are as follows:

- o Identity: Through the use of the X.509 public key infrastructure, implementations may cryptographically establish the identity of the parties they are communicating with.
- o Authentication: Implementations may cryptographically verify that any time synchronization packets are authentic, i.e., that they were produced by an identified party and have not been modified in transit.
- o Confidentiality: Although basic time synchronization data is

considered non-confidential and sent in the clear, NTS includes support for encrypting NTP extension fields.

- o Replay prevention: Client implementations may detect when a received time synchronization packet is a replay of a previous packet.
- o Request-response consistency: Client implementations may verify that a time synchronization packet received from a server was sent in response to a particular request from the client.
- o Unlinkability: For mobile clients, NTS will not leak any information additional to NTP which would permit a passive adversary to determine that two packets sent over different networks came from the same client.
- o Non-amplification: Implementations (especially server implementations) may avoid acting as distributed denial-of-service

(DDoS) amplifiers by never responding to a request with a packet larger than the request packet.

- o Scalability: Server implementations may serve large numbers of clients without having to retain any client-specific state.

## 1.2. Protocol Overview

The Network Time Protocol includes many different operating modes to support various network topologies (see [RFC 5905, Section 3 \[RFC5905\]](#)). In addition to its best-known and most-widely-used client-server mode, it also includes modes for synchronization between symmetric peers, a control mode for server monitoring and administration, and a broadcast mode. These various modes have differing and partly contradictory requirements for security and performance. Symmetric and control modes demand mutual authentication and mutual replay protection. Additionally, for certain message types control mode may require confidentiality as well as authentication. Client-server mode places more stringent requirements on resource utilization than other modes, because servers may have vast number of clients and be unable to afford to maintain per-client state. However, client-server mode also has more

relaxed security needs, because only the client requires replay protection: it is harmless for stateless servers to process replayed packets. The security demands of symmetric and control modes, on the other hand, are in conflict with the resource-utilization demands of client-server mode: any scheme which provides replay protection inherently involves maintaining some state to keep track of what messages have already been seen.

This memo specifies NTS exclusively for the client-server mode of NTP. To this end, NTS is structured as a suite of two protocols:

The "NTS Extensions for NTPv4" define a collection of NTP extension fields for cryptographically securing NTPv4 using previously-established key material. They are suitable for securing client-server mode because the server can implement them without retaining per-client state. All state is kept by the client and provided to the server in the form of an encrypted cookie supplied with each request. On the other hand, the NTS Extension Fields are suitable *only* for client-server mode because only the client, and not the server, is protected from replay.

The "NTS Key Establishment" protocol (NTS-KE) is a mechanism for establishing key material for use with the NTS Extension Fields for NTPv4. It uses TLS to exchange keys, provide the client with an initial supply of cookies, and negotiate some additional

protocol options. After this exchange, the TLS channel is closed with no per-client state remaining on the server side.

The typical protocol flow is as follows: The client connects to an NTS-KE server on the NTS TCP port and the two parties perform a TLS handshake. Via the TLS channel, the parties negotiate some additional protocol parameters and the server sends the client a supply of cookies along with an IP address to the NTP server for which the cookies are valid. The parties use TLS key export [[RFC5705](#)] to extract key material which will be used in the next phase of the protocol. This negotiation takes only a single round trip, after which the server closes the connection and discards all associated state. At this point the NTS-KE phase of the protocol is complete. Ideally, the client never needs to connect to the NTS-KE server again.



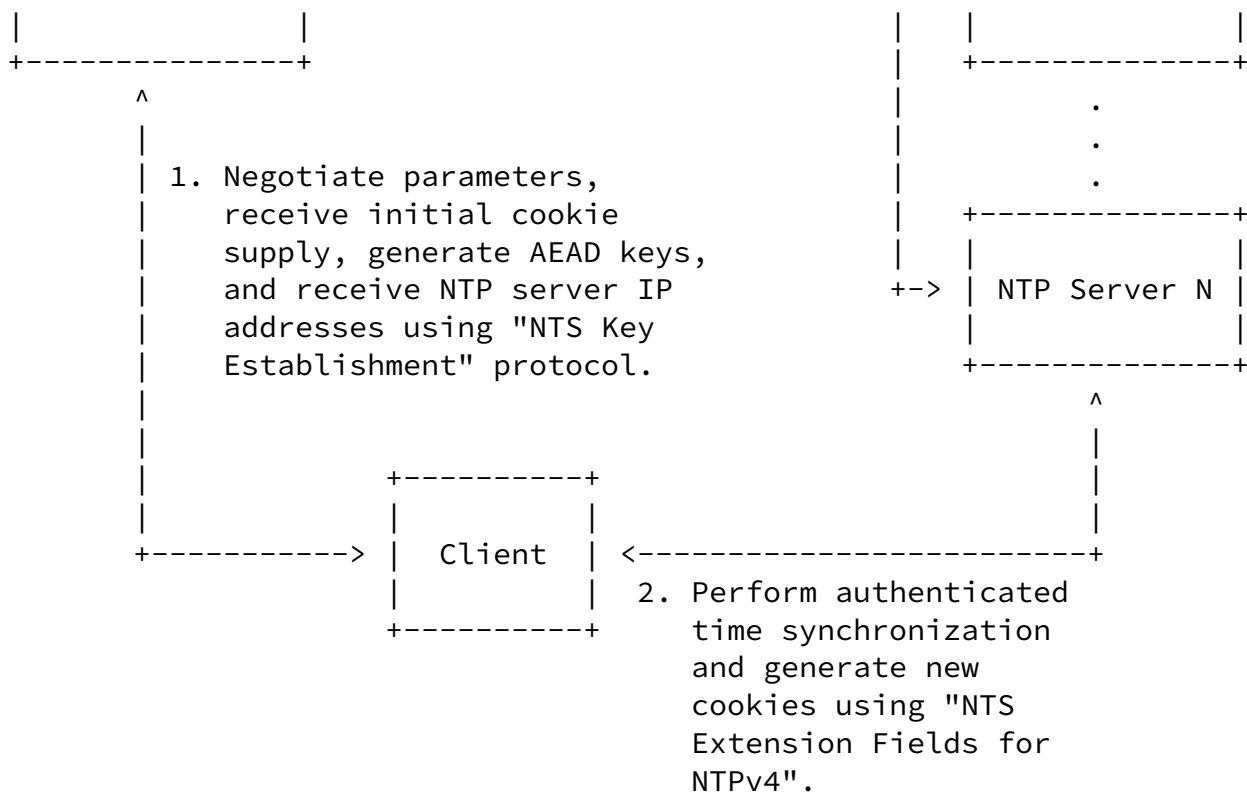


Figure 1: Overview of High-Level Interactions in NTS

## 2. Requirements Language

The key words "MUST", "MUST NOT", "REQUIRED", "SHALL", "SHALL NOT", "SHOULD", "SHOULD NOT", "RECOMMENDED", "NOT RECOMMENDED", "MAY", and "OPTIONAL" in this document are to be interpreted as described in [BCP 14 \[RFC2119\]](#) [[RFC8174](#)] when, and only when, they appear in all capitals, as shown here.

## 3. TLS profile for Network Time Security

Network Time Security makes use of TLS for NTS key establishment.

Since the NTS protocol is new as of this publication, no backward-compatibility concerns exist to justify using obsolete, insecure, or otherwise broken TLS features or versions. Implementations **MUST** conform with [[RFC7525](#)] or with a later revision of [BCP 195](#). In



will make all negotiated NTS keys recoverable by anyone that gains access to the NTS-KE server's private certificate. Furthermore:

Implementations MUST NOT negotiate TLS versions earlier than 1.2, SHOULD negotiate TLS 1.3 [[RFC8446](#)] or later when possible, and MAY refuse to negotiate any TLS version which has been superseded by a later supported version.

Use of the Application-Layer Protocol Negotiation Extension [[RFC7301](#)] is integral to NTS and support for it is REQUIRED for interoperability.

#### 4. The NTS Key Establishment Protocol

The NTS key establishment protocol is conducted via TCP port [[TBD1]]. The two endpoints carry out a TLS handshake in conformance with [Section 3](#), with the client offering (via an ALPN [[RFC7301](#)] extension), and the server accepting, an application-layer protocol of "ntske/1". Immediately following a successful handshake, the client SHALL send a single request as Application Data encapsulated in the TLS-protected channel. Then, the server SHALL send a single response followed by a TLS "Close notify" alert and then discard the channel state.

The client's request and the server's response each SHALL consist of a sequence of records formatted according to Figure 2. Requests and non-error responses each SHALL include exactly one NTS Next Protocol Negotiation record. The sequence SHALL be terminated by a "End of Message" record. The requirement that all NTS-KE messages be terminated by an End of Message record makes them self-delimiting.

Clients and servers MAY enforce length limits on requests and responses, however, servers MUST accept requests of at least 1024 octets and clients SHOULD accept responses of at least 65536 octets.

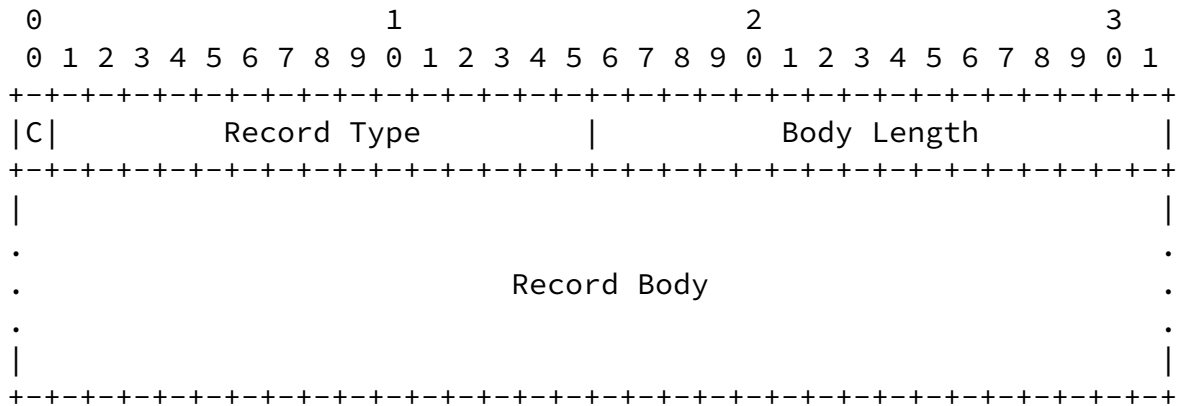


Figure 2: NTS-KE Record Format

The fields of an NTS-KE record are defined as follows:

**C (Critical Bit):** Determines the disposition of unrecognized Record Types. Implementations which receive a record with an unrecognized Record Type MUST ignore the record if the Critical Bit is 0 and MUST treat it as an error if the Critical Bit is 1.

**Record Type Number:** A 15-bit integer in network byte order. The semantics of record types 0-7 are specified in this memo. Additional type numbers SHALL be tracked through the IANA Network Time Security Key Establishment Record Types registry.

**Body Length:** The length of the Record Body field, in octets, as a 16-bit integer in network byte order. Record bodies MAY have any representable length and need not be aligned to a word boundary.

**Record Body:** The syntax and semantics of this field SHALL be determined by the Record Type.

For clarity regarding bit-endianness: the Critical Bit is the most-significant bit of the first octet. In C, given a network buffer `unsigned char b[]` containing an NTS-KE record, the critical bit is b[0] >> 7` while the record type is ((b[0] & 0x7f) << 8) + b[1]`.`

Note that, although the Type-Length-Body format of an NTS-KE record is similar to that of an NTP extension field, the semantics of the length field differ. While the length subfield of an NTP extension field gives the length of the entire extension field including the type and length subfields, the length field of an NTS-KE record gives just the length of the body.

Figure 3 provides a schematic overview of the key exchange. It

displays the protocol steps to be performed by the NTS client and server and record types to be exchanged.

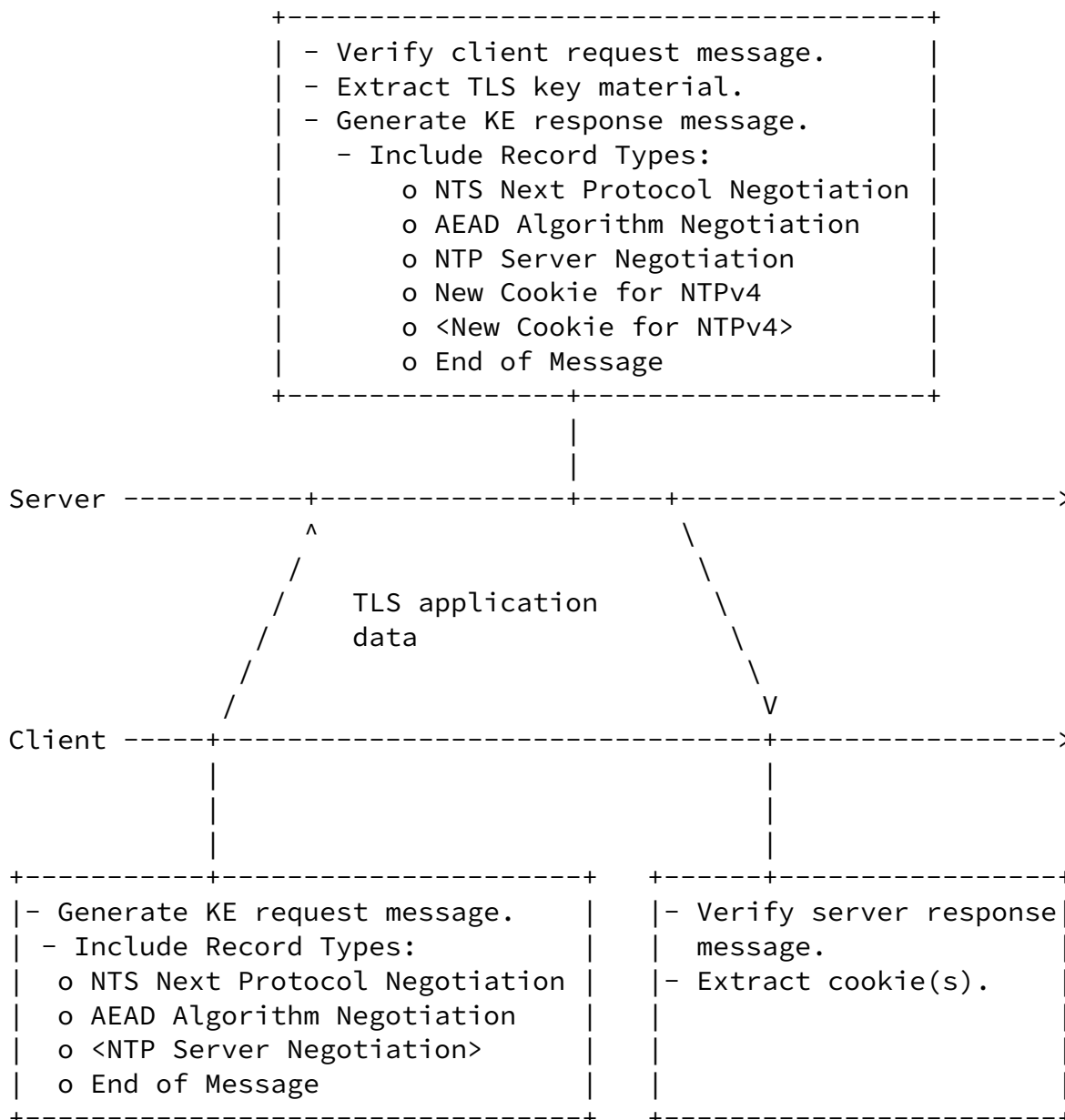


Figure 3: NTS Key Exchange Messages

#### [4.1.](#) NTS-KE Record Types

The following NTS-KE Record Types are defined:

#### [4.1.1.](#) End of Message

The End of Message record has a Record Type number of 0 and a zero-length body. It MUST occur exactly once as the final record of every NTS-KE request and response. The Critical Bit MUST be set.

#### [4.1.2.](#) NTS Next Protocol Negotiation

The NTS Next Protocol Negotiation record has a Record Type number of 1. It MUST occur exactly once in every NTS-KE request and response. Its body consists of a sequence of 16-bit unsigned integers in network byte order. Each integer represents a Protocol ID from the IANA Network Time Security Next Protocols registry. The Critical Bit MUST be set.

The Protocol IDs listed in the client's NTS Next Protocol Negotiation record denote those protocols which the client wishes to speak using the key material established through this NTS-KE session. The Protocol IDs listed in the server's response MUST comprise a subset of those listed in the request and denote those protocols which the server is willing and able to speak using the key material established through this NTS-KE session. The client MAY proceed with one or more of them. The request MUST list at least one protocol, but the response MAY be empty.

#### [4.1.3.](#) Error

The Error record has a Record Type number of 2. Its body is exactly two octets long, consisting of an unsigned 16-bit integer in network byte order, denoting an error code. The Critical Bit MUST be set.

Clients MUST NOT include Error records in their request. If clients receive a server response which includes an Error record, they MUST discard any negotiated key material and MUST NOT proceed to the Next Protocol.

The following error codes are defined:

Error code 0 means "Unrecognized Critical Record". The server MUST respond with this error code if the request included a record which the server did not understand and which had its Critical Bit set. The client SHOULD NOT retry its request without modification.

Error code 1 means "Bad Request". The server MUST respond with this error if, upon the expiration of an implementation-defined timeout, it has not yet received a complete and syntactically well-formed request from the client.

Error code 2 means "Internal Server Error". The server MUST respond with this error if it is unable to respond properly due to an internal condition.

#### [4.1.4.](#) Warning

The Warning record has a Record Type number of 3. Its body is exactly two octets long, consisting of an unsigned 16-bit integer in network byte order, denoting a warning code. The Critical Bit MUST be set.

Clients MUST NOT include Warning records in their request. If clients receive a server response which includes a Warning record, they MAY discard any negotiated key material and abort without proceeding to the Next Protocol. Unrecognized warning codes MUST be treated as errors.

This memo defines no warning codes.

#### [4.1.5.](#) AEAD Algorithm Negotiation

The AEAD Algorithm Negotiation record has a Record Type number of 4. Its body consists of a sequence of unsigned 16-bit integers in network byte order, denoting Numeric Identifiers from the IANA AEAD registry [[RFC5116](#)]. The Critical Bit MAY be set.

If the NTS Next Protocol Negotiation record offers Protocol ID 0 (for NTPv4), then this record MUST be included exactly once. Other protocols MAY require it as well.

When included in a request, this record denotes which AEAD algorithms the client is willing to use to secure the Next Protocol, in decreasing preference order. When included in a response, this record denotes which algorithm the server chooses to use. It is empty if the server supports none of the algorithms offered. In requests, the list MUST include at least one algorithm. In responses, it MUST include at most one. Honoring the client's preference order is OPTIONAL: servers may select among any of the client's offered choices, even if they are able to support some other algorithm which the client prefers more.

Server implementations of NTS extension fields for NTPv4 ([Section 5](#)) MUST support AEAD\_AES\_SIV\_CMAC\_256 [[RFC5297](#)] (Numeric Identifier 15). That is, if the client includes AEAD\_AES\_SIV\_CMAC\_256 in its AEAD Algorithm Negotiation record and the server accepts Protocol ID 0 (NTPv4) in its NTS Next Protocol Negotiation record, then the server's AEAD Algorithm Negotiation record MUST NOT be empty.

#### [4.1.6.](#) New Cookie for NTPv4

The New Cookie for NTPv4 record has a Record Type number of 5. The contents of its body SHALL be implementation-defined and clients MUST NOT attempt to interpret them. See [Section 6](#) for a suggested construction.

Clients MUST NOT send records of this type. Servers MUST send at least one record of this type, and SHOULD send eight of them, if the Next Protocol Negotiation response record contains Protocol ID 0 (NTPv4) and the AEAD Algorithm Negotiation response record is not empty. The Critical Bit SHOULD NOT be set.

#### [4.1.7.](#) NTPv4 Server Negotiation

The NTPv4 Server Negotiation record has a Record Type number of 6. Its body consists of an ASCII-encoded [[ANSI.X3-4.1986](#)] string. The contents of the string SHALL be either an IPv4 address in dotted

decimal notation, an IPv6 address, or a fully qualified domain name (FQDN). IPv6 addresses MUST conform to the "Text Representation of Addresses" as specified in [RFC4291] and MUST NOT include zone identifiers [RFC6874]. If internationalized labels are needed in the domain name, the A-LABEL syntax specified in [RFC5891] MUST be used.

When NTPv4 is negotiated as a Next Protocol and this record is sent by the server, the body specifies the hostname or IP address of the NTPv4 server with which the client should associate and which will accept the supplied cookies. If no record of this type is sent, the client SHALL interpret this as a directive to associate with an NTPv4 server at the same IP address as the NTS-KE server. Servers MUST NOT send more than one record of this type.

When this record is sent by the client, it indicates that the client wishes to associate with the specified NTP server. The NTS-KE server MAY incorporate this request when deciding what NTPv4 Server Negotiation records to respond with, but honoring the client's preference is OPTIONAL. The client MUST NOT send more than one record of this type.

Servers MAY set the Critical Bit on records of this type; clients SHOULD NOT.

#### 4.1.8. NTPv4 Port Negotiation

The NTPv4 Port Negotiation record has a Record Type number of 7. Its body consists of a 16-bit unsigned integer in network byte order, denoting a UDP port number.

When NTPv4 is negotiated as a Next Protocol and this record is sent by the server, the body specifies the port number of the NTPv4 server with which the client should associate and which will accept the supplied cookies. If no record of this type is sent, the client SHALL assume a default of 123 (the registered port number for NTP).

When this record is sent by the client in conjunction with a NTPv4 Server Negotiation record, it indicates that the client wishes to associate with the NTP server at the specified port. The NTS-KE server MAY incorporate this request when deciding what NTPv4 Server Negotiation and NTPv4 Port Negotiation records to respond with, but

honoring the client's preference is OPTIONAL.

Servers MAY set the Critical Bit on records of this type; clients SHOULD NOT.

#### [4.2.](#) Key Extraction (generally)

Following a successful run of the NTS-KE protocol, key material SHALL be extracted using the TLS pseudorandom function (PRF) [[RFC5705](#)] for TLS version 1.2, or the HMAC-based Extract-and-Expand Key Derivation Function (HKDF) [[RFC5869](#)] in accordance with [RFC 8446, Section 7.5](#) [[RFC8446](#)] for TLS version 1.3. Inputs to the exporter function are to be constructed in a manner specific to the negotiated Next Protocol. However, all protocols which utilize NTS-KE MUST conform to the following two rules:

The disambiguating label string MUST be "EXPORTER-network-time-security/1".

The per-association context value MUST be provided and MUST begin with the two-octet Protocol ID which was negotiated as a Next Protocol.

### [5.](#) NTS Extension Fields for NTPv4

#### [5.1.](#) Key Extraction (for NTPv4)

Following a successful run of the NTS-KE protocol wherein Protocol ID 0 (NTPv4) is selected as a Next Protocol, two AEAD keys SHALL be extracted: a client-to-server (C2S) key and a server-to-client (S2C) key. These keys SHALL be computed with the PRF defined in [RFC 5705](#) [[RFC5705](#)] for TLS version 1.2, or the HKDF defined in [RFC 8446, Section 7.5](#) [[RFC8446](#)] for TLS version 1.3, using the following inputs.

The disambiguating label string (for PRF) or label (for HKDF) SHALL be "EXPORTER-network-time-security/1".

The context value SHALL consist of the following five octets:

The first two octets SHALL be zero (the Protocol ID for NTPv4).



The next two octets SHALL be the Numeric Identifier of the negotiated AEAD Algorithm in network byte order.

The final octet SHALL be 0x00 for the C2S key and 0x01 for the S2C key.

Implementations wishing to derive additional keys for private or experimental use MUST NOT do so by extending the above-specified syntax for per-association context values. Instead, they SHOULD use their own disambiguating label string. Note that [RFC 5705](#) [[RFC5705](#)] provides that disambiguating label strings beginning with "EXPERIMENTAL" MAY be used without IANA registration.

## [5.2.](#) Packet Structure Overview

In general, an NTS-protected NTPv4 packet consists of:

The usual 48-octet NTP header which is authenticated but not encrypted.

Some extension fields which are authenticated but not encrypted.

An extension field which contains AEAD output (i.e., an authentication tag and possible ciphertext). The corresponding plaintext, if non-empty, consists of some extension fields which benefit from both encryption and authentication.

Possibly, some additional extension fields which are neither encrypted nor authenticated. In general, these are discarded by the receiver.

Always included among the authenticated or authenticated-and-encrypted extension fields are a cookie extension field and a unique identifier extension field. The purpose of the cookie extension field is to enable the server to offload storage of session state onto the client. The purpose of the unique identifier extension field is to protect the client from replay attacks.

## [5.3.](#) The Unique Identifier Extension Field

The Unique Identifier extension field provides the client with a cryptographically strong means of detecting replayed packets. It has a Field Type of [\[\[TBD2\]\]](#). When the extension field is included in a client packet (mode 3), its body SHALL consist of a string of octets

generated uniformly at random. The string **MUST** be at least 32 octets long. When the extension field is included in a server packet (mode 4), its body **SHALL** contain the same octet string as was provided in the client packet to which the server is responding. All server packets generated by NTS-implementing servers in response to client packets containing this extension field **MUST** also contain this field with the same content as in the client's request. The field's use in modes other than client-server is not defined.

This extension field **MAY** also be used standalone, without NTS, in which case it provides the client with a means of detecting spoofed packets from off-path attackers. Historically, NTP's origin timestamp field has played both these roles, but for cryptographic purposes this is suboptimal because it is only 64 bits long and, depending on implementation details, most of those bits may be predictable. In contrast, the Unique Identifier extension field enables a degree of unpredictability and collision resistance more consistent with cryptographic best practice.

#### [5.4.](#) The NTS Cookie Extension Field

The NTS Cookie extension field has a Field Type of `[[TBD3]]`. Its purpose is to carry information which enables the server to recompute keys and other session state without having to store any per-client state. The contents of its body **SHALL** be implementation-defined and clients **MUST NOT** attempt to interpret them. See [Section 6](#) for a suggested construction. The NTS Cookie extension field **MUST NOT** be included in NTP packets whose mode is other than 3 (client) or 4 (server).

#### [5.5.](#) The NTS Cookie Placeholder Extension Field

The NTS Cookie Placeholder extension field has a Field Type of `[[TBD4]]`. When this extension field is included in a client packet (mode 3), it communicates to the server that the client wishes it to send additional cookies in its response. This extension field **MUST NOT** be included in NTP packets whose mode is other than 3.

Whenever an NTS Cookie Placeholder extension field is present, it **MUST** be accompanied by an NTS Cookie extension field. The body length of the NTS Cookie Placeholder extension field **MUST** be the same as the body length of the NTS Cookie extension field. This length requirement serves to ensure that the response will not be larger than the request, in order to improve timekeeping precision and prevent DDoS amplification. The contents of the NTS Cookie Placeholder extension field's body are undefined and, aside from checking its length, **MUST** be ignored by the server.

### [5.6.](#) The NTS Authenticator and Encrypted Extension Fields Extension Field

The NTS Authenticator and Encrypted Extension Fields extension field is the central cryptographic element of an NTS-protected NTP packet. Its Field Type is `[[TBD5]]`. It SHALL be formatted according to Figure 4 and include the following fields:

**Nonce Length:** Two octets in network byte order, giving the length of the Nonce field, excluding any padding, interpreted as an unsigned integer.

**Ciphertext Length:** Two octets in network byte order, giving the length of the Ciphertext field, excluding any padding, interpreted as an unsigned integer.

**Nonce:** A nonce as required by the negotiated AEAD Algorithm. The field is zero-padded to a word (four octets) boundary.

**Ciphertext:** The output of the negotiated AEAD Algorithm. The structure of this field is determined by the negotiated algorithm, but it typically contains an authentication tag in addition to the actual ciphertext. The field is zero-padded to a word (four octets) boundary.

**Additional Padding:** Clients which use a nonce length shorter than the maximum allowed by the negotiated AEAD algorithm may be required to include additional zero-padding. The necessary length of this field is specified below.

Internet-Draft

NTS4NTP

February 2020

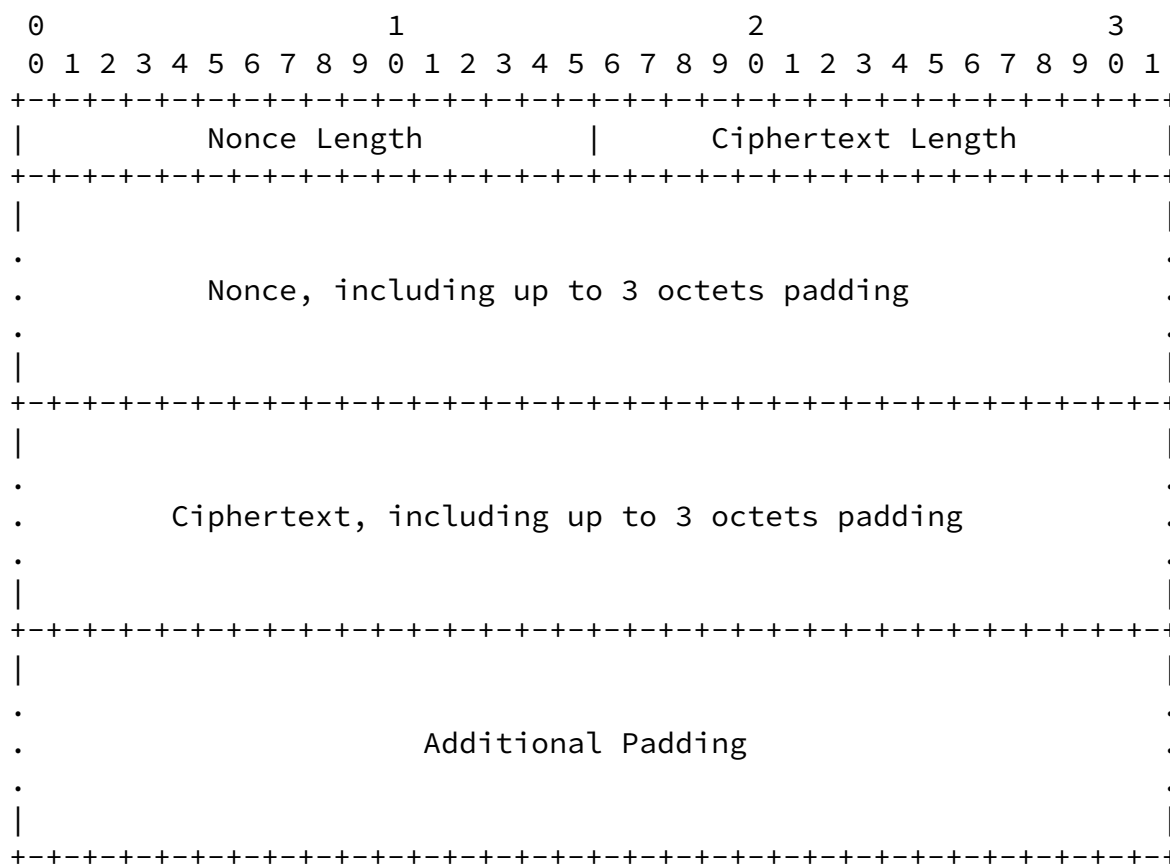


Figure 4: NTS Authenticator and Encrypted Extension Fields Extension Field Format

The Ciphertext field SHALL be formed by providing the following inputs to the negotiated AEAD Algorithm:

K: For packets sent from the client to the server, the C2S key SHALL be used. For packets sent from the server to the client, the S2C key SHALL be used.

A: The associated data SHALL consist of the portion of the NTP packet beginning from the start of the NTP header and ending at the end of the last extension field which precedes the NTS Authenticator and Encrypted Extension Fields extension field.

P: The plaintext SHALL consist of all (if any) NTP extension fields to be encrypted; if multiple extension fields are present they SHALL be joined by concatenation. Each such field SHALL be formatted in accordance with [RFC 7822](#) [[RFC7822](#)], except that, contrary to the [RFC 7822](#) requirement that fields have a minimum length of 16 or 28 octets, encrypted extension fields MAY be arbitrarily short (but still MUST be a multiple of 4 octets in length).

N: The nonce SHALL be formed however required by the negotiated AEAD algorithm.

The purpose of the Additional Padding field is to ensure that servers can always choose a nonce whose length is adequate to ensure its uniqueness, even if the client chooses a shorter one, and still ensure that the overall length of the server's response packet does not exceed the length of the request. For mode 4 (server) packets, no Additional Padding field is ever required. For mode 3 (client) packets, the length of the Additional Padding field SHALL be computed as follows. Let `N\_LEN` be the padded length of the Nonce field. Let `N\_MAX` be, as specified by [RFC 5116](#) [[RFC5116](#)], the maximum permitted nonce length for the negotiated AEAD algorithm. Let `N\_REQ` be the lesser of 16 and N\_MAX, rounded up to the nearest multiple of 4. If N\_LEN is greater than or equal to N\_REQ, then no Additional Padding field is required. Otherwise, the Additional Padding field SHALL be at least N\_REQ - N\_LEN octets in length. Servers MUST enforce this requirement by discarding any packet which does not conform to it.

Senders are always free to include more Additional Padding than mandated by the above paragraph. Theoretically, it could be necessary to do so in order to bring the extension field to the minimum length required by [[RFC7822](#)]. This should never happen in practice because any reasonable AEAD algorithm will have a nonce and an authenticator long enough to bring the extension field to its

required length already. Nonetheless, implementers are advised to explicitly handle this case and ensure that the extension field they emit is of legal length.

The NTS Authenticator and Encrypted Extension Fields extension field MUST NOT be included in NTP packets whose mode is other than 3 (client) or 4 (server).

## [5.7.](#) Protocol Details

A client sending an NTS-protected request SHALL include the following extension fields as displayed in Figure 5:

Exactly one Unique Identifier extension field which MUST be authenticated, MUST NOT be encrypted, and whose contents MUST NOT duplicate those of any previous request.

Exactly one NTS Cookie extension field which MUST be authenticated and MUST NOT be encrypted. The cookie MUST be one which has been previously provided to the client; either from the key exchange server during the NTS-KE handshake or from the NTP server in response to a previous NTS-protected NTP request.

Exactly one NTS Authenticator and Encrypted Extension Fields extension field, generated using an AEAD Algorithm and C2S key established through NTS-KE.

To protect the client's privacy, the client SHOULD avoid reusing a cookie. If the client does not have any cookies that it has not already sent, it SHOULD initiate a re-run the NTS-KE protocol. The client MAY reuse cookies in order to prioritize resilience over unlinkability. Which of the two that should be prioritized in any particular case is dependent on the application and the user's preference. [Section 10.1](#) describes the privacy considerations of this in further detail.

The client MAY include one or more NTS Cookie Placeholder extension fields which MUST be authenticated and MAY be encrypted. The number of NTS Cookie Placeholder extension fields that the client includes SHOULD be such that if the client includes N placeholders and the server sends back N+1 cookies, the number of unused cookies stored by the client will come to eight. The client SHOULD NOT include more

than seven NTS Cookie Placeholder extension fields in a request. When both the client and server adhere to all cookie-management guidance provided in this memo, the number of placeholder extension fields will equal the number of dropped packets since the last successful volley.

In rare circumstances, it may be necessary to include fewer NTS Cookie Placeholder extensions than recommended above in order to prevent datagram fragmentation. When cookies adhere the format recommended in [Section 6](#) and the AEAD in use is the mandatory-to-implement AEAD\_AES\_SIV\_CMAC\_256, senders can include a cookie and seven placeholders and still have packet size fall comfortably below 1280 octets if no non-NTS-related extensions are used; 1280 octets is the minimum prescribed MTU for IPv6 and is in practice also safe for avoiding IPv4 fragmentation. Nonetheless, senders SHOULD include fewer cookies and placeholders than otherwise indicated if doing so is necessary to prevent fragmentation.

```
+-----+
| - Verify time request message |
| - Generate time response message |
|   - Included NTPv4 extension fields |
|     o Unique Identifier EF |
|     o NTS Authentication and |
|       Encrypted Extension Fields EF |
|     - NTS Cookie EF |
|     - <NTS Cookie EF> |
| - Transmit time request packet |
+-----+
```

|

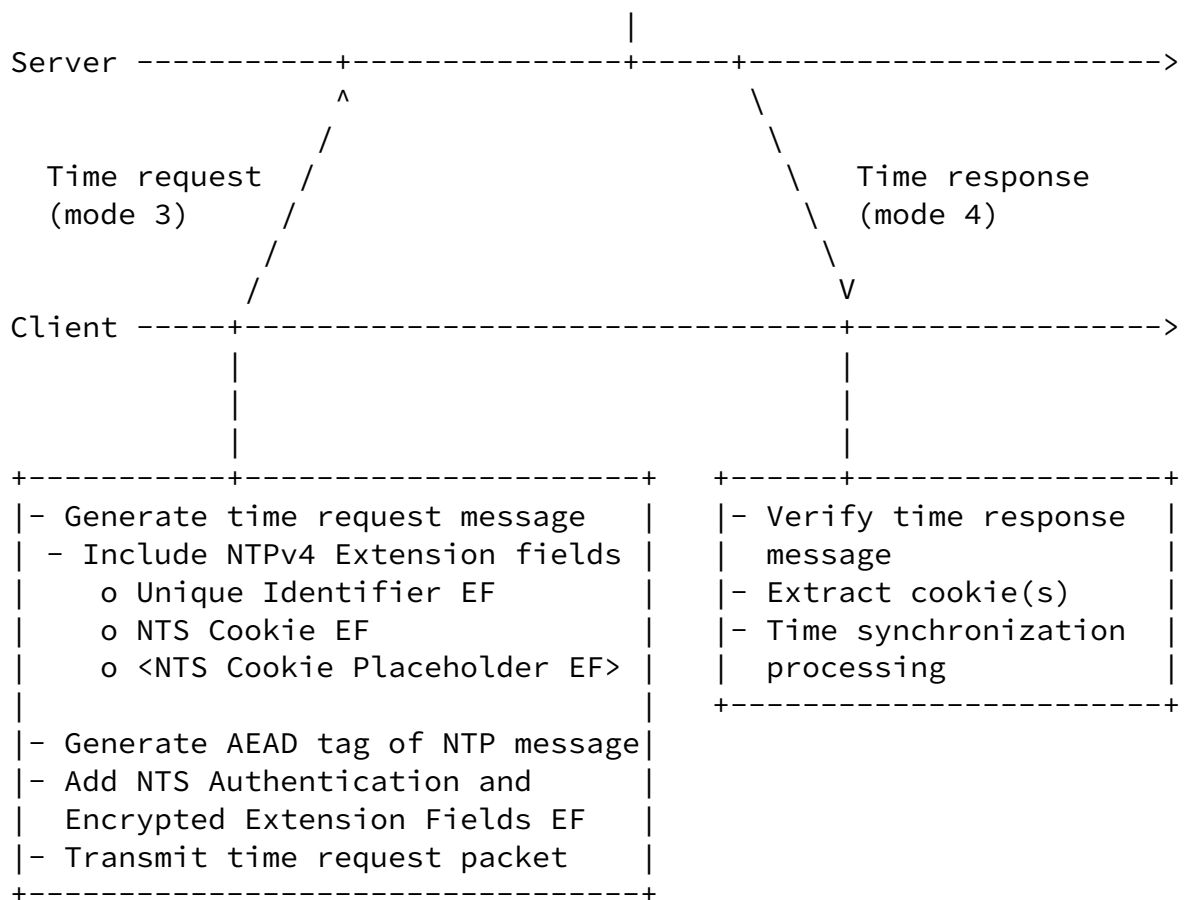


Figure 5: NTS Time Synchronization Messages

The client MAY include additional (non-NTS-related) extension fields which MAY appear prior to the NTS Authenticator and Encrypted Extension Fields extension fields (therefore authenticated but not encrypted), within it (therefore encrypted and authenticated), or after it (therefore neither encrypted nor authenticated). In general, however, the server MUST discard any unauthenticated extension fields and process the packet as though they were not present. Servers MAY implement exceptions to this requirement for

particular extension fields if their specification explicitly provides for such.

Upon receiving an NTS-protected request, the server SHALL (through some implementation-defined mechanism) use the cookie to recover the



AEAD Algorithm, C2S key, and S2C key associated with the request, and then use the C2S key to authenticate the packet and decrypt the ciphertext. If the cookie is valid and authentication and decryption succeed, the server SHALL include the following extension fields in its response:

Exactly one Unique Identifier extension field which MUST be authenticated, MUST NOT be encrypted, and whose contents SHALL echo those provided by the client.

Exactly one NTS Authenticator and Encrypted Extension Fields extension field, generated using the AEAD algorithm and S2C key recovered from the cookie provided by the client.

One or more NTS Cookie extension fields which MUST be authenticated and encrypted. The number of NTS Cookie extension fields included SHOULD be equal to, and MUST NOT exceed, one plus the number of valid NTS Cookie Placeholder extension fields included in the request. The cookies returned in those fields MUST be valid for use with the NTP server that sent them. They MAY be valid for other NTP servers as well, but there is no way for the server to indicate this.

We emphasize the contrast that NTS Cookie extension fields MUST NOT be encrypted when sent from client to server, but MUST be encrypted when sent from server to client. The former is necessary in order for the server to be able to recover the C2S and S2C keys, while the latter is necessary to satisfy the unlinkability goals discussed in [Section 10.1](#). We emphasize also that "encrypted" means encapsulated within the NTS Authenticator and Encrypted Extensions extension field. While the body of an NTS Cookie extension field will generally consist of some sort of AEAD output (regardless of whether the recommendations of [Section 6](#) are precisely followed), this is not sufficient to make the extension field "encrypted".

The server MAY include additional (non-NTS-related) extension fields which MAY appear prior to the NTS Authenticator and Encrypted Extension Fields extension field (therefore authenticated but not encrypted), within it (therefore encrypted and authenticated), or after it (therefore neither encrypted nor authenticated). In general, however, the client MUST discard any unauthenticated extension fields and process the packet as though they were not present. Clients MAY implement exceptions to this requirement for

particular extension fields if their specification explicitly provides for such.

Upon receiving an NTS-protected response, the client MUST verify that the Unique Identifier matches that of an outstanding request, and that the packet is authentic under the S2C key associated with that request. If either of these checks fails, the packet MUST be discarded without further processing.

If the server is unable to validate the cookie or authenticate the request, it SHOULD respond with a Kiss-o'-Death (KoD) packet (see [RFC 5905, Section 7.4 \[RFC5905\]](#)) with kiss code "NTSN", meaning "NTS negative-acknowledgment (NAK)". It MUST NOT include any NTS Cookie or NTS Authenticator and Encrypted Extension Fields extension fields.

If the NTP server has previously responded with authentic NTS-protected NTP packets (i.e., packets containing the NTS Authenticator and Encrypted Extension Fields extension field), the client MUST verify that any KoD packets received from the server contain the Unique Identifier extension field and that the Unique Identifier matches that of an outstanding request. If this check fails, the packet MUST be discarded without further processing. If this check passes, the client MUST comply with [RFC 5905, Section 7.4 \[RFC5905\]](#) where required. A client MAY automatically re-run the NTS-KE protocol upon forced disassociation from an NTP server. In that case, it MUST be able to detect and stop looping between the NTS-KE and NTP servers by rate limiting the retries using e.g. exponential retry intervals.

Upon reception of the NTS NAK kiss code, the client SHOULD wait until the next poll for a valid NTS-protected response and if none is received, initiate a fresh NTS-KE handshake to try to renegotiate new cookies, AEAD keys, and parameters. If the NTS-KE handshake succeeds, the client MUST discard all old cookies and parameters and use the new ones instead. As long as the NTS-KE handshake has not succeeded, the client SHOULD continue polling the NTP server using the cookies and parameters it has.

To allow for NTP session restart when the NTS-KE server is unavailable and to reduce NTS-KE server load, the client SHOULD keep at least one unused but recent cookie, AEAD keys, negotiated AEAD algorithm, and other necessary parameters on persistent storage. This way, the client is able to resume the NTP session without performing renewed NTS-KE negotiation.

Internet-Draft

NTS4NTP

February 2020

## 6. Suggested Format for NTS Cookies

This section is non-normative. It gives a suggested way for servers to construct NTS cookies. All normative requirements are stated in [Section 4.1.6](#) and [Section 5.4](#).

The role of cookies in NTS is closely analogous to that of session cookies in TLS. Accordingly, the thematic resemblance of this section to [RFC 5077](#) [[RFC5077](#)] is deliberate and the reader should likewise take heed of its security considerations.

Servers should select an AEAD algorithm which they will use to encrypt and authenticate cookies. The chosen algorithm should be one such as AEAD\_AES\_SIV\_CMAC\_256 [[RFC5297](#)] which resists accidental nonce reuse. It need not be the same as the one that was negotiated with the client. Servers should randomly generate and store a master AEAD key `K`. Servers should additionally choose a non-secret, unique value `I` as key-identifier for `K`.

Servers should periodically (e.g., once daily) generate a new pair (I,K) and immediately switch to using these values for all newly-generated cookies. Immediately following each such key rotation, servers should securely erase any keys generated two or more rotation periods prior. Servers should continue to accept any cookie generated using keys that they have not yet erased, even if those keys are no longer current. Erasing old keys provides for forward secrecy, limiting the scope of what old information can be stolen if a master key is somehow compromised. Holding on to a limited number of old keys allows clients to seamlessly transition from one generation to the next without having to perform a new NTS-KE handshake.

The need to keep keys synchronized between NTS-KE and NTP servers as well as across load-balanced clusters can make automatic key rotation challenging. However, the task can be accomplished without the need for central key-management infrastructure by using a ratchet, i.e., making each new key a deterministic, cryptographically pseudo-random function of its predecessor. A recommended concrete implementation of this approach is to use HKDF [[RFC5869](#)] to derive new keys, using the key's predecessor as Input Keying Material and its key identifier as a salt.

To form a cookie, servers should first form a plaintext `P` consisting of the following fields:

The AEAD algorithm negotiated during NTS-KE.

The S2C key.

The C2S key.

Servers should then generate a nonce `N` uniformly at random, and form AEAD output `C` by encrypting `P` under key `K` with nonce `N` and no associated data.

The cookie should consist of the tuple `(I,N,C)`.

To verify and decrypt a cookie provided by the client, first parse it into its components `I`, `N`, and `C`. Use `I` to look up its decryption key `K`. If the key whose identifier is `I` has been erased or never existed, decryption fails; reply with an NTS NAK. Otherwise, attempt to decrypt and verify ciphertext `C` using key `K` and nonce `N` with no associated data. If decryption or verification fails, reply with an NTS NAK. Otherwise, parse out the contents of the resulting plaintext `P` to obtain the negotiated AEAD algorithm, S2C key, and C2S key.

## [7.](#) IANA Considerations

### [7.1.](#) Service Name and Transport Protocol Port Number Registry

IANA is requested to allocate the following entry in the Service Name and Transport Protocol Port Number Registry [[RFC6335](#)]:

Service Name: ntske

Transport Protocol: tcp

Assignee: IESG <iesg@ietf.org>

Contact: IETF Chair <chair@ietf.org>

Description: Network Time Security Key Exchange

Reference: [\[\[this memo\]\]](#)

Port Number: [\[\[TBD1\]\]](#), selected by IANA from the User Port range

[\[\[RFC EDITOR: Replace all instances of \[\\[\\[TBD1\\]\\]\]\(#\) in this document with the IANA port assignment.\]\]](#)

### [7.2.](#) TLS Application-Layer Protocol Negotiation (ALPN) Protocol IDs Registry

IANA is requested to allocate the following entry in the TLS Application-Layer Protocol Negotiation (ALPN) Protocol IDs registry [\[RFC7301\]](#):

Franke, et al.

Expires August 16, 2020

[Page 25]

Internet-Draft

NTS4NTP

February 2020

Protocol: Network Time Security Key Establishment, version 1

Identification Sequence:

0x6E 0x74 0x73 0x6B 0x65 0x2F 0x31 ("ntske/1")

Reference: [\[\[this memo\]\]](#), [Section 4](#)

### [7.3.](#) TLS Exporter Labels Registry

IANA is requested to allocate the following entry in the TLS Exporter Labels Registry [\[RFC5705\]](#):

Value	DTLS-OK	Recommended	Reference	Note
EXPORTER-network-time-security/1	Y	Y	<a href="#">[[this memo]]</a> , <a href="#">Section 4.2</a>	

### [7.4.](#) NTP Kiss-o'-Death Codes Registry

IANA is requested to allocate the following entry in the registry of NTP Kiss-o'-Death Codes [\[RFC5905\]](#):

Code	Meaning	Reference
------	---------	-----------

NTSN	Network Time Security (NTS) negative- acknowledgment (NAK)	[[this memo]], <a href="#">Section 5.7</a>
------	---------------------------------------------------------------	-----------------------------------------------

### 7.5. NTP Extension Field Types Registry

IANA is requested to allocate the following entries in the NTP Extension Field Types registry [[RFC5905](#)]:

Field Type	Meaning	Reference
[[TBD2]]	Unique Identifier	[[this memo]], <a href="#">Section 5.3</a>
[[TBD3]]	NTS Cookie	[[this memo]], Section 5.4
[[TBD4]]	NTS Cookie Placeholder	[[this memo]], <a href="#">Section 5.5</a>
[[TBD5]]	NTS Authenticator and Encrypted Extension Fields	[[this memo]], Section 5.6

[[RFC EDITOR: Replace all instances of [[TBD2]], [[TBD3]], [[TBD4]], and [[TBD5]] in this document with the respective IANA assignments.

### 7.6. Network Time Security Key Establishment Record Types Registry

IANA is requested to create a new registry entitled "Network Time Security Key Establishment Record Types". Entries SHALL have the

following fields:

Record Type Number (REQUIRED): An integer in the range 0-32767 inclusive.

Description (REQUIRED): A short text description of the purpose of the field.

Reference (REQUIRED): A reference to a document specifying the semantics of the record.

The policy for allocation of new entries in this registry SHALL vary by the Record Type Number, as follows:

0-1023: IETF Review

1024-16383: Specification Required

16384-32767: Private and Experimental Use

Applications for new entries SHALL specify the contents of the Description, Set Critical Bit, and Reference fields as well as which of the above ranges the Record Type Number should be allocated from. Applicants MAY request a specific Record Type Number and such requests MAY be granted at the registrar's discretion.

The initial contents of this registry SHALL be as follows:

Record Type Number	Description	Reference
0	End of Message	[[this memo]], Section 4.1.1
1	NTS Next Protocol Negotiation	[[this memo]], <a href="#">Section 4.1.2</a>
2	Error	[[this memo]], Section 4.1.3
3	Warning	[[this memo]], Section 4.1.4
4	AEAD Algorithm Negotiation	[[this memo]], Section 4.1.5

5	New Cookie for NTPv4	[[this memo]], Section 4.1.6
6	NTPv4 Server Negotiation	[[this memo]], Section 4.1.7
7	NTPv4 Port Negotiation	[[this memo]], Section 4.1.8
16384-32767	Reserved for Private & Experimental Use	[[this memo]]

### 7.7. Network Time Security Next Protocols Registry

IANA is requested to create a new registry entitled "Network Time Security Next Protocols". Entries SHALL have the following fields:

Protocol ID (REQUIRED): An integer in the range 0-65535 inclusive, functioning as an identifier.

Protocol Name (REQUIRED): A short text string naming the protocol being identified.

Reference (REQUIRED): A reference to a relevant specification document.

The policy for allocation of new entries in these registries SHALL vary by their Protocol ID, as follows:

0-1023: IETF Review

1024-32767: Specification Required

32768-65535: Private and Experimental Use

The initial contents of this registry SHALL be as follows:

Protocol ID	Protocol Name	Reference
0	Network Time Protocol version 4 (NTPv4)	[[this memo]]
32768-65535	Reserved for Private or Experimental Use	Reserved by [[this memo]]



+-----+-----+-----+-----+  
7.8. Network Time Security Error and Warning Codes Registries

IANA is requested to create two new registries entitled "Network Time Security Error Codes" and "Network Time Security Warning Codes". Entries in each SHALL have the following fields:

Number (REQUIRED): An integer in the range 0-65535 inclusive

Description (REQUIRED): A short text description of the condition.

Reference (REQUIRED): A reference to a relevant specification document.

The policy for allocation of new entries in these registries SHALL vary by their Number, as follows:

0-1023: IETF Review

1024-32767: Specification Required

32768-65535: Private and Experimental Use

The initial contents of the Network Time Security Error Codes Registry SHALL be as follows:

Number	Description	Reference
0	Unrecognized Critical Extension	[[this memo]], <a href="#">Section 4.1.3</a>
1	Bad Request	[[this memo]], <a href="#">Section 4.1.3</a>
2	Internal Server Error	[[this memo]], <a href="#">Section 4.1.3</a>
32768-65535	Reserved for Private or Experimental Use	Reserved by [[this memo]]

The Network Time Security Warning Codes Registry SHALL initially be empty except for the reserved range, i.e.:

Number	Description	Reference
32768-65535	Reserved for Private or Experimental Use	Reserved by [[this memo]]

## 8. Implementation Status - RFC EDITOR: REMOVE BEFORE PUBLICATION

This section records the status of known implementations of the protocol defined by this specification at the time of posting of this Internet-Draft, and is based on a proposal described in [RFC 7942](#). The description of implementations in this section is intended to assist the IETF in its decision processes in progressing drafts to RFCs. Please note that the listing of any individual implementation here does not imply endorsement by the IETF. Furthermore, no effort has been spent to verify the information presented here that was supplied by IETF contributors. This is not intended as, and must not be construed to be, a catalog of available implementations or their features. Readers are advised to note that other implementations may exist.

According to [RFC 7942](#), "this will allow reviewers and working groups to assign due consideration to documents that have the benefit of running code, which may serve as evidence of valuable experimentation and feedback that have made the implemented protocols more mature. It is up to the individual working groups to use this information as they see fit".

### 8.1. Implementation 1

Organization: Ostfalia University of Applied Science

Implementor: Martin Langer

Maturity: Proof-of-Concept Prototype

This implementation was used to verify consistency and to ensure completeness of this specification.

#### 8.1.1. Coverage

This implementation covers the complete specification.

---

Internet-Draft

NTS4NTP

February 2020

### [8.1.2.](#) Licensing

The code is released under a Apache License 2.0 license.

The source code is available at: <https://gitlab.com/MLanger/nts/>

### [8.1.3.](#) Contact Information

Contact Martin Langer: [mart.langer@ostfalia.de](mailto:mart.langer@ostfalia.de)

### [8.1.4.](#) Last Update

The implementation was updated 25. February 2019.

## [8.2.](#) Implementation 2

Organization: Netnod

Implementor: Christer Weinigel

Maturity: Proof-of-Concept Prototype

This implementation was used to verify consistency and to ensure completeness of this specification.

### [8.2.1.](#) Coverage

This implementation covers the complete specification.

### [8.2.2.](#) Licensing

The source code is available at: <https://github.com/Netnod/nts-poc-python>.

See LICENSE file for details on licensing (BSD 2).

### [8.2.3.](#) Contact Information

Contact Christer Weinigel: [christer@weinigel.se](mailto:christer@weinigel.se)

### [8.2.4.](#) Last Update

The implementation was updated 31. January 2019.

---

Internet-Draft

NTS4NTP

February 2020

### [8.3.](#) Implementation 3

Organization: Red Hat

Implementor: Miroslav Lichvar

Maturity: Prototype

This implementation was used to verify consistency and to ensure completeness of this specification.

#### [8.3.1.](#) Coverage

This implementation covers the complete specification.

#### [8.3.2.](#) Licensing

Licensing is GPLv2.

The source code is available at: <https://github.com/mlichvar/chrony-nts>

#### [8.3.3.](#) Contact Information

Contact Miroslav Lichvar: [mlichvar@redhat.com](mailto:mlichvar@redhat.com)

#### [8.3.4.](#) Last Update

The implementation was updated 28. March 2019.

### [8.4.](#) Implementation 4

Organization: NTPsec

Implementor: Hal Murray and NTPsec team

Maturity: Looking for testers. Servers running at  
ntp1.glypnod.com:123 and ntp2.glypnod.com:123

This implementation was used to verify consistency and to ensure completeness of this specification.

#### [8.4.1.](#) Coverage

This implementation covers the complete specification.

Franke, et al.

Expires August 16, 2020

[Page 32]

---

Internet-Draft

NTS4NTP

February 2020

#### [8.4.2.](#) Licensing

The source code is available at: <https://gitlab.com/NTPsec/ntpsec>.  
Licensing details in LICENSE.

#### [8.4.3.](#) Contact Information

Contact Hal Murray: [hmurray@megapathdsl.net](mailto:hmurray@megapathdsl.net), [devel@ntpsec.org](mailto:devel@ntpsec.org)

#### [8.4.4.](#) Last Update

The implementation was updated 2019-Apr-10.

### [8.5.](#) Implementation 5

Organization: Cloudflare

Implementor: Watson Ladd

Maturity:

This implementation was used to verify consistency and to ensure completeness of this specification.

#### [8.5.1.](#) Coverage

This implementation covers the server side of the NTS specification.

#### [8.5.2.](#) Licensing

The source code is available at: <https://github.com/wbl/nts-rust>

Licensing is ISC (details see LICENSE.txt file).

### [8.5.3.](#) Contact Information

Contact Watson Ladd: [watson@cloudflare.com](mailto:watson@cloudflare.com)

### [8.5.4.](#) Last Update

The implementation was updated 21. March 2019.

## [8.6.](#) Implementation 6

Organization: Netnod

Implementor: Michael Cardell Widerkrantz et. al.

Franke, et al.

Expires August 16, 2020

[Page 33]

---

Internet-Draft

NTS4NTP

February 2020

Maturity: Early proof of concept

### [8.6.1.](#) Coverage

NTS-KE client and server.

### [8.6.2.](#) Licensing

????

The source code is available at: <https://github.com/mchackorg/gonts>

### [8.6.3.](#) Contact Information

Contact Michael Cardell Widerkrantz: [mc@netnod.se](mailto:mc@netnod.se)

### [8.6.4.](#) Last Update

The implementation was updated 24. March 2019.

## [8.7.](#) Interoperability

The Interoperability tests distinguished between NTS key establishment protocol and NTS time exchange messages. For the implementations 1, 2, 3, and 4 pairwise interoperability of the NTS key establishment protocol and exchange of NTS protected NTP messages have been verified successfully. The implementation 2 was able to successfully perform the key establishment protocol against the server side of the implementation 5.

These tests successfully demonstrate that there are at least four running implementations of this draft which are able to interoperate.

## [9.](#) Security Considerations

### [9.1.](#) Protected Modes

NTP provides many different operating modes in order to support different network topologies and to adapt to various requirements. This memo only specifies NTS for NTP modes 3 (client) and 4 (server) (see [Section 1.2](#)). The best current practice for authenticating the other NTP modes is using the symmetric message authentication code feature as described in [RFC 5905](#) [[RFC5905](#)] and [RFC 8573](#) [[RFC8573](#)].

### [9.2.](#) Sensitivity to DDoS Attacks

The introduction of NTS brings with it the introduction of asymmetric cryptography to NTP. Asymmetric cryptography is necessary for initial server authentication and AEAD key extraction. Asymmetric cryptosystems are generally orders of magnitude slower than their symmetric counterparts. This makes it much harder to build systems that can serve requests at a rate corresponding to the full line speed of the network connection. This, in turn, opens up a new possibility for DDoS attacks on NTP services.

The main protection against these attacks in NTS lies in that the use of asymmetric cryptosystems is only necessary in the initial NTS-KE phase of the protocol. Since the protocol design enables separation of the NTS-KE and NTP servers, a successful DDoS attack on an NTS-KE

server separated from the NTP service it supports will not affect NTP users that have already performed initial authentication, AEAD key extraction, and cookie exchange.

NTS users should also consider that they are not fully protected against DDoS attacks by on-path adversaries. In addition to dropping packets and attacks such as those described in [Section 9.5](#), an on-path attacker can send spoofed kiss-o'-death replies, which are not authenticated, in response to NTP requests. This could result in significantly increased load on the NTS-KE server. Implementers have to weigh the user's need for unlinkability against the added resilience that comes with cookie reuse in cases of NTS-KE server unavailability.

### [9.3.](#) Avoiding DDoS Amplification

Certain non-standard and/or deprecated features of the Network Time Protocol enable clients to send a request to a server which causes the server to send a response much larger than the request. Servers which enable these features can be abused in order to amplify traffic volume in DDoS attacks by sending them a request with a spoofed source IP. In recent years, attacks of this nature have become an endemic nuisance.

NTS is designed to avoid contributing any further to this problem by ensuring that NTS-related extension fields included in server responses will be the same size as the NTS-related extension fields sent by the client. In particular, this is why the client is required to send a separate and appropriately padded-out NTS Cookie Placeholder extension field for every cookie it wants to get back, rather than being permitted simply to specify a desired quantity.

Due to the [RFC 7822](#) [[RFC7822](#)] requirement that extensions be padded and aligned to four-octet boundaries, response size may still in some cases exceed request size by up to three octets. This is sufficiently inconsequential that we have declined to address it.

### [9.4.](#) Initial Verification of Server Certificates

NTS's security goals are undermined if the client fails to verify



that the X.509 certificate chain presented by the NTS-KE server is valid and rooted in a trusted certificate authority. [RFC 5280](#) [[RFC5280](#)] and [RFC 6125](#) [[RFC6125](#)] specify how such verification is to be performed in general. However, the expectation that the client does not yet have a correctly-set system clock at the time of certificate verification presents difficulties with verifying that the certificate is within its validity period, i.e., that the current time lies between the times specified in the certificate's notBefore and notAfter fields. It may be operationally necessary in some cases for a client to accept a certificate which appears to be expired or not yet valid. While there is no perfect solution to this problem, there are several mitigations the client can implement to make it more difficult for an adversary to successfully present an expired certificate:

Check whether the system time is in fact unreliable. If the system clock has previously been synchronized since last boot, then on operating systems which implement a kernel-based phase-locked-loop API, a call to `ntp_gettime()` should show a maximum error less than `NTP_PHASE_MAX`. In this case, the clock SHOULD be considered reliable and certificates can be strictly validated.

Allow the system administrator to specify that certificates should *\*always\** be strictly validated. Such a configuration is appropriate on systems which have a battery-backed clock and which can reasonably prompt the user to manually set an approximately-correct time if it appears to be needed.

Once the clock has been synchronized, periodically write the current system time to persistent storage. Do not accept any certificate whose notAfter field is earlier than the last recorded time.

NTP time replies are expected to be consistent with the NTS-KE TLS certificate validity period, i.e. time replies received immediately after an NTS-KE handshake are expected to lie within the certificate validity period. Implementations are recommended to check that this is the case. Performing a new NTS-KE handshake based solely on the fact that the certificate used by the NTS-KE server in a previous handshake has expired is normally not

necessary. Clients that still wish to do this must take care not

to cause an inadvertent denial-of-service attack on the NTS-KE server, for example by picking a random time in the week preceding certificate expiry to perform the new handshake.

Use multiple time sources. The ability to pass off an expired certificate is only useful to an adversary who has compromised the corresponding private key. If the adversary has compromised only a minority of servers, NTP's selection algorithm ([RFC 5905 section 11.2.1](#) [[RFC5905](#)]) will protect the client from accepting bad time from the adversary-controlled servers.

## [9.5.](#) Delay Attacks

In a packet delay attack, an adversary with the ability to act as a man-in-the-middle delays time synchronization packets between client and server asymmetrically [[RFC7384](#)]. Since NTP's formula for computing time offset relies on the assumption that network latency is roughly symmetrical, this leads to the client to compute an inaccurate value [[Mizrahi](#)]. The delay attack does not reorder or modify the content of the exchanged synchronization packets. Therefore, cryptographic means do not provide a feasible way to mitigate this attack. However, the maximum error that an adversary can introduce is bounded by half of the round trip delay.

[RFC 5905](#) [[RFC5905](#)] specifies a parameter called MAXDIST which denotes the maximum round-trip latency (including not only the immediate round trip between client and server, but the whole distance back to the reference clock as reported in the Root Delay field) that a client will tolerate before concluding that the server is unsuitable for synchronization. The standard value for MAXDIST is one second, although some implementations use larger values. Whatever value a client chooses, the maximum error which can be introduced by a delay attack is MAXDIST/2.

Usage of multiple time sources, or multiple network paths to a given time source [[Shpiner](#)], may also serve to mitigate delay attacks if the adversary is in control of only some of the paths.

## [9.6.](#) Random Number Generation

At various points in NTS, the generation of cryptographically secure random numbers is required. Whenever this draft specifies the use of random numbers, cryptographically secure random number generation MUST be used. [RFC 4086](#) [[RFC4086](#)] contains guidelines concerning this topic.

## [9.7.](#) NTS Stripping

Implementers must be aware of the possibility of "NTS stripping" attacks, where an attacker tricks clients into reverting to plain NTP. Naive client implementations might, for example, revert automatically to plain NTP if the NTS-KE handshake fails. A man-in-the-middle attacker can easily cause this to happen. Even clients that already hold valid cookies can be vulnerable, since an attacker can force a client to repeat the NTS-KE handshake by sending faked NTP mode 4 replies with the NTS NAK kiss code. Forcing a client to repeat the NTS-KE handshake can also be the first step in more advanced attacks.

For the reasons described here, implementations SHOULD NOT revert from NTS-protected to unprotected NTP with any server without explicit user action.

## [10.](#) Privacy Considerations

### [10.1.](#) Unlinkability

Unlinkability prevents a device from being tracked when it changes network addresses (e.g. because said device moved between different networks). In other words, unlinkability thwarts an attacker that seeks to link a new network address used by a device with a network address that it was formerly using, because of recognizable data that the device persistently sends as part of an NTS-secured NTP association. This is the justification for continually supplying the client with fresh cookies, so that a cookie never represents recognizable data in the sense outlined above.

NTS's unlinkability objective is merely to not leak any additional data that could be used to link a device's network address. NTS does not rectify legacy linkability issues that are already present in NTP. Thus, a client that requires unlinkability must also minimize information transmitted in a client query (mode 3) packet as described in the draft [[I-D.ietf-ntp-data-minimization](#)].

The unlinkability objective only holds for time synchronization traffic, as opposed to key exchange traffic. This implies that it cannot be guaranteed for devices that function not only as time clients, but also as time servers (because the latter can be externally triggered to send authentication data).

It should also be noted that it could be possible to link devices that operate as time servers from their time synchronization traffic,

using information exposed in (mode 4) server response packets (e.g. reference ID, reference time, stratum, poll). Also, devices that

respond to NTP control queries could be linked using the information revealed by control queries.

Note that the unlinkability objective does not prevent a client device to be tracked by its time servers.

## 10.2. Confidentiality

NTS does not protect the confidentiality of information in NTP's header fields. When clients implement [[I-D.ietf-ntp-data-minimization](#)], client packet headers do not contain any information which the client could conceivably wish to keep secret: one field is random, and all others are fixed. Information in server packet headers is likewise public: the origin timestamp is copied from the client's (random) transmit timestamp, and all other fields are set the same regardless of the identity of the client making the request.

Future extension fields could hypothetically contain sensitive information, in which case NTS provides a mechanism for encrypting them.

## 11. Acknowledgements

The authors would like to thank Richard Barnes, Steven Bellovin, Patrik Faeltstroem (Faltstrom), Scott Fluhrer, Sharon Goldberg, Russ Housley, Martin Langer, Miroslav Lichvar, Aanchal Malhotra, Dave Mills, Danny Mayer, Karen O'Donoghue, Eric K. Rescorla, Stephen Roettger, Kurt Roeckx, Kyle Rose, Rich Salz, Brian Sniffen, Susan Sons, Douglas Stebila, Harlan Stenn, Joachim Stroembergsson (Strombergsson), Martin Thomson, Richard Welty, and Christer Weinigel for contributions to this document and comments on the design of NTS.

## 12. References

### 12.1. Normative References

[ANSI.X3-4.1986]

American National Standards Institute, "Coded Character

Set - 7-bit American Standard Code for Information Interchange", ANSI X3.4, 1986.

- [RFC2119] Bradner, S., "Key words for use in RFCs to Indicate Requirement Levels", [BCP 14](#), [RFC 2119](#), DOI 10.17487/RFC2119, March 1997, <<https://www.rfc-editor.org/info/rfc2119>>.

Franke, et al.

Expires August 16, 2020

[Page 39]

---

Internet-Draft

NTS4NTP

February 2020

- [RFC4291] Hinden, R. and S. Deering, "IP Version 6 Addressing Architecture", [RFC 4291](#), DOI 10.17487/RFC4291, February 2006, <<https://www.rfc-editor.org/info/rfc4291>>.
- [RFC5116] McGrew, D., "An Interface and Algorithms for Authenticated Encryption", [RFC 5116](#), DOI 10.17487/RFC5116, January 2008, <<https://www.rfc-editor.org/info/rfc5116>>.
- [RFC5297] Harkins, D., "Synthetic Initialization Vector (SIV) Authenticated Encryption Using the Advanced Encryption Standard (AES)", [RFC 5297](#), DOI 10.17487/RFC5297, October 2008, <<https://www.rfc-editor.org/info/rfc5297>>.
- [RFC5705] Rescorla, E., "Keying Material Exporters for Transport Layer Security (TLS)", [RFC 5705](#), DOI 10.17487/RFC5705, March 2010, <<https://www.rfc-editor.org/info/rfc5705>>.
- [RFC5891] Klensin, J., "Internationalized Domain Names in Applications (IDNA): Protocol", [RFC 5891](#), DOI 10.17487/RFC5891, August 2010, <<https://www.rfc-editor.org/info/rfc5891>>.
- [RFC5905] Mills, D., Martin, J., Ed., Burbank, J., and W. Kasch, "Network Time Protocol Version 4: Protocol and Algorithms Specification", [RFC 5905](#), DOI 10.17487/RFC5905, June 2010, <<https://www.rfc-editor.org/info/rfc5905>>.
- [RFC6125] Saint-Andre, P. and J. Hodges, "Representation and Verification of Domain-Based Application Service Identity within Internet Public Key Infrastructure Using X.509 (PKIX) Certificates in the Context of Transport Layer Security (TLS)", [RFC 6125](#), DOI 10.17487/RFC6125, March

2011, <<https://www.rfc-editor.org/info/rfc6125>>.

- [RFC6335] Cotton, M., Eggert, L., Touch, J., Westerlund, M., and S. Cheshire, "Internet Assigned Numbers Authority (IANA) Procedures for the Management of the Service Name and Transport Protocol Port Number Registry", [BCP 165](#), [RFC 6335](#), DOI 10.17487/RFC6335, August 2011, <<https://www.rfc-editor.org/info/rfc6335>>.
- [RFC6874] Carpenter, B., Cheshire, S., and R. Hinden, "Representing IPv6 Zone Identifiers in Address Literals and Uniform Resource Identifiers", [RFC 6874](#), DOI 10.17487/RFC6874, February 2013, <<https://www.rfc-editor.org/info/rfc6874>>.

Franke, et al.

Expires August 16, 2020

[Page 40]

---

Internet-Draft

NTS4NTP

February 2020

- [RFC7301] Friedl, S., Popov, A., Langley, A., and E. Stephan, "Transport Layer Security (TLS) Application-Layer Protocol Negotiation Extension", [RFC 7301](#), DOI 10.17487/RFC7301, July 2014, <<https://www.rfc-editor.org/info/rfc7301>>.
- [RFC7507] Moeller, B. and A. Langley, "TLS Fallback Signaling Cipher Suite Value (SCSV) for Preventing Protocol Downgrade Attacks", [RFC 7507](#), DOI 10.17487/RFC7507, April 2015, <<https://www.rfc-editor.org/info/rfc7507>>.
- [RFC7525] Sheffer, Y., Holz, R., and P. Saint-Andre, "Recommendations for Secure Use of Transport Layer Security (TLS) and Datagram Transport Layer Security (DTLS)", [BCP 195](#), [RFC 7525](#), DOI 10.17487/RFC7525, May 2015, <<https://www.rfc-editor.org/info/rfc7525>>.
- [RFC7822] Mizrahi, T. and D. Mayer, "Network Time Protocol Version 4 (NTPv4) Extension Fields", [RFC 7822](#), DOI 10.17487/RFC7822, March 2016, <<https://www.rfc-editor.org/info/rfc7822>>.
- [RFC8174] Leiba, B., "Ambiguity of Uppercase vs Lowercase in [RFC 2119](#) Key Words", [BCP 14](#), [RFC 8174](#), DOI 10.17487/RFC8174, May 2017, <<https://www.rfc-editor.org/info/rfc8174>>.
- [RFC8446] Rescorla, E., "The Transport Layer Security (TLS) Protocol

Version 1.3", [RFC 8446](#), DOI 10.17487/RFC8446, August 2018, <<https://www.rfc-editor.org/info/rfc8446>>.

## 12.2. Informative References

- [I-D.ietf-ntp-data-minimization] Franke, D. and A. Malhotra, "NTP Client Data Minimization", [draft-ietf-ntp-data-minimization-04](#) (work in progress), March 2019.
- [Mizrahi] Mizrahi, T., "A game theoretic analysis of delay attacks against time synchronization protocols", in Proceedings of Precision Clock Synchronization for Measurement Control and Communication, ISPCS 2012, pp. 1-6, September 2012.
- [RFC0768] Postel, J., "User Datagram Protocol", STD 6, [RFC 768](#), DOI 10.17487/RFC0768, August 1980, <<https://www.rfc-editor.org/info/rfc768>>.
- [RFC0793] Postel, J., "Transmission Control Protocol", STD 7, [RFC 793](#), DOI 10.17487/RFC0793, September 1981, <<https://www.rfc-editor.org/info/rfc793>>.

Franke, et al.

Expires August 16, 2020

[Page 41]

---

Internet-Draft

NTS4NTP

February 2020

- [RFC4086] Eastlake 3rd, D., Schiller, J., and S. Crocker, "Randomness Requirements for Security", [BCP 106](#), [RFC 4086](#), DOI 10.17487/RFC4086, June 2005, <<https://www.rfc-editor.org/info/rfc4086>>.
- [RFC5077] Salowey, J., Zhou, H., Eronen, P., and H. Tschofenig, "Transport Layer Security (TLS) Session Resumption without Server-Side State", [RFC 5077](#), DOI 10.17487/RFC5077, January 2008, <<https://www.rfc-editor.org/info/rfc5077>>.
- [RFC5280] Cooper, D., Santesson, S., Farrell, S., Boeyen, S., Housley, R., and W. Polk, "Internet X.509 Public Key Infrastructure Certificate and Certificate Revocation List (CRL) Profile", [RFC 5280](#), DOI 10.17487/RFC5280, May 2008, <<https://www.rfc-editor.org/info/rfc5280>>.
- [RFC5869] Krawczyk, H. and P. Eronen, "HMAC-based Extract-and-Expand Key Derivation Function (HKDF)", [RFC 5869](#),

DOI 10.17487/RFC5869, May 2010,  
<<https://www.rfc-editor.org/info/rfc5869>>.

- [RFC7384] Mizrahi, T., "Security Requirements of Time Protocols in Packet Switched Networks", [RFC 7384](#), DOI 10.17487/RFC7384, October 2014, <<https://www.rfc-editor.org/info/rfc7384>>.
- [RFC8573] Malhotra, A. and S. Goldberg, "Message Authentication Code for the Network Time Protocol", [RFC 8573](#), DOI 10.17487/RFC8573, June 2019, <<https://www.rfc-editor.org/info/rfc8573>>.
- [Shpiner] Shpiner, A., Revah, Y., and T. Mizrahi, "Multi-path Time Protocols", in Proceedings of IEEE International Symposium on Precision Clock Synchronization for Measurement, Control and Communication (ISPCS), September 2013.

#### [Appendix A](#). Terms and Abbreviations

- AEAD     Authenticated Encryption with Associated Data [[RFC5116](#)]
- ALPN     Application-Layer Protocol Negotiation [[RFC7301](#)]
- C2S     Client-to-server
- DDoS     Distributed Denial-of-Service
- EF       Extension Field [[RFC5905](#)]

- HKDF     Hashed Message Authentication Code-based Key Derivation Function [[RFC5869](#)]
- IANA     Internet Assigned Numbers Authority
- IP       Internet Protocol
- KoD     Kiss-o'-Death [[RFC5905](#)]
- NTP     Network Time Protocol [[RFC5905](#)]



NTS Network Time Security  
NTS-KE Network Time Security Key Exchange  
PRF Pseudorandom Function  
S2C Server-to-client  
SCSV Signaling Cipher Suite Value [[RFC7507](#)]  
TCP Transmission Control Protocol [[RFC0793](#)]  
TLS Transport Layer Security [[RFC8446](#)]  
UDP User Datagram Protocol [[RFC0768](#)]

#### Authors' Addresses

Daniel Fox Franke  
Akamai Technologies  
150 Broadway  
Cambridge, MA 02142  
United States

Email: [dafranke@akamai.com](mailto:dafranke@akamai.com)  
URI: <https://www.dfranke.us>

Braunschweig D-38116  
Germany

Phone: +49-(0)531-592-8420  
Fax: +49-531-592-698420  
Email: dieter.sibold@ptb.de

Kristof Teichel  
Physikalisch-Technische  
Bundesanstalt  
Bundesallee 100  
Braunschweig D-38116  
Germany

Phone: +49-(0)531-592-4471  
Email: kristof.teichel@ptb.de

Marcus Dansarie

Email: [marcus@dansarie.se](mailto:marcus@dansarie.se)  
URI: <https://orcid.org/0000-0001-9246-0263>

Ragnar Sundblad  
Netnod

Email: [ragge@netnod.se](mailto:ragge@netnod.se)