

Network Working Group
Internet-Draft
Intended status: Standards Track
Expires: September 27, 2019

J. Gross, Ed.

I. Ganga, Ed.
Intel
T. Sridhar, Ed.
VMware
March 26, 2019

**Geneve: Generic Network Virtualization Encapsulation
draft-ietf-nvo3-geneve-13**

Abstract

Network virtualization involves the cooperation of devices with a wide variety of capabilities such as software and hardware tunnel endpoints, transit fabrics, and centralized control clusters. As a result of their role in tying together different elements in the system, the requirements on tunnels are influenced by all of these components. Flexibility is therefore the most important aspect of a tunnel protocol if it is to keep pace with the evolution of the system. This document describes Geneve, an encapsulation protocol designed to recognize and accommodate these changing capabilities and needs.

Status of This Memo

This Internet-Draft is submitted in full conformance with the provisions of [BCP 78](#) and [BCP 79](#).

Internet-Drafts are working documents of the Internet Engineering Task Force (IETF). Note that other groups may also distribute working documents as Internet-Drafts. The list of current Internet-Drafts is at <https://datatracker.ietf.org/drafts/current/>.

Internet-Drafts are draft documents valid for a maximum of six months and may be updated, replaced, or obsoleted by other documents at any time. It is inappropriate to use Internet-Drafts as reference material or to cite them other than as "work in progress."

This Internet-Draft will expire on September 27, 2019.

Copyright Notice

Copyright (c) 2019 IETF Trust and the persons identified as the document authors. All rights reserved.

This document is subject to [BCP 78](#) and the IETF Trust's Legal Provisions Relating to IETF Documents (<https://trustee.ietf.org/license-info>) in effect on the date of publication of this document. Please review these documents carefully, as they describe your rights and restrictions with respect to this document. Code Components extracted from this document must include Simplified BSD License text as described in Section 4.e of the Trust Legal Provisions and are provided without warranty as described in the Simplified BSD License.

Table of Contents

1.	Introduction	3
1.1.	Requirements Language	4
1.2.	Terminology	4
2.	Design Requirements	5
2.1.	Control Plane Independence	6
2.2.	Data Plane Extensibility	7
2.2.1.	Efficient Implementation	7
2.3.	Use of Standard IP Fabrics	8
3.	Geneve Encapsulation Details	9
3.1.	Geneve Packet Format Over IPv4	9
3.2.	Geneve Packet Format Over IPv6	10
3.3.	UDP Header	12
3.4.	Tunnel Header Fields	13
3.5.	Tunnel Options	14
3.5.1.	Options Processing	16
4.	Implementation and Deployment Considerations	17
4.1.	Applicability Statement	17
4.2.	Congestion Control Functionality	18
4.3.	UDP Checksum	18
4.3.1.	UDP Zero Checksum Handling with IPv6	19
4.4.	Encapsulation of Geneve in IP	20
4.4.1.	IP Fragmentation	20
4.4.2.	DSCP, ECN and TTL	21
4.4.3.	Broadcast and Multicast	22
4.4.4.	Unidirectional Tunnels	22
4.5.	Constraints on Protocol Features	23
4.5.1.	Constraints on Options	23
4.6.	NIC Offloads	24
4.7.	Inner VLAN Handling	24
5.	Interoperability Issues	25
6.	Security Considerations	25
6.1.	Data Confidentiality	26
6.1.1.	Inter-Data Center Traffic	26
6.2.	Data Integrity	27
6.3.	Authentication of NVE peers	27
6.4.	Options Interpretation by Transit Devices	28

6.5.	Multicast/Broadcast	28
6.6.	Control Plane Communications	28
7.	IANA Considerations	28
8.	Contributors	29
9.	Acknowledgements	30
10.	References	31
10.1.	Normative References	31
10.2.	Informative References	32
	Authors' Addresses	35

[1.](#) Introduction

Networking has long featured a variety of tunneling, tagging, and other encapsulation mechanisms. However, the advent of network virtualization has caused a surge of renewed interest and a corresponding increase in the introduction of new protocols. The large number of protocols in this space, ranging all the way from VLANs [[IEEE.802.1Q_2014](#)] and MPLS [[RFC3031](#)] through the more recent VXLAN [[RFC7348](#)] (Virtual eXtensible Local Area Network) and NVGRE [[RFC7637](#)] (Network Virtualization Using Generic Routing Encapsulation), often leads to questions about the need for new encapsulation formats and what it is about network virtualization in particular that leads to their proliferation.

While many encapsulation protocols seek to simply partition the underlay network or bridge between two domains, network virtualization views the transit network as providing connectivity between multiple components of a distributed system. In many ways this system is similar to a chassis switch with the IP underlay network playing the role of the backplane and tunnel endpoints on the edge as line cards. When viewed in this light, the requirements placed on the tunnel protocol are significantly different in terms of the quantity of metadata necessary and the role of transit nodes.

Current work such as [[VL2](#)] (A Scalable and Flexible Data Center Network) and the NV03 Data Plane Requirements [[I-D.ietf-nvo3-dataplane-requirements](#)] have described some of the properties that the data plane must have to support network virtualization. However, one additional defining requirement is the need to carry system state along with the packet data. The use of some metadata is certainly not a foreign concept - nearly all protocols used for virtualization have at least 24 bits of identifier space as a way to partition between tenants. This is often described as overcoming the limits of 12-bit VLANs, and when seen in that context, or any context where it is a true tenant identifier, 16 million possible entries is a large number. However, the reality is that the metadata is not exclusively used to identify tenants and encoding other information quickly starts to crowd the space. In

fact, when compared to the tags used to exchange metadata between line cards on a chassis switch, 24-bit identifiers start to look quite small. There are nearly endless uses for this metadata, ranging from storing input ports for simple security policies to service based context for interposing advanced middleboxes.

Existing tunnel protocols have each attempted to solve different aspects of these new requirements, only to be quickly rendered out of date by changing control plane implementations and advancements. Furthermore, software and hardware components and controllers all have different advantages and rates of evolution - a fact that should be viewed as a benefit, not a liability or limitation. This draft describes Geneve, a protocol which seeks to avoid these problems by providing a framework for tunneling for network virtualization rather than being prescriptive about the entire system.

1.1. Requirements Language

The key words "MUST", "MUST NOT", "REQUIRED", "SHALL", "SHALL NOT", "SHOULD", "SHOULD NOT", "RECOMMENDED", "NOT RECOMMENDED", "MAY", and "OPTIONAL" in this document are to be interpreted as described in [BCP 14](#) [[RFC2119](#)] [[RFC8174](#)] when, and only when, they appear in all capitals, as shown here.

1.2. Terminology

The NV03 framework [[RFC7365](#)] defines many of the concepts commonly used in network virtualization. In addition, the following terms are specifically meaningful in this document:

Checksum offload. An optimization implemented by many NICs (Network Interface Controller) which enables computation and verification of upper layer protocol checksums in hardware on transmit and receive, respectively. This typically includes IP and TCP/UDP checksums which would otherwise be computed by the protocol stack in software.

Clos network. A technique for composing network fabrics larger than a single switch while maintaining non-blocking bandwidth across connection points. ECMP is used to divide traffic across the multiple links and switches that constitute the fabric. Sometimes termed "leaf and spine" or "fat tree" topologies.

ECMP. Equal Cost Multipath. A routing mechanism for selecting from among multiple best next hop paths by hashing packet headers in order to better utilize network bandwidth while avoiding reordering of packets within a flow.

Geneve. Generic Network Virtualization Encapsulation. The tunnel protocol described in this document.

LRO. Large Receive Offload. The receive-side equivalent function of LSO, in which multiple protocol segments (primarily TCP) are coalesced into larger data units.

NIC. Network Interface Controller. Also called as Network Interface Card or Network Adapter. A NIC could be part of a tunnel endpoint or transit device and can either process Geneve packets or aid in the processing of Geneve packets.

Transit device. A forwarding element (e.g. router or switch) along the path of the tunnel making up part of the Underlay Network. A transit device MAY be capable of understanding the Geneve packet format but does not originate or terminate Geneve packets.

LSO. Large Segmentation Offload. A function provided by many commercial NICs that allows data units larger than the MTU to be passed to the NIC to improve performance, the NIC being responsible for creating smaller segments of size less than or equal to the MTU with correct protocol headers. When referring specifically to TCP/IP, this feature is often known as TSO (TCP Segmentation Offload).

Tunnel endpoint. A component performing encapsulation and decapsulation of packets, such as Ethernet frames or IP datagrams, in Geneve headers. As the ultimate consumer of any tunnel metadata, tunnel endpoints have the highest level of requirements for parsing and interpreting tunnel headers. Tunnel endpoints may consist of either software or hardware implementations or a combination of the two. Tunnel endpoints are frequently a component of an NVE (Network Virtualization Edge) but may also be found in middleboxes or other elements making up an NVO3 Network.

VM. Virtual Machine.

2. Design Requirements

Geneve is designed to support network virtualization use cases, where tunnels are typically established to act as a backplane between the virtual switches residing in hypervisors, physical switches, or middleboxes or other appliances. An arbitrary IP network can be used as an underlay although Clos networks composed using ECMP links are a common choice to provide consistent bisectional bandwidth across all connection points. Many of the concepts of network virtualization overlays over Layer 3 IP networks are described in NVO3 Framework framework [[RFC7365](#)]. Figure 1 shows an example of a hypervisor, top of rack switch for connectivity to physical servers, and a WAN uplink

connected using Geneve tunnels over a simplified Clos network. These tunnels are used to encapsulate and forward frames from the attached components such as VMs or physical links.

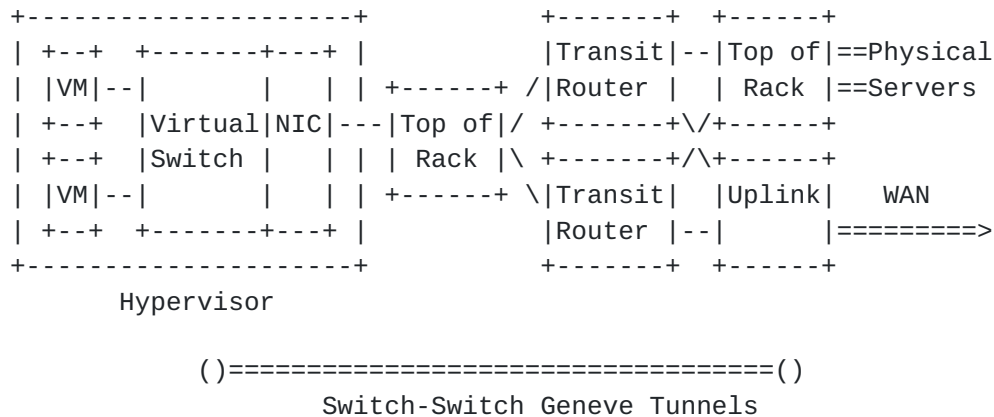


Figure 1: Sample Geneve Deployment

To support the needs of network virtualization, the tunnel protocol should be able to take advantage of the differing (and evolving) capabilities of each type of device in both the underlay and overlay networks. This results in the following requirements being placed on the data plane tunneling protocol:

- o The data plane is generic and extensible enough to support current and future control planes.
- o Tunnel components are efficiently implementable in both hardware and software without restricting capabilities to the lowest common denominator.
- o High performance over existing IP fabrics.

These requirements are described further in the following subsections.

2.1. Control Plane Independence

Although some protocols for network virtualization have included a control plane as part of the tunnel format specification (most notably, the VXLAN spec prescribed a multicast learning- based control plane), these specifications have largely been treated as describing only the data format. The VXLAN packet format has actually seen a wide variety of control planes built on top of it.

There is a clear advantage in settling on a data format: most of the protocols are only superficially different and there is little

advantage in duplicating effort. However, the same cannot be said of control planes, which are diverse in very fundamental ways. The case for standardization is also less clear given the wide variety in requirements, goals, and deployment scenarios.

As a result of this reality, Geneve is a pure tunnel format specification that is capable of fulfilling the needs of many control planes by explicitly not selecting any one of them. This simultaneously promotes a shared data format and reduces the chance of obsolescence by future control plane enhancements.

2.2. Data Plane Extensibility

Achieving the level of flexibility needed to support current and future control planes effectively requires an options infrastructure to allow new metadata types to be defined, deployed, and either finalized or retired. Options also allow for differentiation of products by encouraging independent development in each vendor's core specialty, leading to an overall faster pace of advancement. By far the most common mechanism for implementing options is Type-Length-Value (TLV) format.

It should be noted that while options can be used to support non-wirespeed control packets, they are equally important on data packets as well to segregate and direct forwarding (for instance, the examples given before of input port based security policies and service interposition both require tags to be placed on data packets). Therefore, while it would be desirable to limit the extensibility to only control packets for the purposes of simplifying the datapath, that would not satisfy the design requirements.

2.2.1. Efficient Implementation

There is often a conflict between software flexibility and hardware performance that is difficult to resolve. For a given set of functionality, it is obviously desirable to maximize performance. However, that does not mean new features that cannot be run at a desired speed today should be disallowed. Therefore, for a protocol to be efficiently implementable means that a set of common capabilities can be reasonably handled across platforms along with a graceful mechanism to handle more advanced features in the appropriate situations.

The use of a variable length header and options in a protocol often raises questions about whether it is truly efficiently implementable in hardware. To answer this question in the context of Geneve, it is important to first divide "hardware" into two categories: tunnel endpoints and transit devices.

Tunnel endpoints must be able to parse the variable header, including any options, and take action. Since these devices are actively participating in the protocol, they are the most affected by Geneve.

However, as tunnel endpoints are the ultimate consumers of the data, transmitters can tailor their output to the capabilities of the recipient. As new functionality becomes sufficiently well defined to add to tunnel endpoints, supporting options can be designed using ordering restrictions and other techniques to ease parsing.

Options, if present in the packet, **MUST** only be generated and terminated by tunnel endpoints. Transit devices **MAY** be able to interpret the options, however, as non-terminating devices, transit devices do not originate or terminate the Geneve packet, hence **MUST NOT** modify Geneve headers and **MUST NOT** insert or delete options, which is the responsibility of tunnel endpoints. The participation of transit devices in interpreting options is **OPTIONAL**.

Further, either tunnel endpoints or transit devices **MAY** use offload capabilities of NICs such as checksum offload to improve the performance of Geneve packet processing. The presence of a Geneve variable length header **SHOULD NOT** prevent the tunnel endpoints and transit devices from using such offload capabilities.

2.3. Use of Standard IP Fabrics

IP has clearly cemented its place as the dominant transport mechanism and many techniques have evolved over time to make it robust, efficient, and inexpensive. As a result, it is natural to use IP fabrics as a transit network for Geneve. Fortunately, the use of IP encapsulation and addressing is enough to achieve the primary goal of delivering packets to the correct point in the network through standard switching and routing.

In addition, nearly all underlay fabrics are designed to exploit parallelism in traffic to spread load across multiple links without introducing reordering in individual flows. These equal cost multipathing (ECMP) techniques typically involve parsing and hashing the addresses and port numbers from the packet to select an outgoing link. However, the use of tunnels often results in poor ECMP performance without additional knowledge of the protocol as the encapsulated traffic is hidden from the fabric by design and only tunnel endpoint addresses are available for hashing.

Since it is desirable for Geneve to perform well on these existing fabrics, it is necessary for entropy from encapsulated packets to be exposed in the tunnel header. The most common technique for this is

to use the UDP source port, which is discussed further in [Section 3.3](#).

3. Geneve Encapsulation Details

The Geneve packet format consists of a compact tunnel header encapsulated in UDP over either IPv4 or IPv6. A small fixed tunnel header provides control information plus a base level of functionality and interoperability with a focus on simplicity. This header is then followed by a set of variable options to allow for future innovation. Finally, the payload consists of a protocol data unit of the indicated type, such as an Ethernet frame. [Section 3.1](#) and [Section 3.2](#) illustrate the Geneve packet format transported (for example) over Ethernet along with an Ethernet payload.

3.1. Geneve Packet Format Over IPv4

```

      0               1               2               3
      0 1 2 3 4 5 6 7 8 9 0 1 2 3 4 5 6 7 8 9 0 1 2 3 4 5 6 7 8 9 0 1
Outer Ethernet Header:
+---+---+---+---+---+---+---+---+---+---+---+---+---+---+---+---+
|                               Outer Destination MAC Address                               |
+---+---+---+---+---+---+---+---+---+---+---+---+---+---+---+---+
| Outer Destination MAC Address |   Outer Source MAC Address   |
+---+---+---+---+---+---+---+---+---+---+---+---+---+---+---+---+
|                               Outer Source MAC Address                               |
+---+---+---+---+---+---+---+---+---+---+---+---+---+---+---+---+
|Optional Ethertype=C-Tag 802.1Q|   Outer VLAN Tag Information   |
+---+---+---+---+---+---+---+---+---+---+---+---+---+---+---+---+
|           Ethertype=0x0800           |
+---+---+---+---+---+---+---+---+---+---+---+---+---+---+---+---+

Outer IPv4 Header:
+---+---+---+---+---+---+---+---+---+---+---+---+---+---+---+---+
|Version|  IHL  |Type of Service|                Total Length                |
+---+---+---+---+---+---+---+---+---+---+---+---+---+---+---+---+
|           Identification           |Flags|           Fragment Offset           |
+---+---+---+---+---+---+---+---+---+---+---+---+---+---+---+---+
| Time to Live |Protocol=17 UDP|                Header Checksum                |
+---+---+---+---+---+---+---+---+---+---+---+---+---+---+---+---+
|                               Outer Source IPv4 Address                               |
+---+---+---+---+---+---+---+---+---+---+---+---+---+---+---+---+
|                               Outer Destination IPv4 Address                               |
+---+---+---+---+---+---+---+---+---+---+---+---+---+---+---+---+

Outer UDP Header:
+---+---+---+---+---+---+---+---+---+---+---+---+---+---+---+---+
|           Source Port = xxxx           |           Dest Port = 6081           |

```



```

+---+---+---+---+---+---+---+---+---+---+---+---+---+---+---+---+
|           UDP Length           |           UDP Checksum           |
+---+---+---+---+---+---+---+---+---+---+---+---+---+---+---+---+

```

Geneve Header:

```

+---+---+---+---+---+---+---+---+---+---+---+---+---+---+---+---+
|Ver| Opt Len |O|C|   Rsvd.   |           Protocol Type           |
+---+---+---+---+---+---+---+---+---+---+---+---+---+---+---+---+
|           Virtual Network Identifier (VNI)           |   Reserved   |
+---+---+---+---+---+---+---+---+---+---+---+---+---+---+---+---+
|           Variable Length Options           |
+---+---+---+---+---+---+---+---+---+---+---+---+---+---+---+---+

```

Inner Ethernet Header (example payload):

```

+---+---+---+---+---+---+---+---+---+---+---+---+---+---+---+---+
|           Inner Destination MAC Address           |
+---+---+---+---+---+---+---+---+---+---+---+---+---+---+---+---+
| Inner Destination MAC Address |   Inner Source MAC Address   |
+---+---+---+---+---+---+---+---+---+---+---+---+---+---+---+---+
|           Inner Source MAC Address           |
+---+---+---+---+---+---+---+---+---+---+---+---+---+---+---+---+
|Optional Ethertype=C-Tag 802.1Q| Inner VLAN Tag Information |
+---+---+---+---+---+---+---+---+---+---+---+---+---+---+---+---+

```

Payload:

```

+---+---+---+---+---+---+---+---+---+---+---+---+---+---+---+---+
| Ethertype of Original Payload |
+---+---+---+---+---+---+---+---+---+---+---+---+---+---+---+---+
|           Original Ethernet Payload           |
|
| (Note that the original Ethernet Frame's FCS is not included) |
+---+---+---+---+---+---+---+---+---+---+---+---+---+---+---+---+

```

Frame Check Sequence:

```

+---+---+---+---+---+---+---+---+---+---+---+---+---+---+---+---+
|   New FCS (Frame Check Sequence) for Outer Ethernet Frame   |
+---+---+---+---+---+---+---+---+---+---+---+---+---+---+---+---+

```

[3.2.](#) Geneve Packet Format Over IPv6

```

      0               1               2               3
      0 1 2 3 4 5 6 7 8 9 0 1 2 3 4 5 6 7 8 9 0 1 2 3 4 5 6 7 8 9 0 1
Outer Ethernet Header:
+---+---+---+---+---+---+---+---+---+---+---+---+---+---+---+---+
|           Outer Destination MAC Address           |
+---+---+---+---+---+---+---+---+---+---+---+---+---+---+---+---+
| Outer Destination MAC Address |   Outer Source MAC Address   |
+---+---+---+---+---+---+---+---+---+---+---+---+---+---+---+---+

```



```

|               Inner Destination MAC Address               |
+-+--+--+--+--+--+--+--+--+--+--+--+--+--+--+--+--+--+--+
| Inner Destination MAC Address | Inner Source MAC Address |
+-+--+--+--+--+--+--+--+--+--+--+--+--+--+--+--+--+--+--+
|               Inner Source MAC Address                   |
+-+--+--+--+--+--+--+--+--+--+--+--+--+--+--+--+--+--+--+
|Optional Ethertype=C-Tag 802.1Q| Inner VLAN Tag Information |
+-+--+--+--+--+--+--+--+--+--+--+--+--+--+--+--+--+--+--+

```

Payload:

```

+-+--+--+--+--+--+--+--+--+--+--+--+--+--+--+--+--+--+--+
| Ethertype of Original Payload |                          |
+-+--+--+--+--+--+--+--+--+--+--+--+--+--+--+--+--+--+--+
|                               Original Ethernet Payload   |
|                               |                             |
| (Note that the original Ethernet Frame's FCS is not included) |
+-+--+--+--+--+--+--+--+--+--+--+--+--+--+--+--+--+--+--+

```

Frame Check Sequence:

```

+-+--+--+--+--+--+--+--+--+--+--+--+--+--+--+--+--+--+--+
|   New FCS (Frame Check Sequence) for Outer Ethernet Frame   |
+-+--+--+--+--+--+--+--+--+--+--+--+--+--+--+--+--+--+--+

```

3.3. UDP Header

The use of an encapsulating UDP [[RFC0768](#)] header follows the connectionless semantics of Ethernet and IP in addition to providing entropy to routers performing ECMP. The header fields are therefore interpreted as follows:

Source port: A source port selected by the originating tunnel endpoint. This source port SHOULD be the same for all packets belonging to a single encapsulated flow to prevent reordering due to the use of different paths. To encourage an even distribution of flows across multiple links, the source port SHOULD be calculated using a hash of the encapsulated packet headers using, for example, a traditional 5-tuple. Since the port represents a flow identifier rather than a true UDP connection, the entire 16-bit range MAY be used to maximize entropy.

Dest port: IANA has assigned port 6081 as the fixed well-known destination port for Geneve. Although the well-known value should be used by default, it is RECOMMENDED that implementations make this configurable. The chosen port is used for identification of Geneve packets and MUST NOT be reversed for different ends of a connection as is done with TCP.

UDP length: The length of the UDP packet including the UDP header.

UDP checksum: In order to protect the Geneve header, options and payload from potential data corruption, UDP checksum SHOULD be generated as specified in [RFC0768] and [RFC1112] when Geneve is encapsulated in IPv4. To protect the IP header, Geneve header, options and payload from potential data corruption, the UDP checksum MUST be generated by default as specified in [RFC0768] and [RFC2460] when Geneve is encapsulated in IPv6. Upon receiving such packets with non-zero UDP checksum, the receiving tunnel endpoints MUST validate the checksum. If the checksum is not correct, the packet MUST be dropped, otherwise the packet MUST be accepted for decapsulation.

Under certain conditions, the UDP checksum MAY be set to zero on transmit for packets encapsulated in both IPv4 and IPv6 [RFC6935]. See [Section 4.3](#) for additional requirements that apply for using zero UDP checksum with IPv4 and IPv6. Disabling the use of UDP checksums is an operational consideration that should take into account the risks and effects of packet corruption.

[3.4.](#) Tunnel Header Fields

Ver (2 bits): The current version number is 0. Packets received by a tunnel endpoint with an unknown version MUST be dropped. Transit devices interpreting Geneve packets with an unknown version number MUST treat them as UDP packets with an unknown payload.

Opt Len (6 bits): The length of the options fields, expressed in four byte multiples, not including the eight byte fixed tunnel header. This results in a minimum total Geneve header size of 8 bytes and a maximum of 260 bytes. The start of the payload headers can be found using this offset from the end of the base Geneve header.

O (1 bit): Control packet. This packet contains a control message. Control messages are sent between tunnel endpoints. Tunnel Endpoints MUST NOT forward the payload and transit devices MUST NOT attempt to interpret it. Since these are infrequent control messages, it is RECOMMENDED that tunnel endpoints direct these packets to a high priority control queue (for example, to direct the packet to a general purpose CPU from a forwarding ASIC or to separate out control traffic on a NIC). Transit devices MUST NOT alter forwarding behavior on the basis of this bit, such as ECMP link selection.

C (1 bit): Critical options present. One or more options has the critical bit set (see [Section 3.5](#)). If this bit is set then tunnel endpoints MUST parse the options list to interpret any

critical options. On tunnel endpoints where option parsing is not supported the packet MUST be dropped on the basis of the 'C' bit in the base header. If the bit is not set tunnel endpoints MAY strip all options using 'Opt Len' and forward the decapsulated packet. Transit devices MUST NOT drop packets on the basis of this bit.

The critical bit allows hardware implementations the flexibility to handle options processing in the hardware fastpath or in the exception (slow) path without the need to process all the options. For example, a critical option such as secure hash to provide Geneve header integrity check must be processed by tunnel endpoints and typically processed in the hardware fastpath.

Rsvd. (6 bits): Reserved field, which MUST be zero on transmission and MUST be ignored on receipt.

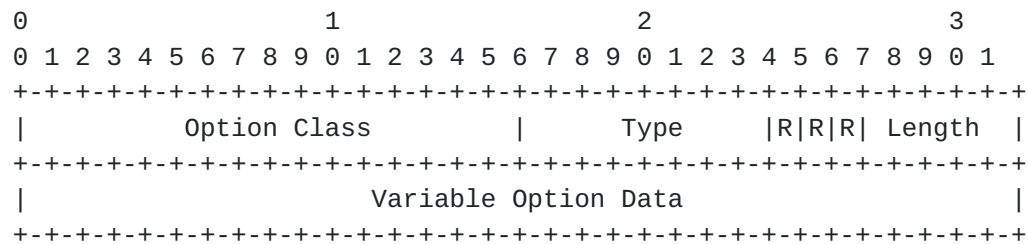
Protocol Type (16 bits): The type of the protocol data unit appearing after the Geneve header. This follows the EtherType [[ETYPES](#)] convention with Ethernet itself being represented by the value 0x6558.

Virtual Network Identifier (VNI) (24 bits): An identifier for a unique element of a virtual network. In many situations this may represent an L2 segment, however, the control plane defines the forwarding semantics of decapsulated packets. The VNI MAY be used as part of ECMP forwarding decisions or MAY be used as a mechanism to distinguish between overlapping address spaces contained in the encapsulated packet when load balancing across CPUs.

Reserved (8 bits): Reserved field which MUST be zero on transmission and ignored on receipt.

Transit devices MUST maintain consistent forwarding behavior irrespective of the value of 'Opt Len', including ECMP link selection. These devices SHOULD be able to forward packets containing options without resorting to a slow path.

[3.5.](#) Tunnel Options



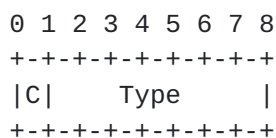
Geneve Option

The base Geneve header is followed by zero or more options in Type-Length-Value format. Each option consists of a four byte option header and a variable amount of option data interpreted according to the type.

Option Class (16 bits): Namespace for the 'Type' field. IANA will be requested to create a "Geneve Option Class" registry to allocate identifiers for organizations, technologies, and vendors that have an interest in creating types for options. Each organization may allocate types independently to allow experimentation and rapid innovation. It is expected that over time certain options will become well known and a given implementation may use option types from a variety of sources. In addition, IANA will be requested to reserve specific ranges for standardized and experimental options.

Type (8 bits): Type indicating the format of the data contained in this option. Options are primarily designed to encourage future extensibility and innovation and so standardized forms of these options will be defined in a separate document.

The high order bit of the option type indicates that this is a critical option. If the receiving tunnel endpoint does not recognize this option and this bit is set then the packet **MUST** be dropped. If the 'C' bit (critical bit) is set in any option then the 'C' bit in the Geneve base header **MUST** also be set. Transit devices **MUST NOT** drop packets on the basis of this bit. The following figure shows the location of the 'C' bit in the 'Type' field:



The requirement to drop a packet with an unknown option with the 'C' bit set applies to the entire tunnel endpoint system and not a particular component of the implementation. For example, in a

system comprised of a forwarding ASIC and a general purpose CPU, this does not mean that the packet must be dropped in the ASIC. An implementation may send the packet to the CPU using a rate-limited control channel for slow-path exception handling.

R (3 bits): Option control flags reserved for future use. MUST be zero on transmission and ignored on receipt.

Length (5 bits): Length of the option, expressed in four byte multiples excluding the option header. The total length of each option may be between 4 and 128 bytes. A value of 0 in the Length field implies an option with only the option header without the variable option data. Packets in which the total length of all options is not equal to the 'Opt Len' in the base header are invalid and MUST be silently dropped if received by a tunnel endpoint that processes the options.

Variable Option Data: Option data interpreted according to 'Type'.

3.5.1. Options Processing

Geneve options are intended to be originated and processed by tunnel endpoints. However, options MAY be interpreted by transit devices along the tunnel path. Transit devices not interpreting Geneve headers (that may or may not include options) MUST handle Geneve packets as any other UDP packet and maintain consistent forwarding behavior.

In tunnel endpoints, the generation and interpretation of options is determined by the control plane, which is out of the scope of this document. However, to ensure interoperability between heterogeneous devices some requirements are imposed on options and the devices that process them:

- o Receiving tunnel endpoints MUST drop packets containing unknown options with the 'C' bit set in the option type. Conversely, transit devices MUST NOT drop packets as a result of encountering unknown options, including those with the 'C' bit set.
- o Some options may be defined in such a way that the position in the option list is significant. Options MUST NOT be changed by transit devices.
- o An option SHOULD NOT be dependent upon any other option in the packet, i.e., options can be processed independently of one another. Architecturally, options are intended to be self-

descriptive and independent. This enables parallelism in option processing and reduces implementation complexity.

When designing a Geneve option, it is important to consider how the option will evolve in the future. Once an option is defined it is reasonable to expect that implementations may come to depend on a specific behavior. As a result, the scope of any future changes must be carefully described upfront.

Unexpectedly significant interoperability issues may result from changing the length of an option that was defined to be a certain size. A particular option is specified to have either a fixed length, which is constant, or a variable length, which may change over time or for different use cases. This property is part of the definition of the option and conveyed by the 'Type'. For fixed length options, some implementations may choose to ignore the length field in the option header and instead parse based on the well known length associated with the type. In this case, redefining the length will impact not only parsing of the option in question but also any options that follow. Therefore, options that are defined to be fixed length in size MUST NOT be redefined to a different length. Instead, a new 'Type' should be allocated.

Options may be processed by NIC hardware utilizing offloads (e.g. LSO and LRO) as described in [Section 4.6](#). Careful consideration should be given to how the offload capabilities outlined in [Section 4.6](#) impact an option's design.

4. Implementation and Deployment Considerations

4.1. Applicability Statement

Geneve is a network virtualization overlay encapsulation protocol designed to establish tunnels between NVEs over an existing IP network. It is intended for use in public or private data center environments, for deploying multi-tenant overlay networks over an existing IP underlay network.

Geneve is a UDP based encapsulation protocol transported over existing IPv4 and IPv6 networks. Hence, as a UDP based protocol, Geneve adheres to the UDP usage guidelines as specified in [\[RFC8085\]](#). The applicability of these guidelines are dependent on the underlay IP network and the nature of Geneve payload protocol (example TCP/IP, IP/Ethernet).

[\[RFC8085\]](#) outlines two applicability scenarios for UDP applications, 1) general Internet and 2) controlled environment. The controlled environment means a single administrative domain or adjacent set of

cooperating domains. A network in a controlled environment can be managed to operate under certain conditions whereas in general Internet this cannot be done. Hence requirements for a tunnel protocol operating under a controlled environment can be less restrictive than the requirements of general internet.

Geneve is intended to be deployed in a data center network environment operated by a single operator or adjacent set of cooperating network operators that fits with the definition of controlled environments in [\[RFC8085\]](#).

For the purpose of this document, a traffic-managed controlled environment (TMCE) is defined as an IP network that is traffic-engineered and/or otherwise managed (e.g., via use of traffic rate limiters) to avoid congestion. The concept of TMCE is outlined in [\[RFC8086\]](#). Significant portions of text in [Section 4.1](#) through [Section 4.3](#) are based on [\[RFC8086\]](#) as applicable to Geneve.

It is the responsibility of the operator to ensure that the guidelines/requirements in this section are followed as applicable to their Geneve deployment(s).

[4.2. Congestion Control Functionality](#)

Geneve does not natively provide congestion control functionality and relies on the payload protocol traffic for congestion control. As such Geneve MUST be used with congestion controlled traffic or within a network that is traffic managed to avoid congestion (TMCE). An operator of a traffic managed network (TMCE) may avoid congestion by careful provisioning of their networks, rate-limiting of user data traffic and traffic engineering according to path capacity.

[4.3. UDP Checksum](#)

In order to provide integrity of Geneve headers, options and payload, for example to avoid mis-delivery of payload to different tenant systems in case of data corruption, outer UDP checksum SHOULD be used with Geneve when transported over IPv4. An operator MAY choose to disable UDP checksum and use zero checksum if Geneve packet integrity is provided by other data integrity mechanisms such as IPsec or additional checksums or if one of the conditions in [Section 4.3.1](#) a, b, c are met.

By default, UDP checksum MUST be used when Geneve is transported over IPv6. A tunnel endpoint MAY be configured for use with zero UDP checksum if additional requirements in [Section 4.3.1](#) are met.

4.3.1. UDP Zero Checksum Handling with IPv6

When Geneve is used over IPv6, UDP checksum is used to protect IPv6 headers, UDP headers and Geneve headers, options and payload from potential data corruption. As such by default Geneve MUST use UDP checksum when transported over IPv6. An operator MAY choose to configure to operate with zero UDP checksum if operating in a traffic managed controlled environment as stated in [Section 4.1](#) if one of the following conditions are met.

- a. It is known that the packet corruption is exceptionally unlikely (perhaps based on knowledge of equipment types in their underlay network) and the operator is willing to take a risk of undetected packet corruption
- b. It is judged through observational measurements (perhaps through historic or current traffic flows that use non zero checksum) that the level of packet corruption is tolerably low and where the operator is willing to take the risk of undetected corruption.
- c. Geneve payload is carrying applications that are tolerant of misdelivered or corrupted packets (perhaps through higher layer checksum validation and/or reliability through retransmission)

In addition Geneve tunnel implementations using Zero UDP checksum MUST meet the following requirements:

1. Use of UDP checksum over IPv6 MUST be the default configuration for all Geneve tunnels.
2. If Geneve is used with zero UDP checksum over IPv6 then such tunnel endpoint implementation MUST meet all the requirements specified in [section 4 of \[RFC6936\]](#) and requirements 1 as specified in [section 5 of \[RFC6936\]](#).
3. The Geneve tunnel endpoint that decapsulates the tunnel SHOULD check the source and destination IPv6 addresses are valid for the Geneve tunnel that is configured to receive Zero UDP checksum and discard other packets for which such check fails.
4. The Geneve tunnel endpoint that encapsulates the tunnel MAY use different IPv6 source addresses for each Geneve tunnel that uses Zero UDP checksum mode in order to strengthen the decapsulator's check of the IPv6 source address (i.e the same IPv6 source address is not to be used with more than one IPv6 destination address, irrespective of whether that destination address is a unicast or multicast address). When this is not possible, it is

RECOMMENDED to use each source address for as few Geneve tunnels that use zero UDP checksum as is feasible.

5. Measures SHOULD be taken to prevent Geneve traffic over IPv6 with zero UDP checksum from escaping into the general Internet. Examples of such measures include employing packet filters at the Gateways or edge of Geneve network and/or keeping logical or physical separation of Geneve network from networks carrying General Internet.

The above requirements do not change either the requirements specified in [\[RFC2460\]](#) as modified by [\[RFC6935\]](#) or the requirements specified in [\[RFC6936\]](#).

The requirement to check the source IPv6 address in addition to the destination IPv6 address, plus the recommendation against reuse of source IPv6 addresses among Geneve tunnels collectively provide some mitigation for the absence of UDP checksum coverage of the IPv6 header. A traffic-managed controlled environment that satisfies at least one of three conditions listed at the beginning of this section provides additional assurance.

Editorial Note (The following paragraph to be removed by the RFC Editor before publication)

It was discussed during TSVART early review if the level of requirement for using different IPv6 source addresses for different tunnel destinations would need to be "MAY" or "SHOULD". The discussion concluded that it was appropriate to keep this as "MAY", since it was considered not realistic for control planes having to maintain a high level of state on a per tunnel destination basis. In addition, the text above provides sufficient guidance to operators and implementors on possible mitigations.

[4.4.](#) Encapsulation of Geneve in IP

As an IP-based tunnel protocol, Geneve shares many properties and techniques with existing protocols. The application of some of these are described in further detail, although in general most concepts applicable to the IP layer or to IP tunnels generally also function in the context of Geneve.

[4.4.1.](#) IP Fragmentation

It is strongly RECOMMENDED that Path MTU Discovery ([\[RFC1191\]](#), [\[RFC8201\]](#)) be used by setting the DF bit in the IP header when Geneve packets are transmitted over IPv4 (this is the default with IPv6). The use of Path MTU Discovery on the transit network provides the

encapsulating tunnel endpoint with soft-state about the link that it may use to prevent or minimize fragmentation depending on its role in the virtualized network. The NVE control plane MAY use configuration mechanism or path discovery information to maintain the MTU size of the tunnel link(s) associated with the tunnel endpoint, so if a tenant system sends large packets that when encapsulated exceed the MTU size of the tunnel link, the tunnel endpoint can discard such packets and send exception messages to the tenant system(s). If the tunnel endpoint is associated with a routing or forwarding function and/or has the capability to send ICMP messages, the encapsulating tunnel endpoint MAY send ICMP fragmentation needed [[RFC0792](#)] or Packet Too Big [[RFC4443](#)] messages to the tenant system(s). For example, recommendations/guidance for handling fragmentation in similar overlay encapsulation services like PWE3 are provided in [section 5.3 of \[RFC3985\]](#).

Note that some implementations may not be capable of supporting fragmentation or other less common features of the IP header, such as options and extension headers. For example, some of the issues associated with MTU size and fragmentation in IP tunneling and use of ICMP messages is outlined in section 4.2 of [\[I-D.ietf-intarea-tunnels\]](#).

Editorial Note (The following paragraph to be removed by the RFC Editor before publication)

It was discussed during TSVART early review if the level of requirement for maintaining tunnel MTU at the ingress has to be "MAY" or "SHOULD". The discussion concluded that it was appropriate to leave this as "MAY", considering the high level of state to be maintained.

[4.4.2. DSCP, ECN and TTL](#)

When encapsulating IP (including over Ethernet) packets in Geneve, there are several considerations for propagating DSCP and ECN bits from the inner header to the tunnel on transmission and the reverse on reception.

[RFC2983] provides guidance for mapping DSCP between inner and outer IP headers. Network virtualization is typically more closely aligned with the Pipe model described, where the DSCP value on the tunnel header is set based on a policy (which may be a fixed value, one based on the inner traffic class, or some other mechanism for grouping traffic). Aspects of the Uniform model (which treats the inner and outer DSCP value as a single field by copying on ingress and egress) may also apply, such as the ability to remark the inner header on tunnel egress based on transit marking. However, the

Uniform model is not conceptually consistent with network virtualization, which seeks to provide strong isolation between encapsulated traffic and the physical network.

[RFC6040] describes the mechanism for exposing ECN capabilities on IP tunnels and propagating congestion markers to the inner packets. This behavior **MUST** be followed for IP packets encapsulated in Geneve.

Though Uniform or Pipe models could be used for TTL (or Hop Limit in case of IPv6) handling when tunneling IP packets, Pipe model is more aligned with network virtualization. [RFC2003] provides guidance on handling TTL between inner IP header and outer IP tunnels; this model is more aligned with the Pipe model and is recommended for use with Geneve for network virtualization applications.

4.4.3. Broadcast and Multicast

Geneve tunnels may either be point-to-point unicast between two tunnel endpoints or may utilize broadcast or multicast addressing. It is not required that inner and outer addressing match in this respect. For example, in physical networks that do not support multicast, encapsulated multicast traffic may be replicated into multiple unicast tunnels or forwarded by policy to a unicast location (possibly to be replicated there).

With physical networks that do support multicast it may be desirable to use this capability to take advantage of hardware replication for encapsulated packets. In this case, multicast addresses may be allocated in the physical network corresponding to tenants, encapsulated multicast groups, or some other factor. The allocation of these groups is a component of the control plane and therefore outside of the scope of this document. When physical multicast is in use, the 'C' bit in the Geneve header may be used with groups of devices with heterogeneous capabilities as each device can interpret only the options that are significant to it if they are not critical.

In addition, [RFC8293] provides examples of various mechanisms that can be used for multicast handling in network virtualization overlay networks.

4.4.4. Unidirectional Tunnels

Generally speaking, a Geneve tunnel is a unidirectional concept. IP is not a connection oriented protocol and it is possible for two tunnel endpoints to communicate with each other using different paths or to have one side not transmit anything at all. As Geneve is an IP-based protocol, the tunnel layer inherits these same characteristics.

It is possible for a tunnel to encapsulate a protocol, such as TCP, which is connection oriented and maintains session state at that layer. In addition, implementations MAY model Geneve tunnels as connected, bidirectional links, such as to provide the abstraction of a virtual port. In both of these cases, bidirectionality of the tunnel is handled at a higher layer and does not affect the operation of Geneve itself.

4.5. Constraints on Protocol Features

Geneve is intended to be flexible to a wide range of current and future applications. As a result, certain constraints may be placed on the use of metadata or other aspects of the protocol in order to optimize for a particular use case. For example, some applications may limit the types of options which are supported or enforce a maximum number or length of options. Other applications may only handle certain encapsulated payload types, such as Ethernet or IP. This could be either globally throughout the system or, for example, restricted to certain classes of devices or network paths.

These constraints may be communicated to tunnel endpoints either explicitly through a control plane or implicitly by the nature of the application. As Geneve is defined as a data plane protocol that is control plane agnostic, the exact mechanism is not defined in this document.

4.5.1. Constraints on Options

While Geneve options are more flexible, a control plane may restrict the number of option TLVs as well as the order and size of the TLVs, between tunnel endpoints, to make it simpler for a data plane implementation in software or hardware to handle [\[I-D.ietf-nvo3-encap\]](#). For example, there may be some critical information such as a secure hash that must be processed in a certain order to provide lowest latency.

A control plane may negotiate a subset of option TLVs and certain TLV ordering, as well may limit the total number of option TLVs present in the packet, for example, to accommodate hardware capable of processing fewer options [\[I-D.ietf-nvo3-encap\]](#). Hence, a control plane needs to have the ability to describe the supported TLVs subset and their order to the tunnel endpoints. In the absence of a control plane, alternative configuration mechanisms may be used for this purpose. The exact mechanism is not defined in this document.

4.6. NIC Offloads

Modern NICs currently provide a variety of offloads to enable the efficient processing of packets. The implementation of many of these offloads requires only that the encapsulated packet be easily parsed (for example, checksum offload). However, optimizations such as LSO and LRO involve some processing of the options themselves since they must be replicated/merged across multiple packets. In these situations, it is desirable to not require changes to the offload logic to handle the introduction of new options. To enable this, some constraints are placed on the definitions of options to allow for simple processing rules:

- o When performing LSO, a NIC **MUST** replicate the entire Geneve header and all options, including those unknown to the device, onto each resulting segment. However, a given option definition may override this rule and specify different behavior in supporting devices. Conversely, when performing LRO, a NIC **MAY** assume that a binary comparison of the options (including unknown options) is sufficient to ensure equality and **MAY** merge packets with equal Geneve headers.
- o Options **MUST NOT** be reordered during the course of offload processing, including when merging packets for the purpose of LRO.
- o NICs performing offloads **MUST NOT** drop packets with unknown options, including those marked as critical, unless explicitly configured.

There is no requirement that a given implementation of Geneve employ the offloads listed as examples above. However, as these offloads are currently widely deployed in commercially available NICs, the rules described here are intended to enable efficient handling of current and future options across a variety of devices.

4.7. Inner VLAN Handling

Geneve is capable of encapsulating a wide range of protocols and therefore a given implementation is likely to support only a small subset of the possibilities. However, as Ethernet is expected to be widely deployed, it is useful to describe the behavior of VLANs inside encapsulated Ethernet frames.

As with any protocol, support for inner VLAN headers is **OPTIONAL**. In many cases, the use of encapsulated VLANs may be disallowed due to security or implementation considerations. However, in other cases trunking of VLAN frames across a Geneve tunnel can prove useful. As a result, the processing of inner VLAN tags upon ingress or egress

from a tunnel endpoint is based upon the configuration of the tunnel endpoint and/or control plane and not explicitly defined as part of the data format.

5. Interoperability Issues

Viewed exclusively from the data plane, Geneve does not introduce any interoperability issues as it appears to most devices as UDP packets. However, as there are already a number of tunnel protocols deployed in network virtualization environments, there is a practical question of transition and coexistence.

Since Geneve is a superset of the functionality of the most common protocols used for network virtualization (VXLAN, NVGRE) it should be straightforward to port an existing control plane to run on top of it with minimal effort. With both the old and new packet formats supporting the same set of capabilities, there is no need for a hard transition - tunnel endpoints directly communicating with each other use any common protocol, which may be different even within a single overall system. As transit devices are primarily forwarding packets on the basis of the IP header, all protocols appear similar and these devices do not introduce additional interoperability concerns.

To assist with this transition, it is strongly suggested that implementations support simultaneous operation of both Geneve and existing tunnel protocols as it is expected to be common for a single node to communicate with a mixture of other nodes. Eventually, older protocols may be phased out as they are no longer in use.

6. Security Considerations

As encapsulated within a UDP/IP packet, Geneve does not have any inherent security mechanisms. As a result, an attacker with access to the underlay network transporting the IP packets has the ability to snoop or inject packets. Compromised tunnel endpoints may also spoof identifiers in the tunnel header to gain access to networks owned by other tenants.

Within a particular security domain, such as a data center operated by a single service provider, the most common and highest performing security mechanism is isolation of trusted components. Tunnel traffic can be carried over a separate VLAN and filtered at any untrusted boundaries. In addition, tunnel endpoints should only be operated in environments controlled by the service provider, such as the hypervisor itself rather than within a customer VM.

When crossing an untrusted link, such as the public Internet, IPsec [RFC4301] may be used to provide authentication and/or encryption of the IP packets formed as part of Geneve encapsulation.

Geneve does not otherwise affect the security of the encapsulated packets. As per the guidelines of BCP 72 [RFC3552], the following sections describe potential security risks that may be applicable to Geneve deployments and approaches to mitigate such risks. It is also noted that not all such risks are applicable to all Geneve deployment scenarios, i.e., only a subset may be applicable to certain deployments. So an operator has to make an assessment based on their network environment and determine the risks that are applicable to their specific environment and use appropriate mitigation approaches as applicable.

6.1. Data Confidentiality

Geneve is a network virtualization overlay encapsulation protocol designed to establish tunnels between NVEs over an existing IP network. It can be used to deploy multi-tenant overlay networks over an existing IP underlay network in a public or private data center. The overlay service is typically provided by a service provider, for example a cloud services provider or a private data center operator, this may or not may be the same provider as an underlay service provider. Due to the nature of multi-tenancy in such environments, a tenant system may expect data confidentiality to ensure its packet data is not tampered with (active attack) in transit or a target of unauthorized monitoring (passive attack). A tenant may expect the overlay service provider to provide data confidentiality as part of the service or a tenant may bring its own data confidentiality mechanisms like IPsec or TLS to protect the data end to end between its tenant systems.

If an operator determines data confidentiality is necessary in their environment based on their risk analysis, for example as in multi-tenant environments, then an encryption mechanism SHOULD be used to encrypt the tenant data end to end between the NVEs. The NVEs may use existing well established encryption mechanisms such as IPsec, DTLS, etc.

6.1.1. Inter-Data Center Traffic

A tenant system in a customer premises (private data center) may want to connect to tenant systems on their tenant overlay network in a public cloud data center or a tenant may want to have its tenant systems located in multiple geographically separated data centers for high availability. Geneve data traffic between tenant systems across such separated networks should be protected from threats when

traversing public networks. Any Geneve overlay data leaving the data center network beyond the operator's security domain SHOULD be secured by encryption mechanisms such as IPsec or other VPN mechanisms to protect the communications between the NVEs when they are geographically separated over untrusted network links. Specification of data protection mechanisms employed between data centers is beyond the scope of this document.

6.2. Data Integrity

Geneve encapsulation is used between NVEs to establish overlay tunnels over an existing IP underlay network. In a multi-tenant data center, a rogue or compromised tenant system may try to launch a passive attack such as monitoring the traffic of other tenants, or an active attack such as trying to inject unauthorized Geneve encapsulated traffic such as spoofing, replay, etc., into the network. To prevent such attacks, an NVE MUST NOT propagate Geneve packets beyond the NVE to tenant systems and SHOULD employ packet filtering mechanisms so as not to forward unauthorized traffic between TSs in different tenant networks.

A compromised network node or a transit device within a data center may launch an active attack trying to tamper with the Geneve packet data between NVEs. Malicious tampering of Geneve header fields may cause the packet from one tenant to be forwarded to a different tenant network. If an operator determines the possibility of such threat in their environment, the operator may choose to employ data integrity mechanisms between NVEs. In order to prevent such risks, a data integrity mechanism SHOULD be used in such environments to protect the integrity of Geneve packets including packet headers, options and payload on communications between NVE pairs. A cryptographic data protection mechanism such as IPsec may be used to provide data integrity protection. A data center operator may choose to deploy any other data integrity mechanisms as applicable and supported in their underlay networks.

6.3. Authentication of NVE peers

A rogue network device or a compromised NVE in a data center environment might be able to spoof Geneve packets as if it came from a legitimate NVE. In order to mitigate such a risk, an operator SHOULD use an authentication mechanism, such as IPsec to ensure that the Geneve packet originated from the intended NVE peer, in environments where the operator determines spoofing or rogue devices is a potential threat. Other simpler source checks such as ingress filtering for VLAN/MAC/IP address, reverse path forwarding checks, etc., may be used in certain trusted environments to ensure Geneve packets originated from the intended NVE peer.

6.4. Options Interpretation by Transit Devices

Options, if present in the packet, are generated and terminated by tunnel endpoints. As indicated in [Section 2.2.1](#), transit devices may interpret the options. However, if the packet is protected by tunnel endpoint to tunnel endpoint encryption, for example through IPsec, transit devices will not have visibility into the Geneve header or options in the packet. In such cases transit devices MUST handle Geneve packets as any other IP packet and maintain consistent forwarding behavior. In cases where options are interpreted by transit devices, the operator MUST ensure that transit devices are trusted and not compromised. Implementation of a mechanism to ensure this trust is beyond the scope of this document.

6.5. Multicast/Broadcast

In typical data center networks where IP multicasting is not supported in the underlay network, multicasting may be supported using multiple unicast tunnels. The same security requirements as described in the above sections can be used to protect Geneve communications between NVE peers. If IP multicasting is supported in the underlay network and the operator chooses to use it for multicast traffic among tunnel endpoints, then the operator in such environments may use data protection mechanisms such as IPsec with Multicast extensions [[RFC5374](#)] to protect multicast traffic among Geneve NVE groups.

6.6. Control Plane Communications

A Network Virtualization Authority (NVA) as outlined in [[RFC8014](#)] may be used as a control plane for configuring and managing the Geneve NVEs. The data center operator is expected to use security mechanisms to protect the communications between the NVA to NVEs and use authentication mechanisms to detect any rogue or compromised NVEs within their administrative domain. Data protection mechanisms for control plane communication or authentication mechanisms between the NVA and the NVEs is beyond the scope of this document.

7. IANA Considerations

IANA has allocated UDP port 6081 as the well-known destination port for Geneve. Upon publication, the registry should be updated to cite this document. The original request was:

Service Name: geneve
 Transport Protocol(s): UDP
 Assignee: Jesse Gross <jesse@kernel.org>
 Contact: Jesse Gross <jesse@kernel.org>
 Description: Generic Network Virtualization Encapsulation (Geneve)
 Reference: This document
 Port Number: 6081

In addition, IANA is requested to create a "Geneve Option Class" registry to allocate Option Classes. This shall be a registry of 16-bit hexadecimal values along with descriptive strings. The identifiers 0x0-0xFF are to be reserved for standardized options for allocation by IETF Review [[RFC8126](#)] and 0xFFF0-0xFFFF for Experimental Use. Otherwise, identifiers are to be assigned to any organization with an interest in creating Geneve options on a First Come First Served basis. The registry is to be populated with the following initial values:

Option Class	Description
0x0000..0x00FF	Unassigned - IETF Review
0x0100	Linux
0x0101	Open vSwitch (OVS)
0x0102	Open Virtual Networking (OVN)
0x0103	In-band Network Telemetry (INT)
0x0104	VMware, Inc.
0x0105	Amazon.com, Inc.
0x0106	Cisco Systems, Inc.
0x0107	Oracle Corporation
0x0108..0x110	Amazon.com, Inc.
0x0111..0xFFEF	Unassigned - First Come First Served
0xFFFF0..FFFF	Experimental

8. Contributors

The following individuals were authors of an earlier version of this document and made significant contributions:

Pankaj Garg
Microsoft Corporation
1 Microsoft Way
Redmond, WA 98052
USA

Email: pankajg@microsoft.com

Chris Wright
Red Hat Inc.
1801 Varsity Drive
Raleigh, NC 27606
USA

Email: chrisw@redhat.com

Kenneth Duda
Arista Networks
5453 Great America Parkway
Santa Clara, CA 95054
USA

Email: kduda@arista.com

Dinesh G. Dutt
Independent

Email: didutt@gmail.com

Jon Hudson
Independent

Email: jon.hudson@gmail.com

Ariel Hendel
Facebook, Inc.
1 Hacker Way
Menlo Park, CA 94025
USA

Email: ahendel@fb.com

9. Acknowledgements

The authors wish to thank Martin Casado, Bruce Davie and Dave Thaler for their input, feedback, and helpful suggestions.

The authors would like to thank Magnus Nystrom for his reviews and feedback.

Thanks to Daniel Migault, Anoop Ghanwani, Greg Mirksy, Puneet Agarwal, and Tal Mizrahi for their reviews, comments and feedback.

The authors would like to thank David Black for his detailed reviews and valuable inputs.

Thanks to Sami Boutros for his inputs and helpful feedback.

The authors would like to thank Matthew Bocci, Sam Aldrin, Benson Schliesser, Martin Vigoureux, and Alia Atlas for their guidance throughout the process.

10. References

10.1. Normative References

- [RFC0768] Postel, J., "User Datagram Protocol", STD 6, [RFC 768](#), DOI 10.17487/RFC0768, August 1980, <<https://www.rfc-editor.org/info/rfc768>>.
- [RFC0792] Postel, J., "Internet Control Message Protocol", STD 5, [RFC 792](#), DOI 10.17487/RFC0792, September 1981, <<https://www.rfc-editor.org/info/rfc792>>.
- [RFC1112] Deering, S., "Host extensions for IP multicasting", STD 5, [RFC 1112](#), DOI 10.17487/RFC1112, August 1989, <<https://www.rfc-editor.org/info/rfc1112>>.
- [RFC2119] Bradner, S., "Key words for use in RFCs to Indicate Requirement Levels", [BCP 14](#), [RFC 2119](#), DOI 10.17487/RFC2119, March 1997, <<https://www.rfc-editor.org/info/rfc2119>>.
- [RFC4443] Conta, A., Deering, S., and M. Gupta, Ed., "Internet Control Message Protocol (ICMPv6) for the Internet Protocol Version 6 (IPv6) Specification", STD 89, [RFC 4443](#), DOI 10.17487/RFC4443, March 2006, <<https://www.rfc-editor.org/info/rfc4443>>.
- [RFC6935] Eubanks, M., Chimento, P., and M. Westerlund, "IPv6 and UDP Checksums for Tunneled Packets", [RFC 6935](#), DOI 10.17487/RFC6935, April 2013, <<https://www.rfc-editor.org/info/rfc6935>>.

- [RFC6936] Fairhurst, G. and M. Westerlund, "Applicability Statement for the Use of IPv6 UDP Datagrams with Zero Checksums", [RFC 6936](#), DOI 10.17487/RFC6936, April 2013, <<https://www.rfc-editor.org/info/rfc6936>>.
- [RFC8085] Eggert, L., Fairhurst, G., and G. Shepherd, "UDP Usage Guidelines", [BCP 145](#), [RFC 8085](#), DOI 10.17487/RFC8085, March 2017, <<https://www.rfc-editor.org/info/rfc8085>>.
- [RFC8126] Cotton, M., Leiba, B., and T. Narten, "Guidelines for Writing an IANA Considerations Section in RFCs", [BCP 26](#), [RFC 8126](#), DOI 10.17487/RFC8126, June 2017, <<https://www.rfc-editor.org/info/rfc8126>>.
- [RFC8174] Leiba, B., "Ambiguity of Uppercase vs Lowercase in [RFC 2119](#) Key Words", [BCP 14](#), [RFC 8174](#), DOI 10.17487/RFC8174, May 2017, <<https://www.rfc-editor.org/info/rfc8174>>.

10.2. Informative References

- [ETYPES] The IEEE Registration Authority, "IEEE 802 Numbers", 2013, <<http://www.iana.org/assignments/ieee-802-numbers/ieee-802-numbers.xml>>.
- [I-D.ietf-intarea-tunnels]
Touch, J. and M. Townsley, "IP Tunnels in the Internet Architecture", [draft-ietf-intarea-tunnels-09](#) (work in progress), July 2018.
- [I-D.ietf-nvo3-dataplane-requirements]
Bitar, N., Lasserre, M., Balus, F., Morin, T., Jin, L., and B. Khasnabish, "NV03 Data Plane Requirements", [draft-ietf-nvo3-dataplane-requirements-03](#) (work in progress), April 2014.
- [I-D.ietf-nvo3-encap]
Boutros, S., "NV03 Encapsulation Considerations", [draft-ietf-nvo3-encap-02](#) (work in progress), September 2018.
- [IEEE.802.1Q_2014]
IEEE, "IEEE Standard for Local and metropolitan area networks--Bridges and Bridged Networks", IEEE 802.1Q-2014, DOI 10.1109/ieeestd.2014.6991462, December 2014, <<http://ieeexplore.ieee.org/servlet/opac?punumber=6991460>>.

- [RFC1191] Mogul, J. and S. Deering, "Path MTU discovery", [RFC 1191](#), DOI 10.17487/RFC1191, November 1990, <<https://www.rfc-editor.org/info/rfc1191>>.
- [RFC2003] Perkins, C., "IP Encapsulation within IP", [RFC 2003](#), DOI 10.17487/RFC2003, October 1996, <<https://www.rfc-editor.org/info/rfc2003>>.
- [RFC2460] Deering, S. and R. Hinden, "Internet Protocol, Version 6 (IPv6) Specification", [RFC 2460](#), DOI 10.17487/RFC2460, December 1998, <<https://www.rfc-editor.org/info/rfc2460>>.
- [RFC2983] Black, D., "Differentiated Services and Tunnels", [RFC 2983](#), DOI 10.17487/RFC2983, October 2000, <<https://www.rfc-editor.org/info/rfc2983>>.
- [RFC3031] Rosen, E., Viswanathan, A., and R. Callon, "Multiprotocol Label Switching Architecture", [RFC 3031](#), DOI 10.17487/RFC3031, January 2001, <<https://www.rfc-editor.org/info/rfc3031>>.
- [RFC3552] Rescorla, E. and B. Korver, "Guidelines for Writing RFC Text on Security Considerations", [BCP 72](#), [RFC 3552](#), DOI 10.17487/RFC3552, July 2003, <<https://www.rfc-editor.org/info/rfc3552>>.
- [RFC3985] Bryant, S., Ed. and P. Pate, Ed., "Pseudo Wire Emulation Edge-to-Edge (PWE3) Architecture", [RFC 3985](#), DOI 10.17487/RFC3985, March 2005, <<https://www.rfc-editor.org/info/rfc3985>>.
- [RFC4301] Kent, S. and K. Seo, "Security Architecture for the Internet Protocol", [RFC 4301](#), DOI 10.17487/RFC4301, December 2005, <<https://www.rfc-editor.org/info/rfc4301>>.
- [RFC5374] Weis, B., Gross, G., and D. Ignjatic, "Multicast Extensions to the Security Architecture for the Internet Protocol", [RFC 5374](#), DOI 10.17487/RFC5374, November 2008, <<https://www.rfc-editor.org/info/rfc5374>>.
- [RFC6040] Briscoe, B., "Tunnelling of Explicit Congestion Notification", [RFC 6040](#), DOI 10.17487/RFC6040, November 2010, <<https://www.rfc-editor.org/info/rfc6040>>.

- [RFC7348] Mahalingam, M., Dutt, D., Duda, K., Agarwal, P., Kreeger, L., Sridhar, T., Bursell, M., and C. Wright, "Virtual eXtensible Local Area Network (VXLAN): A Framework for Overlaying Virtualized Layer 2 Networks over Layer 3 Networks", [RFC 7348](#), DOI 10.17487/RFC7348, August 2014, <<https://www.rfc-editor.org/info/rfc7348>>.
- [RFC7365] Lasserre, M., Balus, F., Morin, T., Bitar, N., and Y. Rekhter, "Framework for Data Center (DC) Network Virtualization", [RFC 7365](#), DOI 10.17487/RFC7365, October 2014, <<https://www.rfc-editor.org/info/rfc7365>>.
- [RFC7637] Garg, P., Ed. and Y. Wang, Ed., "NVGRE: Network Virtualization Using Generic Routing Encapsulation", [RFC 7637](#), DOI 10.17487/RFC7637, September 2015, <<https://www.rfc-editor.org/info/rfc7637>>.
- [RFC8014] Black, D., Hudson, J., Kreeger, L., Lasserre, M., and T. Narten, "An Architecture for Data-Center Network Virtualization over Layer 3 (NV03)", [RFC 8014](#), DOI 10.17487/RFC8014, December 2016, <<https://www.rfc-editor.org/info/rfc8014>>.
- [RFC8086] Yong, L., Ed., Crabbe, E., Xu, X., and T. Herbert, "GRE-in-UDP Encapsulation", [RFC 8086](#), DOI 10.17487/RFC8086, March 2017, <<https://www.rfc-editor.org/info/rfc8086>>.
- [RFC8201] McCann, J., Deering, S., Mogul, J., and R. Hinden, Ed., "Path MTU Discovery for IP version 6", STD 87, [RFC 8201](#), DOI 10.17487/RFC8201, July 2017, <<https://www.rfc-editor.org/info/rfc8201>>.
- [RFC8293] Ghanwani, A., Dunbar, L., McBride, M., Bannai, V., and R. Krishnan, "A Framework for Multicast in Network Virtualization over Layer 3", [RFC 8293](#), DOI 10.17487/RFC8293, January 2018, <<https://www.rfc-editor.org/info/rfc8293>>.
- [VL2] "VL2: A Scalable and Flexible Data Center Network", ACM SIGCOMM Computer Communication Review, DOI 10.1145/1594977.1592576, 2009, <<http://www.sigcomm.org/sites/default/files/ccr/papers/2009/October/1594977-1592576.pdf>>.

Authors' Addresses

Jesse Gross (editor)

Email: jesse@kernel.org

Ilango Ganga (editor)
Intel Corporation
2200 Mission College Blvd.
Santa Clara, CA 95054
USA

Email: ilango.s.ganga@intel.com

T. Sridhar (editor)
VMware, Inc.
3401 Hillview Ave.
Palo Alto, CA 94304
USA

Email: tsridhar@vmware.com

